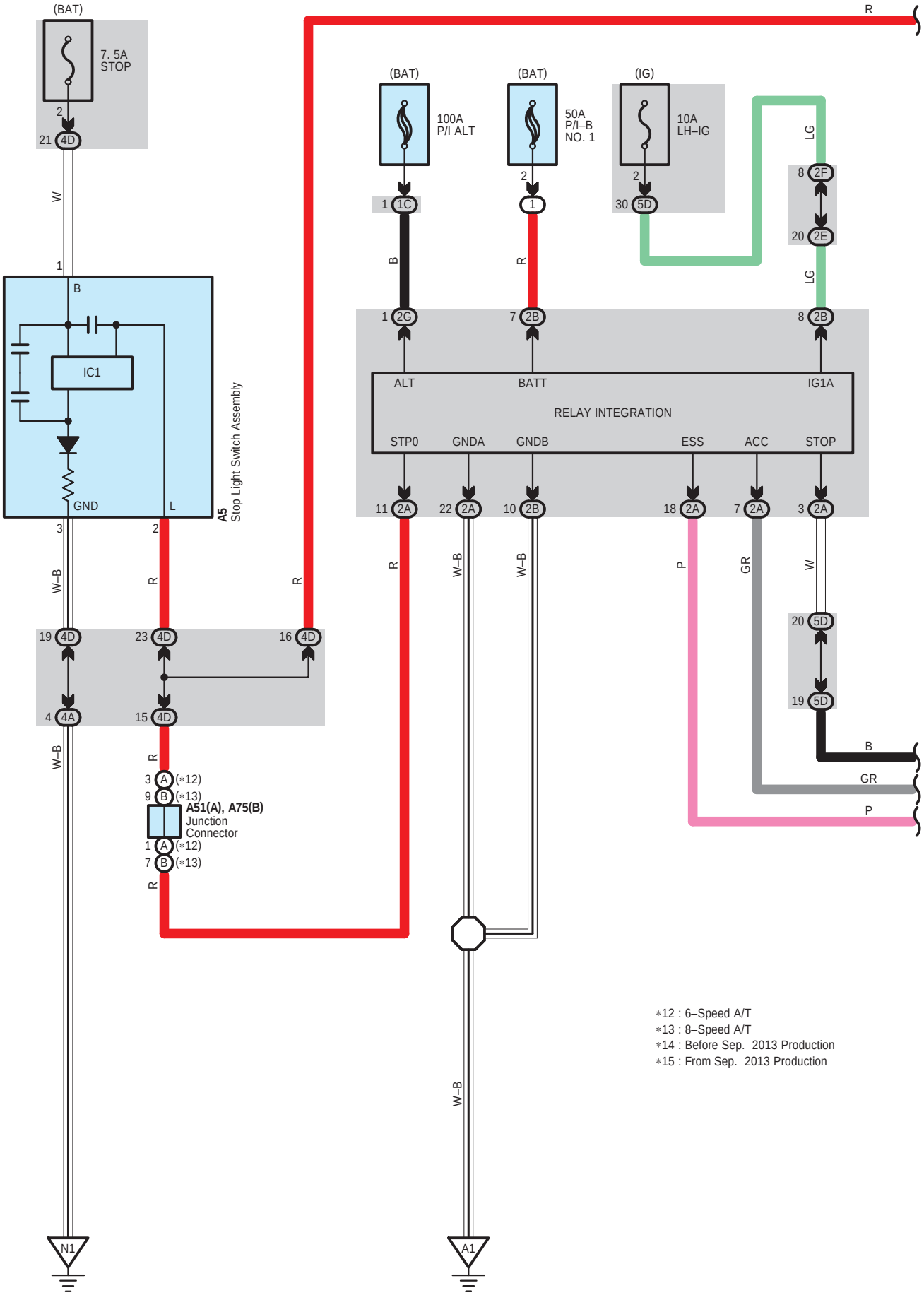
(BAT)
7. 5A
STOP
21 4D
W
1
B
IC1
GND
L
3
2
A5
Stop Light Switch Assembly
W–B
R
R
19 4D
23 4D
16 4D
4 4A
15 4D
W–B
R
3 A (*12)
9 B (*13)
A51(A), A75(B)
Junction
Connector
1 A (*12)
7 B (*13)
R
N1
R
(BAT)
100A
P/I ALT
1 1C
B
1 2G
(BAT)
50A
P/I–B
NO. 1
2
1
R
7 2B
(IG)
10A
LH–IG
2
30 5D
LG
8 2F
20 2E
LG
8 2B
ALT
BATT
IG1A
RELAY INTEGRATION
STP0
GNDA
GNDB
ESS
ACC
STOP
11 2A
22 2A
10 2B
18 2A
7 2A
3 2A
R
W–B
W–B
P
GR
W
20 5D
19 5D
B
GR
P
W–B
A1
*12 : 6–Speed A/T
*13 : 8–Speed A/T
*14 : Before Sep. 2013 Production
*15 : From Sep. 2013 Production

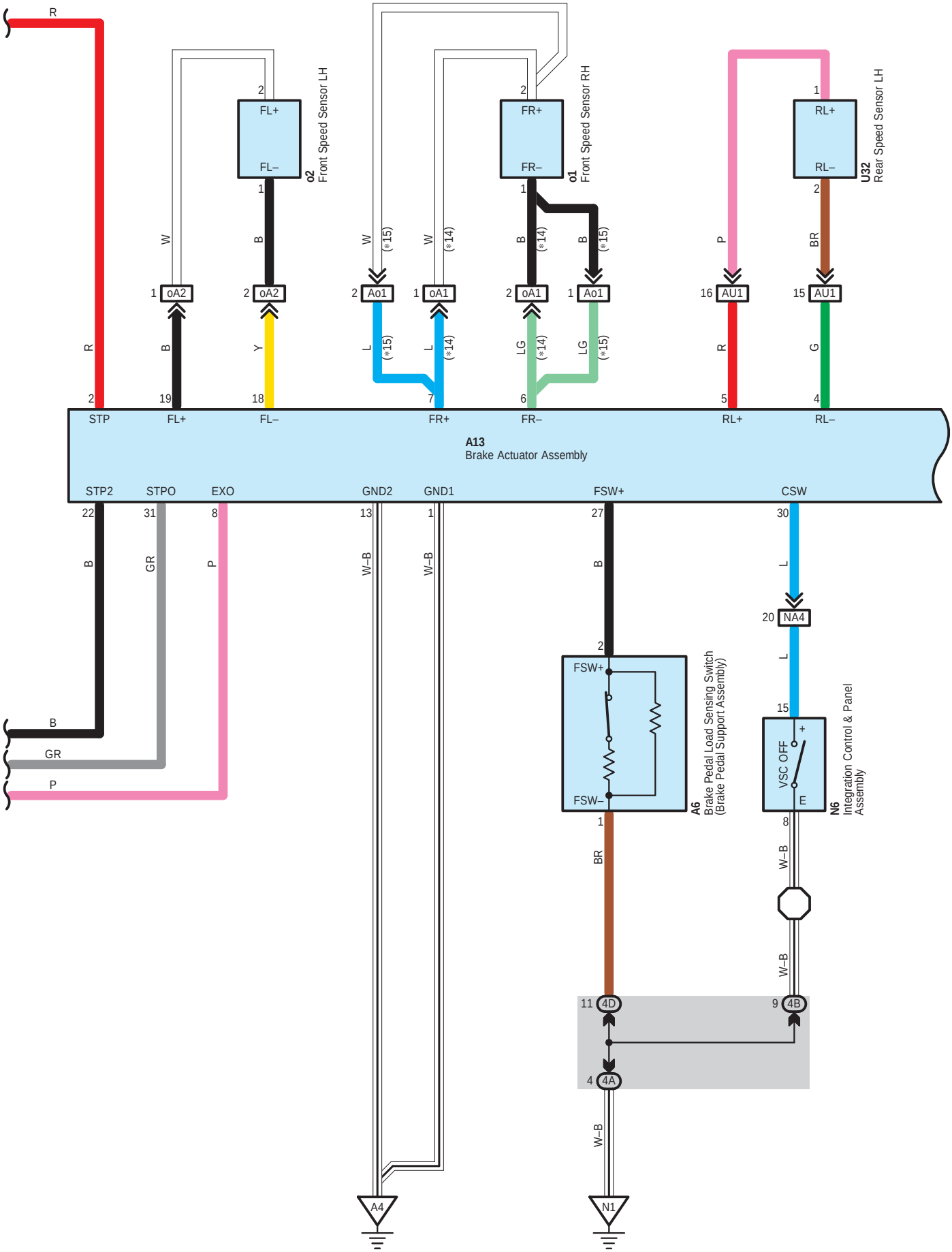
R
FL+
FL–
o2
Front Speed Sensor LH
FR+
FR–
o1
Front Speed Sensor RH
RL+
RL–
U32
Rear Speed Sensor LH
oA2
Ao1
oA1
AU1
(*15)
(*14)
STP
FL+
FL–
FR+
FR–
RL+
RL–
A13
Brake Actuator Assembly
STP2
STPO
EXO
GND2
GND1
FSW+
CSW
NA4
FSW+
FSW–
A6
Brake Pedal Load Sensing Switch
(Brake Pedal Support Assembly)
VSC OFF
N6
Integration Control & Panel
Assembly
4D
4B
4A
A4
N1

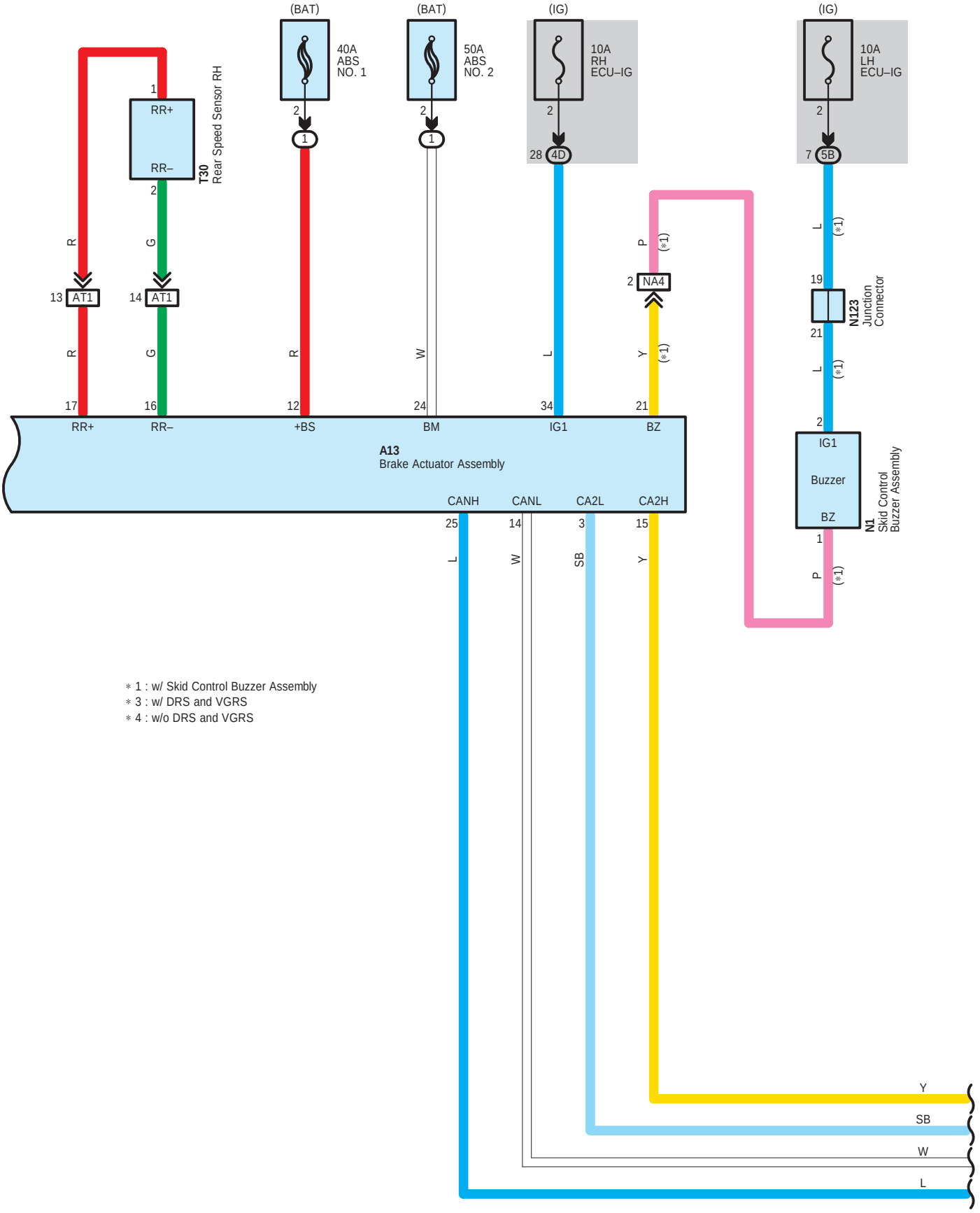

∗ 1 : w/ Skid Control Buzzer Assembly
∗ 3 : w/ DRS and VGRS
∗ 4 : w/o DRS and VGRS

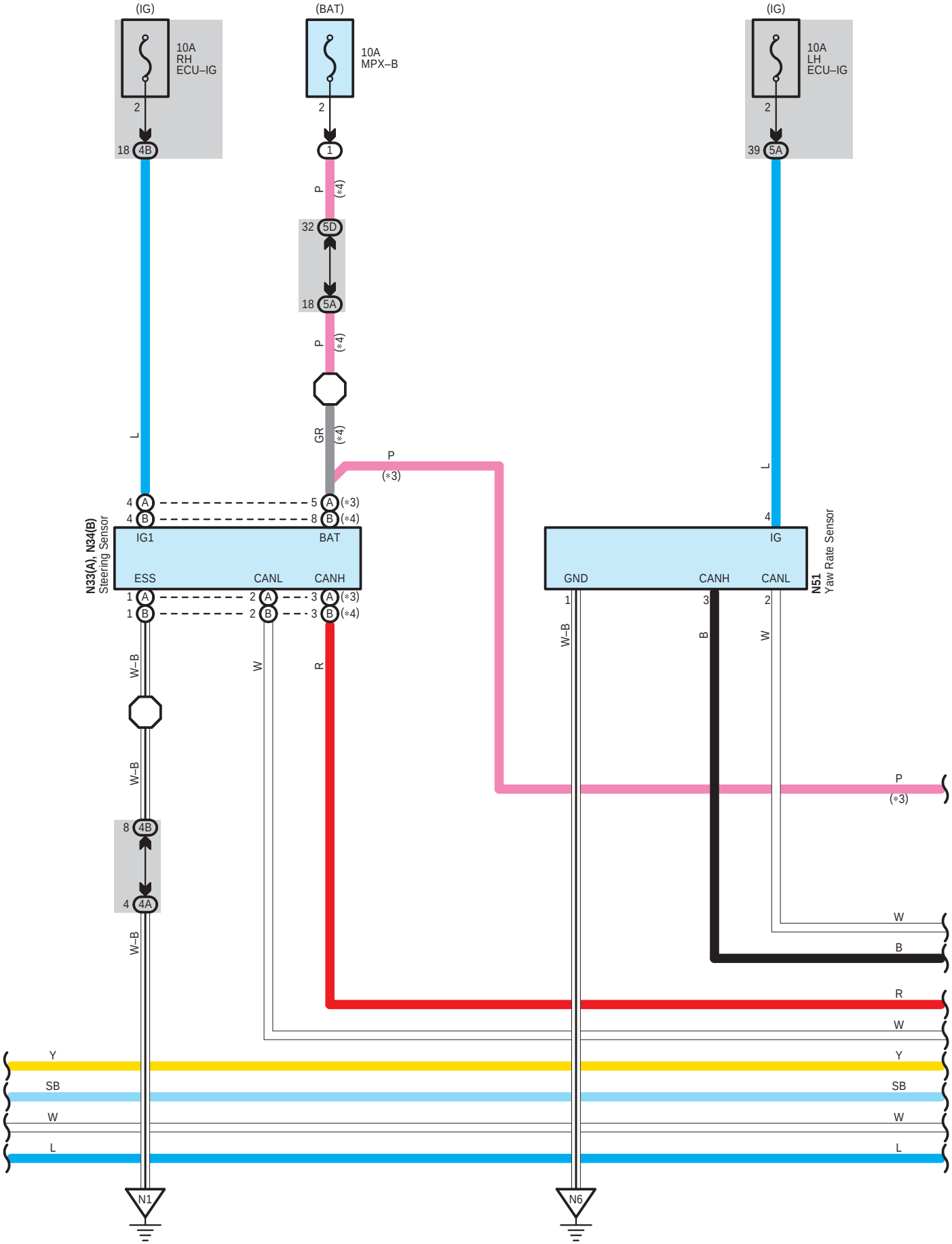
(IG)
10A
RH
ECU–IG
2
18 4B
(BAT)
10A
MPX–B
2
1
P
(*4)
32 5D
18 5A
P
(*4)
GR
(*4)
P
(*3)
(IG)
10A
LH
ECU–IG
2
39 5A
L
L
4 A
4 B
5 A (*3)
8 B (*4)
N33(A), N34(B)
Steering Sensor
IG1
BAT
ESS
CANL
CANH
1 A
1 B
2 A
2 B
3 A (*3)
3 B (*4)
W–B
W
R
W–B
8 4B
4 4A
W–B
4
IG
N51
Yaw Rate Sensor
GND
CANH
CANL
1
3
2
W–B
B
W
P
(*3)
W
B
R
W
Y
SB
W
L
Y
SB
W
L
N1
N6

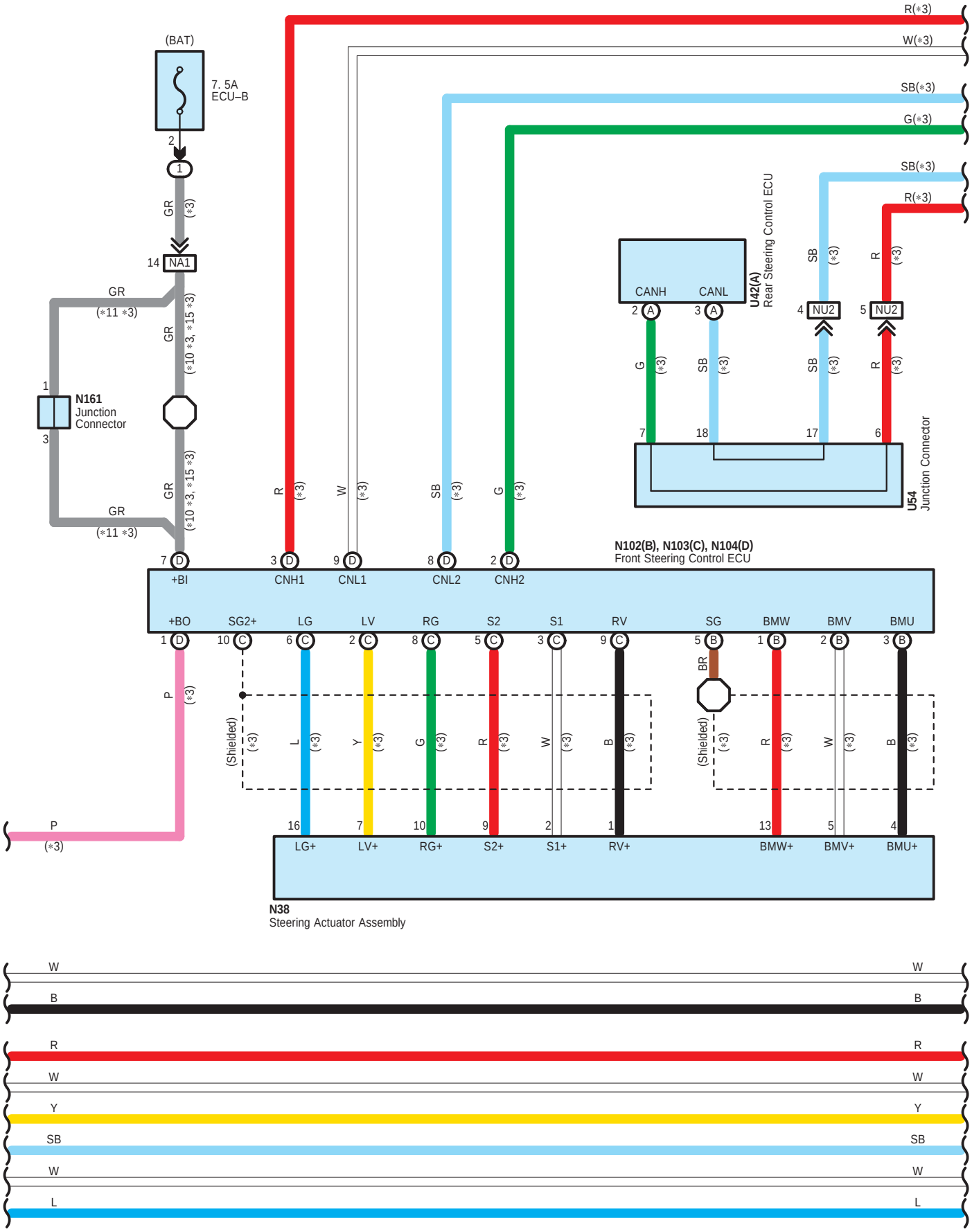
(BAT)
7. 5A
ECU–B
NA1
N161
Junction
Connector
U42(A)
Rear Steering Control ECU
CANH
CANL
NU2
U54
Junction Connector
N102(B), N103(C), N104(D)
Front Steering Control ECU
+BI
CNH1
CNL1
CNL2
CNH2
+BO
SG2+
LG
LV
RG
S2
S1
RV
SG
BMW
BMV
BMU
(Shielded)
LG+
LV+
RG+
S2+
S1+
RV+
BMW+
BMV+
BMU+
N38
Steering Actuator Assembly

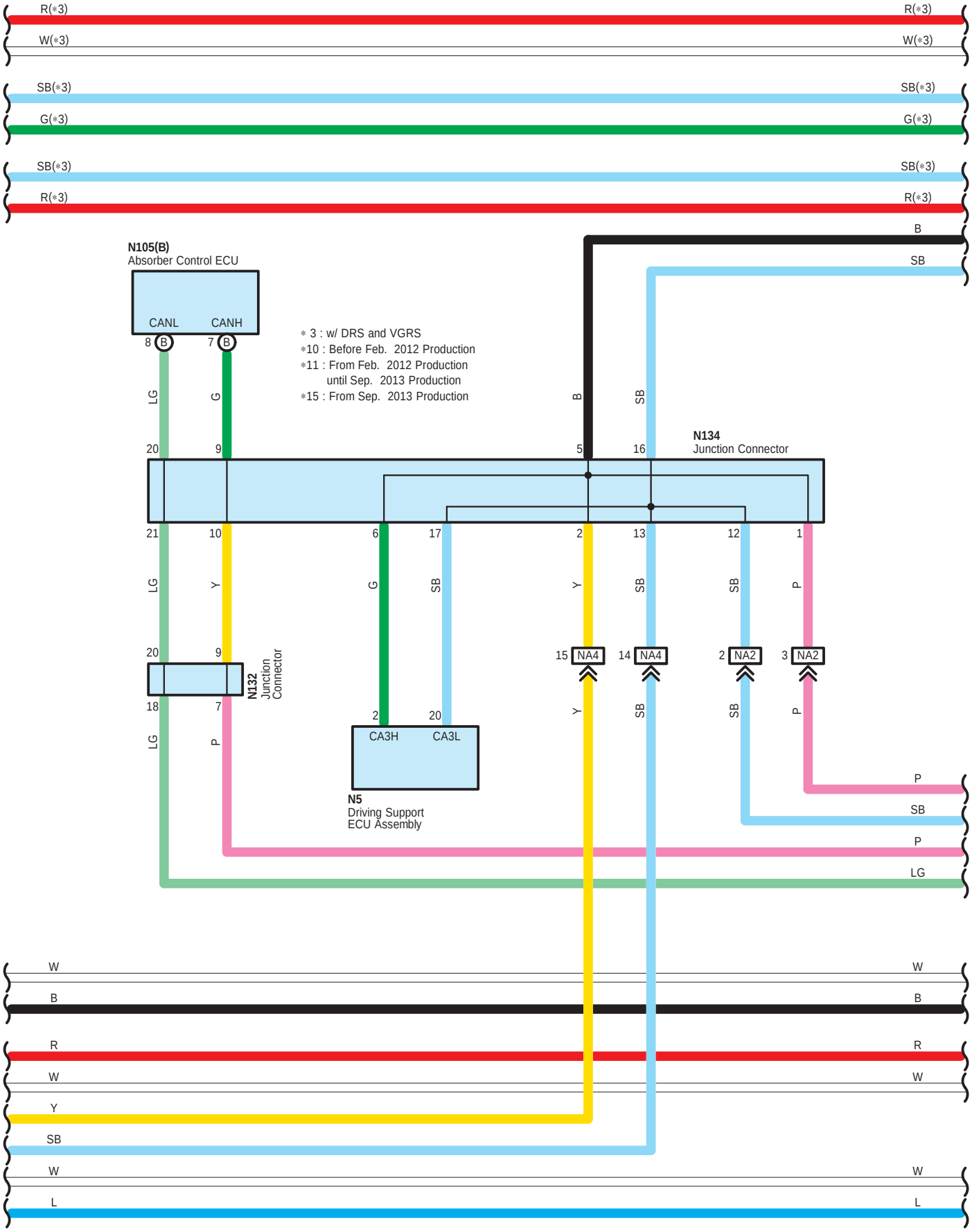
R(*3)
W(*3)
SB(*3)
G(*3)
B
SB
N105(B)
Absorber Control ECU
CANL
CANH
8 B
7 B
* 3 : w/ DRS and VGRS
*10 : Before Feb. 2012 Production
*11 : From Feb. 2012 Production
until Sep. 2013 Production
*15 : From Sep. 2013 Production
N134
Junction Connector
20
9
5
16
21
10
6
17
2
13
12
1
LG
Y
G
SB
P
N132
Junction
Connector
18
7
15 NA4
14 NA4
2 NA2
3 NA2
CA3H
CA3L
N5
Driving Support
ECU Assembly
W
R
L

A29(A), C7(B), C8(C)
Power Steering ECU Assembly

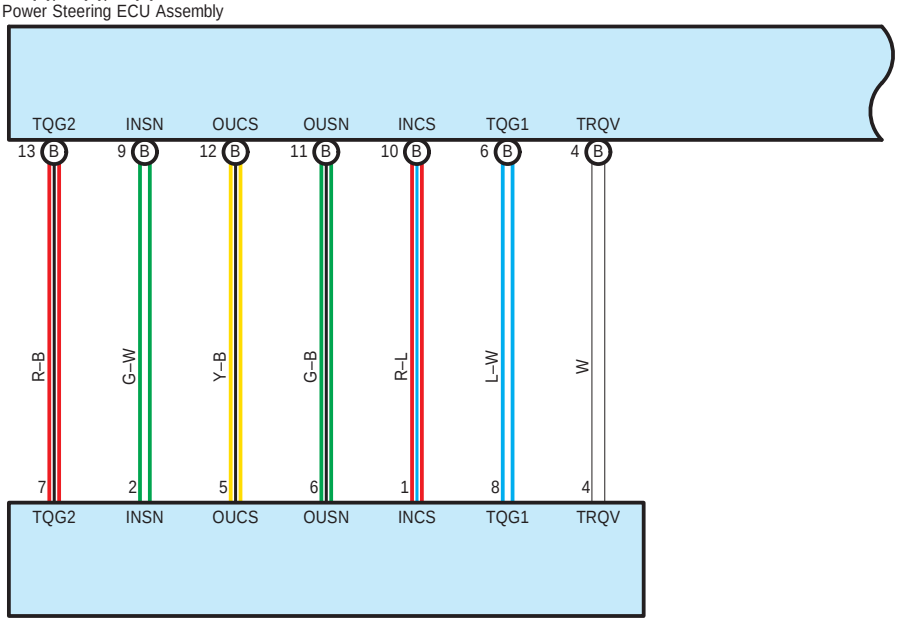

C3
Power Steering Torque Sensor (Power Steering Link Assembly)

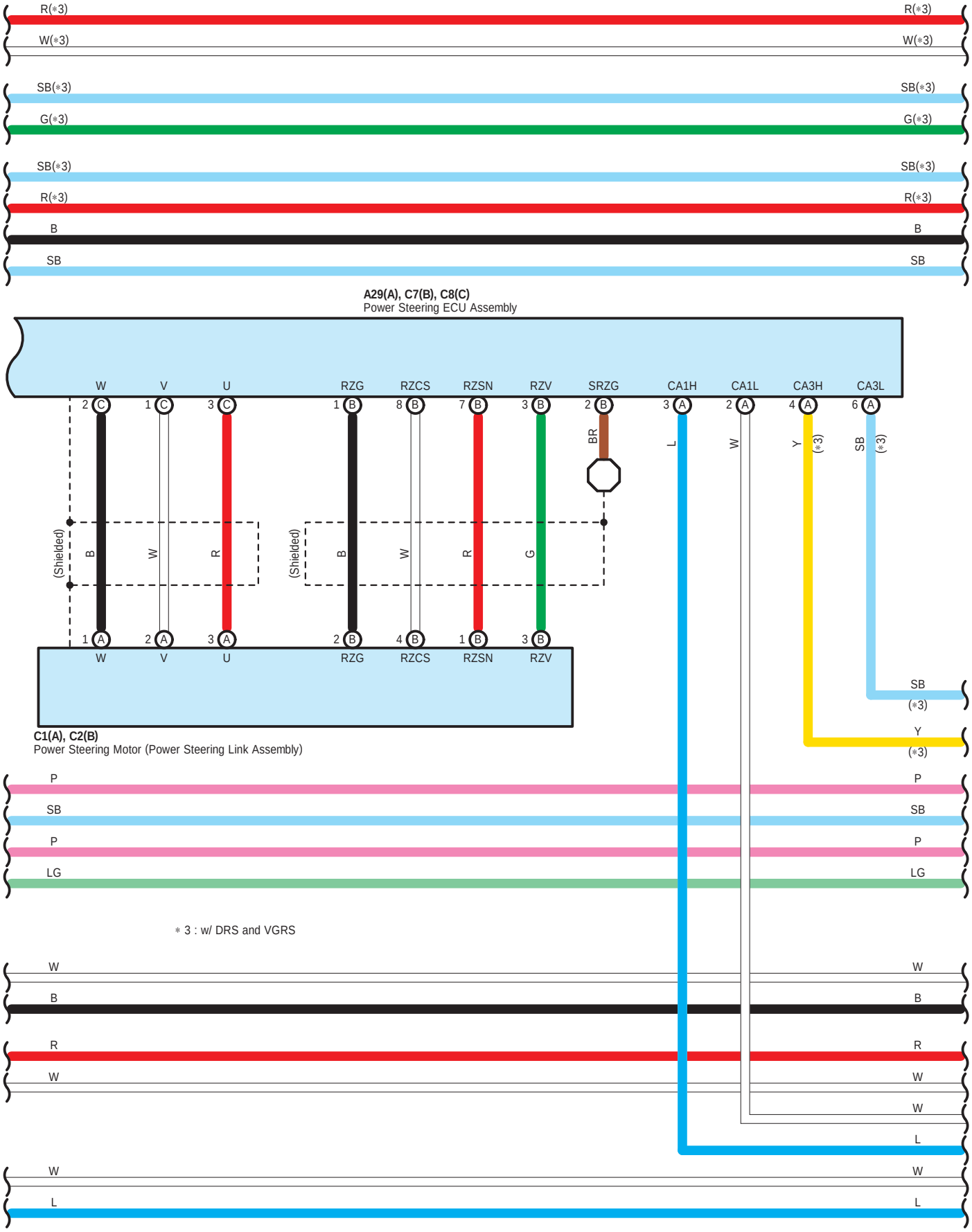
R(*3)
W(*3)
SB(*3)
G(*3)
B
SB
A29(A), C7(B), C8(C)
Power Steering ECU Assembly
W V U RZG RZCS RZSN RZV SRZG CA1H CA1L CA3H CA3L
(Shielded)
BR
L
Y
(*3)
C1(A), C2(B)
Power Steering Motor (Power Steering Link Assembly)
P
LG
* 3 : w/ DRS and VGRS

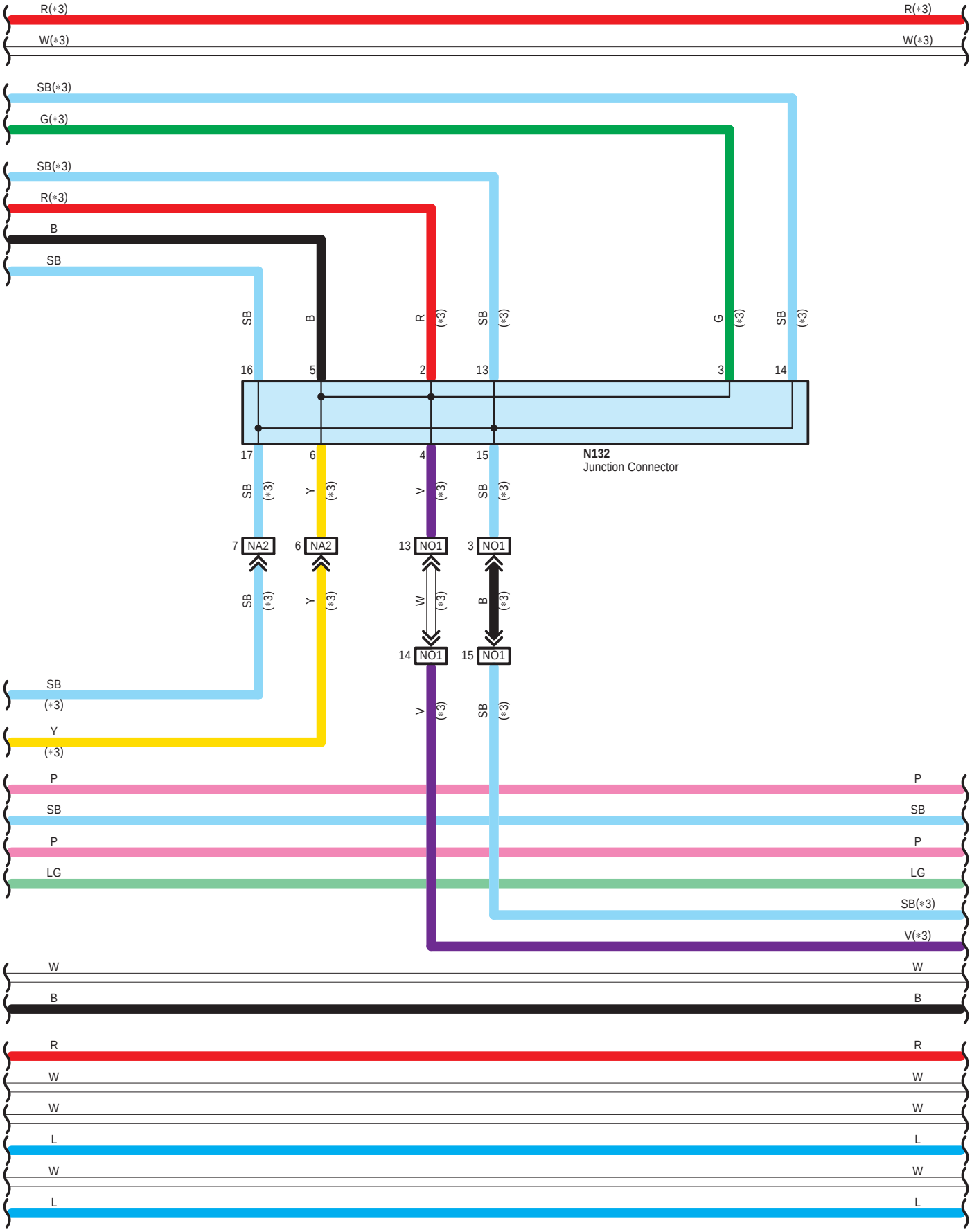
R(*3)
W(*3)
SB(*3)
G(*3)
B
SB
R
16
5
2
13
3
14
17
6
4
15
N132
Junction Connector
Y
V
7 NA2
6 NA2
13 NO1
3 NO1
14 NO1
15 NO1
P
LG
V(*3)

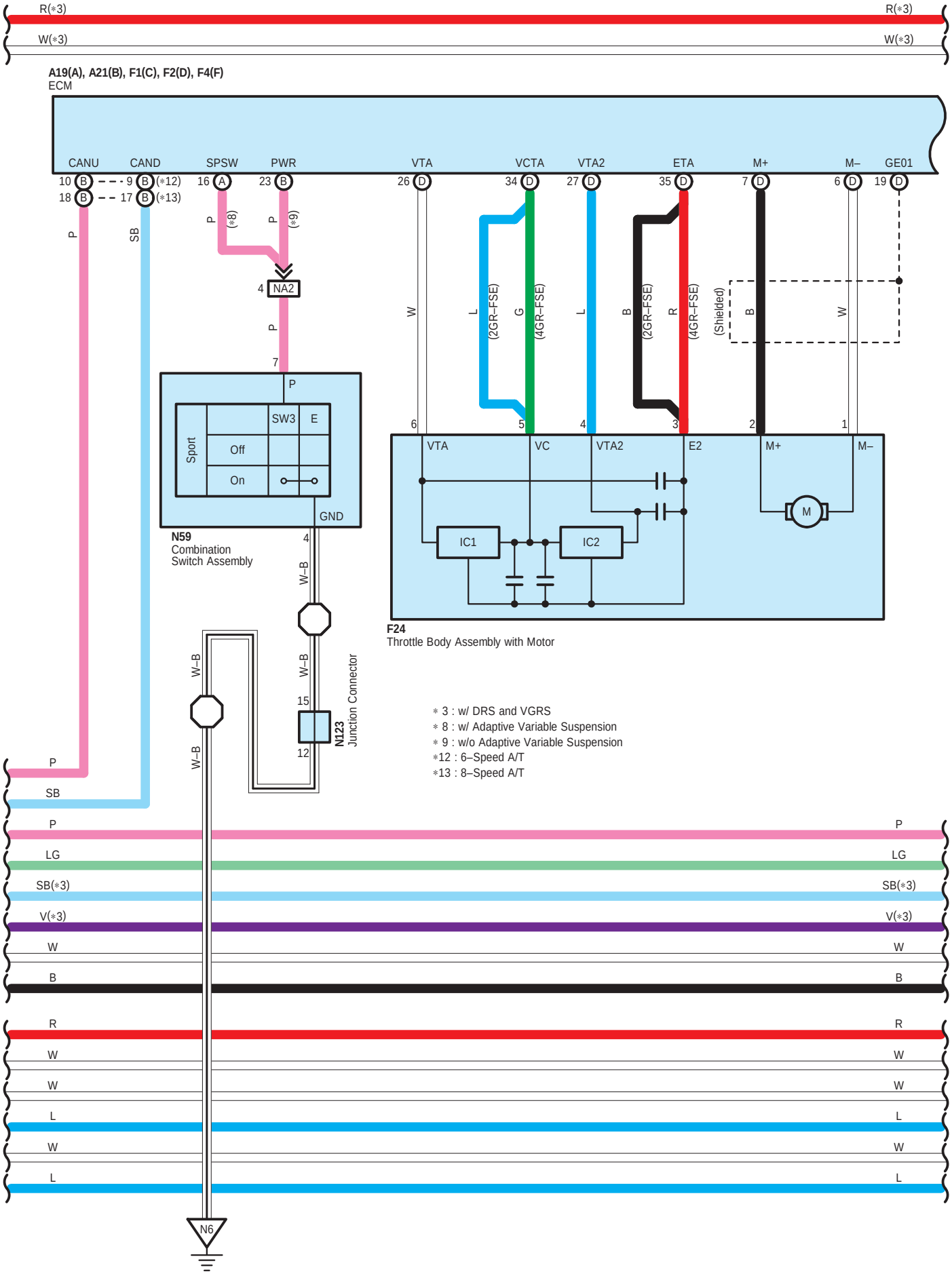
R(*3)
W(*3)
A19(A), A21(B), F1(C), F2(D), F4(F)
ECM
CANU
CAND
SPSW
PWR
VTA
VCTA
VTA2
ETA
M+
M–
GE01
NA2
N59
Combination
Switch Assembly
Sport
Off
On
SW3
E
GND
F24
Throttle Body Assembly with Motor
VC
E2
IC1
IC2
M
N123
Junction Connector
N6
(2GR–FSE)
(4GR–FSE)
(Shielded)
* 3 : w/ DRS and VGRS
* 8 : w/ Adaptive Variable Suspension
* 9 : w/o Adaptive Variable Suspension
*12 : 6–Speed A/T
*13 : 8–Speed A/T

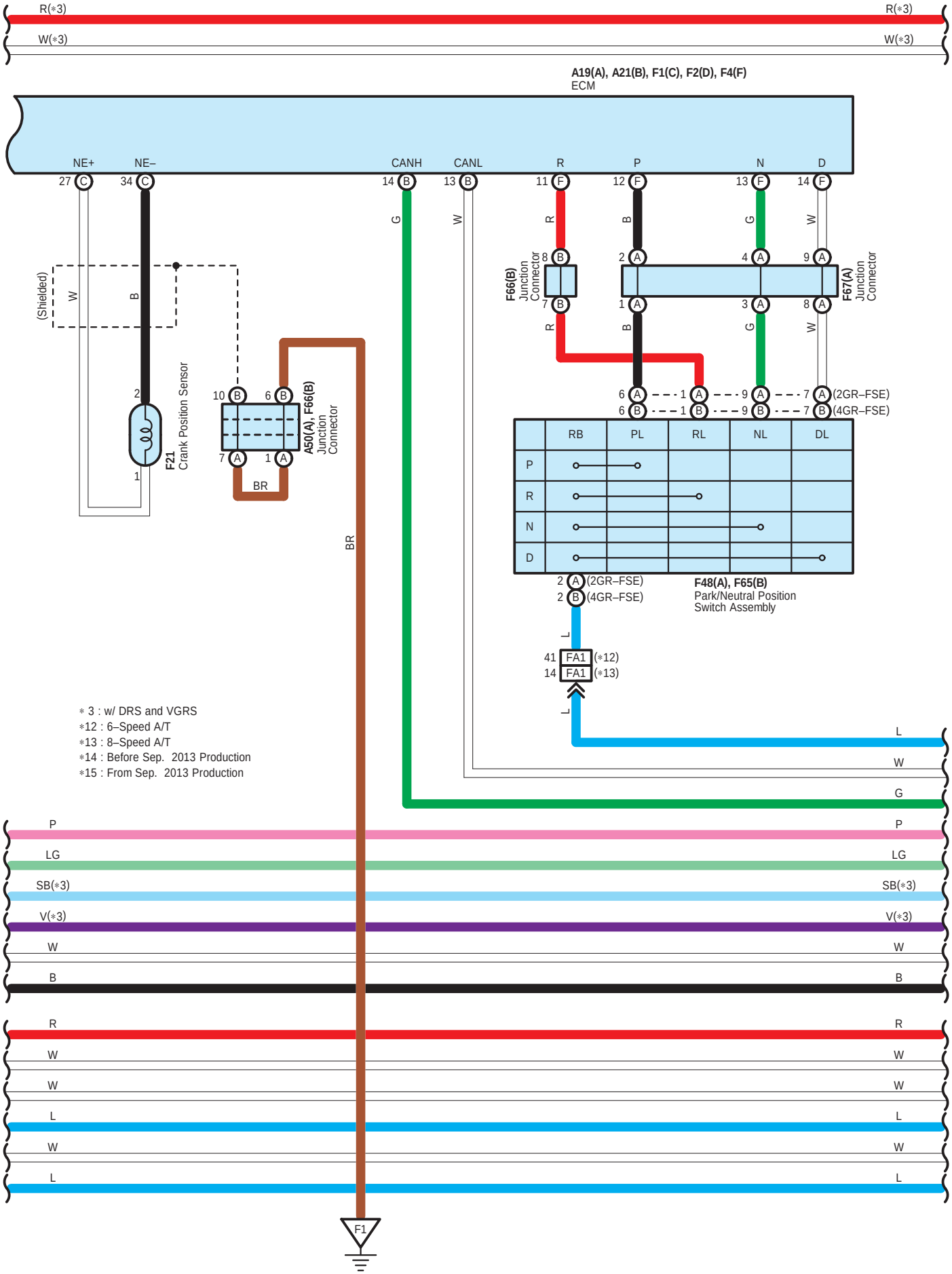
R(∗3)
W(∗3)
A19(A), A21(B), F1(C), F2(D), F4(F)
ECM
NE+
NE–
CANH
CANL
R
P
N
D
(Shielded)
F21
Crank Position Sensor
A50(A), F66(B)
Junction
Connector
F66(B)
Junction
Connector
F67(A)
Junction
Connector
(2GR–FSE)
(4GR–FSE)
RB
PL
RL
NL
DL
F48(A), F65(B)
Park/Neutral Position
Switch Assembly
FA1
(∗12)
(∗13)
BR
F1
∗ 3 : w/ DRS and VGRS
∗12 : 6–Speed A/T
∗13 : 8–Speed A/T
∗14 : Before Sep. 2013 Production
∗15 : From Sep. 2013 Production
LG
SB(∗3)
V(∗3)

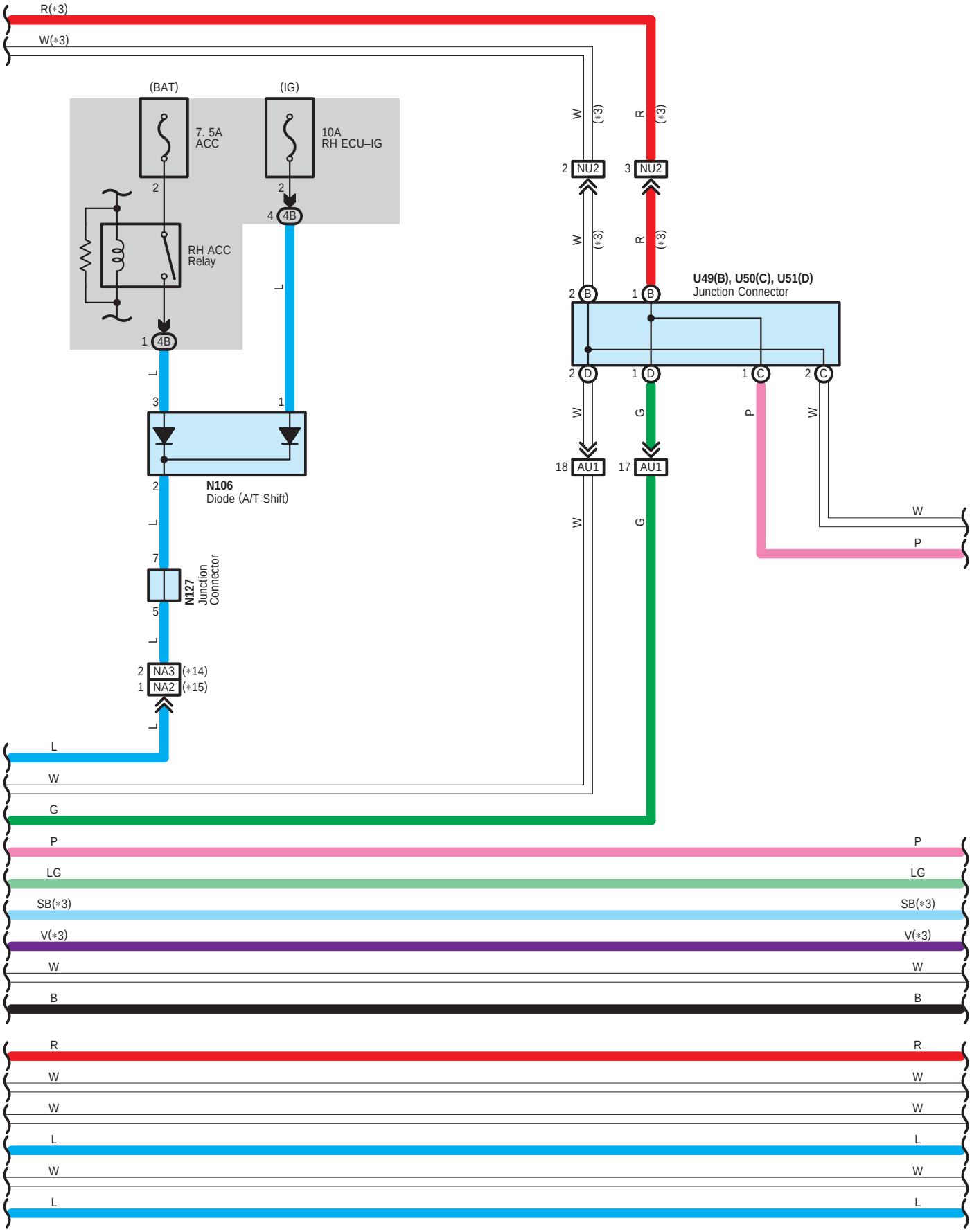
R(*3)
W(*3)
(BAT)
(IG)
7. 5A
ACC
10A
RH ECU–IG
RH ACC
Relay
4B
N106
Diode (A/T Shift)
N127
Junction
Connector
NA3
NA2
(*14)
(*15)
NU2
AU1
U49(B), U50(C), U51(D)
Junction Connector
L
W
G
P
LG
SB(*3)
V(*3)
B
R

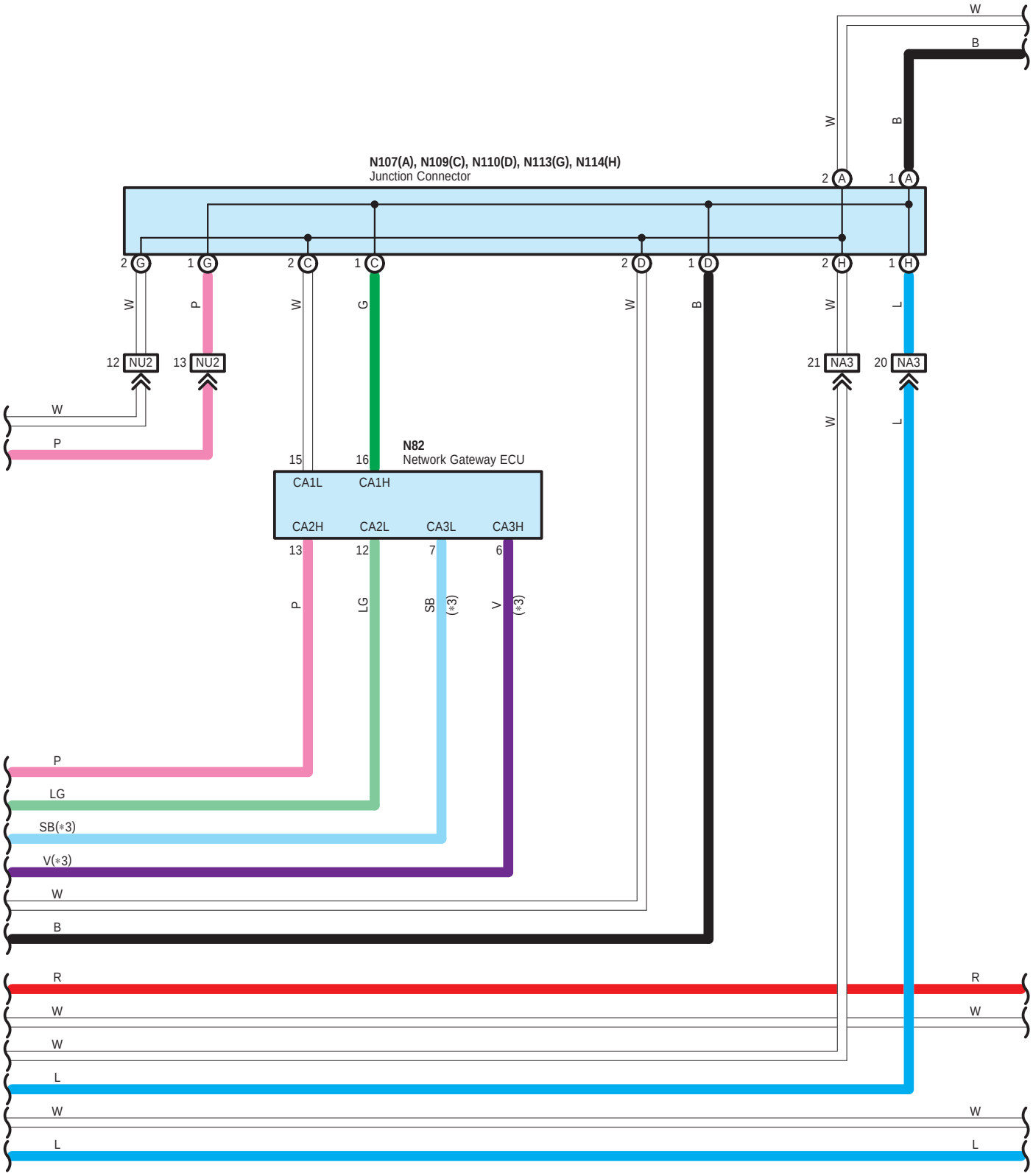
N107(A), N109(C), N110(D), N113(G), N114(H)
Junction Connector
N82
Network Gateway ECU
CA1L
CA1H
CA2H
CA2L
CA3L
CA3H
NU2
NA3
W
B
P
G
L
LG
SB(*3)
V(*3)
R

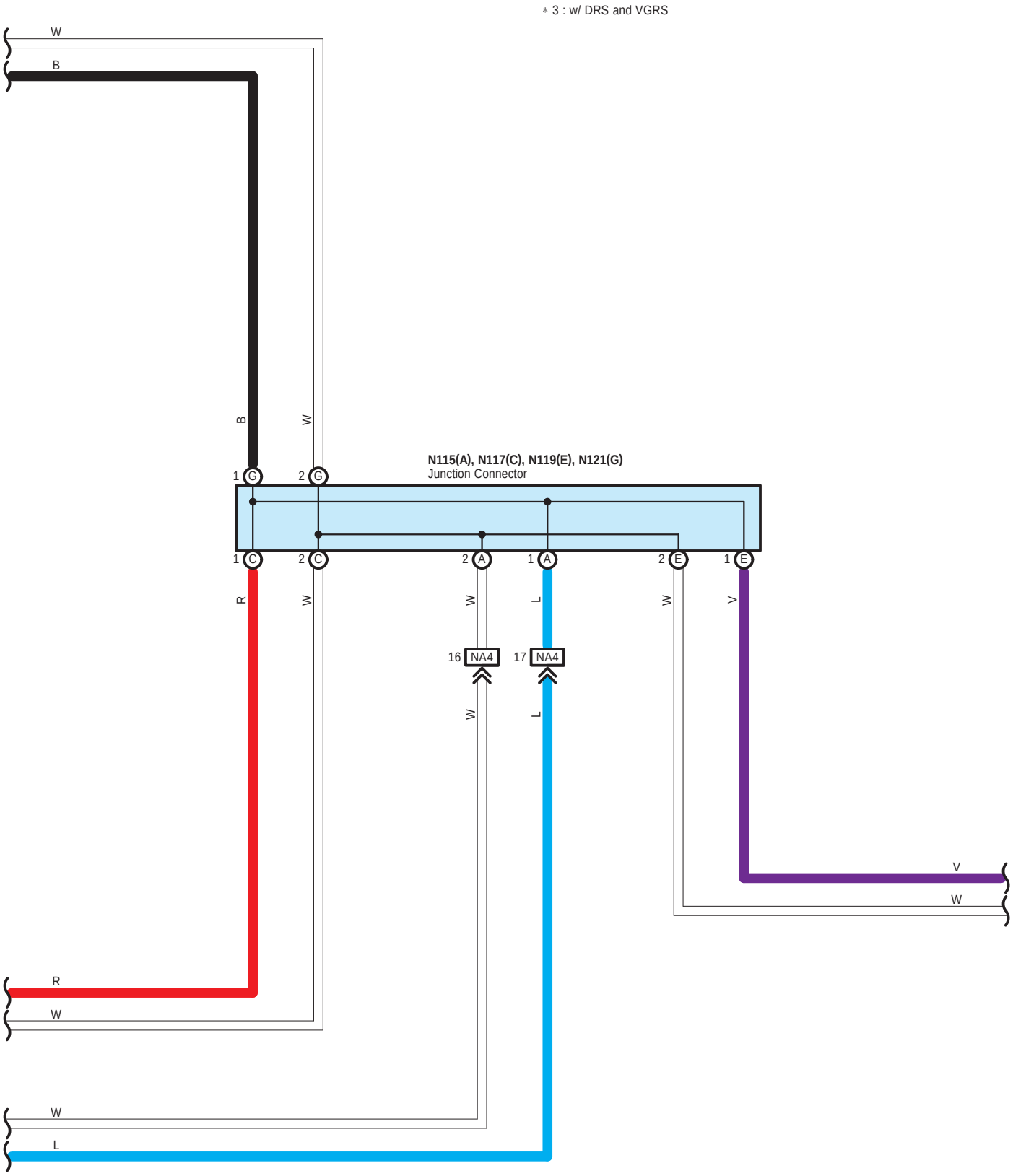
* 3 : w/ DRS and VGRS
W
B
B
W
N115(A), N117(C), N119(E), N121(G)
Junction Connector
1 G
2 G
1 C
2 C
2 A
1 A
2 E
1 E
R
W
W
L
W
V
16 NA4
17 NA4
W
L
V
W
R
W
W
L

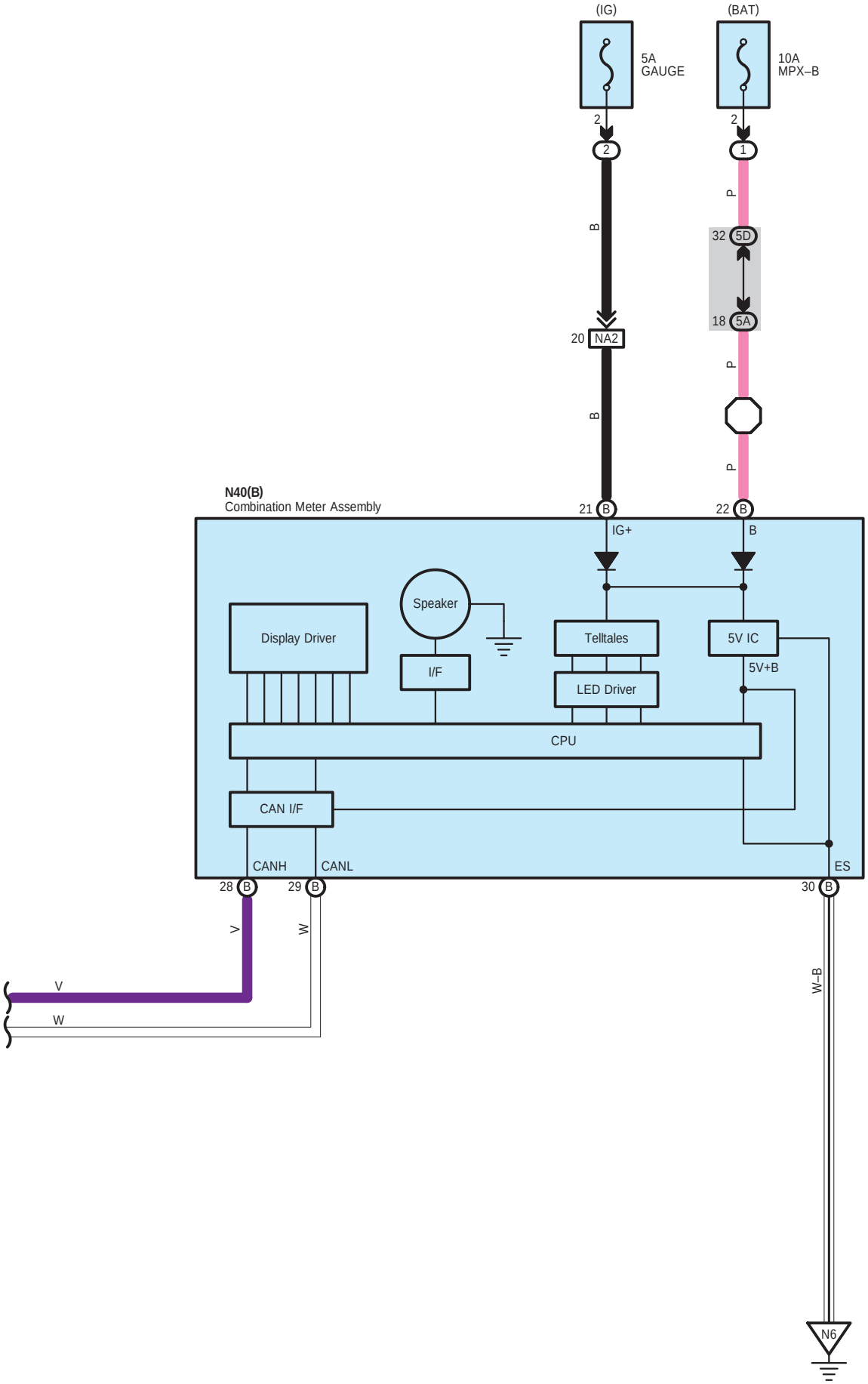
(IG)
(BAT)
5A
GAUGE
10A
MPX–B
2
2
2
1
B
P
32
5D
18
5A
20
NA2
B
P
P
N40(B)
Combination Meter Assembly
21
B
22
B
IG+
B
Speaker
Display Driver
I/F
Telltales
LED Driver
5V IC
5V+B
CPU
CAN I/F
CANH
CANL
ES
28
B
29
B
30
B
V
W
V
W
W–B
N6

A 5
White

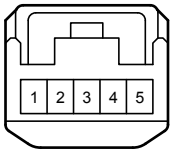

A 6
Blue

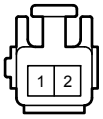

A 13
Black

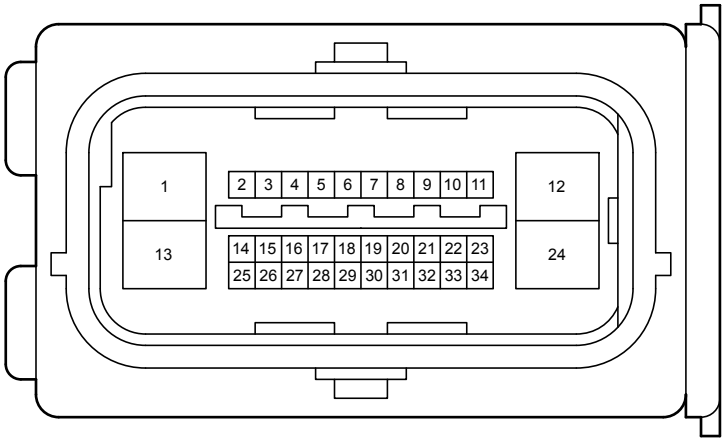

A 19
White

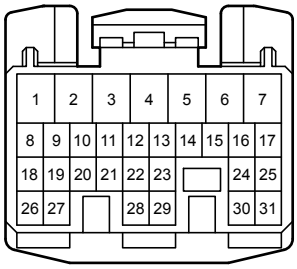

A 21
White

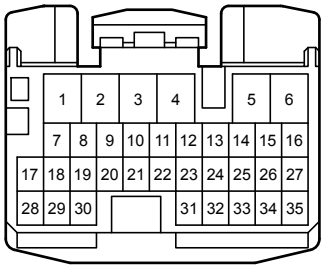

A 29
Black

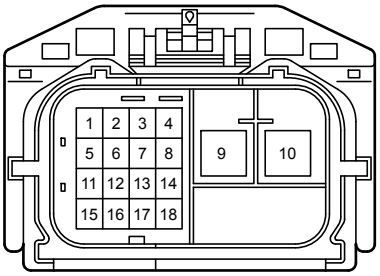

A 50
Gray



A 51
Blue

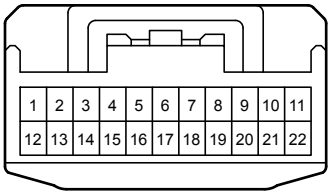

A 75
White

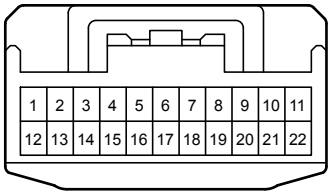

C 1
Gray

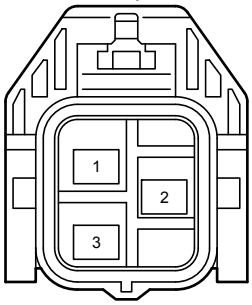

C 2
Gray

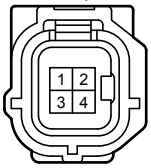

C 3
Gray



C 7
Black

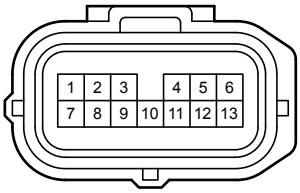

C 8
Black

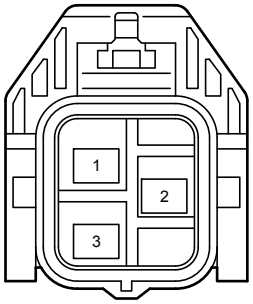

F 1
White

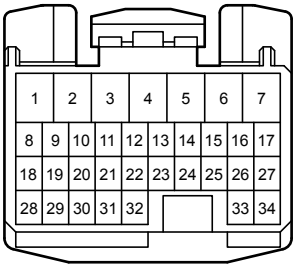

F 2
White

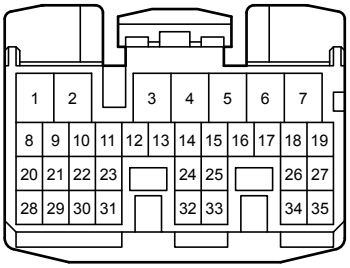

F 4
White



F 21
Black

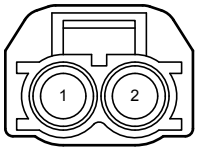

F 24
Black

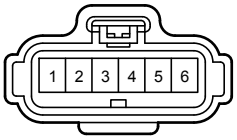

F 48
Black

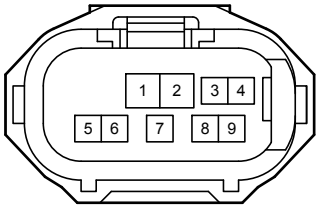

F 65
Gray

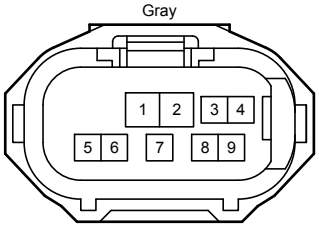

F 66
Gray

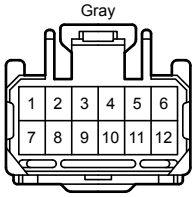

F 67
Black

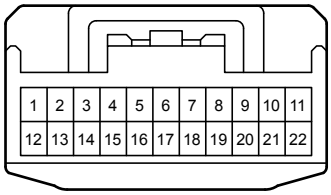

N 1
Blue

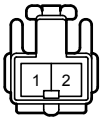

N 5
White

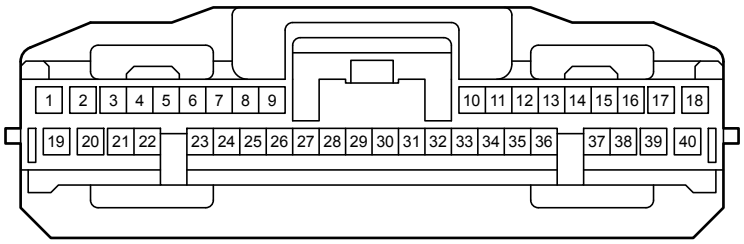

N 6
Black



N 33
White

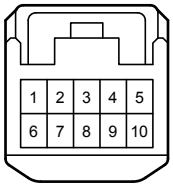

N 34
Black



N 38
White

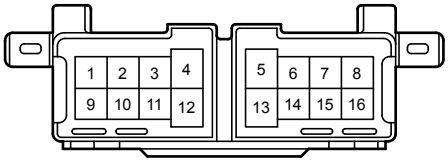

N 40
Black

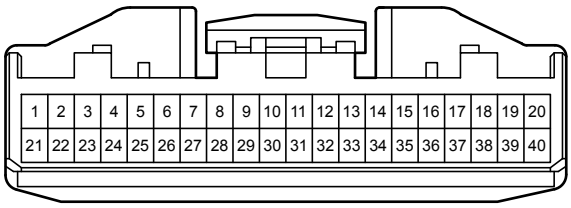

N 51
Black

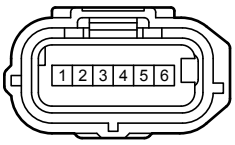

N 59
Black

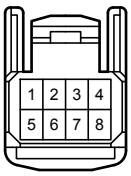

N 82
White

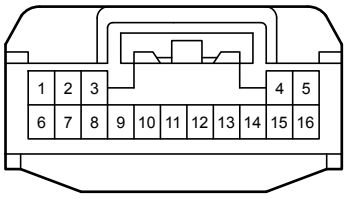

N102
White

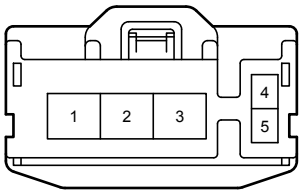

N103
White

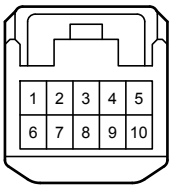

N104
White

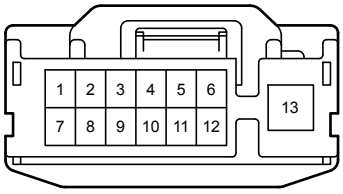

N105
Black

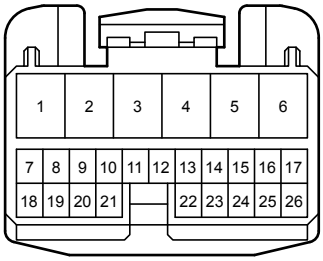

N106
Gray

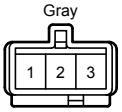

N107
White

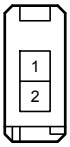

N109
White

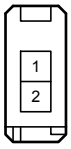

N110
White

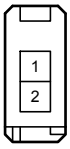

N113
White

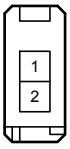

N114
White

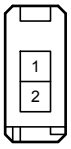

N115
White

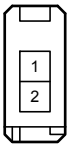

N117
White

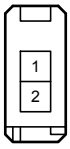

N119
White

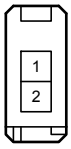

N121
White

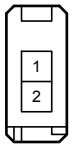

N123
Blue

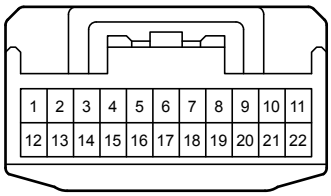

N127
Blue

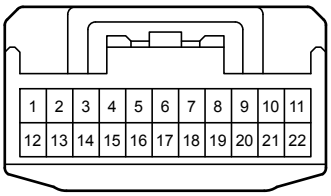

N132
Black

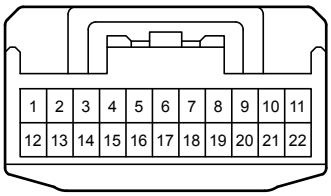

N134
Black

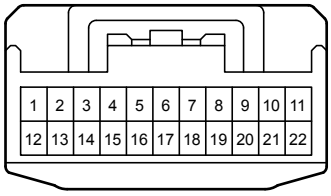

N161
Black

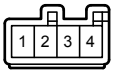

T 30
White

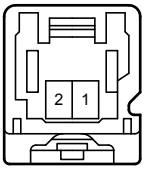

U 32
White

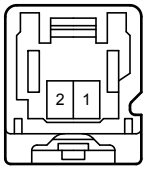

U 42
Black

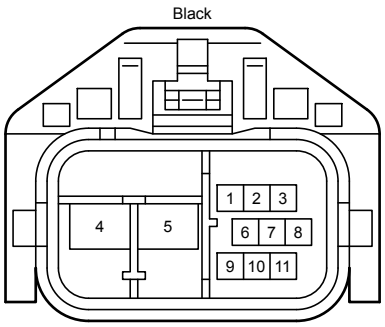

U 49
White

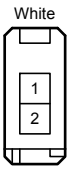

U 50
White

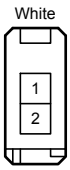

U 51
White

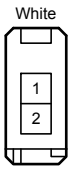

U 54
Blue

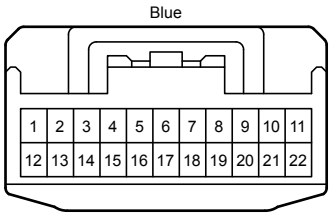

o 1
Black

o 2
Black

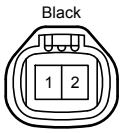

1C

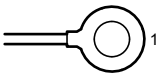

2A
Black

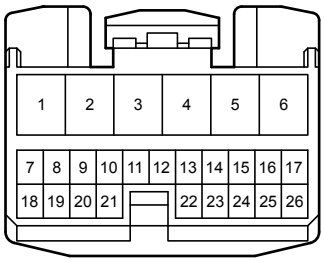

2B
Black

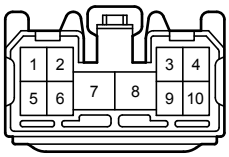

2E
White

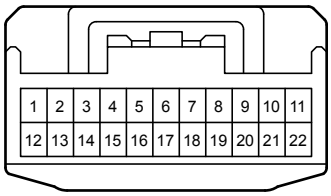

2F
White

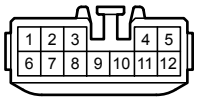

2G
Black

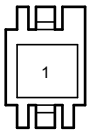

4A
White

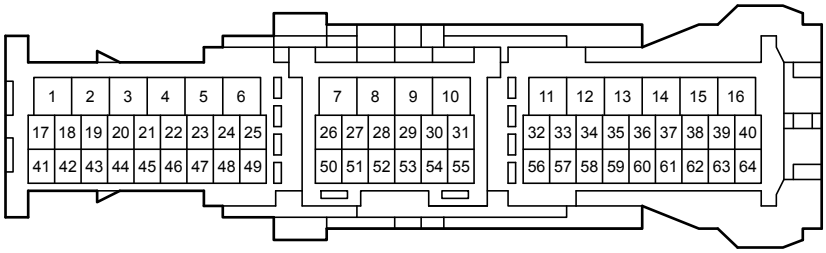

4B
White

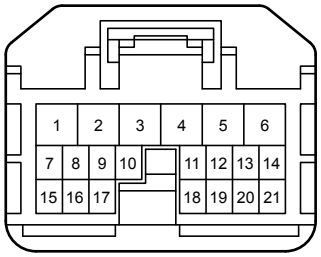

4D
White

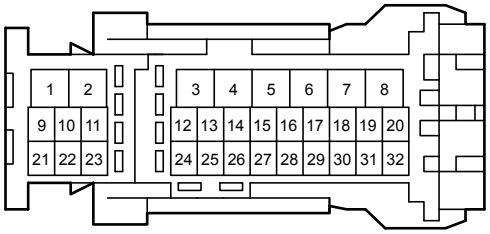

5A
White

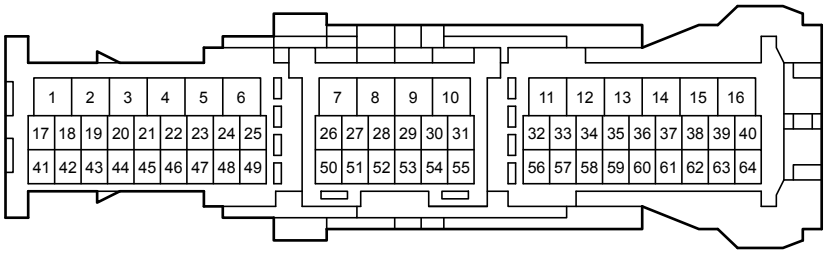

5B
White

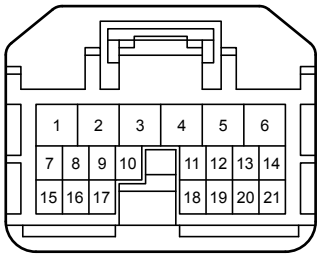

5D
White

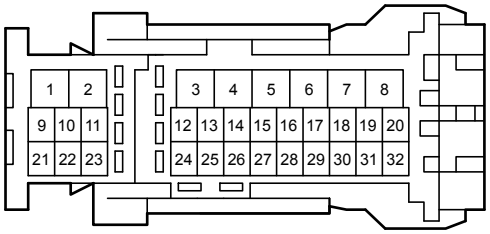

AT1
White

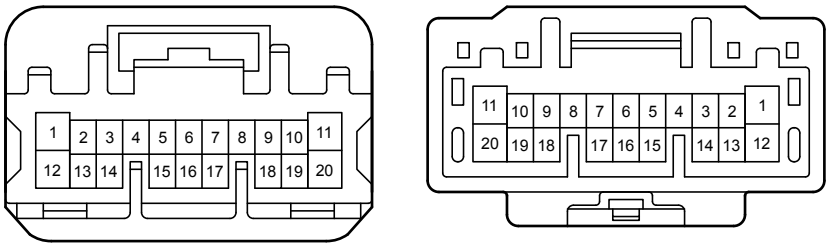

AU1
White

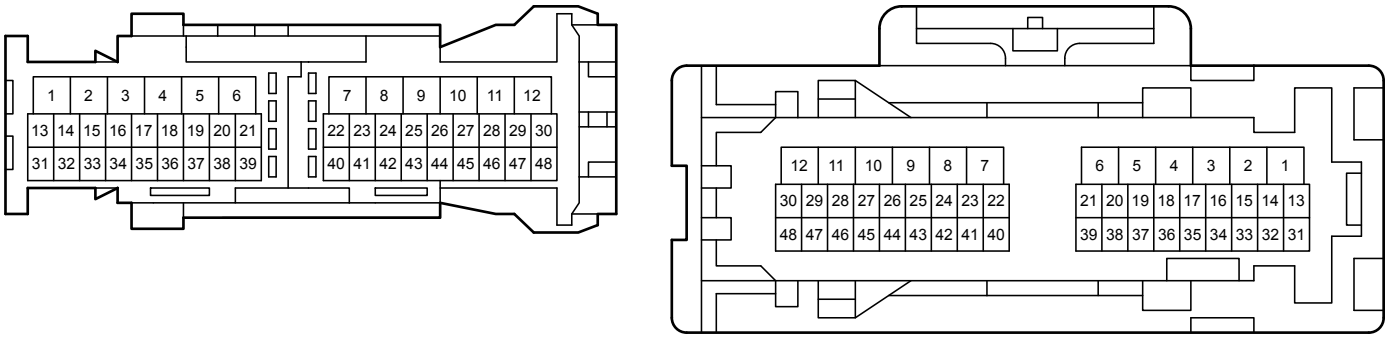

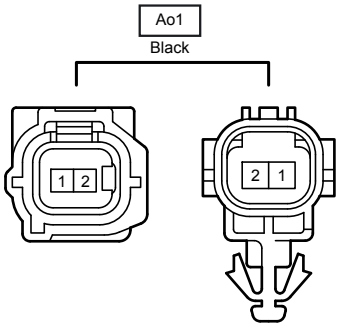
Ao1
Black
1 2
2 1

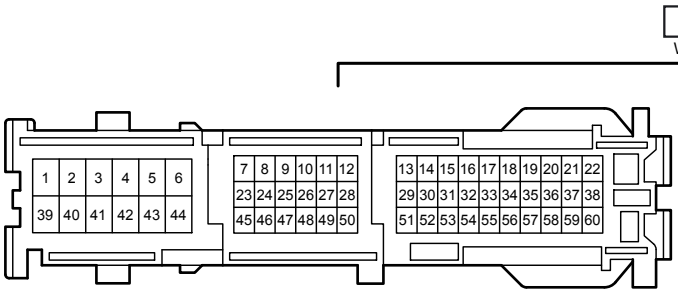
FA1
White
1 2 3 4 5 6
39 40 41 42 43 44
7 8 9 10 11 12
23 24 25 26 27 28
45 46 47 48 49 50
13 14 15 16 17 18 19 20 21 22
29 30 31 32 33 34 35 36 37 38
51 52 53 54 55 56 57 58 59 60

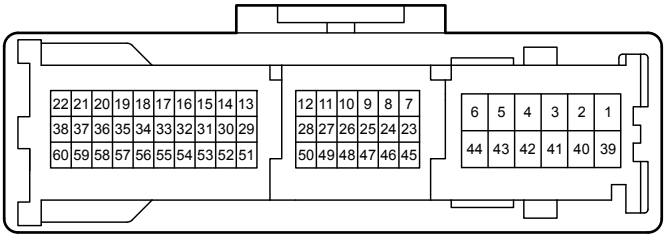
22 21 20 19 18 17 16 15 14 13
38 37 36 35 34 33 32 31 30 29
60 59 58 57 56 55 54 53 52 51
12 11 10 9 8 7
28 27 26 25 24 23
50 49 48 47 46 45
6 5 4 3 2 1
44 43 42 41 40 39

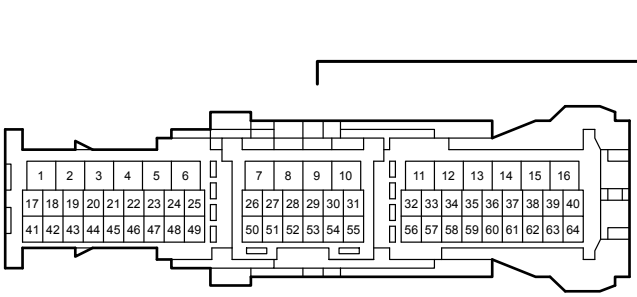
NA1
White
1 2 3 4 5 6
17 18 19 20 21 22 23 24 25
41 42 43 44 45 46 47 48 49
7 8 9 10
26 27 28 29 30 31
50 51 52 53 54 55
11 12 13 14 15 16
32 33 34 35 36 37 38 39 40
56 57 58 59 60 61 62 63 64

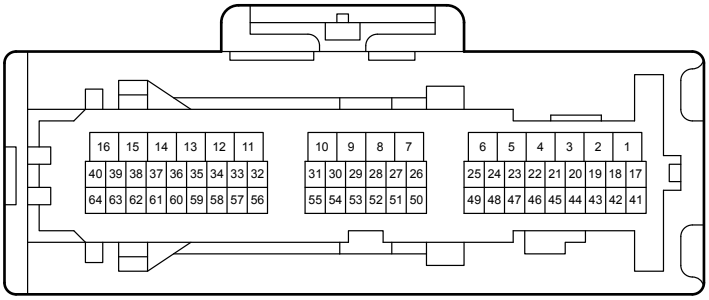
16 15 14 13 12 11
40 39 38 37 36 35 34 33 32
64 63 62 61 60 59 58 57 56
10 9 8 7
31 30 29 28 27 26
55 54 53 52 51 50
6 5 4 3 2 1
25 24 23 22 21 20 19 18 17
49 48 47 46 45 44 43 42 41

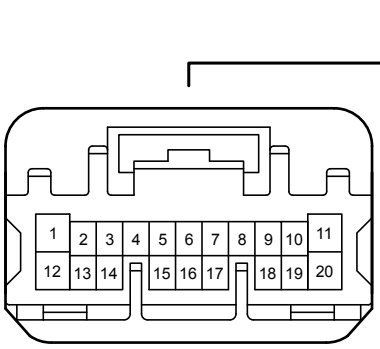
NA2
White
1 2 3 4 5 6 7 8 9 10 11
12 13 14 15 16 17 18 19 20

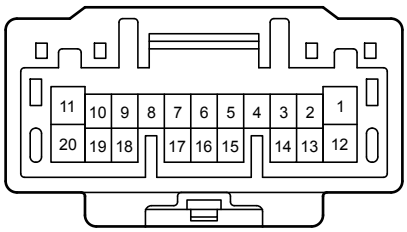
11 10 9 8 7 6 5 4 3 2 1
20 19 18 17 16 15 14 13 12

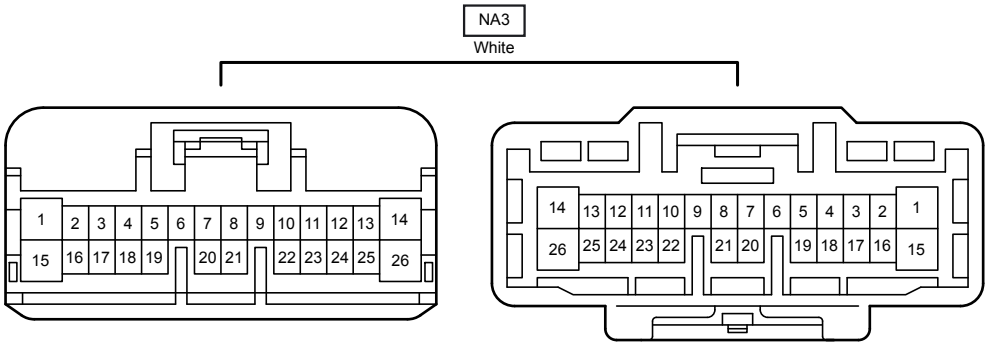
NA3
White
1 2 3 4 5 6 7 8 9 10 11 12 13 14
15 16 17 18 19 20 21 22 23 24 25 26
14 13 12 11 10 9 8 7 6 5 4 3 2 1
26 25 24 23 22 21 20 19 18 17 16 15

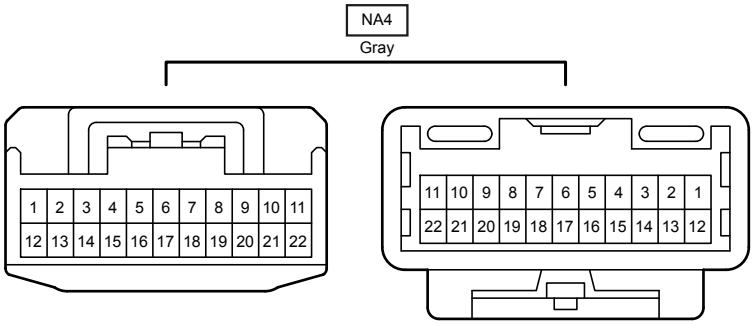
NA4
Gray
1 2 3 4 5 6 7 8 9 10 11
12 13 14 15 16 17 18 19 20 21 22
11 10 9 8 7 6 5 4 3 2 1
22 21 20 19 18 17 16 15 14 13 12

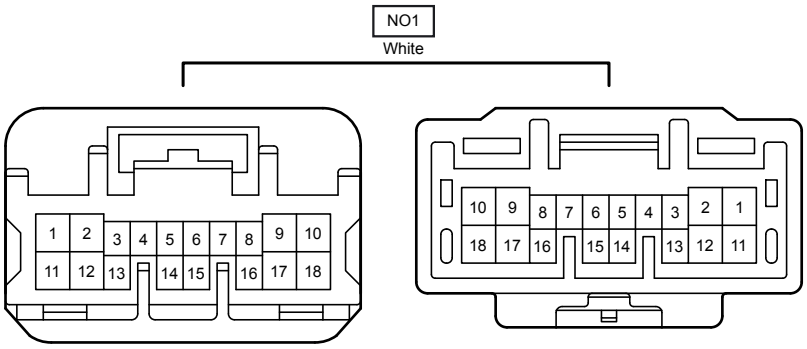
NO1
White
1 2 3 4 5 6 7 8 9 10
11 12 13 14 15 16 17 18
10 9 8 7 6 5 4 3 2 1
18 17 16 15 14 13 12 11

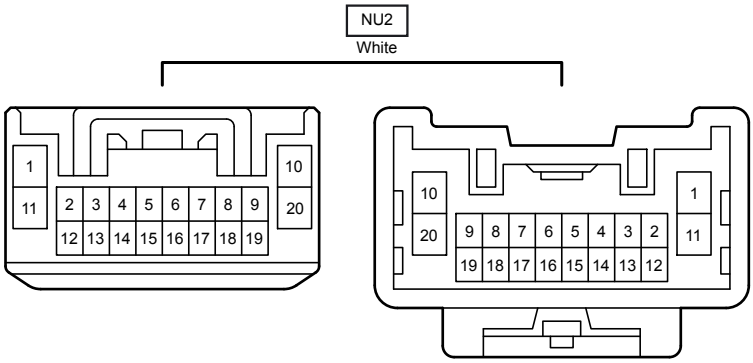
NU2
White
1 10
11 2 3 4 5 6 7 8 9 20
12 13 14 15 16 17 18 19
10 1
20 9 8 7 6 5 4 3 2 11
19 18 17 16 15 14 13 12

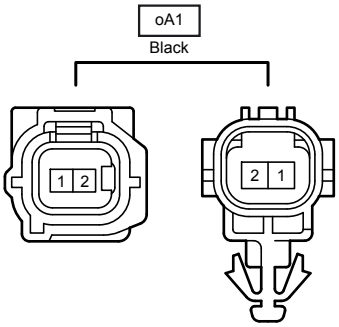
oA1
Black
1 2
2 1

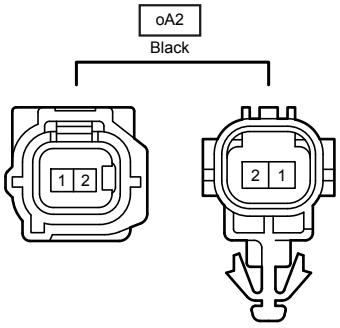
oA2
Black
1 2
2 1