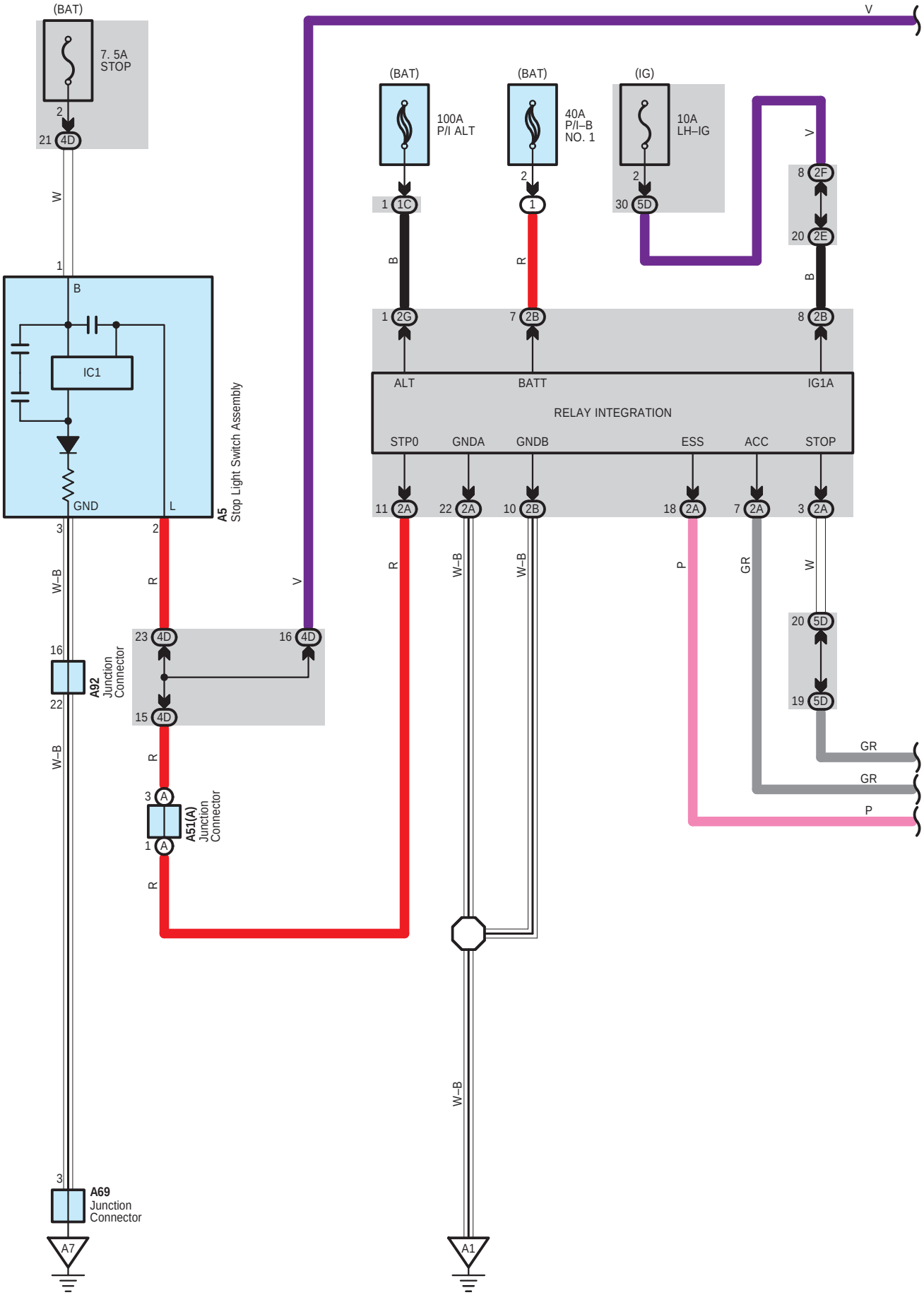
(BAT)
7. 5A
STOP
2
21 4D
W
1
B
IC1
GND
L
A5
Stop Light Switch Assembly
3
2
W–B
R
V
16
A92
Junction
Connector
22
23 4D
16 4D
15 4D
R
3 A
A51(A)
Junction
Connector
1 A
R
W–B
3
A69
Junction
Connector
A7
V
(BAT)
100A
P/I ALT
1 1C
B
1 2G
(BAT)
40A
P/I–B
NO. 1
2
1
R
7 2B
(IG)
10A
LH–IG
2
30 5D
V
8 2F
20 2E
B
8 2B
ALT
BATT
IG1A
RELAY INTEGRATION
STP0
GNDA
GNDB
ESS
ACC
STOP
11 2A
22 2A
10 2B
18 2A
7 2A
3 2A
R
W–B
W–B
P
GR
W
20 5D
19 5D
GR
GR
P
W–B
A1

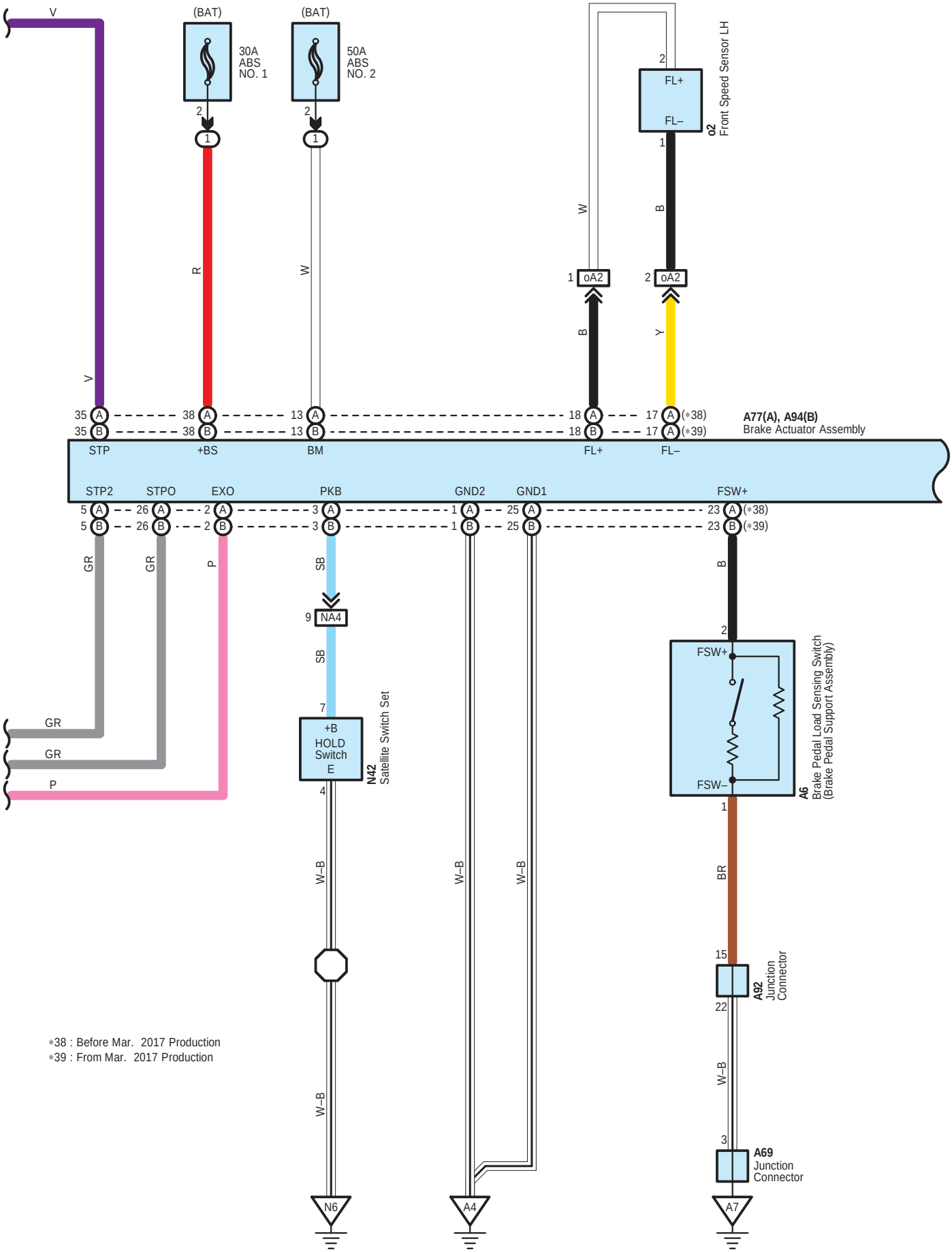
V
(BAT)
30A
ABS
NO. 1
(BAT)
50A
ABS
NO. 2
FL+
FL–
α2
Front Speed Sensor LH
W
B
R
W
oA2
oA2
Y
A77(A), A94(B)
Brake Actuator Assembly
STP
+BS
BM
FL+
FL–
STP2
STPO
EXO
PKB
GND2
GND1
FSW+
GR
GR
P
SB
NA4
SB
+B
HOLD
Switch
E
N42
Satellite Switch Set
FSW+
FSW–
A6
Brake Pedal Load Sensing Switch
(Brake Pedal Support Assembly)
BR
A92
Junction
Connector
W–B
A69
Junction
Connector
N6
A4
A7
∗38 : Before Mar. 2017 Production
∗39 : From Mar. 2017 Production

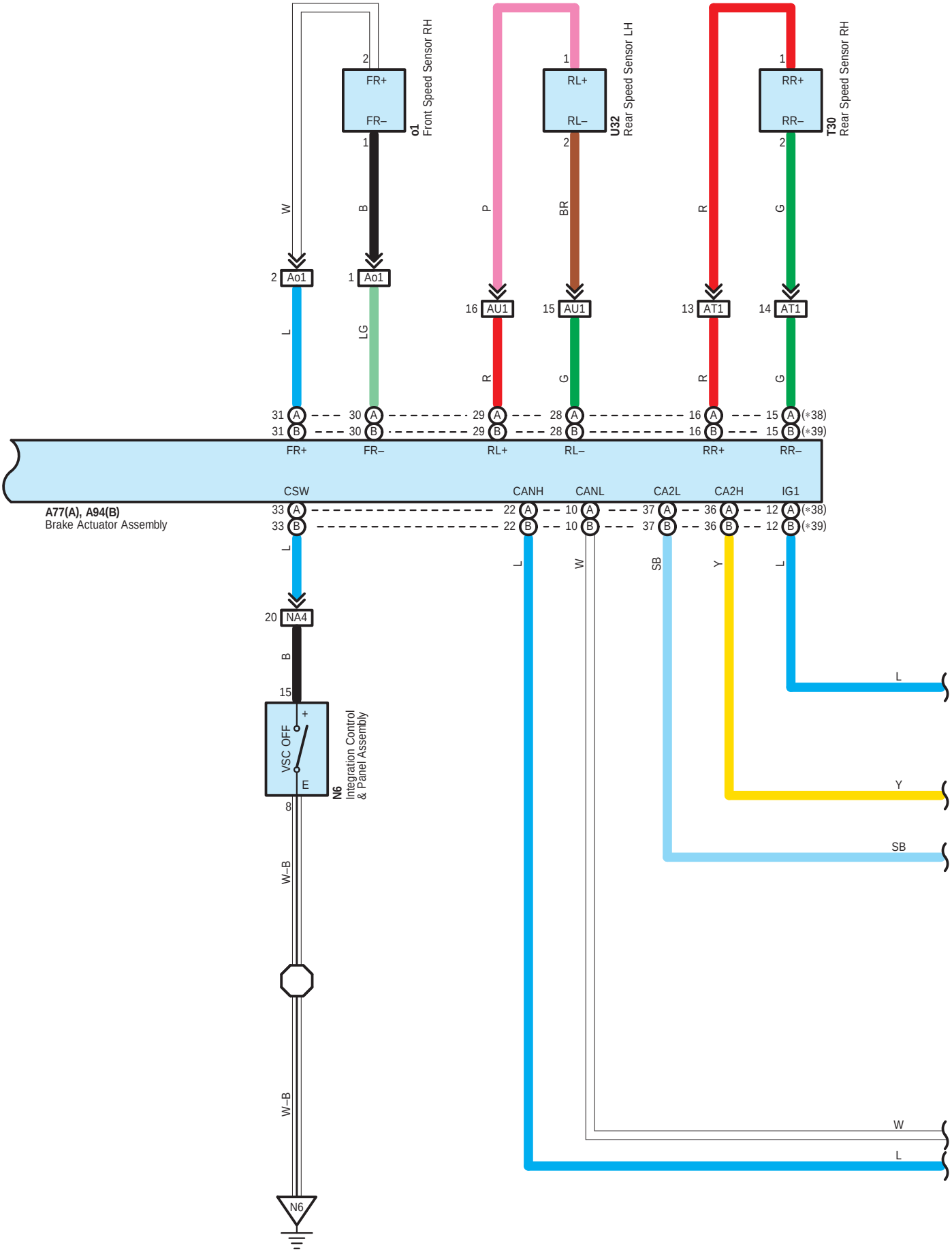
o1
Front Speed Sensor RH
FR+
FR–
U32
Rear Speed Sensor LH
RL+
RL–
T30
Rear Speed Sensor RH
RR+
RR–
Ao1
AU1
AT1
A77(A), A94(B)
Brake Actuator Assembly
CSW
CANH
CANL
CA2L
CA2H
IG1
NA4
VSC OFF
N6
Integration Control
& Panel Assembly
N6

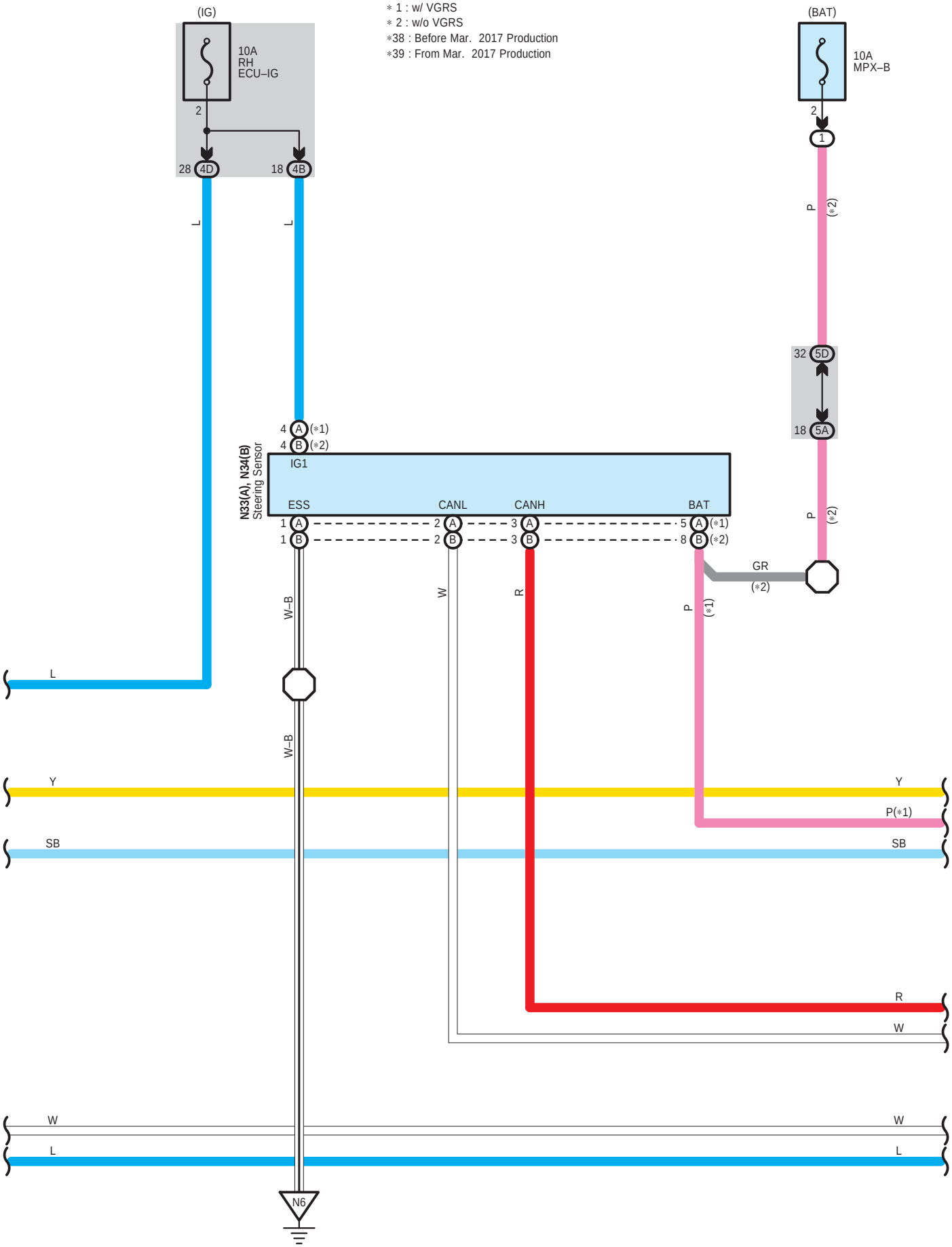
(IG)
10A
RH
ECU–IG
2
28 4D
18 4B
∗ 1 : w/ VGRS
∗ 2 : w/o VGRS
∗38 : Before Mar. 2017 Production
∗39 : From Mar. 2017 Production
(BAT)
10A
MPX–B
2
1
P
(∗2)
32 5D
18 5A
P
(∗2)
L
L
4 A (∗1)
4 B (∗2)
N33(A), N34(B)
Steering Sensor
IG1
ESS
CANL
CANH
BAT
1 A
1 B
2 A
2 B
3 A
3 B
5 A (∗1)
8 B (∗2)
GR
(∗2)
W–B
W
R
P
(∗1)
L
W–B
Y
Y
P(∗1)
SB
SB
R
W
W
W
L
L
N6

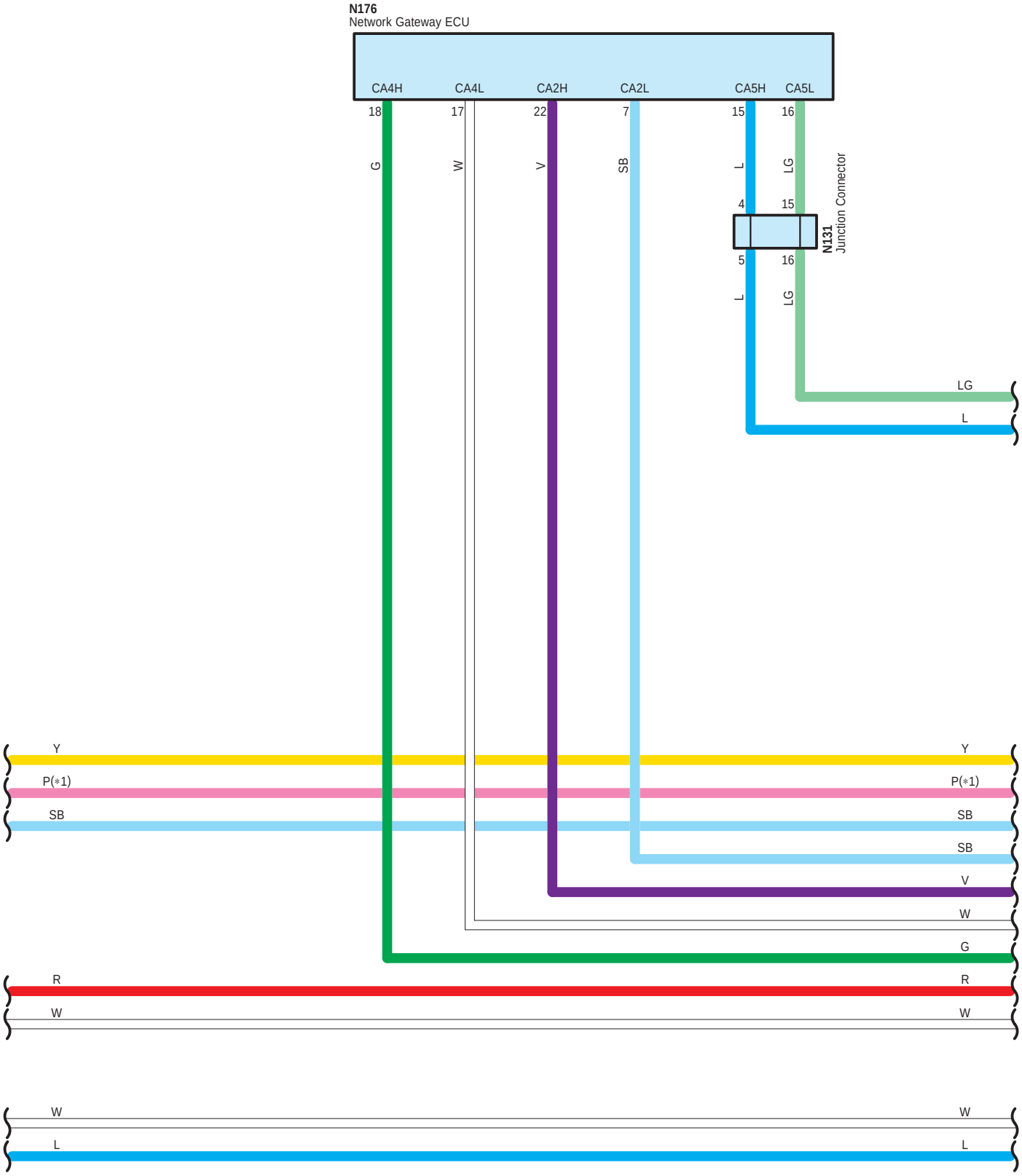
N176
Network Gateway ECU
CA4H
CA4L
CA2H
CA2L
CA5H
CA5L
18
17
22
7
15
16
G
W
V
SB
L
LG
4
15
N131
Junction Connector
5
16
L
LG
LG
L
Y
P(*1)
SB
Y
P(*1)
SB
SB
V
W
G
R
W
R
W
W
L
W
L

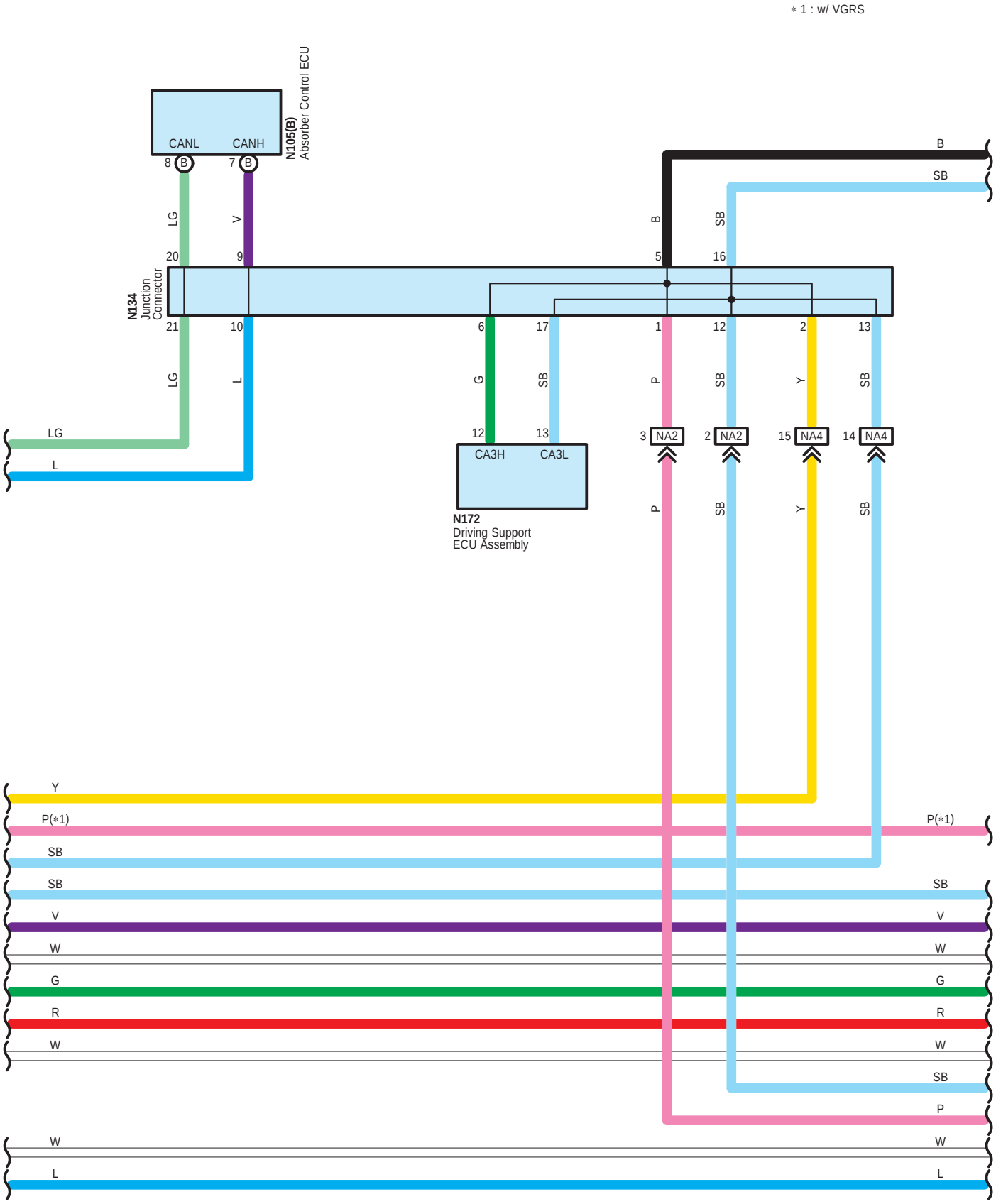
∗1 : w/ VGRS
N105(B)
Absorber Control ECU
CANL
CANH
8 B
7 B
LG
V
20
9
N134
Junction
Connector
21
10
LG
L
LG
L
B
SB
B
SB
5
16
6
17
1
12
2
13
G
SB
P
SB
Y
SB
12
13
CA3H
CA3L
N172
Driving Support
ECU Assembly
3 NA2
2 NA2
15 NA4
14 NA4
P
SB
Y
SB
Y
P(∗1)
SB
SB
V
W
G
R
W
W
L
P(∗1)
SB
V
W
G
R
W
SB
P
W
L

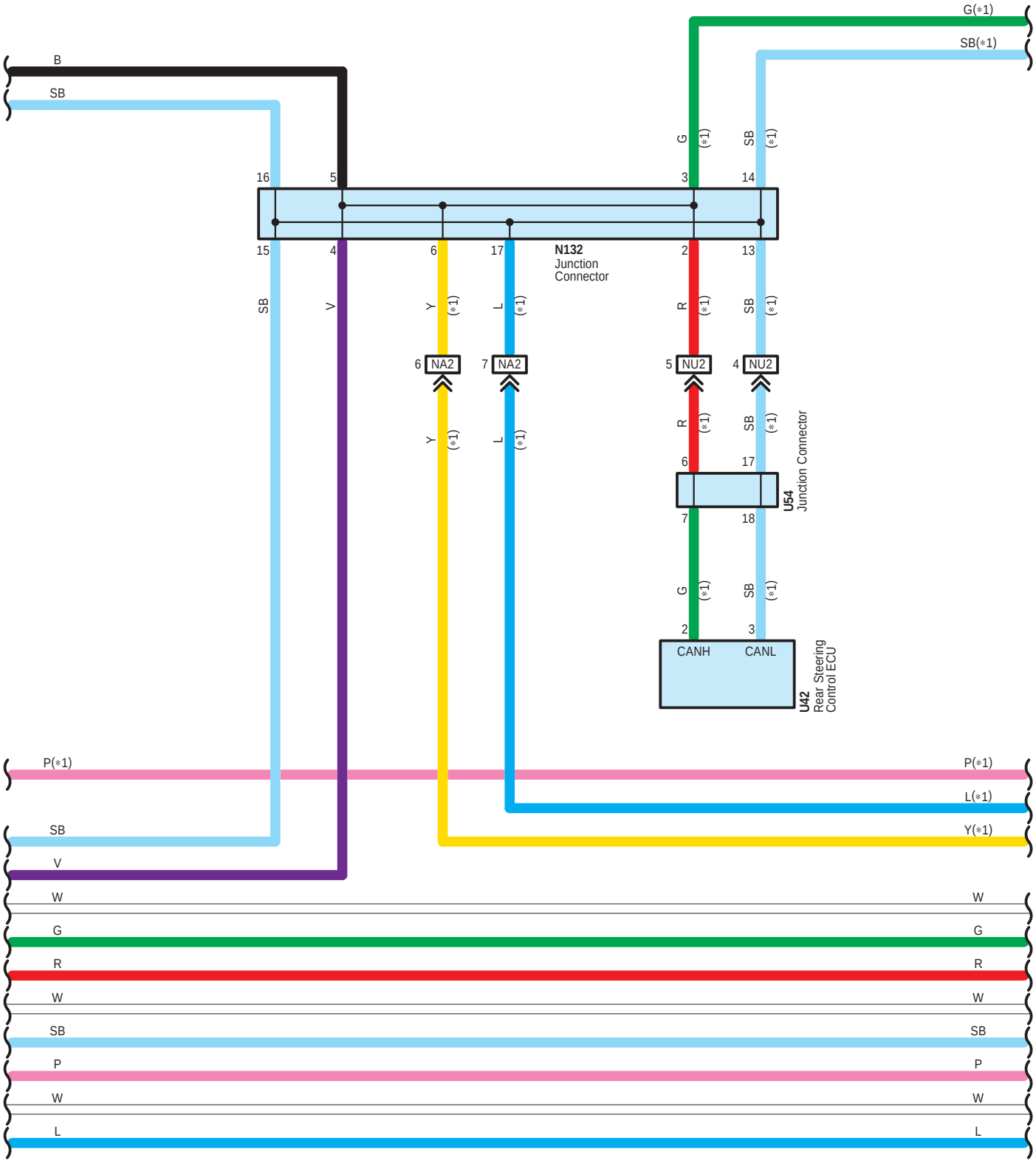
G(*1)
SB(*1)
B
SB
G (*1)
SB (*1)
16
5
3
14
15
4
6
17
N132
Junction
Connector
2
13
SB
V
Y (*1)
L (*1)
R (*1)
SB (*1)
6 NA2
7 NA2
5 NU2
4 NU2
Y (*1)
L (*1)
R (*1)
SB (*1)
6
17
U54
Junction Connector
7
18
G (*1)
SB (*1)
2
3
CANH
CANL
U42
Rear Steering
Control ECU
P(*1)
P(*1)
L(*1)
SB
Y(*1)
V
W
W
G
G
R
R
W
W
SB
SB
P
P
W
W
L
L

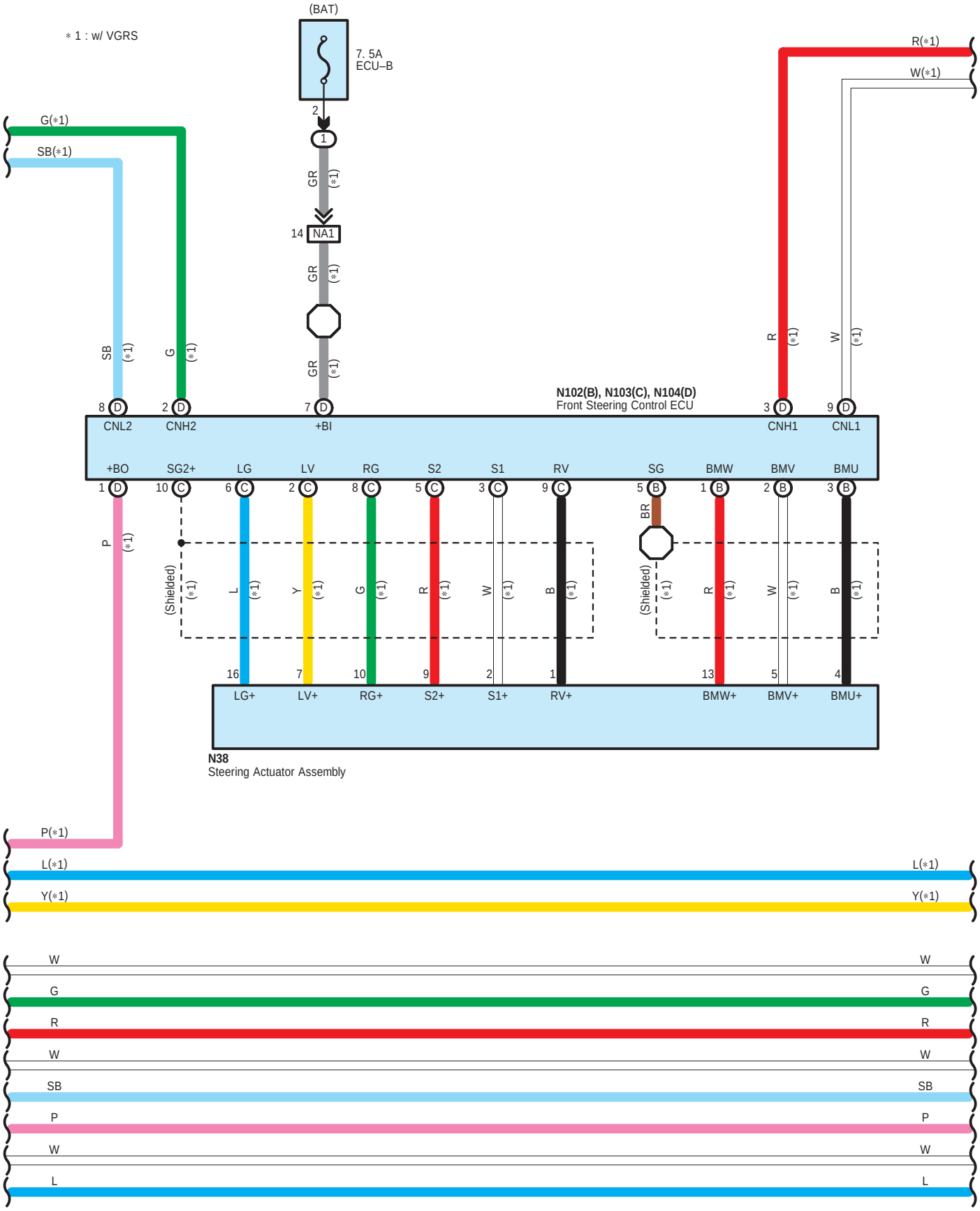
∗1 : w/ VGRS
(BAT)
7. 5A
ECU–B
G(∗1)
SB(∗1)
R(∗1)
W(∗1)
N102(B), N103(C), N104(D)
Front Steering Control ECU
CNL2
CNH2
+BI
CNH1
CNL1
+BO
SG2+
LG
LV
RG
S2
S1
RV
SG
BMW
BMV
BMU
(Shielded)
LG+
LV+
RG+
S2+
S1+
RV+
BMW+
BMV+
BMU+
N38
Steering Actuator Assembly
P(∗1)
L(∗1)
Y(∗1)

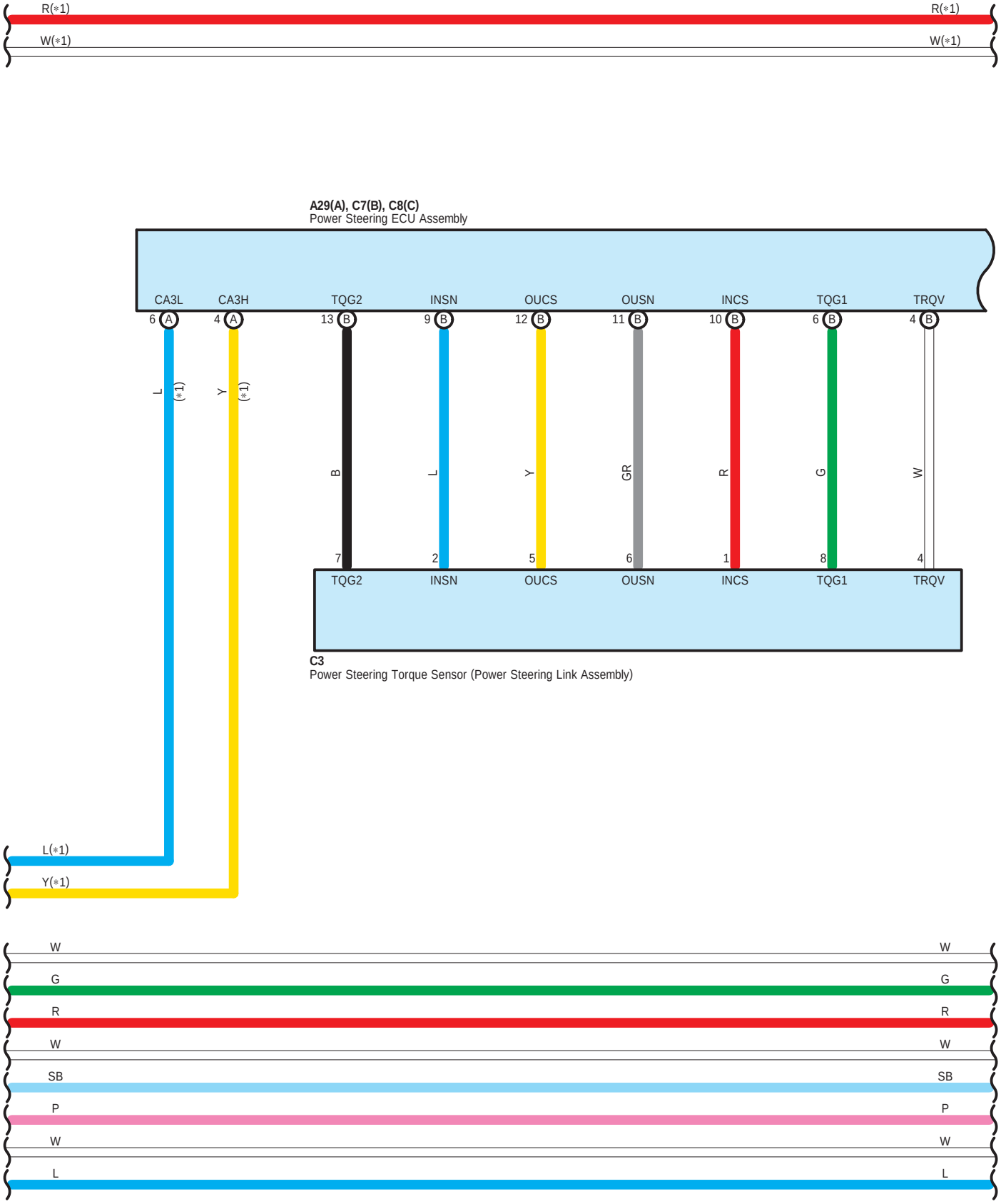
R(*1)
R(*1)
W(*1)
W(*1)
A29(A), C7(B), C8(C)
Power Steering ECU Assembly
CA3L
CA3H
TQG2
INSN
OUCS
OUSN
INCS
TQG1
TRQV
6 A
4 A
13 B
9 B
12 B
11 B
10 B
6 B
4 B
L
(*1)
Y
(*1)
B
L
Y
GR
R
G
W
7
2
5
6
1
8
4
TQG2
INSN
OUCS
OUSN
INCS
TQG1
TRQV
C3
Power Steering Torque Sensor (Power Steering Link Assembly)
L(*1)
Y(*1)
W
W
G
G
R
R
W
W
SB
SB
P
P
W
W
L
L

R(∗1)
R(∗1)
W(∗1)
W(∗1)

∗ 1 : w/ VGRS

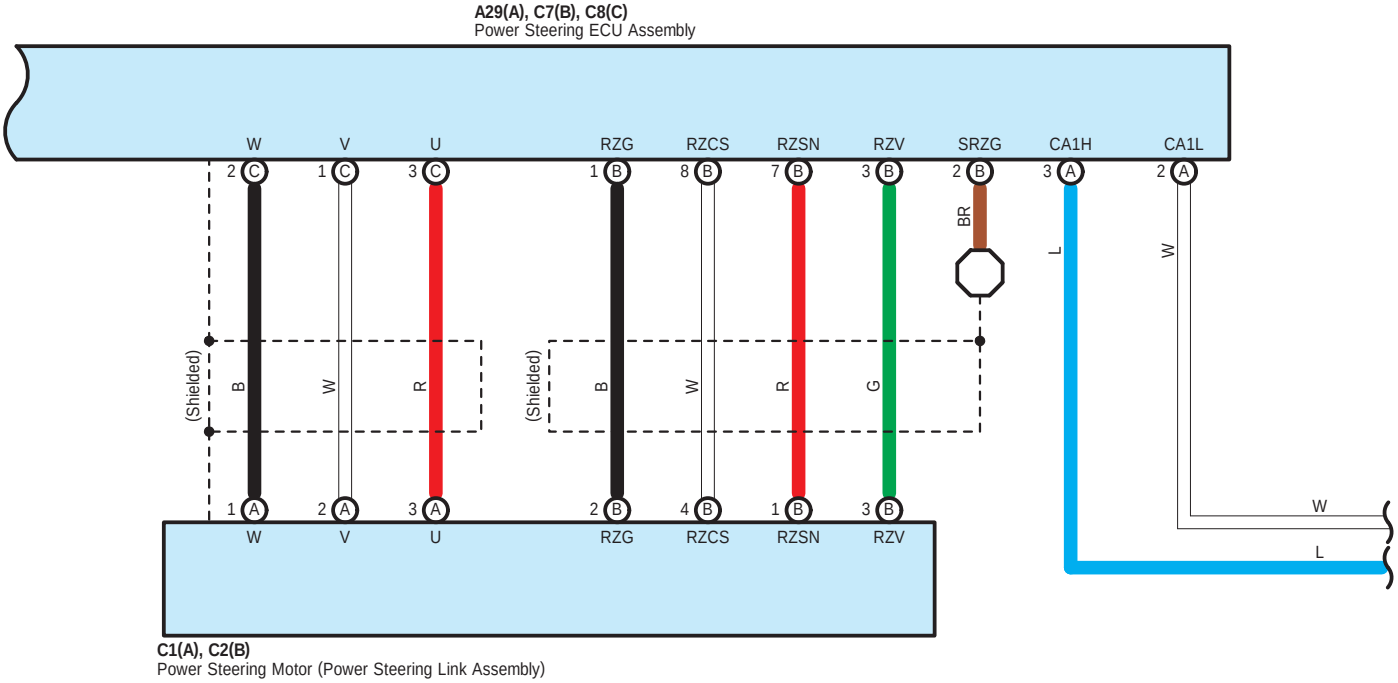
A29(A), C7(B), C8(C)
Power Steering ECU Assembly
W
V
U
RZG
RZCS
RZSN
RZV
SRZG
CA1H
CA1L
2 C
1 C
3 C
1 B
8 B
7 B
3 B
2 B
3 A
2 A
BR
L
W
(Shielded)
B
W
R
(Shielded)
B
W
R
G
1 A
2 A
3 A
2 B
4 B
1 B
3 B
W
V
U
RZG
RZCS
RZSN
RZV
W
L
C1(A), C2(B)
Power Steering Motor (Power Steering Link Assembly)


W
W
G
G
R
R
W
W
SB
SB
P
P
W
W
L
L

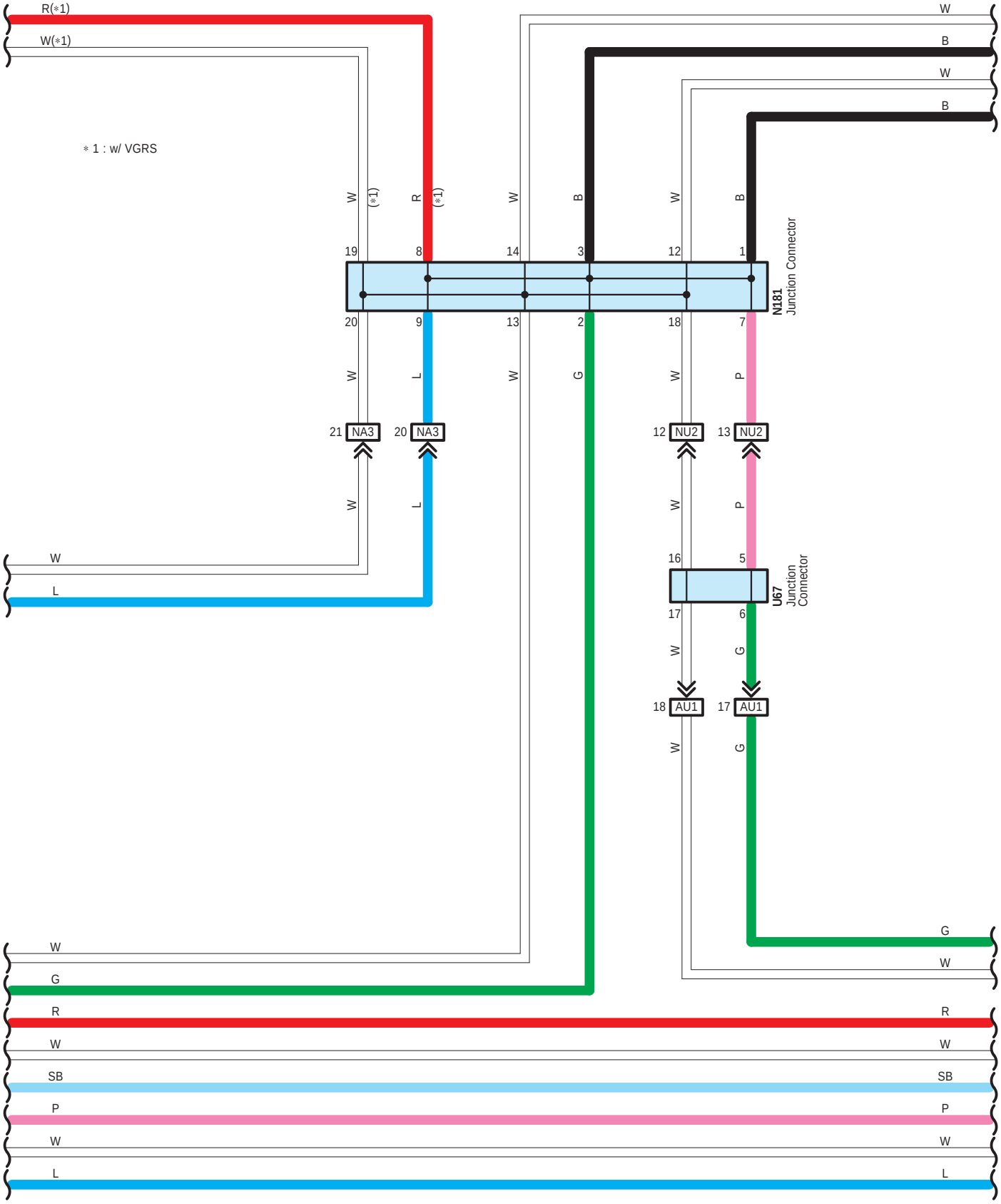
R(*1)
W(*1)
* 1 : w/ VGRS
W
B
W
B
W (*1)
R (*1)
W
B
W
B
19
8
14
3
12
1
N181
Junction Connector
20
9
13
2
18
7
W
L
W
G
W
P
21 NA3
20 NA3
12 NU2
13 NU2
W
L
W
P
W
L
16
5
U67
Junction
Connector
17
6
W
G
18 AU1
17 AU1
W
G
W
G
W
G
R
R
W
W
SB
SB
P
P
W
W
L
L

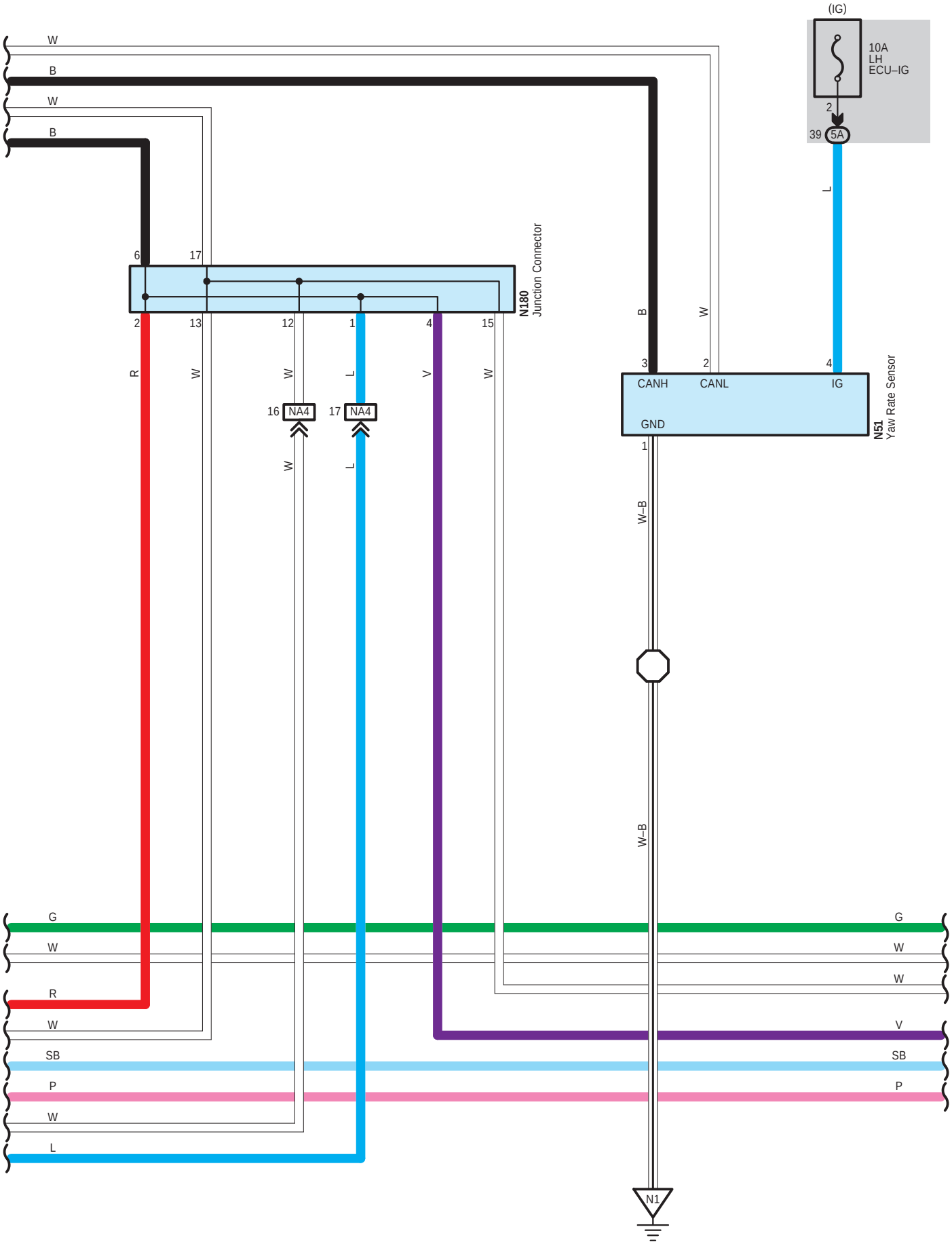
(IG)
10A
LH
ECU–IG
2
39
5A
L
W
B
W
B
6
17
2
13
12
1
4
15
N180
Junction Connector
R
W
W
L
V
W
16
NA4
17
NA4
W
L
B
W
3
2
4
CANH
CANL
IG
GND
1
N51
Yaw Rate Sensor
W–B
W–B
G
W
R
W
SB
P
W
L
G
W
W
V
SB
P
N1

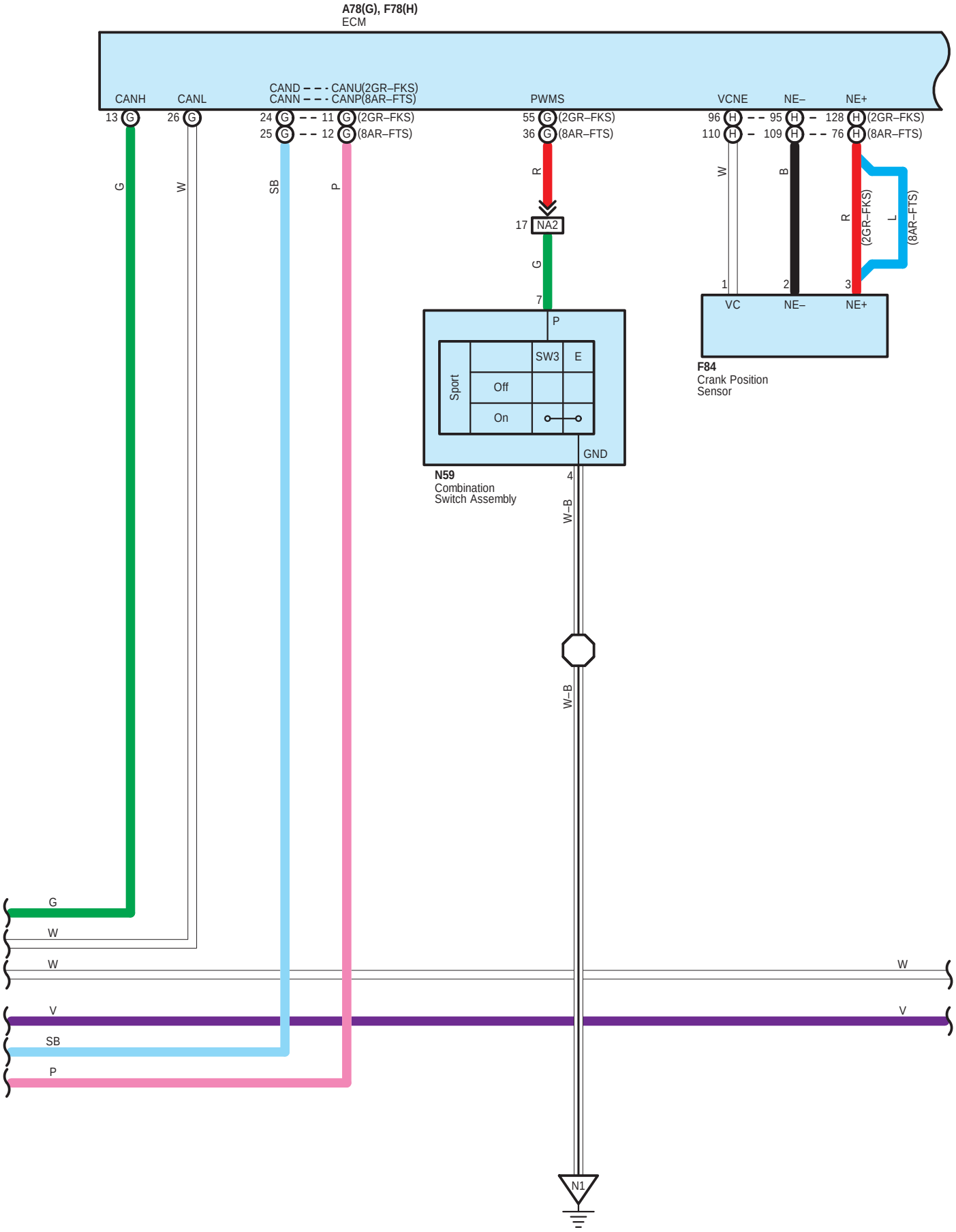
A78(G), F78(H)
ECM
CANH
CANL
CAND
CANN
CANU(2GR–FKS)
CANP(8AR–FTS)
PWMS
VCNE
NE–
NE+
13 G
26 G
24 G
25 G
11 G (2GR–FKS)
12 G (8AR–FTS)
55 G (2GR–FKS)
36 G (8AR–FTS)
96 H
110 H
95 H
109 H
128 H (2GR–FKS)
76 H (8AR–FTS)
G
W
SB
P
R
17 NA2
G
7
P
SW3
E
Sport
Off
On
GND
N59
Combination
Switch Assembly
4
W–B
W–B
N1
W
B
R
(2GR–FKS)
L
(8AR–FTS)
1
2
3
VC
NE–
NE+
F84
Crank Position
Sensor
G
W
W
W
V
V
SB
P

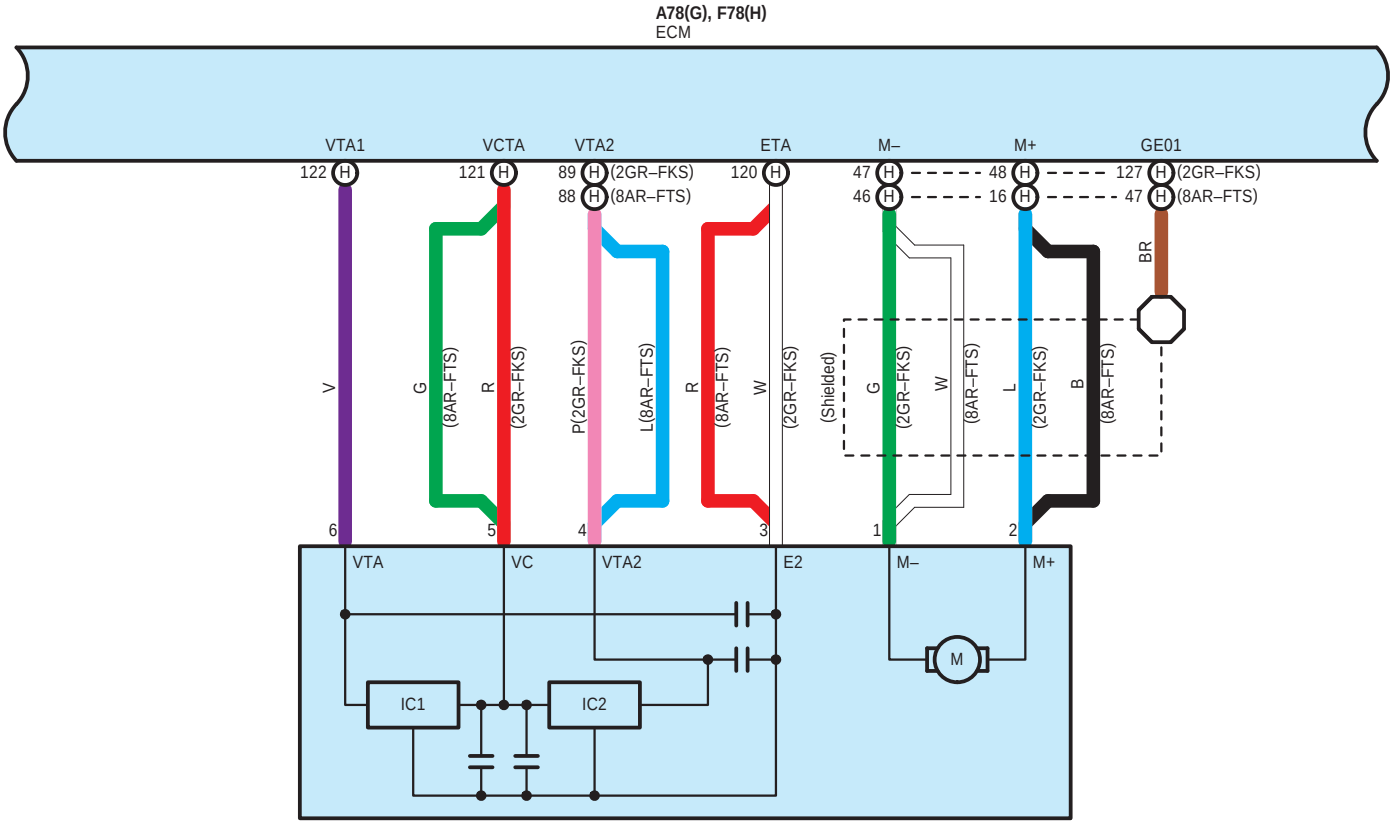
A78(G), F78(H)
ECM
VTA1
VCTA
VTA2
ETA
M–
M+
GE01
122 H
121 H
89 H (2GR–FKS)
88 H (8AR–FTS)
120 H
47 H
46 H
48 H
16 H
127 H (2GR–FKS)
47 H (8AR–FTS)
V
G (8AR–FTS)
R (2GR–FKS)
P(2GR–FKS)
L(8AR–FTS)
R (8AR–FTS)
W (2GR–FKS)
(Shielded)
G (2GR–FKS)
W (8AR–FTS)
L (2GR–FKS)
B (8AR–FTS)
BR
6
5
4
3
1
2
VTA
VC
VTA2
E2
M–
M+
M
IC1
IC2
F24
Throttle Body Assembly with Motor


W
W
V
V

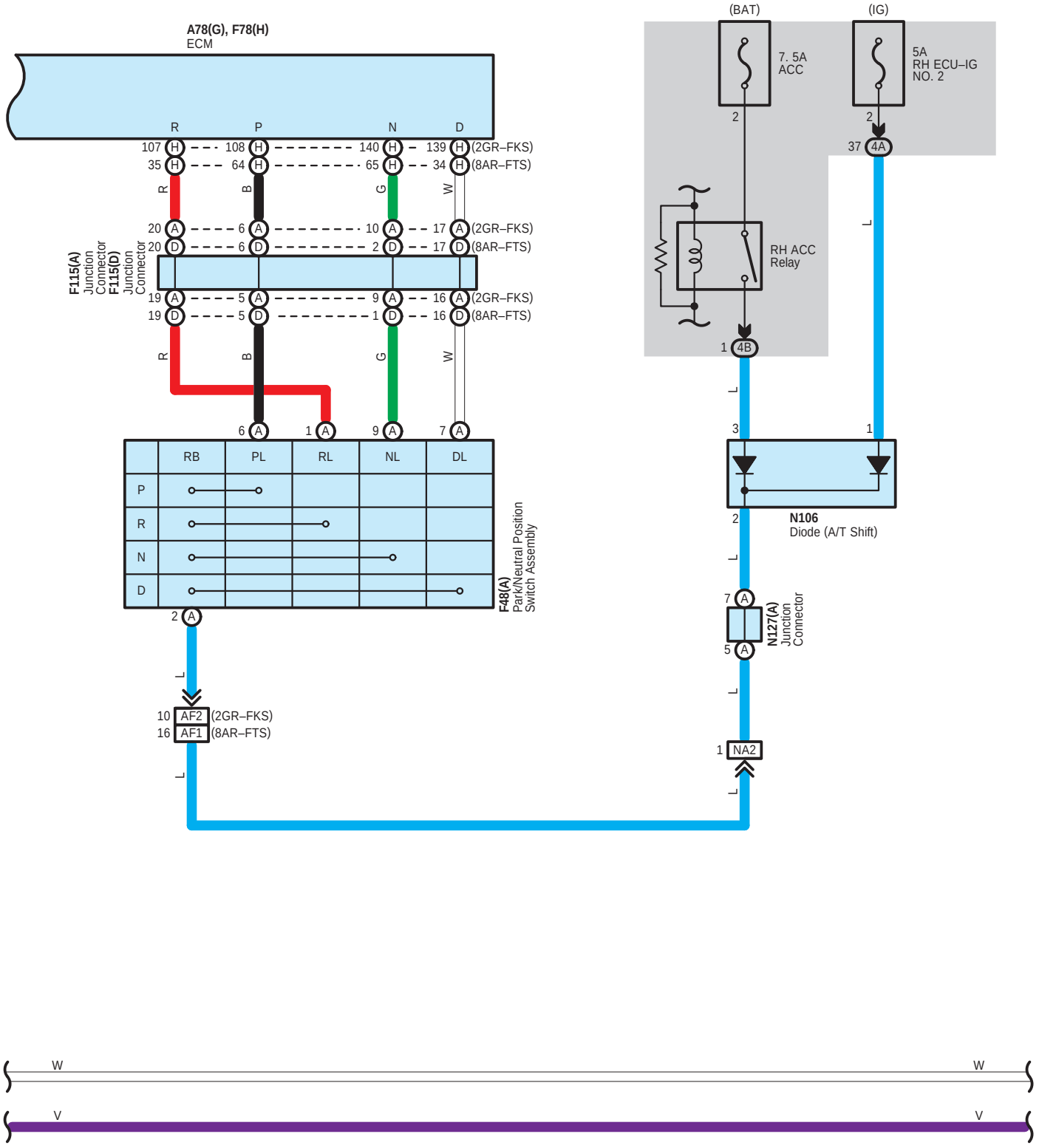
A78(G), F78(H)
ECM
R
P
N
D
107 H
108 H
140 H
139 H (2GR–FKS)
35 H
64 H
65 H
34 H (8AR–FTS)
R
B
G
W
20 A
6 A
10 A
17 A (2GR–FKS)
20 D
6 D
2 D
17 D (8AR–FTS)
F115(A) Junction Connector
F115(D) Junction Connector
19 A
5 A
9 A
16 A (2GR–FKS)
19 D
5 D
1 D
16 D (8AR–FTS)
6 A
1 A
9 A
7 A
RB
PL
RL
NL
DL
P
R
N
D
F48(A) Park/Neutral Position Switch Assembly
2 A
L
10 AF2 (2GR–FKS)
16 AF1 (8AR–FTS)
(BAT)
(IG)
7. 5A ACC
5A RH ECU–IG NO. 2
2
2
37 4A
RH ACC Relay
1 4B
3
1
N106 Diode (A/T Shift)
2
7 A
5 A
N127(A) Junction Connector
1 NA2

W
W
V
V

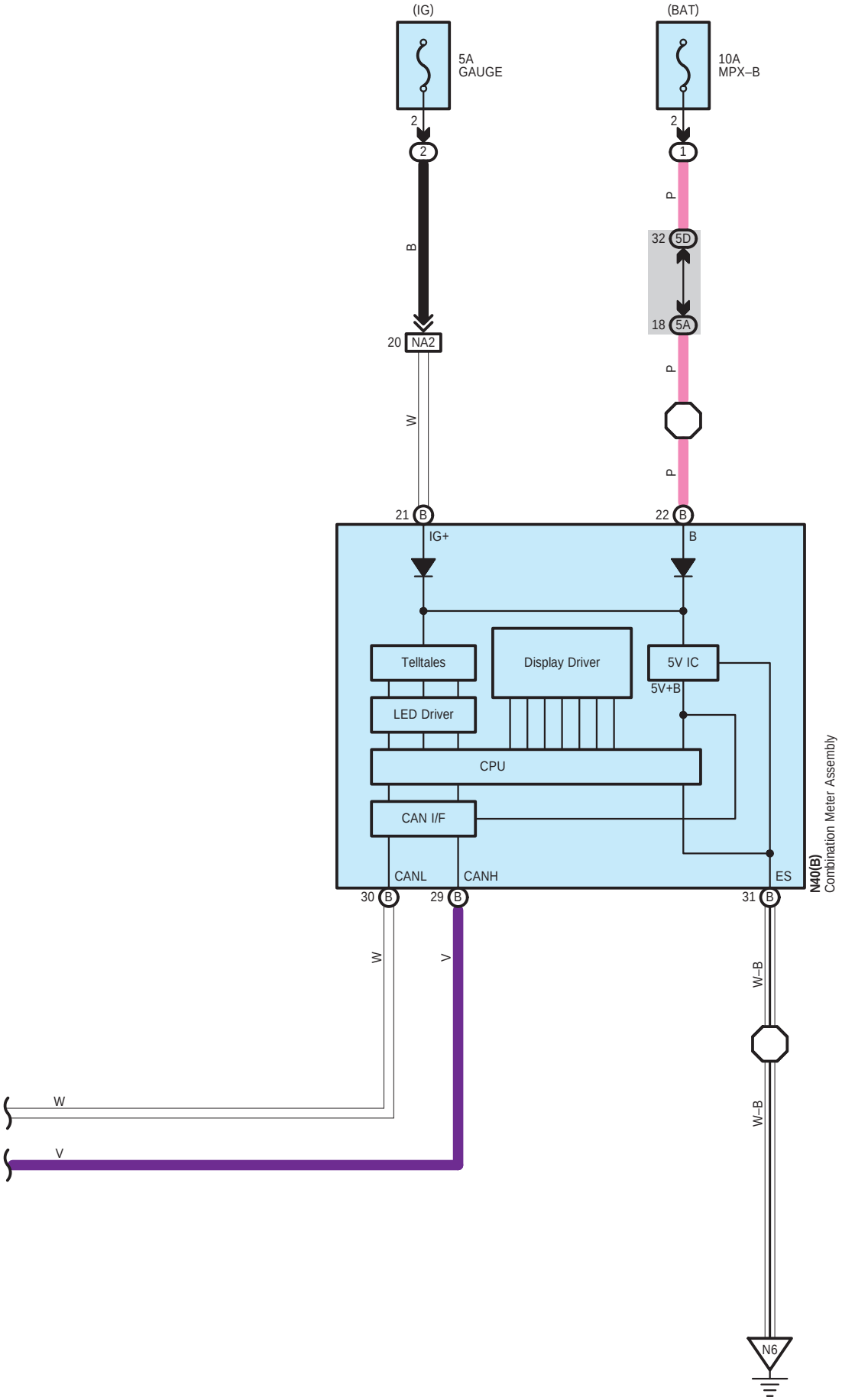
(IG)
5A
GAUGE
(BAT)
10A
MPX–B
2
2
1
P
B
32 5D
18 5A
20 NA2
P
W
P
21 B
22 B
IG+
B
Telltales
Display Driver
5V IC
5V+B
LED Driver
CPU
CAN I/F
CANL
CANH
ES
N40(B)
Combination Meter Assembly
30 B
29 B
31 B
W
V
W–B
W–B
W
V
N6

A 5
White

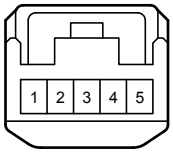

A 6
Blue

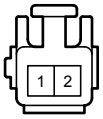

A 29
Black

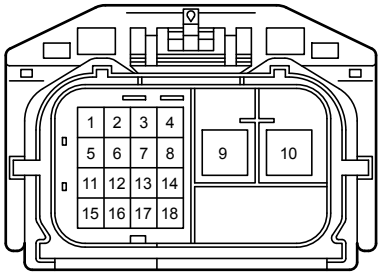

A 51
Blue

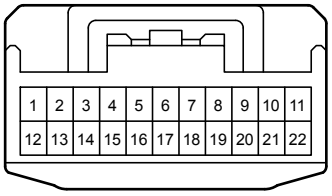

A 69
Gray

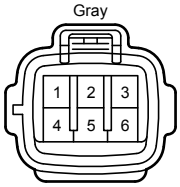

A 77
Black

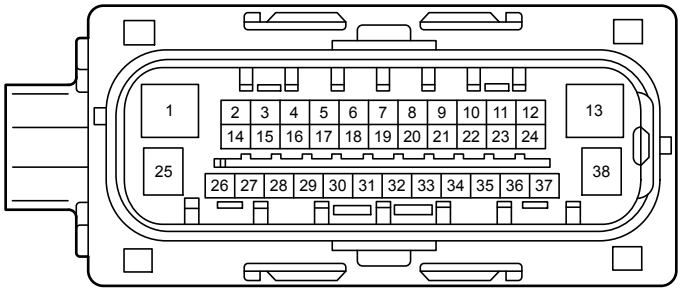

A 78
Black

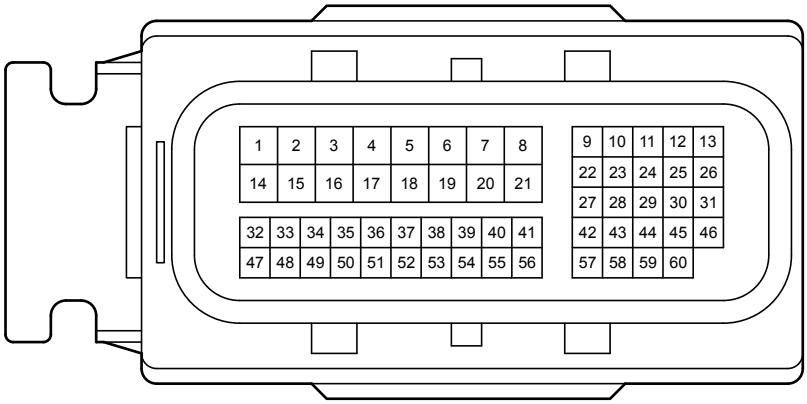

A 92
Gray

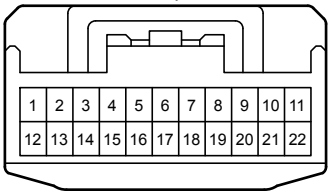

A 94
Black

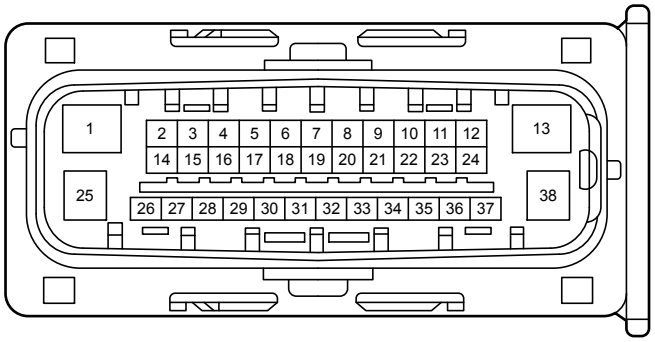

C 1
Gray

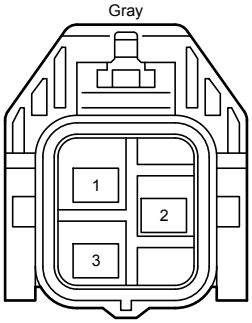

C 2
Gray

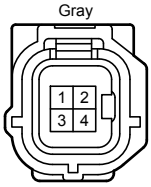

C 3
Gray



C 7
Black

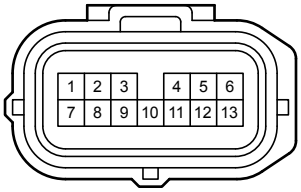

C 8
Black

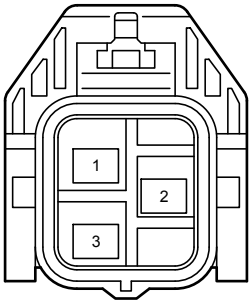

F 24
Black



F 48
Black

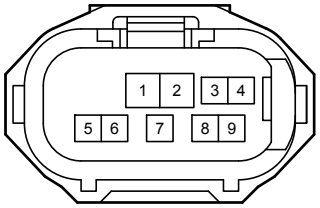

F 78
Black

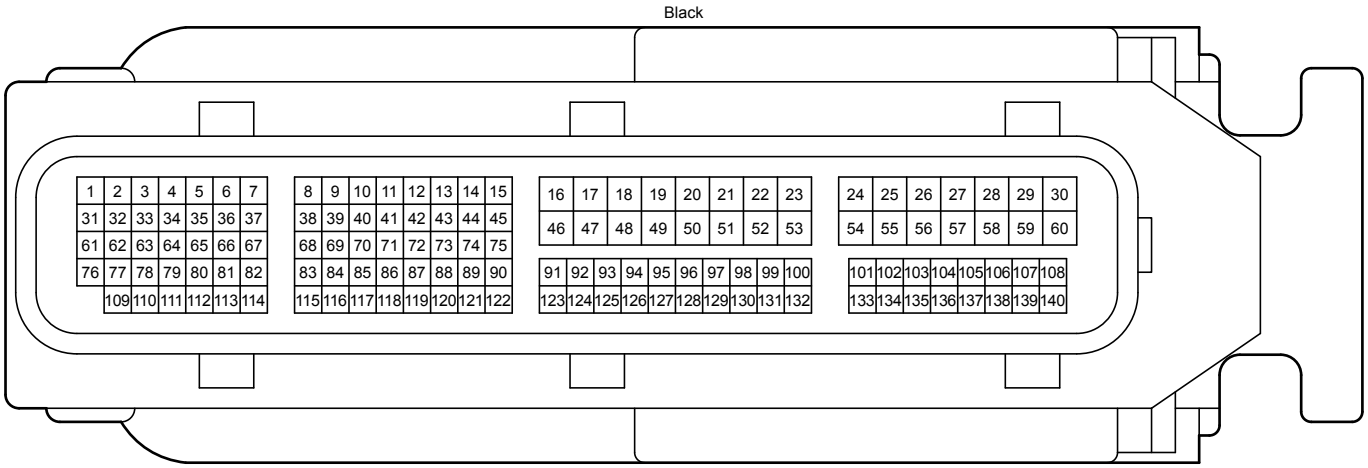

F 84
Black



F115
Blue

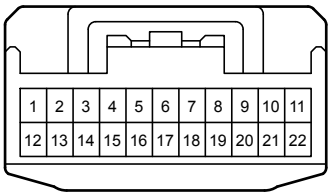

N 6
Black



N 33
White

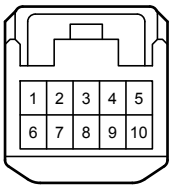

N 34
Black

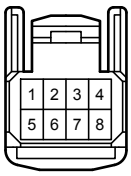

N 38
White

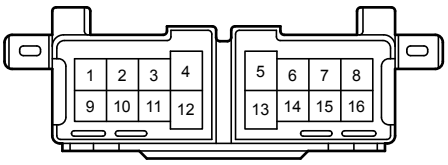

N 40
Black

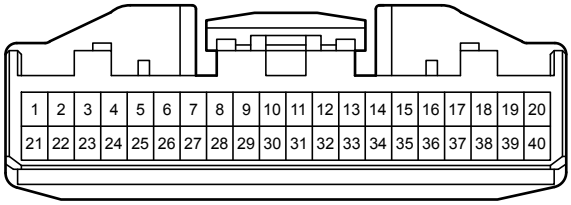

N 42
Black



N 51
Black



N 59
Black

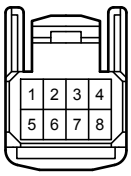

N102
White

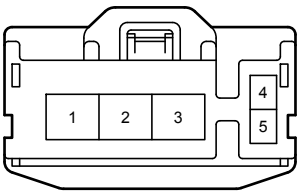

N103
White

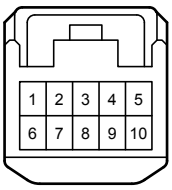

N104
White

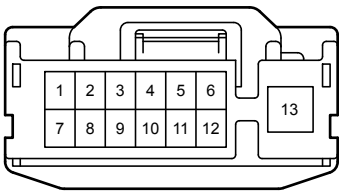

N105
Black

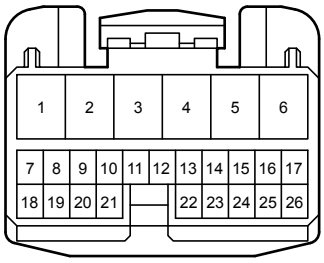

N106
Gray

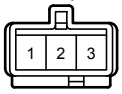

N127
Blue

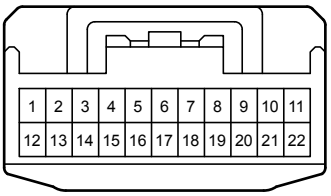

N131
Gray

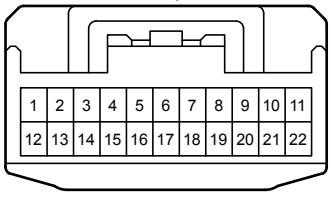

N132
Black

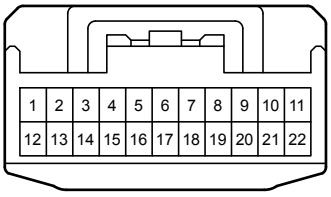

N134
Black

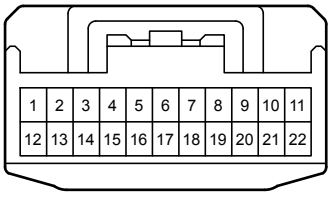

N172
White

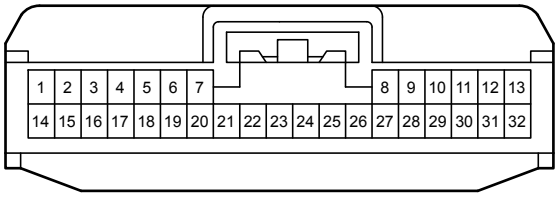

N176
Black

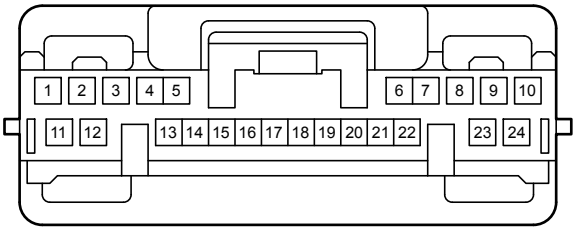

N180
Gray

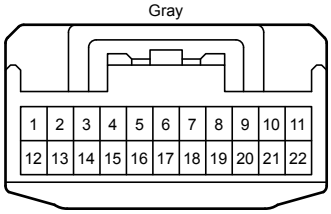

N181
Gray

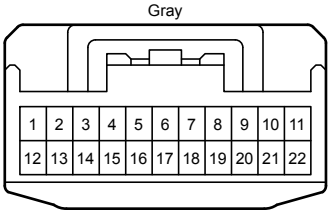

T 30
White

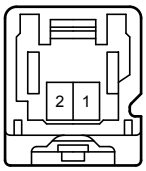

U 32
White

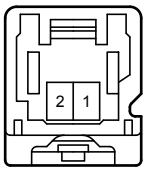

U 42
Black

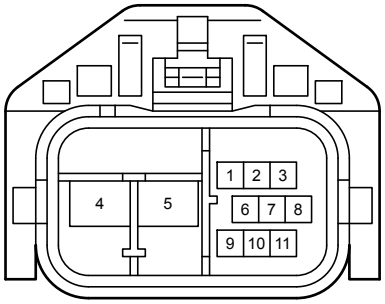

U 54
Blue

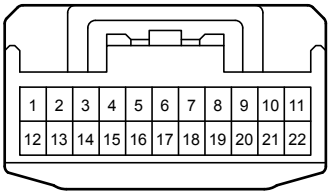

U 67
Gray

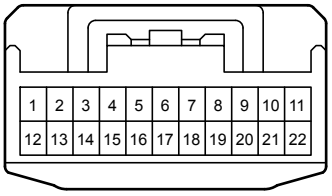

o 1
Black

o 2
Black

1C

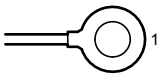

2A
Black

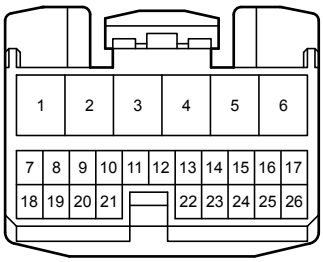

2B
Black

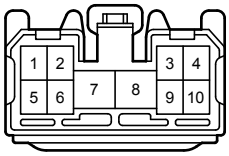

2E
White

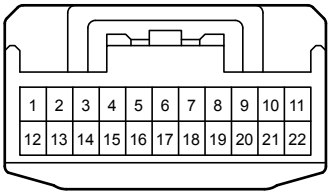

2F
White

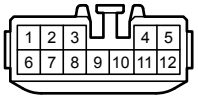

2G
Black

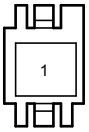

4A
White

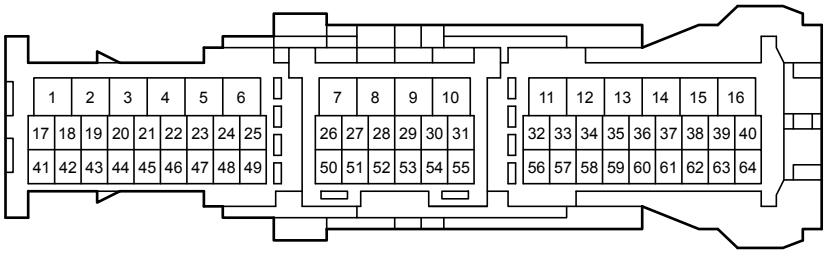

4B
White

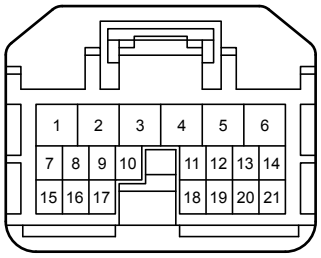

4D
White

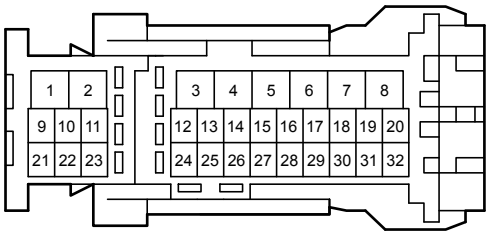

5A
White

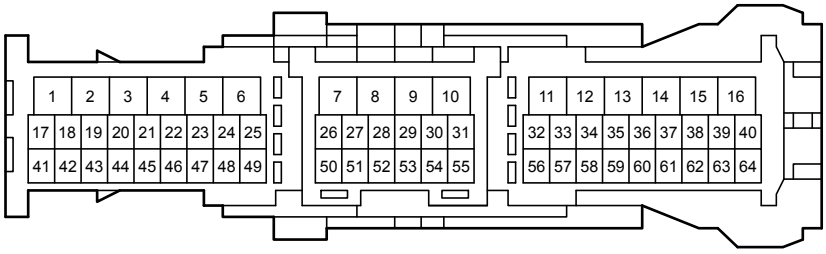

5D
White

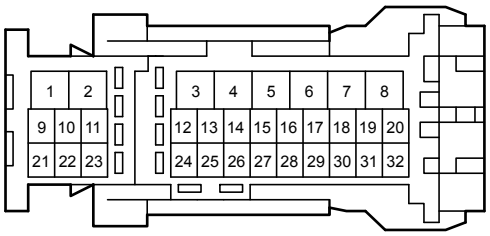

AF1
Gray

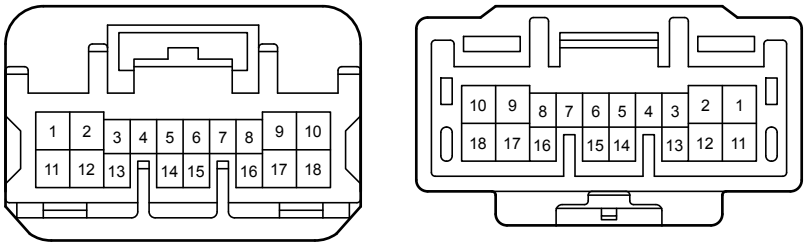

AF2
White

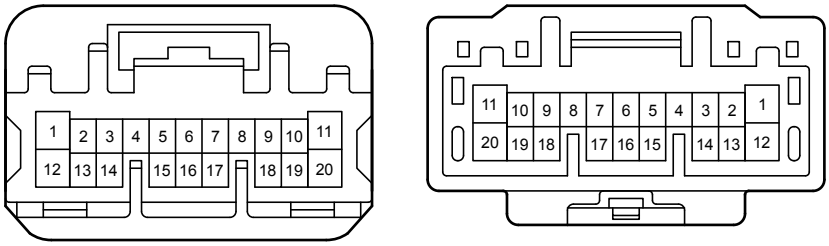

AT1
White

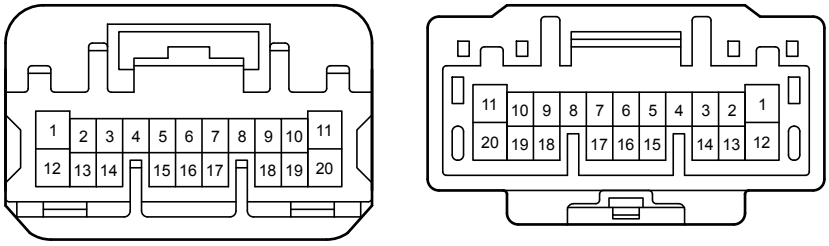

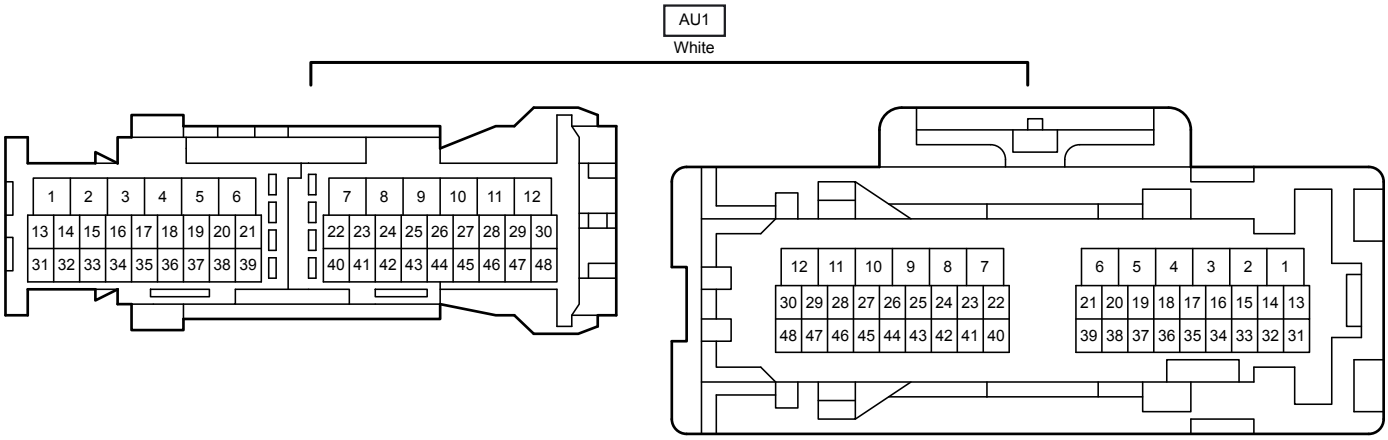
AU1
White
1 2 3 4 5 6 7 8 9 10 11 12
13 14 15 16 17 18 19 20 21 22 23 24 25 26 27 28 29 30
31 32 33 34 35 36 37 38 39 40 41 42 43 44 45 46 47 48
12 11 10 9 8 7 6 5 4 3 2 1
30 29 28 27 26 25 24 23 22 21 20 19 18 17 16 15 14 13
48 47 46 45 44 43 42 41 40 39 38 37 36 35 34 33 32 31

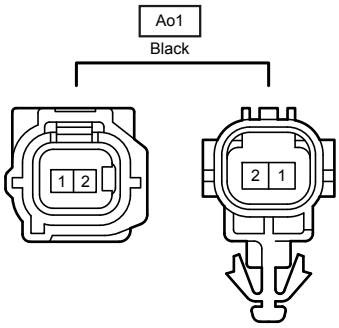
Ao1
Black
1 2
2 1

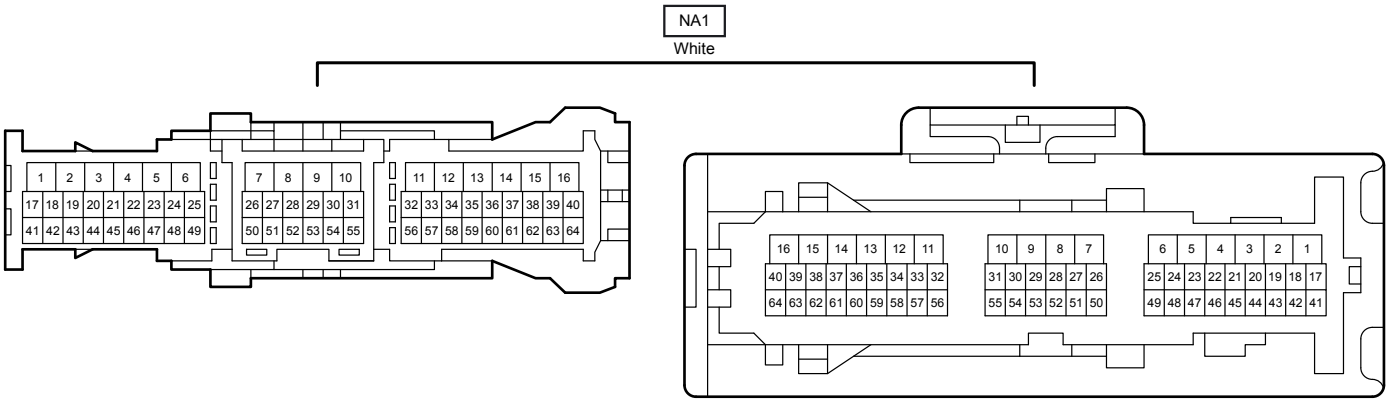
NA1
White
1 2 3 4 5 6 7 8 9 10 11 12 13 14 15 16
17 18 19 20 21 22 23 24 25 26 27 28 29 30 31 32 33 34 35 36 37 38 39 40
41 42 43 44 45 46 47 48 49 50 51 52 53 54 55 56 57 58 59 60 61 62 63 64
16 15 14 13 12 11 10 9 8 7 6 5 4 3 2 1
40 39 38 37 36 35 34 33 32 31 30 29 28 27 26 25 24 23 22 21 20 19 18 17
64 63 62 61 60 59 58 57 56 55 54 53 52 51 50 49 48 47 46 45 44 43 42 41

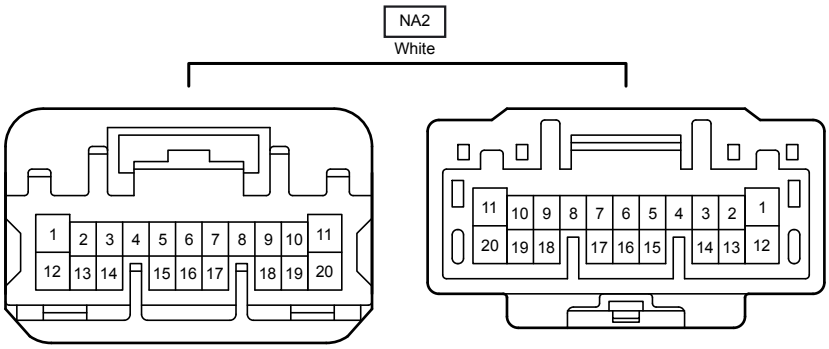
NA2
White
1 2 3 4 5 6 7 8 9 10 11
12 13 14 15 16 17 18 19 20
11 10 9 8 7 6 5 4 3 2 1
20 19 18 17 16 15 14 13 12

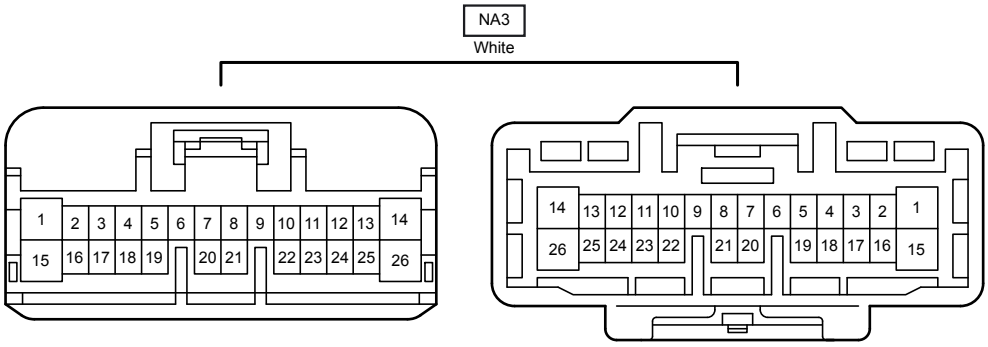
NA3
White
1 2 3 4 5 6 7 8 9 10 11 12 13 14
15 16 17 18 19 20 21 22 23 24 25 26
14 13 12 11 10 9 8 7 6 5 4 3 2 1
26 25 24 23 22 21 20 19 18 17 16 15

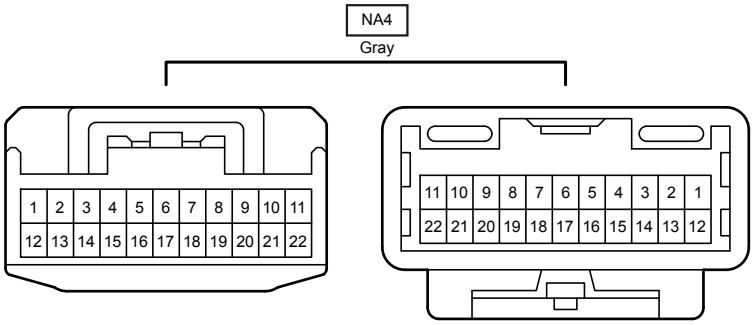
NA4
Gray
1 2 3 4 5 6 7 8 9 10 11
12 13 14 15 16 17 18 19 20 21 22
11 10 9 8 7 6 5 4 3 2 1
22 21 20 19 18 17 16 15 14 13 12

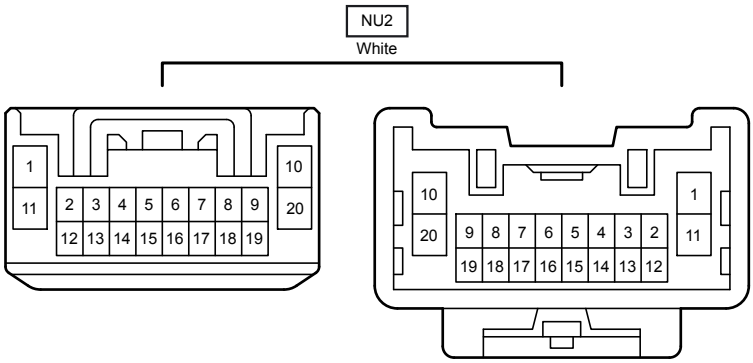
NU2
White
1 10
11 20
2 3 4 5 6 7 8 9
12 13 14 15 16 17 18 19
10 1
20 11
9 8 7 6 5 4 3 2
19 18 17 16 15 14 13 12

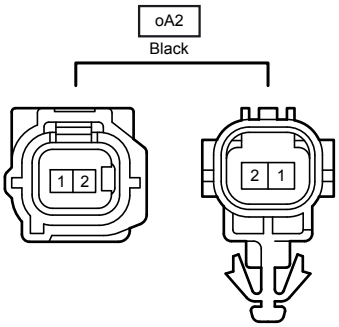
oA2
Black
1 2
2 1