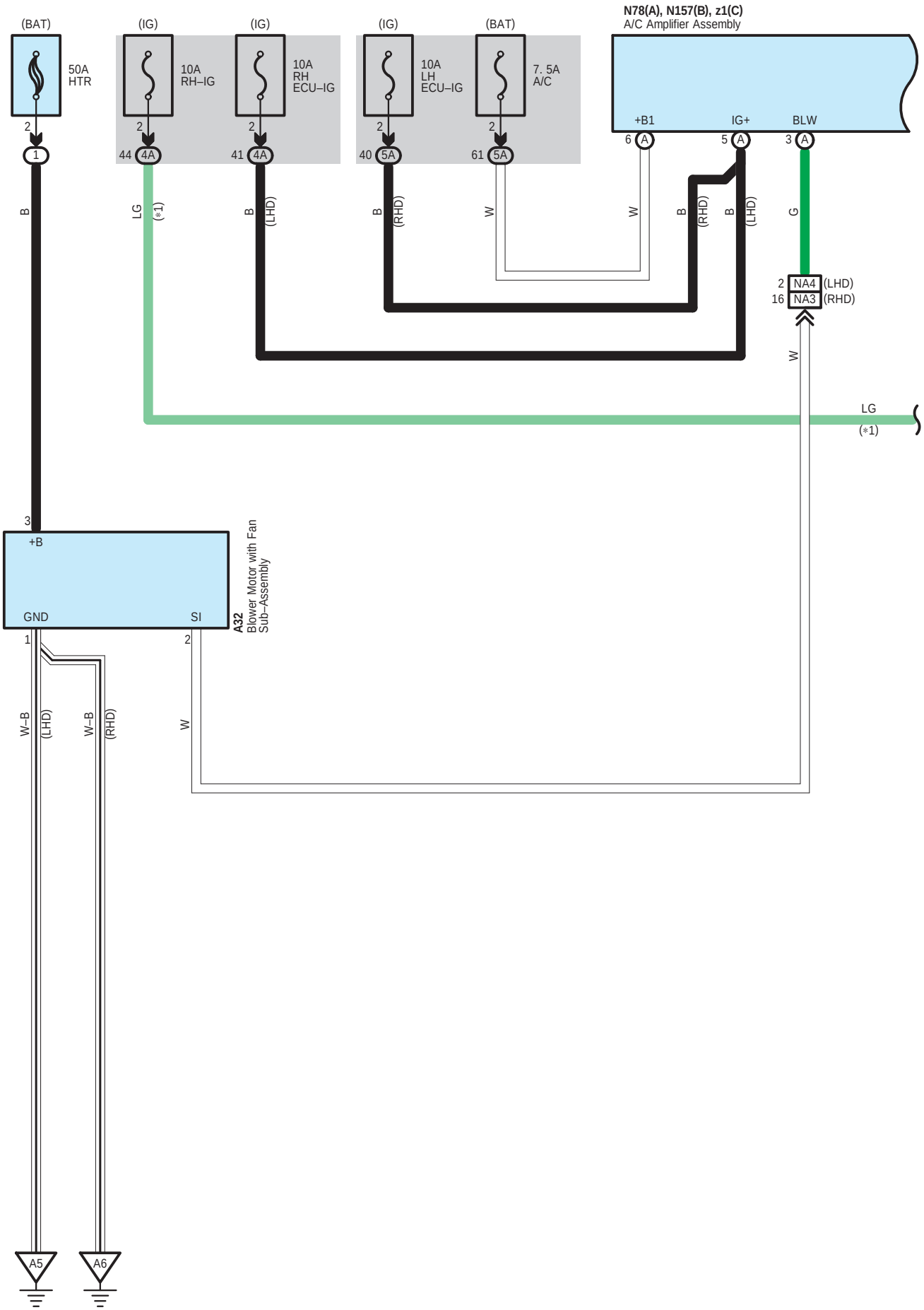
(BAT)
50A
HTR
(IG)
10A
RH–IG
(IG)
10A
RH
ECU–IG
(IG)
10A
LH
ECU–IG
(BAT)
7. 5A
A/C
N78(A), N157(B), z1(C)
A/C Amplifier Assembly
+B1
IG+
BLW
44 4A
41 4A
40 5A
61 5A
6 A
5 A
3 A
B
LG
(*1)
B
(LHD)
B
(RHD)
W
W
B
(RHD)
B
(LHD)
G
2 NA4 (LHD)
16 NA3 (RHD)
W
LG
(*1)
+B
GND
SI
A32
Blower Motor with Fan
Sub–Assembly
W–B
(LHD)
W–B
(RHD)
W
A5
A6

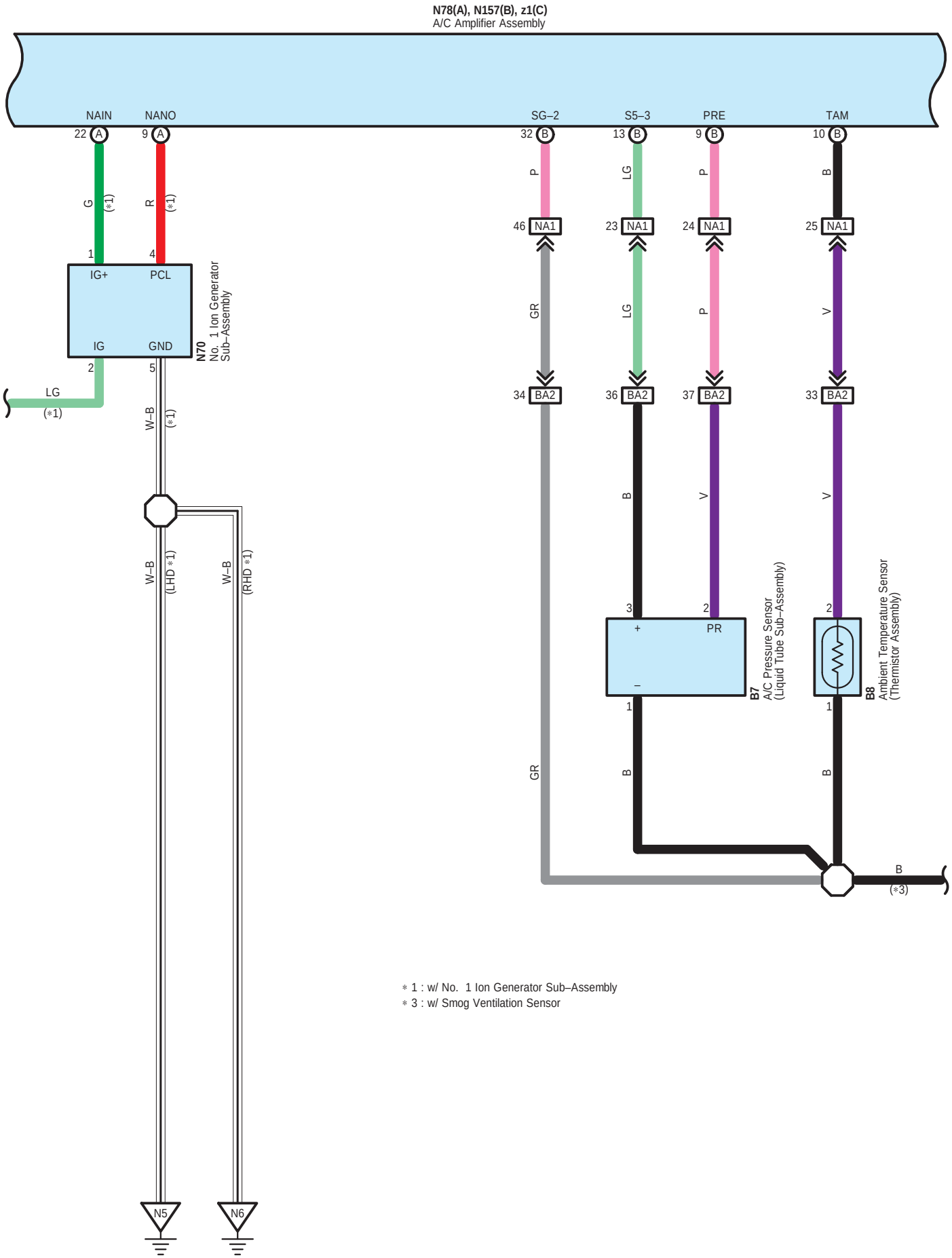

* 1 : w/ No. 1 Ion Generator Sub–Assembly
* 3 : w/ Smog Ventilation Sensor

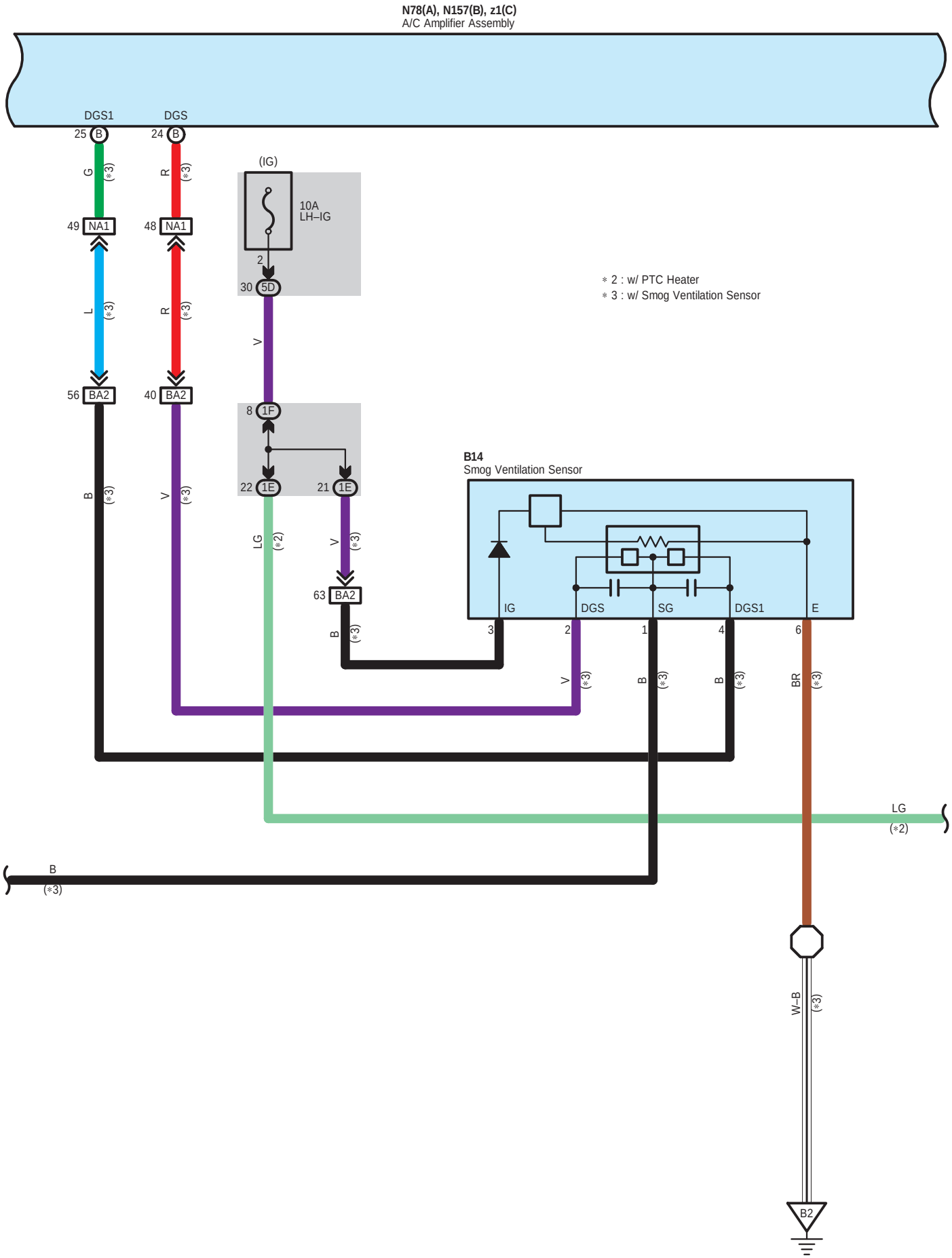
N78(A), N157(B), z1(C)
A/C Amplifier Assembly
DGS1
DGS
25 B
24 B
G (*3)
R (*3)
49 NA1
48 NA1
L (*3)
R (*3)
56 BA2
40 BA2
B (*3)
V (*3)
(IG)
10A
LH–IG
2
30 5D
V
8 1F
22 1E
21 1E
LG (*2)
V (*3)
63 BA2
B (*3)
* 2 : w/ PTC Heater
* 3 : w/ Smog Ventilation Sensor
B14
Smog Ventilation Sensor
IG
DGS
SG
DGS1
E
3
2
1
4
6
V (*3)
B (*3)
B (*3)
BR (*3)
LG
(*2)
B
(*3)
W–B (*3)
B2

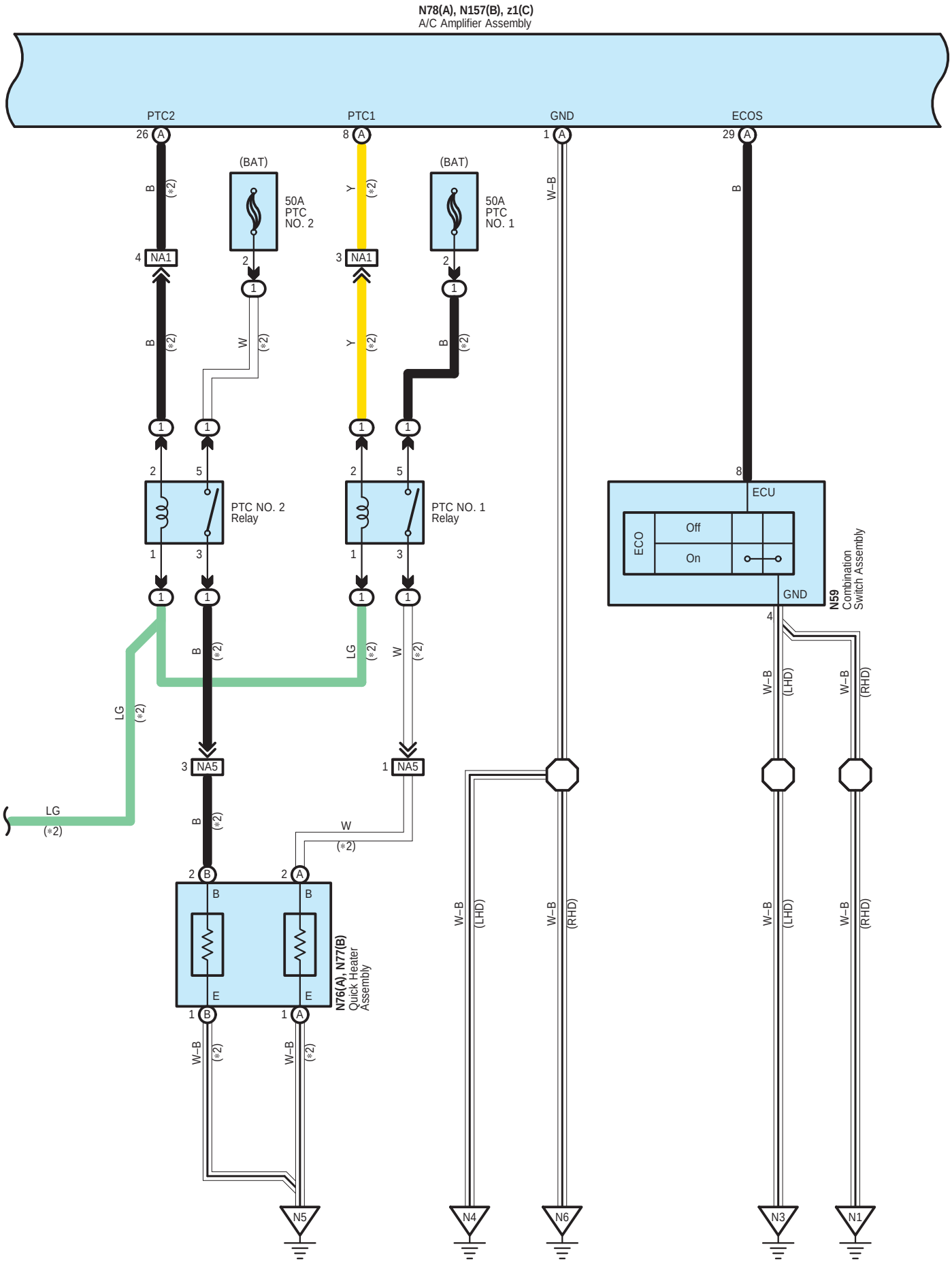
N78(A), N157(B), z1(C)
A/C Amplifier Assembly
PTC2
PTC1
GND
ECOS
26
8
1
29
(BAT)
50A
PTC
NO. 2
50A
PTC
NO. 1
NA1
NA5
PTC NO. 2
Relay
PTC NO. 1
Relay
ECU
ECO
Off
On
GND
N59
Combination
Switch Assembly
N76(A), N77(B)
Quick Heater
Assembly
W–B
(LHD)
(RHD)
(*2)
N5
N4
N6
N3
N1

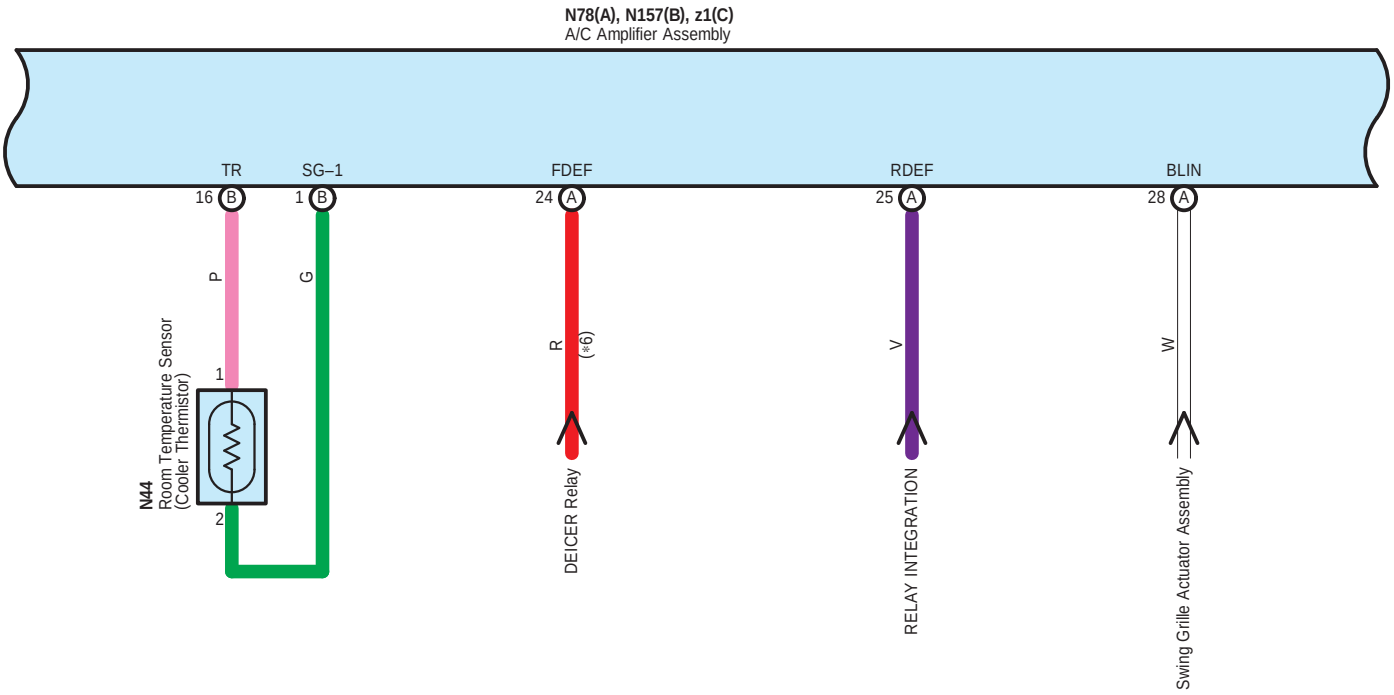
N78(A), N157(B), z1(C)
A/C Amplifier Assembly
TR
SG–1
FDEF
RDEF
BLIN
16 B
1 B
24 A
25 A
28 A
P
G
R
(*6)
V
W
1
2
N44
Room Temperature Sensor
(Cooler Thermistor)
DEICER Relay
RELAY INTEGRATION
Swing Grille Actuator Assembly

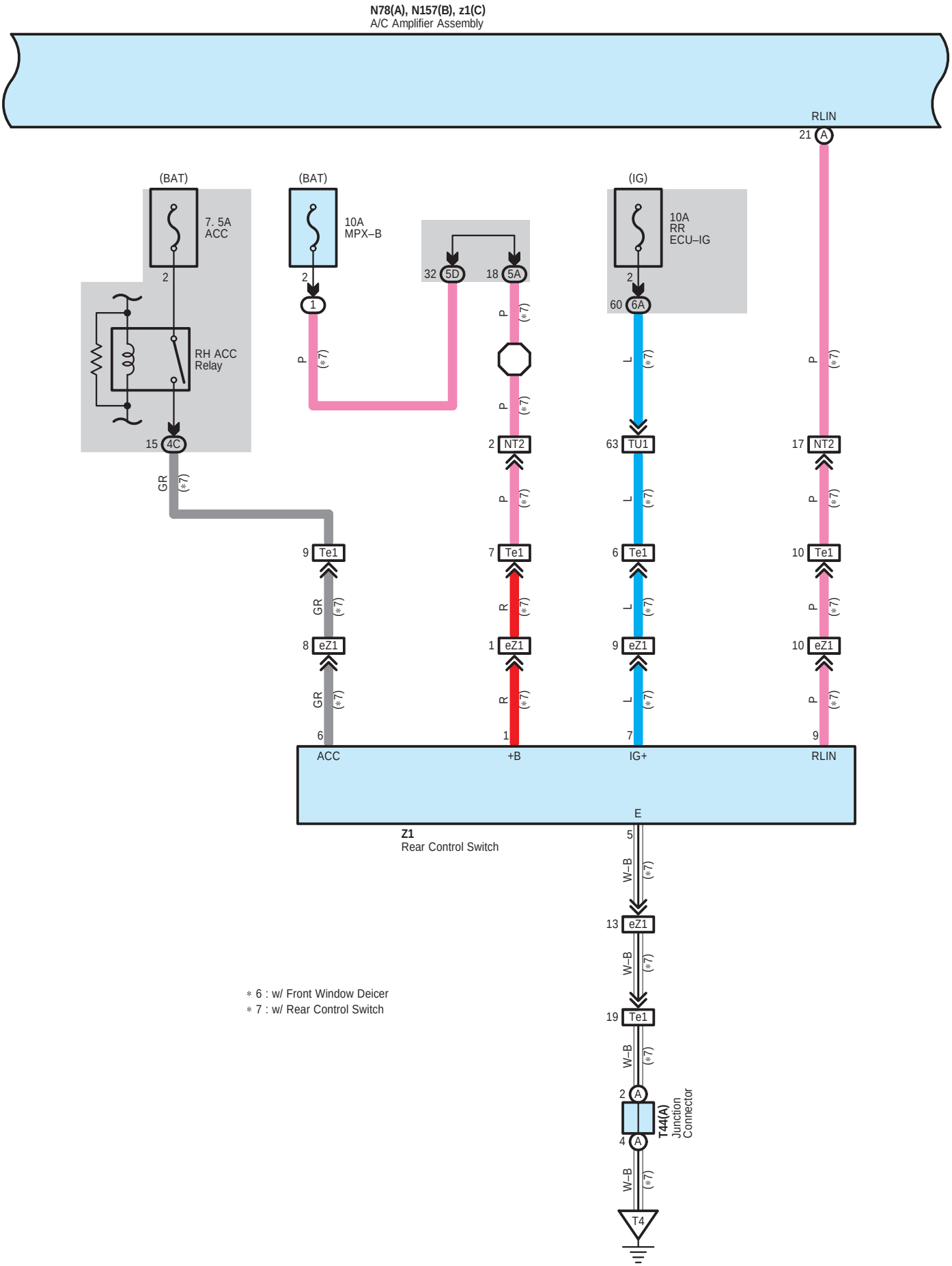
N78(A), N157(B), z1(C)
A/C Amplifier Assembly
RLIN
21 A
(BAT)
7. 5A
ACC
2
RH ACC
Relay
15 4C
GR
(*7)
(BAT)
10A
MPX–B
2
1
P
(*7)
32 5D
18 5A
P
(*7)
P
(*7)
(IG)
10A
RR
ECU–IG
2
60 6A
L
(*7)
P
(*7)
2 NT2
63 TU1
17 NT2
P
(*7)
L
(*7)
P
(*7)
9 Te1
7 Te1
6 Te1
10 Te1
GR
(*7)
R
(*7)
L
(*7)
P
(*7)
8 eZ1
1 eZ1
9 eZ1
10 eZ1
GR
(*7)
R
(*7)
L
(*7)
P
(*7)
6
1
7
9
ACC
+B
IG+
RLIN
E
Z1
Rear Control Switch
5
W–B
(*7)
13 eZ1
W–B
(*7)
19 Te1
W–B
(*7)
2 A
4 A
T44(A)
Junction
Connector
W–B
(*7)
T4
* 6 : w/ Front Window Deicer
* 7 : w/ Rear Control Switch

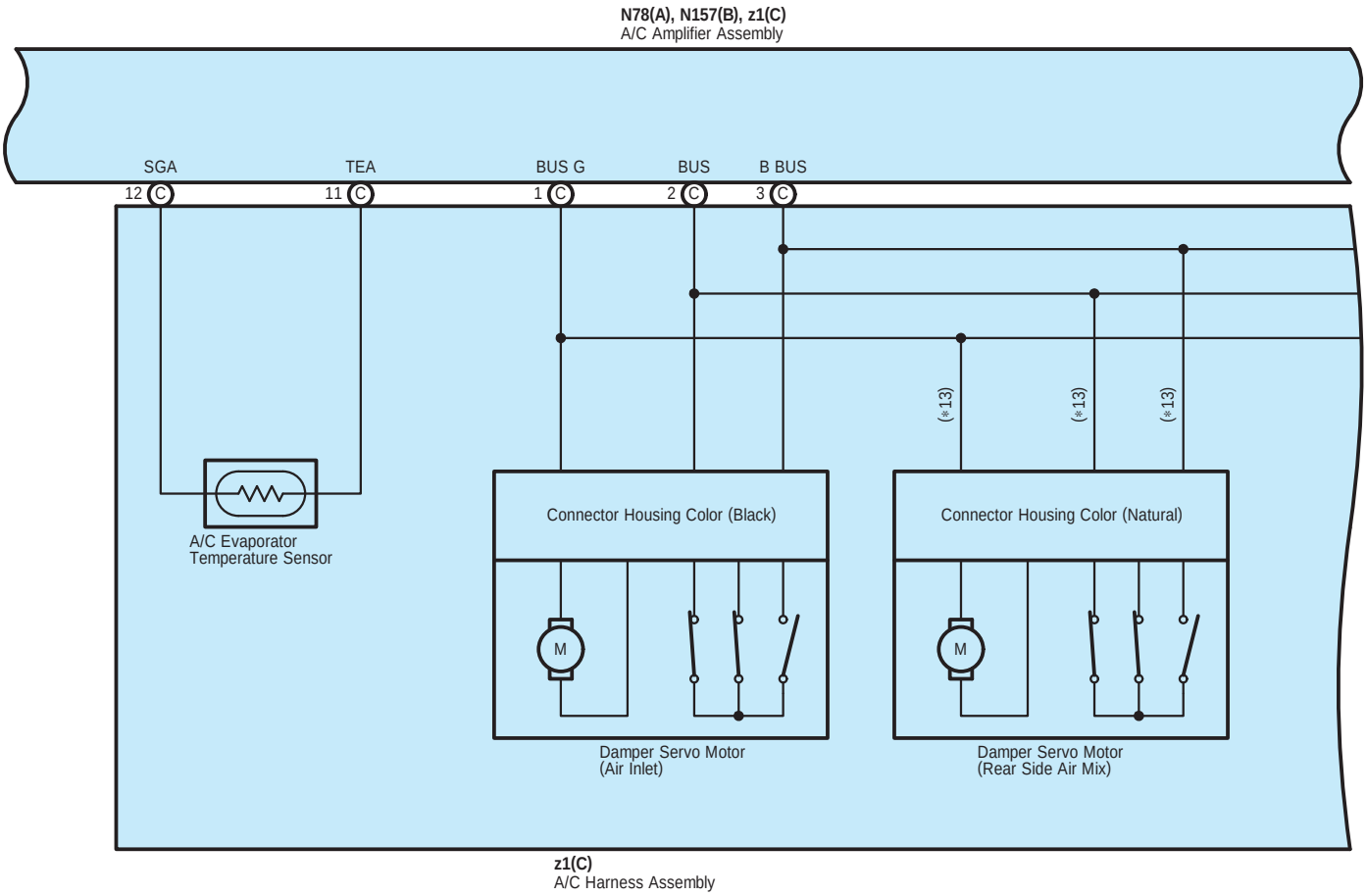
N78(A), N157(B), z1(C)
A/C Amplifier Assembly
SGA
TEA
BUS G
BUS
B BUS
12 C
11 C
1 C
2 C
3 C
(*13)
(*13)
(*13)
A/C Evaporator
Temperature Sensor
Connector Housing Color (Black)
Connector Housing Color (Natural)
M
M
Damper Servo Motor
(Air Inlet)
Damper Servo Motor
(Rear Side Air Mix)
z1(C)
A/C Harness Assembly

*13 : w/ 3–Zone A/C

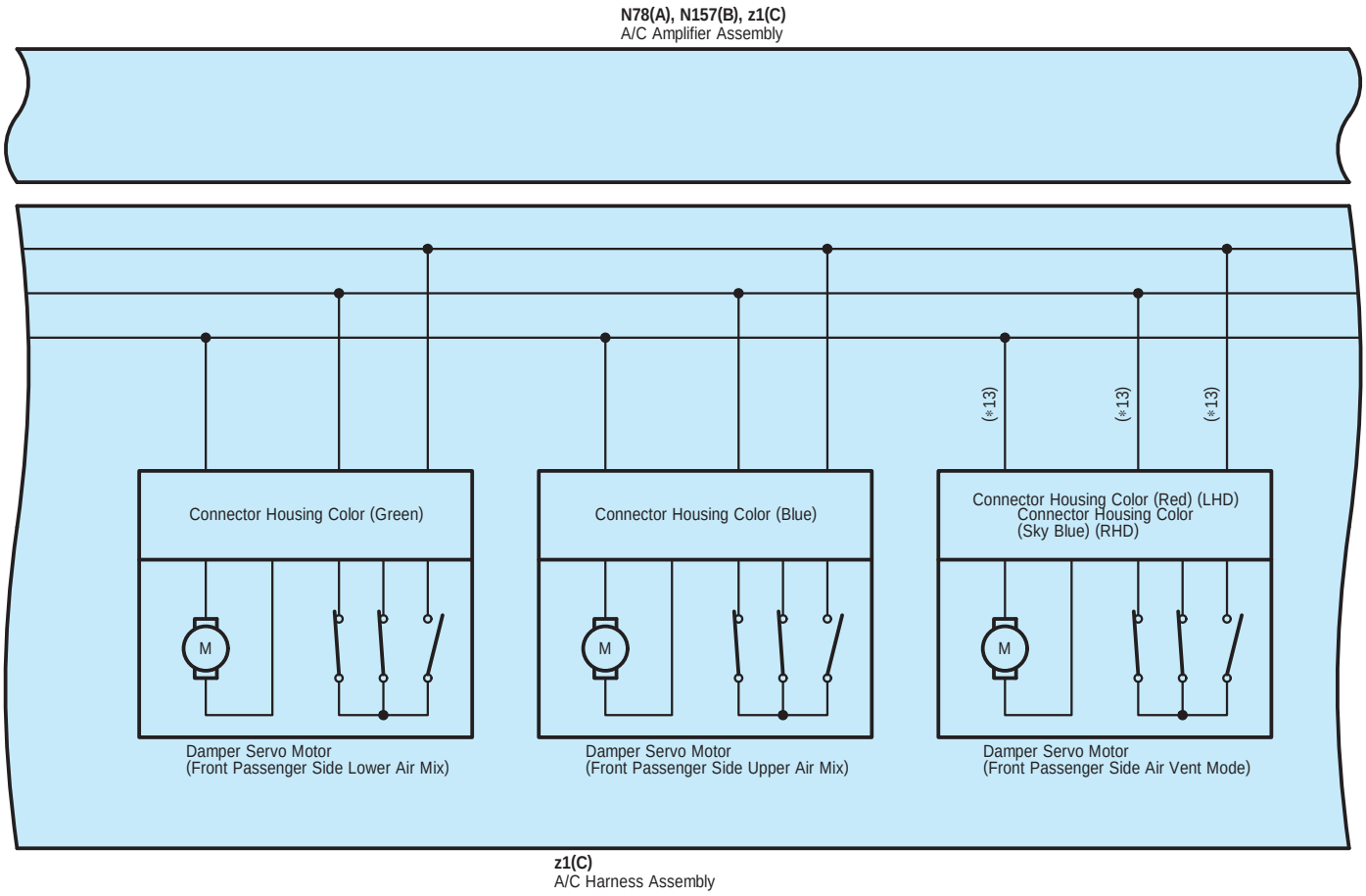
N78(A), N157(B), z1(C)
A/C Amplifier Assembly
(*13)
(*13)
(*13)
Connector Housing Color (Green)
Connector Housing Color (Blue)
Connector Housing Color (Red) (LHD)
Connector Housing Color
(Sky Blue) (RHD)
M
M
M
Damper Servo Motor
(Front Passenger Side Lower Air Mix)
Damper Servo Motor
(Front Passenger Side Upper Air Mix)
Damper Servo Motor
(Front Passenger Side Air Vent Mode)
z1(C)
A/C Harness Assembly

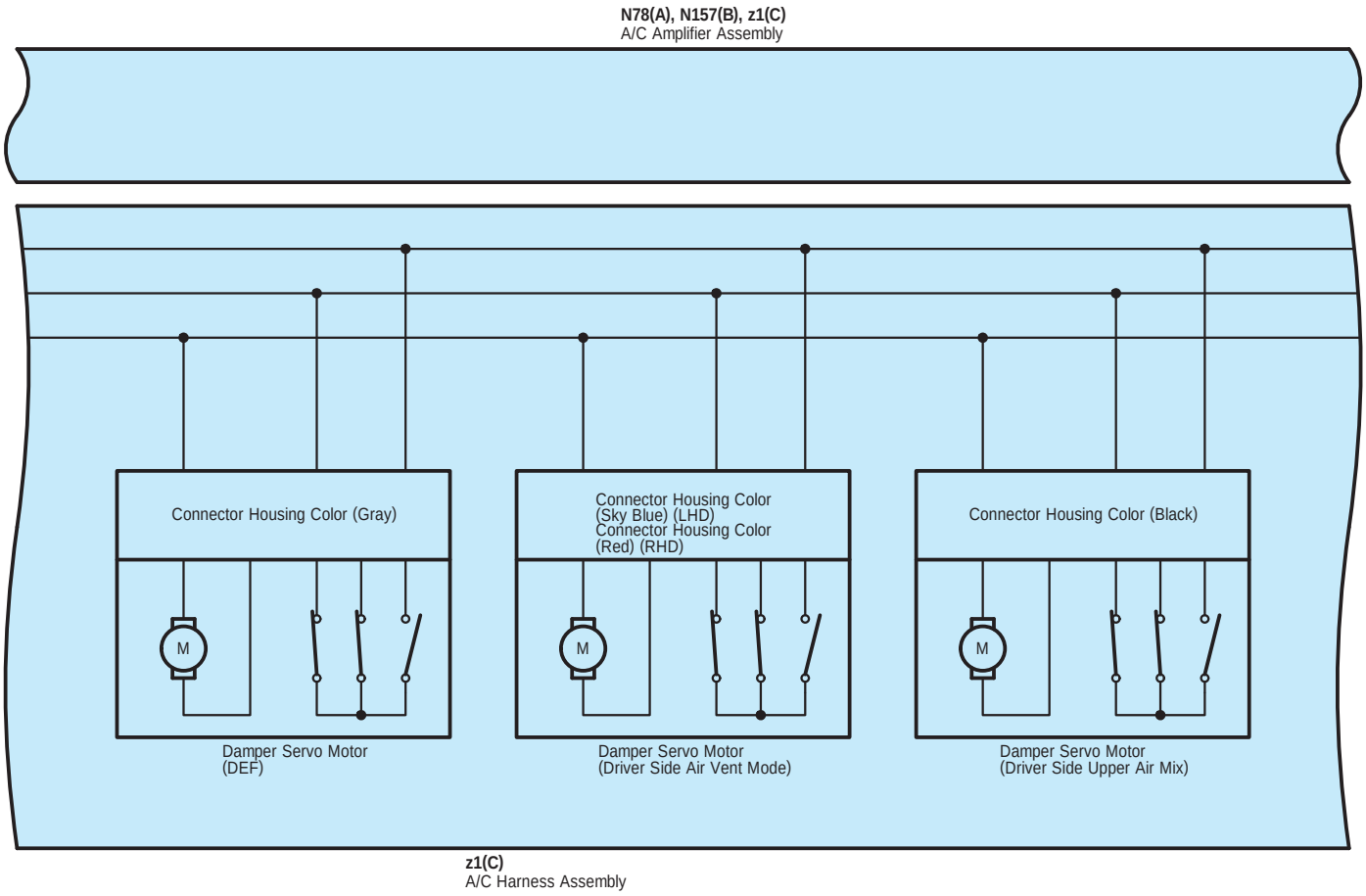
N78(A), N157(B), z1(C)
A/C Amplifier Assembly
Connector Housing Color (Gray)
Connector Housing Color (Sky Blue) (LHD) Connector Housing Color (Red) (RHD)
Connector Housing Color (Black)
M
M
M
Damper Servo Motor (DEF)
Damper Servo Motor (Driver Side Air Vent Mode)
Damper Servo Motor (Driver Side Upper Air Mix)
z1(C)
A/C Harness Assembly

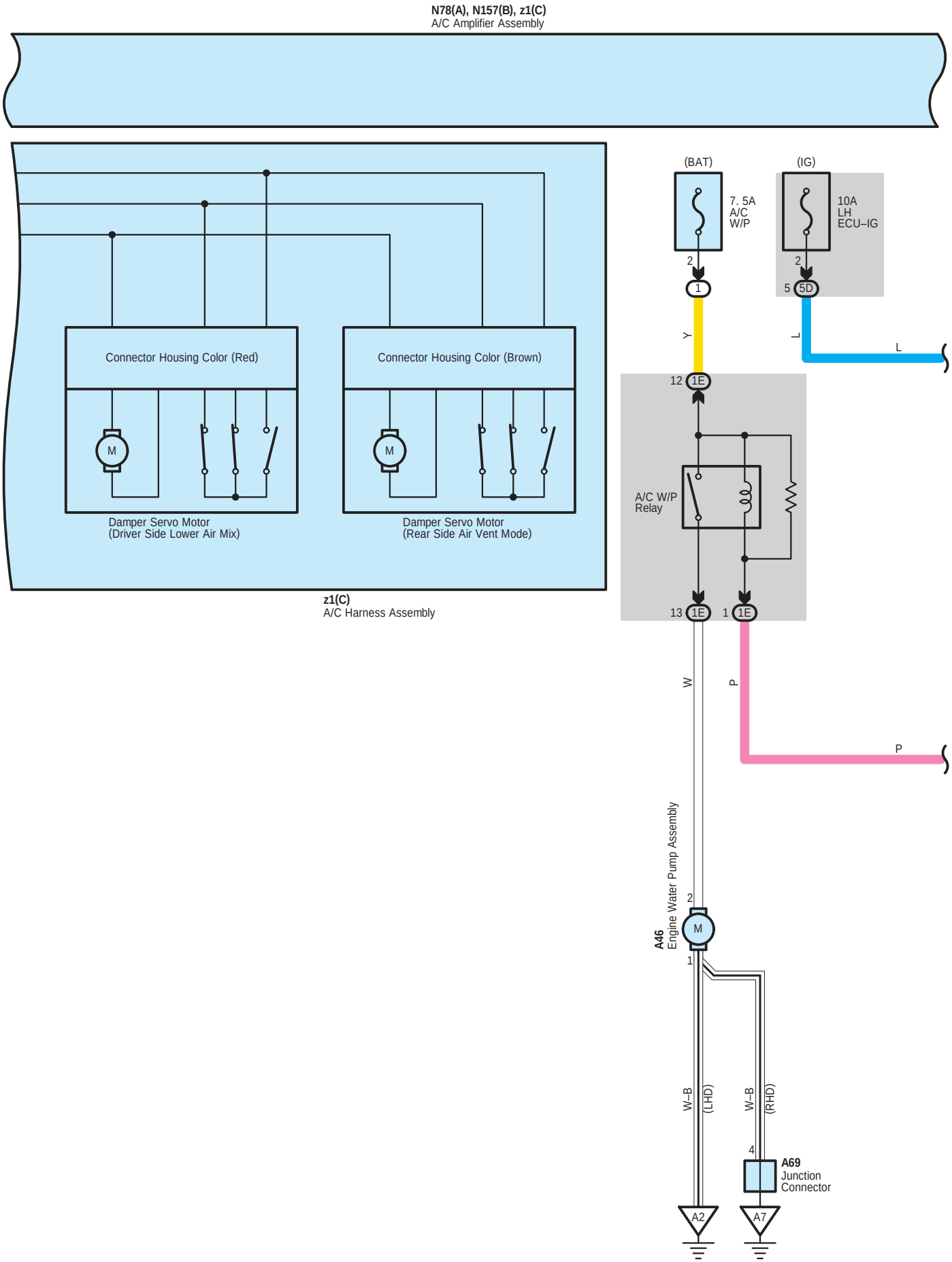
N78(A), N157(B), z1(C)
A/C Amplifier Assembly
Connector Housing Color (Red)
Connector Housing Color (Brown)
M
M
Damper Servo Motor
(Driver Side Lower Air Mix)
Damper Servo Motor
(Rear Side Air Vent Mode)
z1(C)
A/C Harness Assembly
(BAT)
7. 5A
A/C
W/P
(IG)
10A
LH
ECU–IG
2
1
2
5
5D
Y
L
L
12
1E
A/C W/P
Relay
13
1E
1
1E
W
P
P
A46
Engine Water Pump Assembly
2
M
1
W–B
(LHD)
W–B
(RHD)
4
A69
Junction
Connector
A2
A7

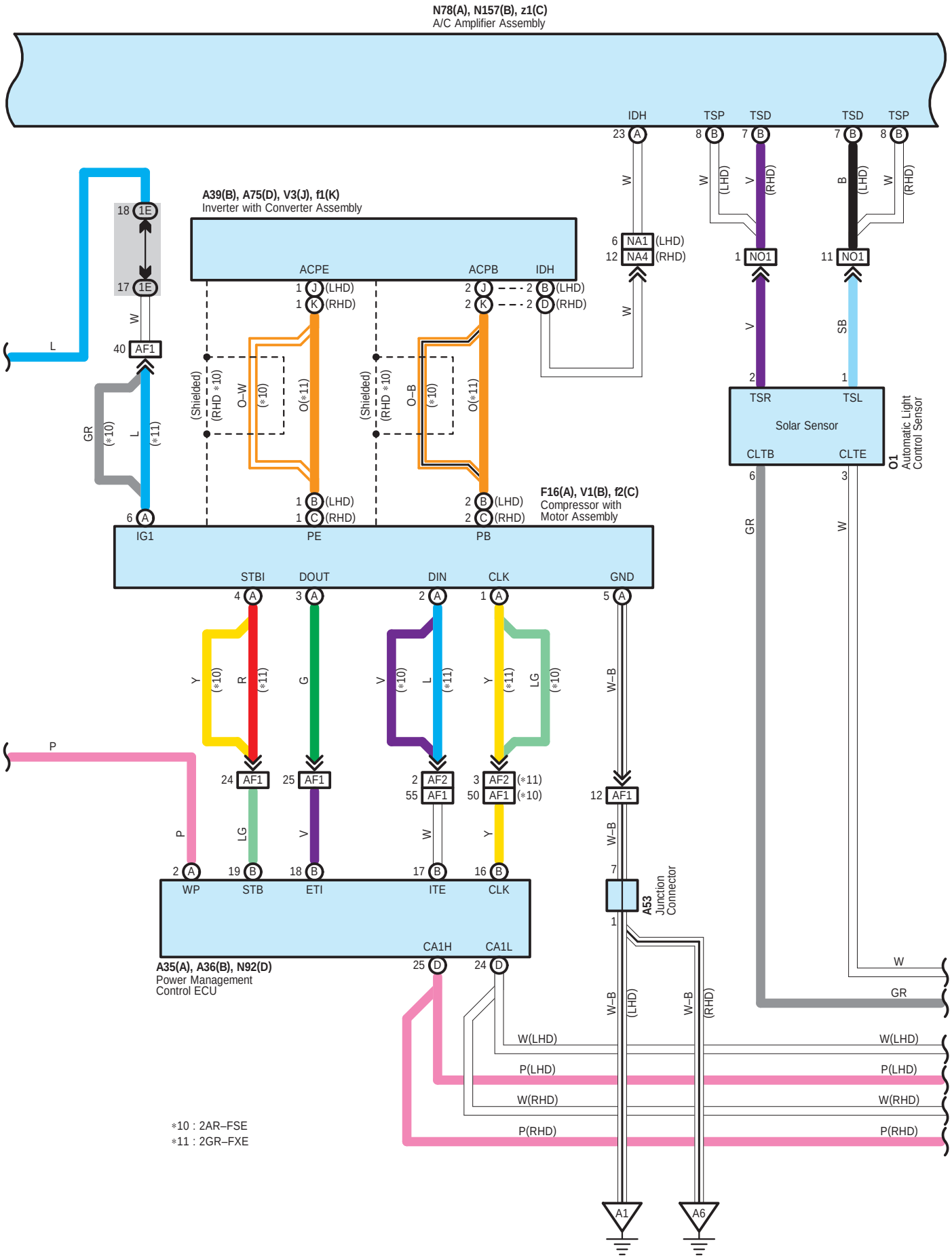
N78(A), N157(B), z1(C)
A/C Amplifier Assembly
IDH
TSP
TSD
A39(B), A75(D), V3(J), f1(K)
Inverter with Converter Assembly
ACPE
ACPB
NA1 (LHD)
NA4 (RHD)
NO1
AF1
(Shielded)
(RHD *10)
O–W
O–B
O(*11)
(*10)
(*11)
F16(A), V1(B), f2(C)
Compressor with
Motor Assembly
IG1
PE
PB
STBI
DOUT
DIN
CLK
GND
AF2
Solar Sensor
TSR
TSL
CLTB
CLTE
O1
Automatic Light
Control Sensor
A53
Junction
Connector
WP
STB
ETI
ITE
CA1H
CA1L
A35(A), A36(B), N92(D)
Power Management
Control ECU
W(LHD)
P(LHD)
W(RHD)
P(RHD)
A1
A6
*10 : 2AR–FSE
*11 : 2GR–FXE

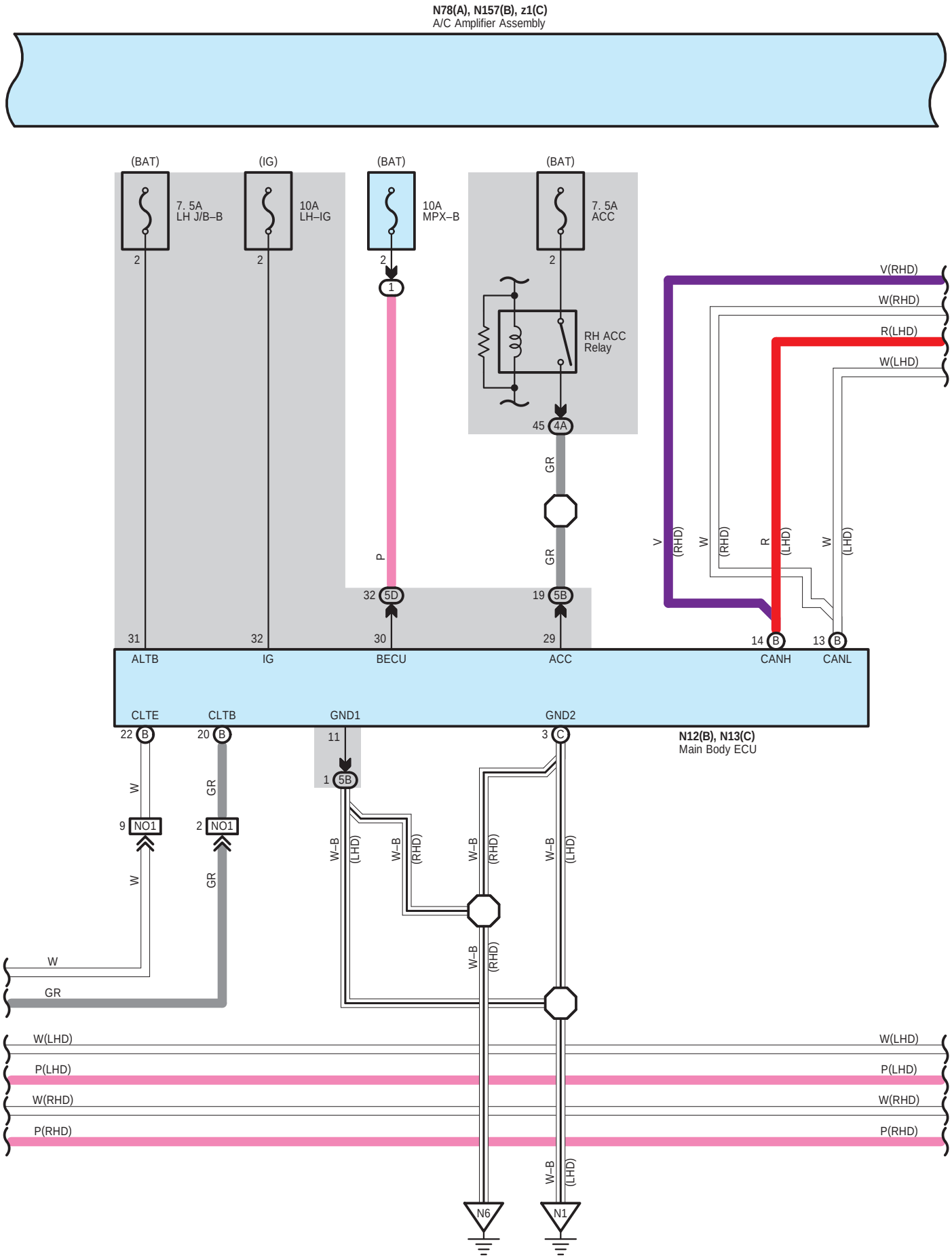
N78(A), N157(B), z1(C)
A/C Amplifier Assembly
(BAT)
7. 5A
LH J/B–B
(IG)
10A
LH–IG
(BAT)
10A
MPX–B
(BAT)
7. 5A
ACC
RH ACC
Relay
V(RHD)
W(RHD)
R(LHD)
W(LHD)
ALTB
IG
BECU
ACC
CANH
CANL
CLTE
CLTB
GND1
GND2
N12(B), N13(C)
Main Body ECU
NO1
W–B
W(LHD)
P(LHD)
W(RHD)
P(RHD)
N6
N1

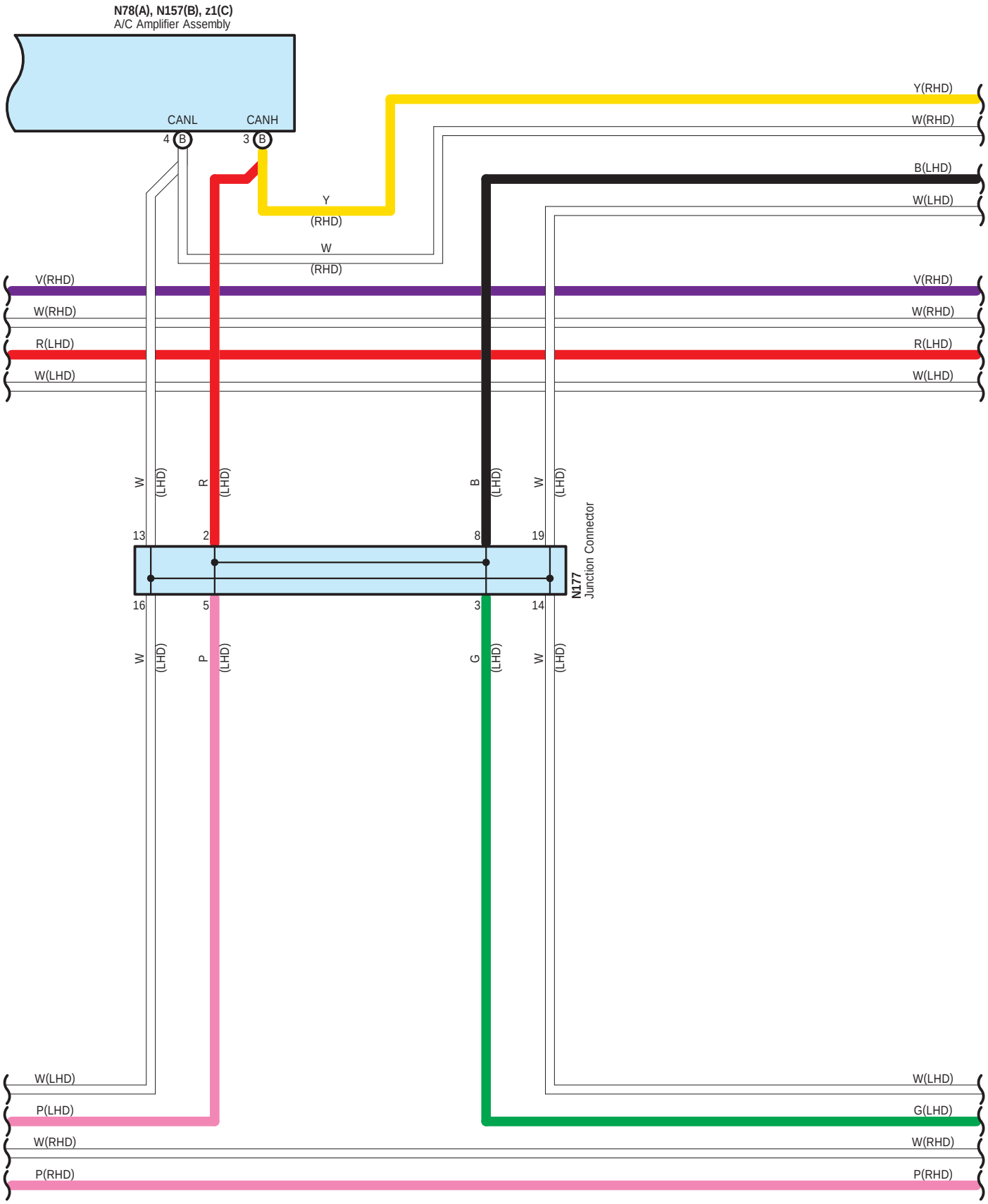
N78(A), N157(B), z1(C)
A/C Amplifier Assembly
CANL
CANH
4 B
3 B
Y
(RHD)
W
(RHD)
Y(RHD)
W(RHD)
B(LHD)
W(LHD)
V(RHD)
W(RHD)
R(LHD)
W(LHD)
V(RHD)
W(RHD)
R(LHD)
W(LHD)
W (LHD)
R (LHD)
B (LHD)
W (LHD)
13
2
8
19
16
5
3
14
N177
Junction Connector
W (LHD)
P (LHD)
G (LHD)
W (LHD)
W(LHD)
P(LHD)
W(RHD)
P(RHD)
W(LHD)
G(LHD)
W(RHD)
P(RHD)

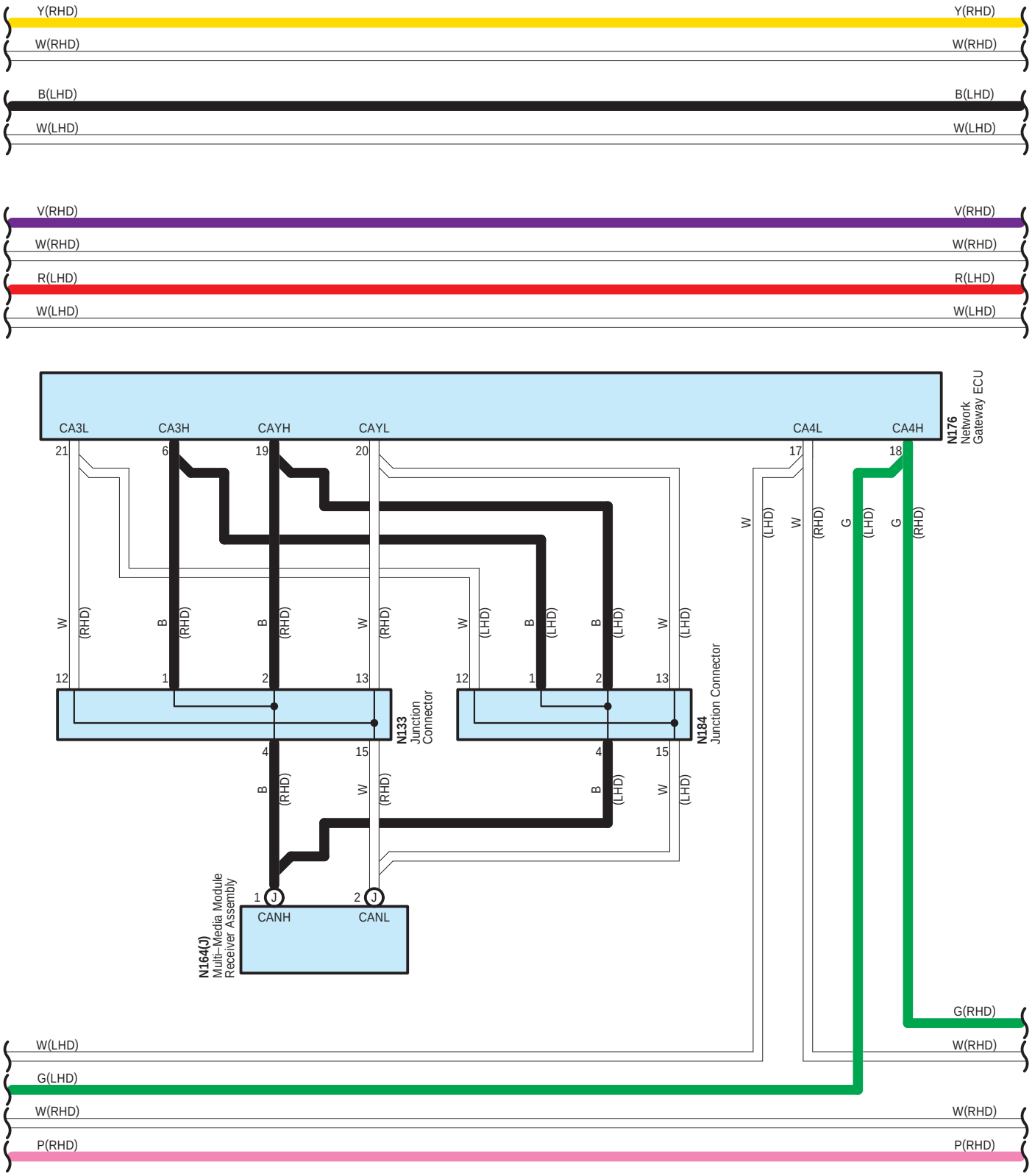
Y(RHD)
W(RHD)
B(LHD)
W(LHD)
V(RHD)
W(RHD)
R(LHD)
W(LHD)
CA3L
CA3H
CAYH
CAYL
CA4L
CA4H
N176
Network
Gateway ECU
N133
Junction
Connector
N184
Junction Connector
N164(J)
Multi-Media Module
Receiver Assembly
CANH
CANL
G(RHD)
W(LHD)
G(LHD)
W(RHD)
P(RHD)

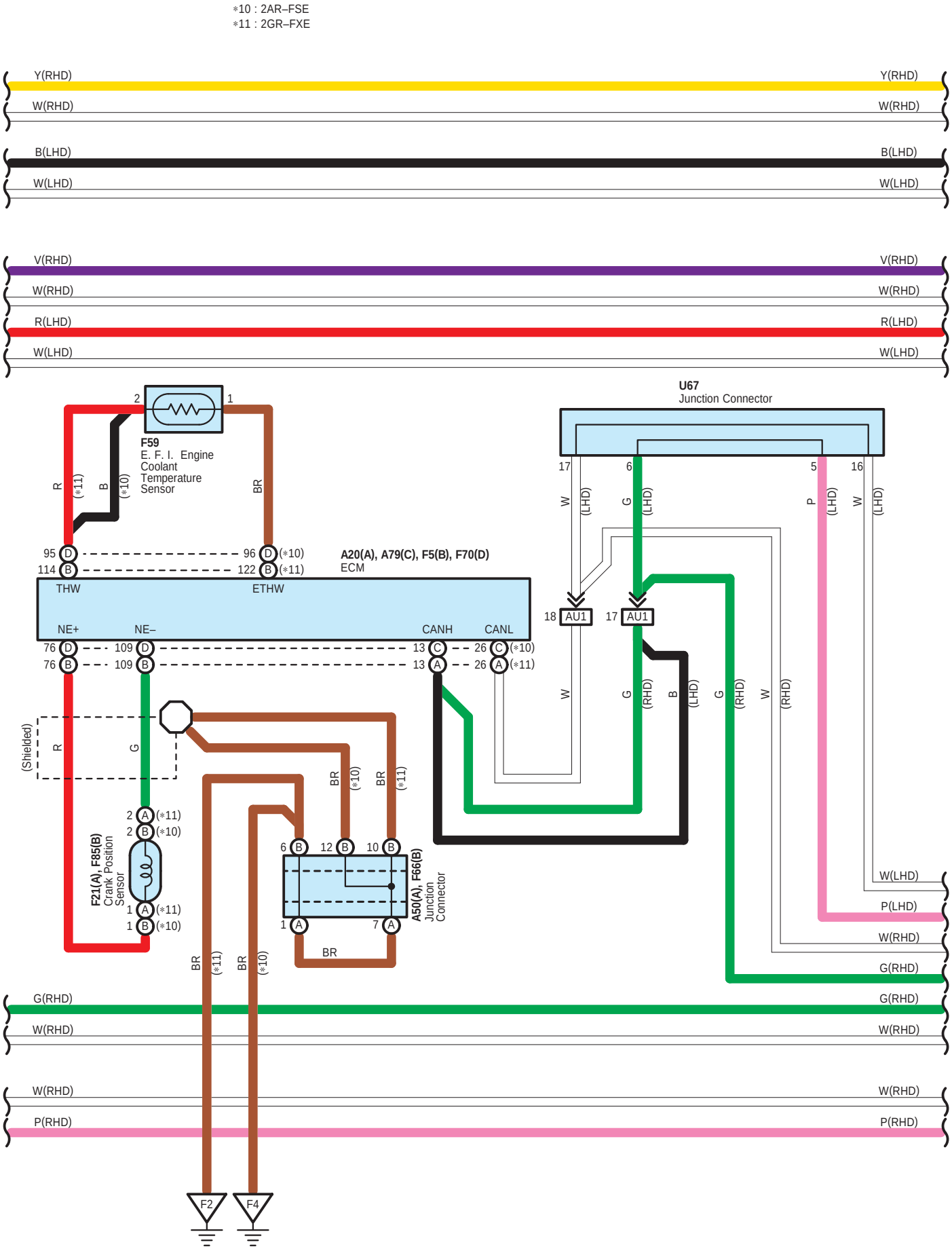
*10 : 2AR–FSE
*11 : 2GR–FXE
Y(RHD)
W(RHD)
B(LHD)
W(LHD)
V(RHD)
R(LHD)
F59
E. F. I. Engine Coolant Temperature Sensor
U67
Junction Connector
A20(A), A79(C), F5(B), F70(D)
ECM
THW
ETHW
NE+
NE–
CANH
CANL
AU1
(Shielded)
F21(A), F85(B)
Crank Position Sensor
A50(A), F66(B)
Junction Connector
P(LHD)
G(RHD)
P(RHD)
F2
F4

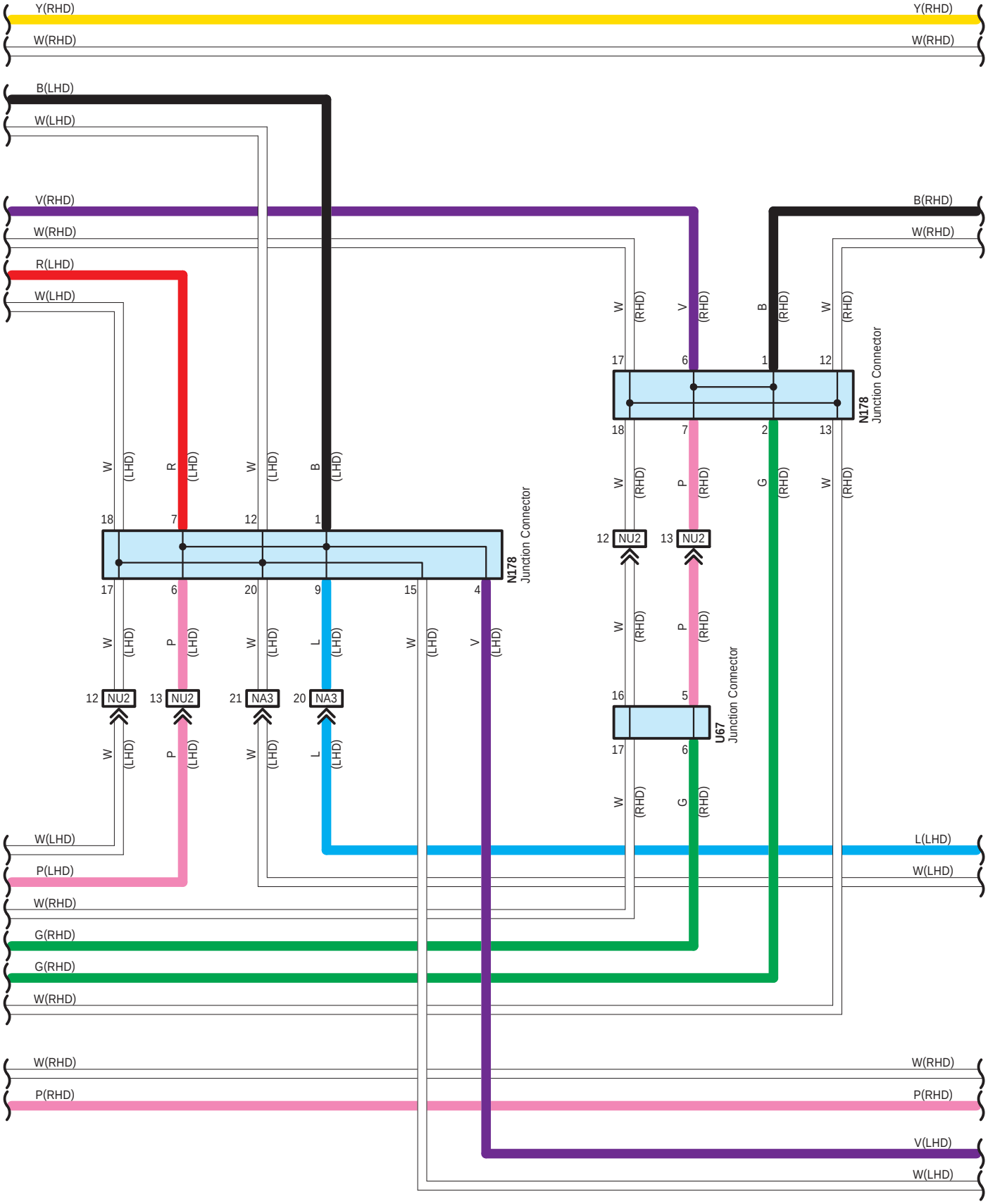
Y(RHD)
W(RHD)
B(LHD)
W(LHD)
V(RHD)
W(RHD)
R(LHD)
W(LHD)
B(RHD)
W(RHD)
N178
Junction Connector
U67
Junction Connector
NU2
NA3
W(LHD)
P(LHD)
W(RHD)
G(RHD)
G(RHD)
W(RHD)
L(LHD)
W(LHD)
W(RHD)
P(RHD)
V(LHD)
W(LHD)

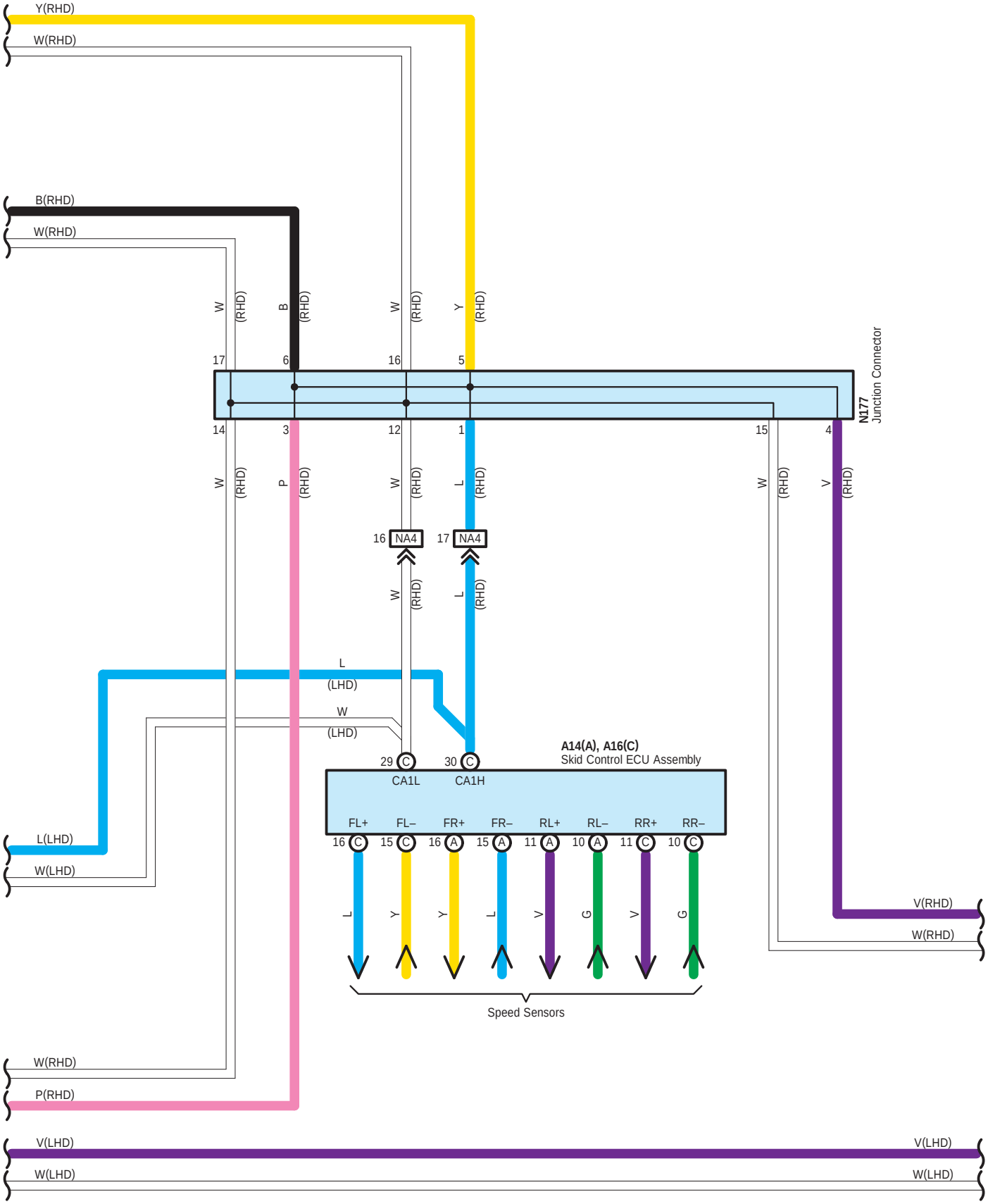
Y(RHD)
W(RHD)
B(RHD)
W(RHD)
W (RHD)
B (RHD)
W (RHD)
Y (RHD)
17
6
16
5
N177
Junction Connector
14
3
12
1
15
4
W (RHD)
P (RHD)
W (RHD)
L (RHD)
W (RHD)
V (RHD)
16 NA4
17 NA4
W (RHD)
L (RHD)
L
(LHD)
W
(LHD)
A14(A), A16(C)
Skid Control ECU Assembly
29 C
30 C
CA1L
CA1H
FL+
FL–
FR+
FR–
RL+
RL–
RR+
RR–
16 C
15 C
16 A
15 A
11 A
10 A
11 C
10 C
L
Y
Y
L
V
G
V
G
Speed Sensors
L(LHD)
W(LHD)
V(RHD)
W(RHD)
W(RHD)
P(RHD)
V(LHD)
W(LHD)
V(LHD)
W(LHD)

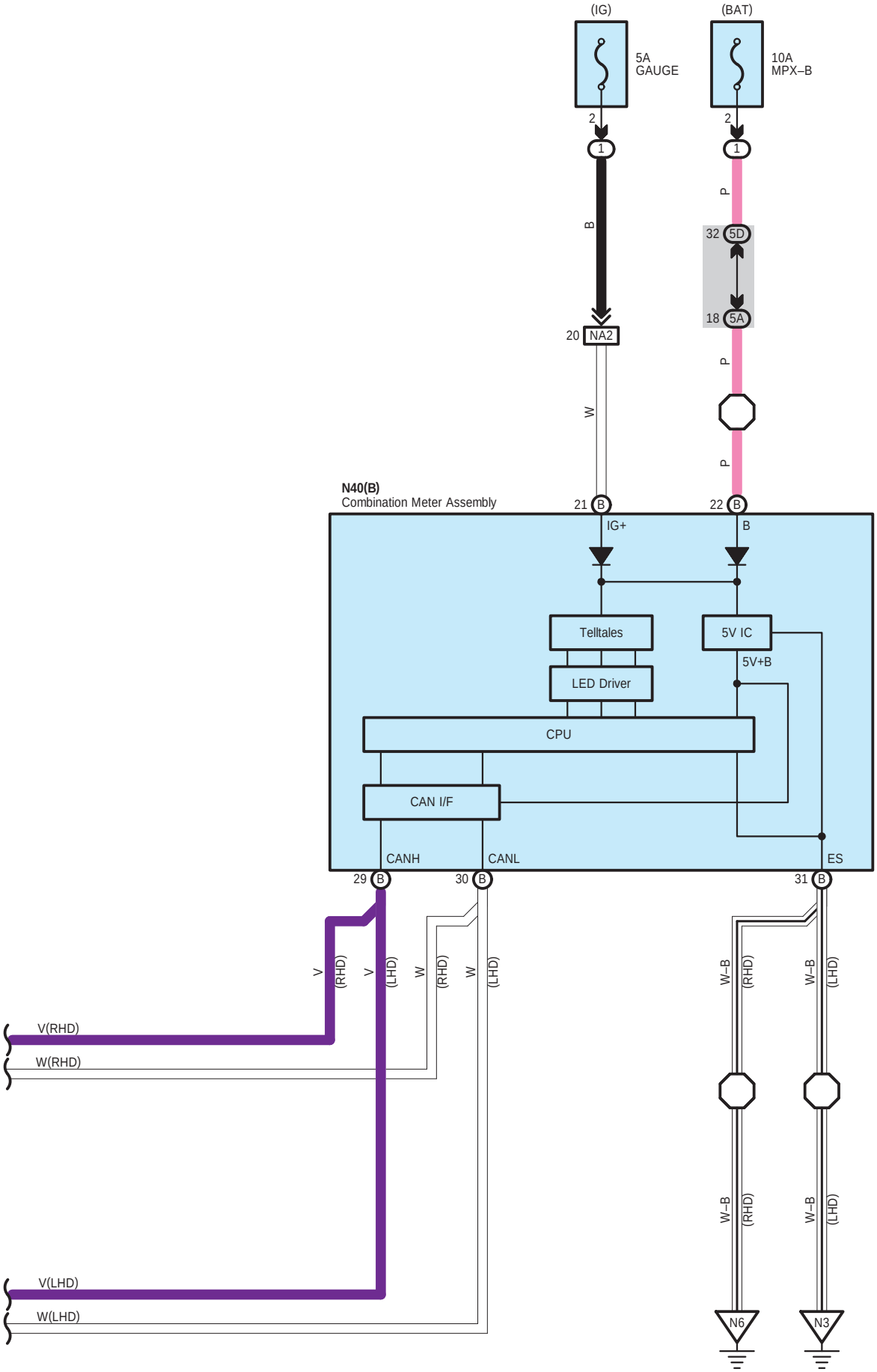
(IG)
(BAT)
5A
GAUGE
10A
MPX–B
2
1
B
P
32
5D
18
5A
20
NA2
W
N40(B)
Combination Meter Assembly
21
22
IG+
B
Telltales
5V IC
5V+B
LED Driver
CPU
CAN I/F
CANH
CANL
ES
29
30
31
V
(RHD)
(LHD)
W
W–B
V(RHD)
W(RHD)
V(LHD)
W(LHD)
N6
N3

A 14
Black

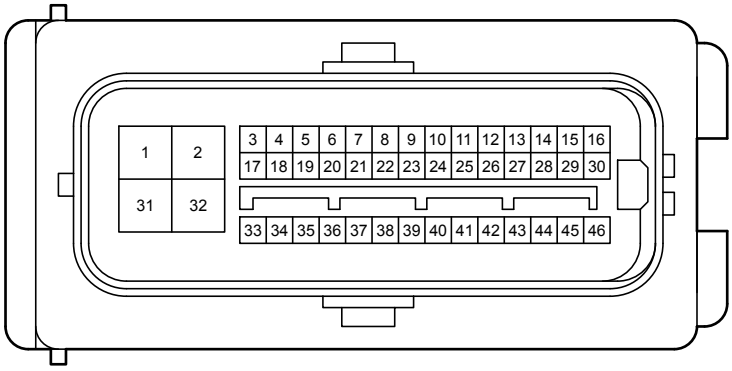

A 16
Gray

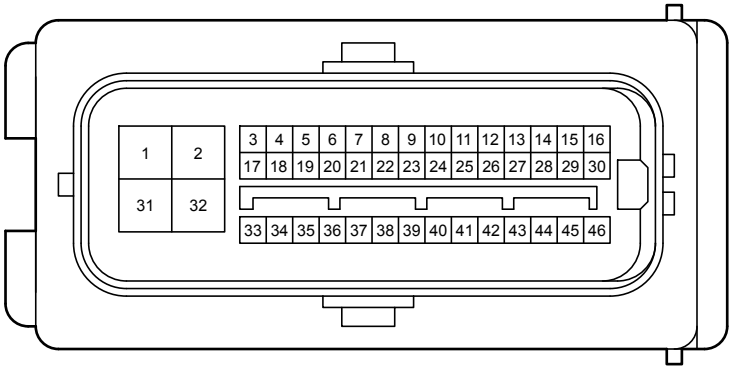

A 20
Black

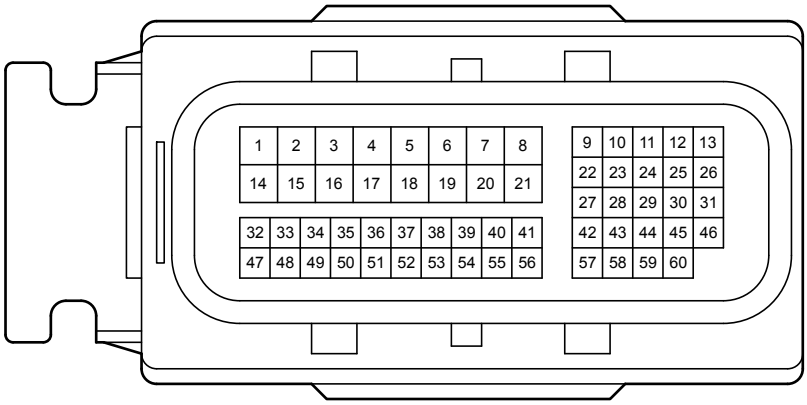

A 32
Black

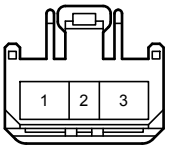

A 35
Gray

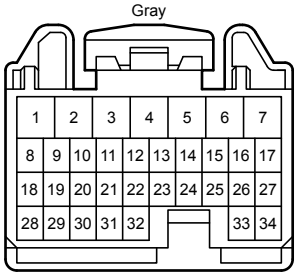

A 36
Gray

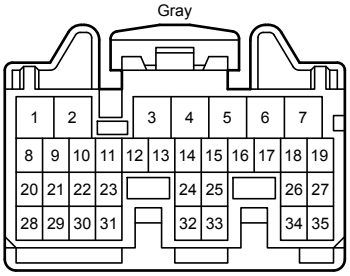

A 39
Black



A 46
Black

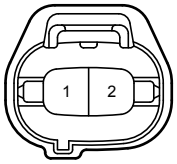

A 50
Gray



A 53
White

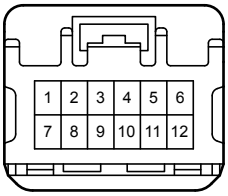

A 69
Gray



A 75
Black

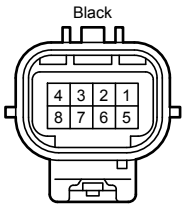

A 79
Black

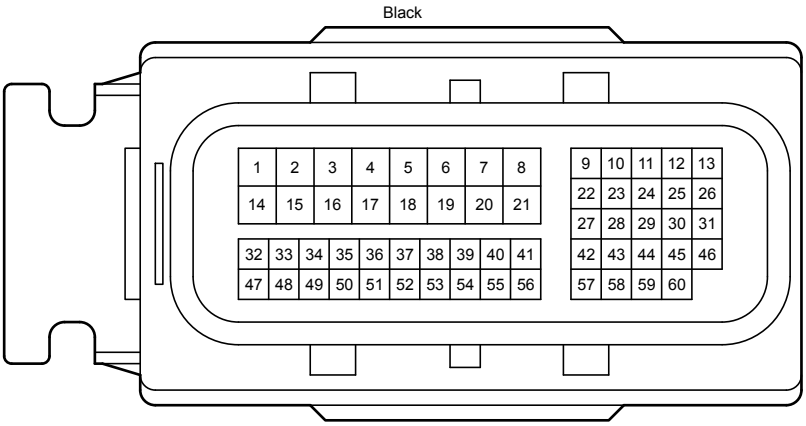

B 7
Black



B 8
Black

B 14
Black



F 5
Black

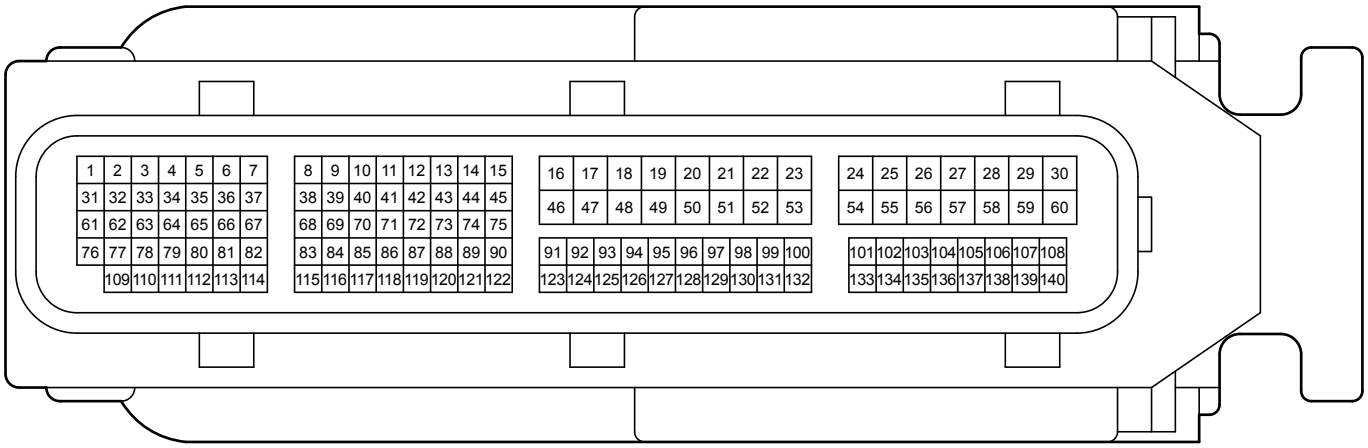

F 16
Black

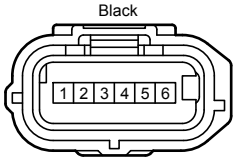

F 21
Black

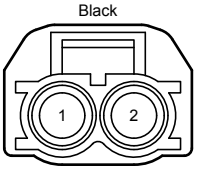

F 59
Gray

F 66
Gray

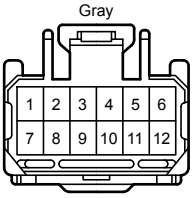

F 70
Black

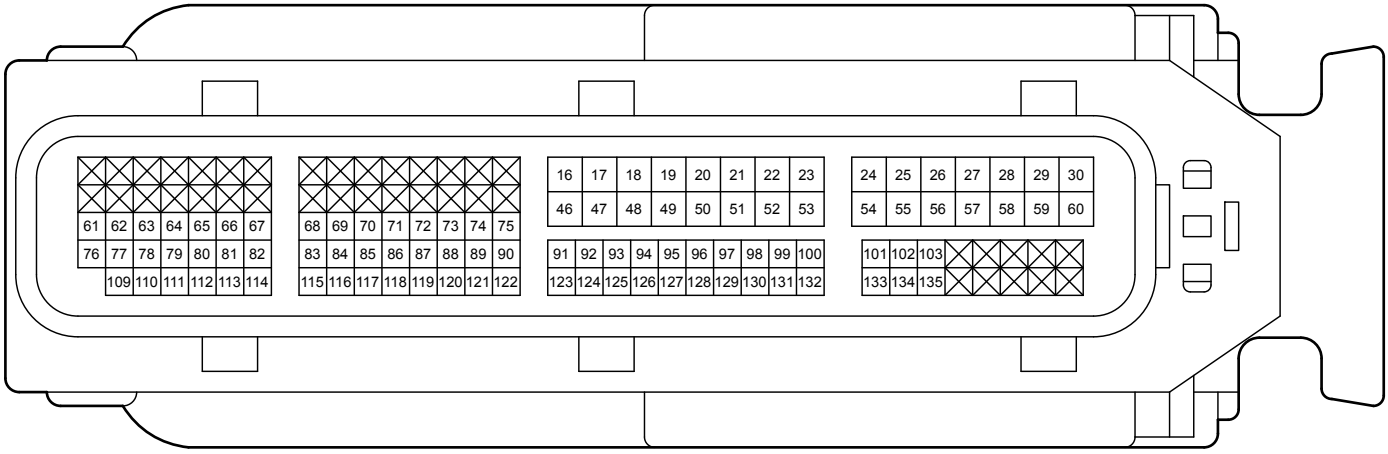

F 85
Black

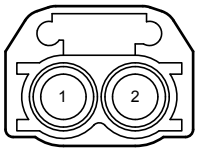

N 12
White

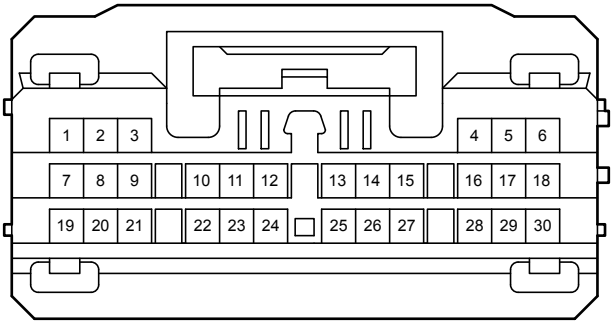

N 13
White

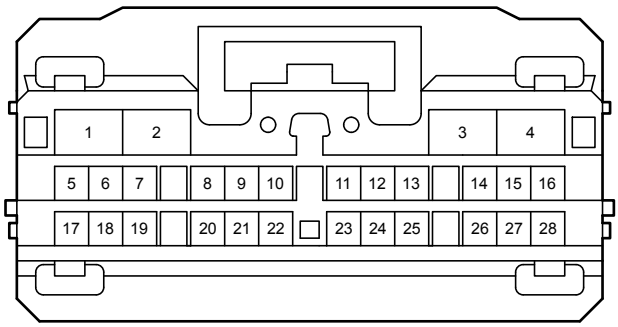

N 40
Black

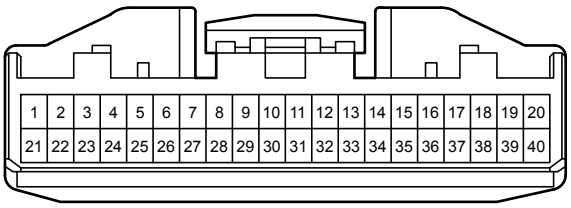

N 44
Black

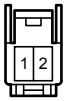

N 59
Black



N 70
White

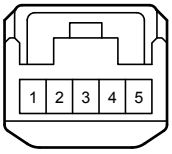

N 76
White

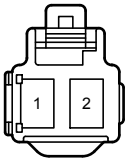

N 77
White

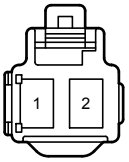

N 78
White

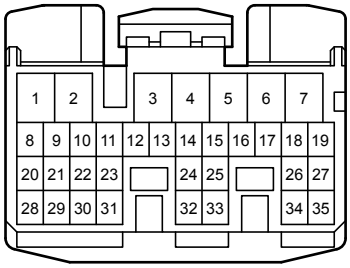

N 92
Gray

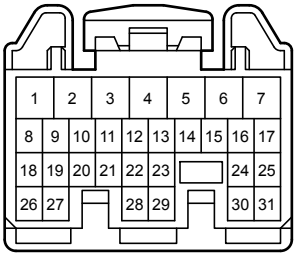

N133
Black

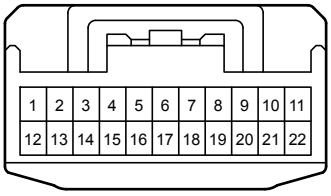

N157
White

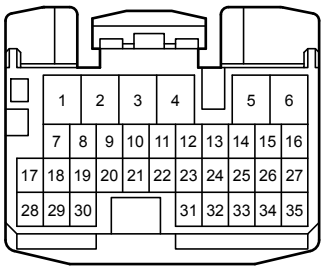

N164
White

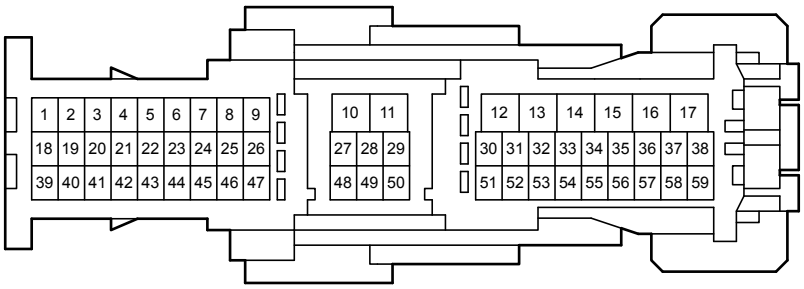

N176
Black

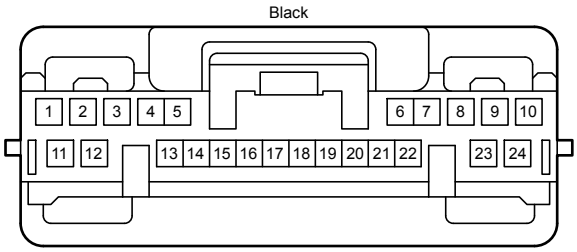

N177
Gray

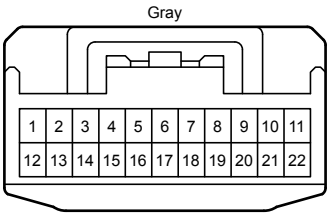

N178
Gray

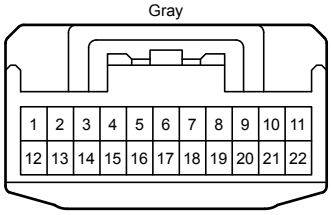

N184
Blue

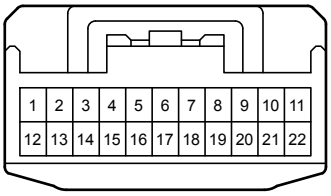

O 1
Blue

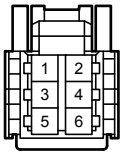

T 44
Blue



U 67
Gray

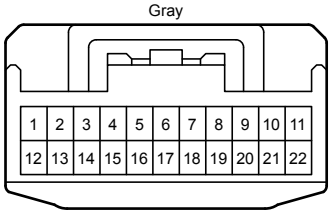

V 1
Orange

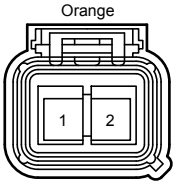

V 3
White



Z 1
White

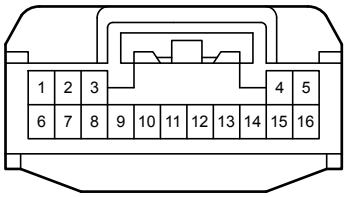

f 1
White

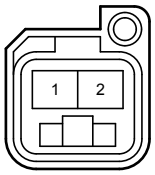

f 2
Orange

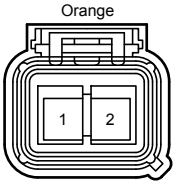

z 1
White

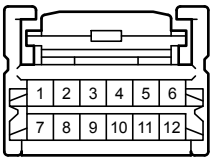

1E
White

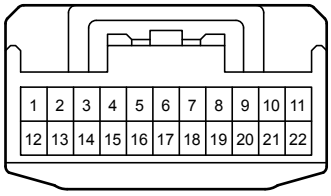

1F
White

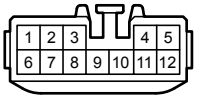

4A
White

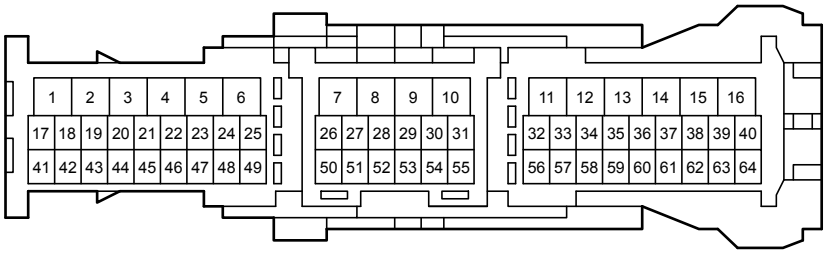

4C
White

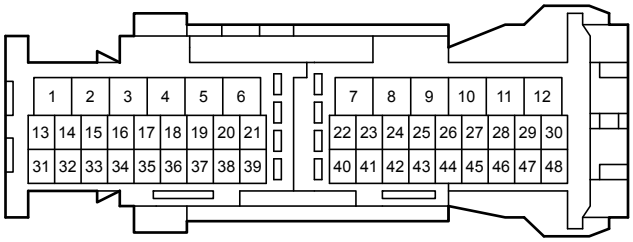

5A
White

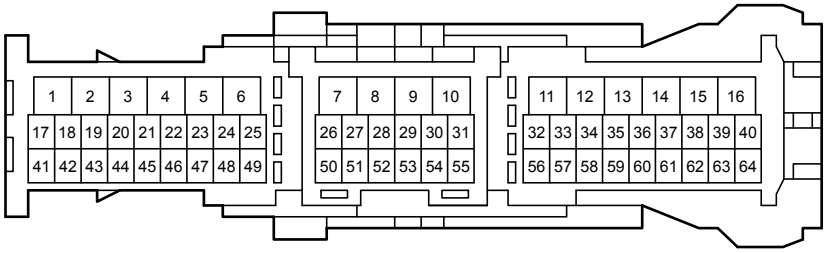

5B
White

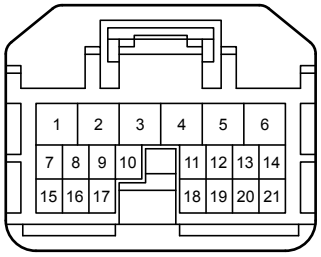

5D
White

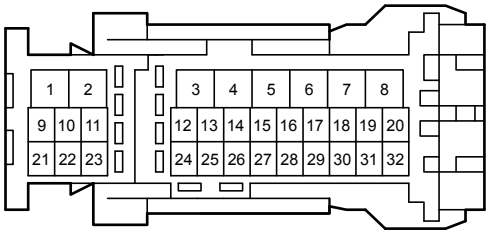

6A
White

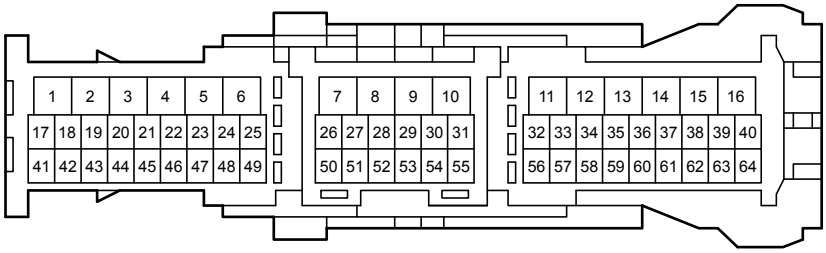

AF1
White

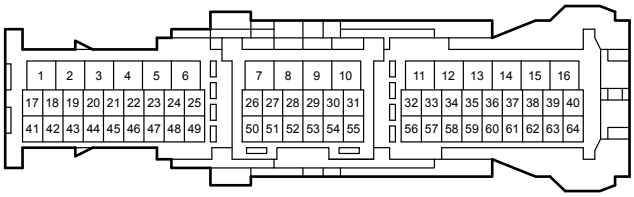

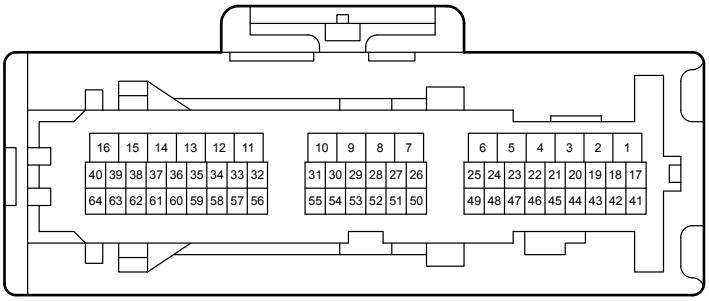

AF2
White

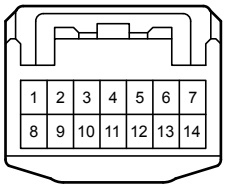

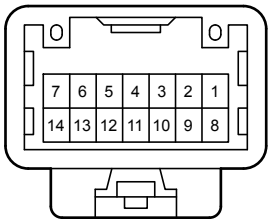

AU1
White

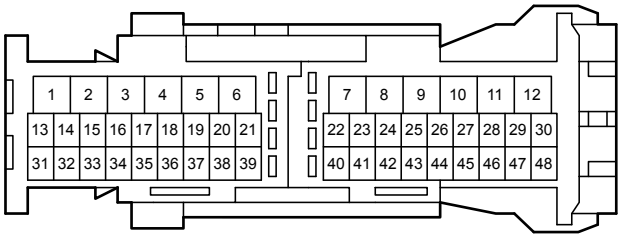

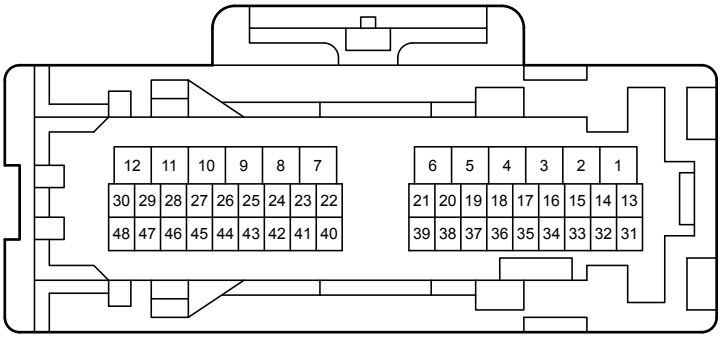

BA2
White

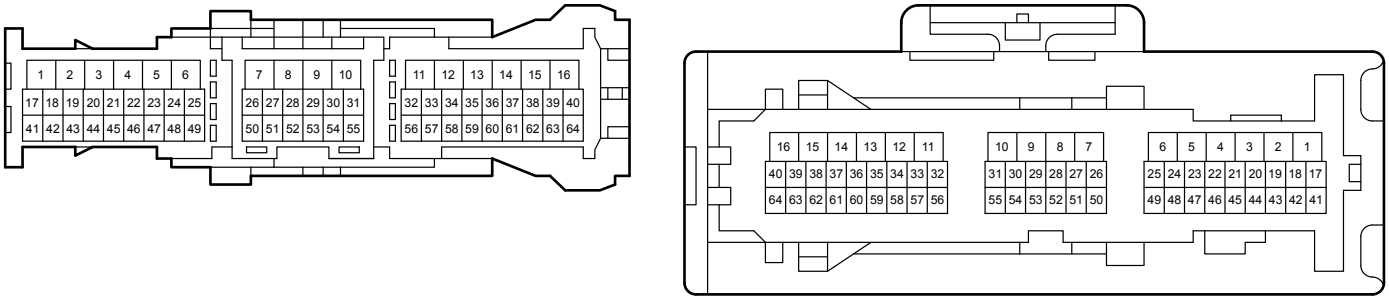

NA1
White

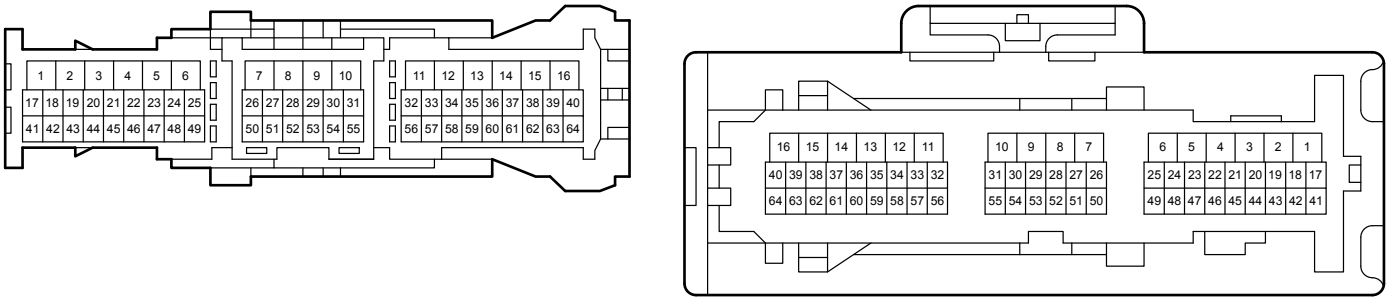

NA2
White

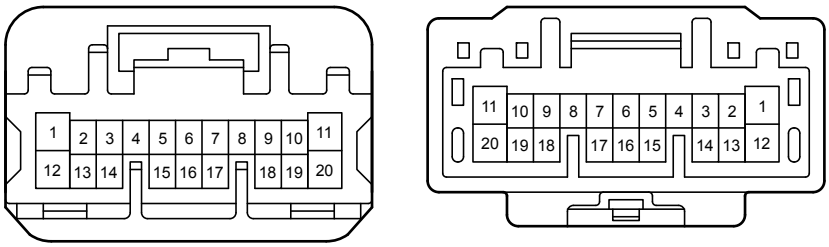

NA3
White

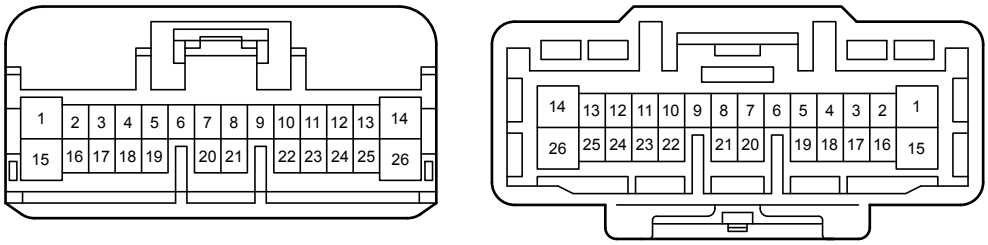

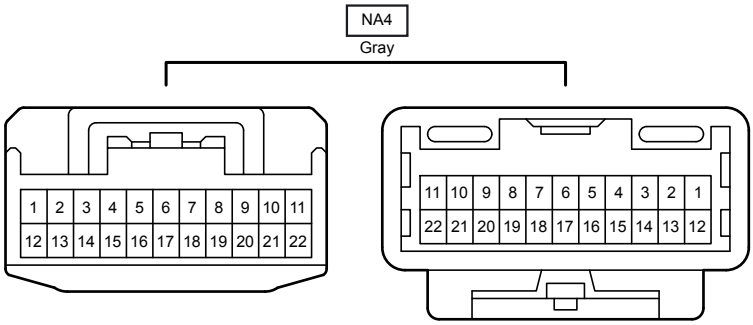
NA4
Gray
1 2 3 4 5 6 7 8 9 10 11
12 13 14 15 16 17 18 19 20 21 22
11 10 9 8 7 6 5 4 3 2 1
22 21 20 19 18 17 16 15 14 13 12

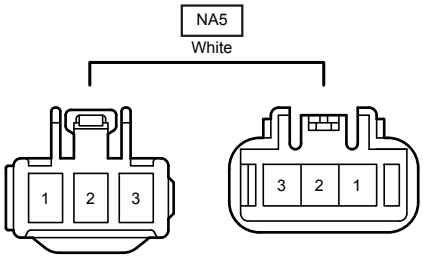
NA5
White
1 2 3
3 2 1

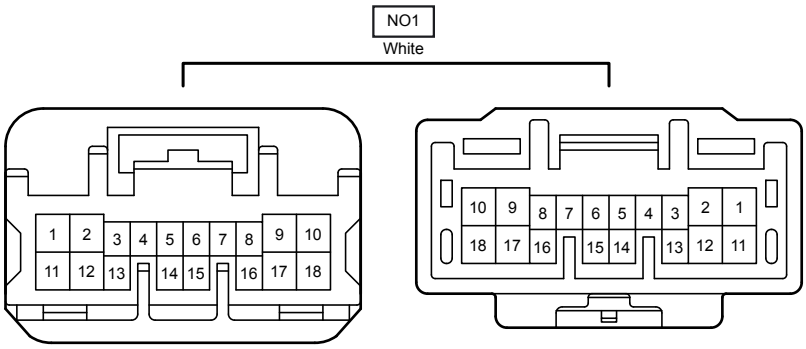
NO1
White
1 2 3 4 5 6 7 8 9 10
11 12 13 14 15 16 17 18
10 9 8 7 6 5 4 3 2 1
18 17 16 15 14 13 12 11

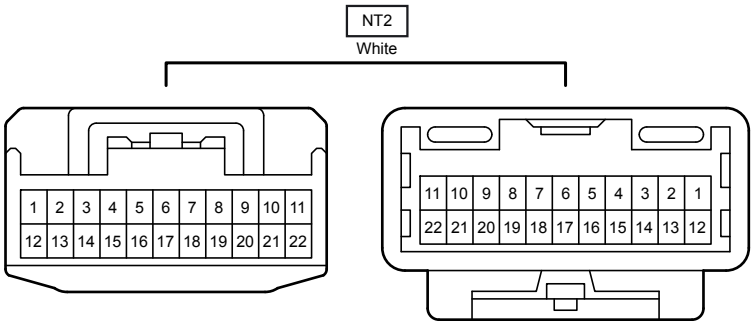
NT2
White
1 2 3 4 5 6 7 8 9 10 11
12 13 14 15 16 17 18 19 20 21 22
11 10 9 8 7 6 5 4 3 2 1
22 21 20 19 18 17 16 15 14 13 12

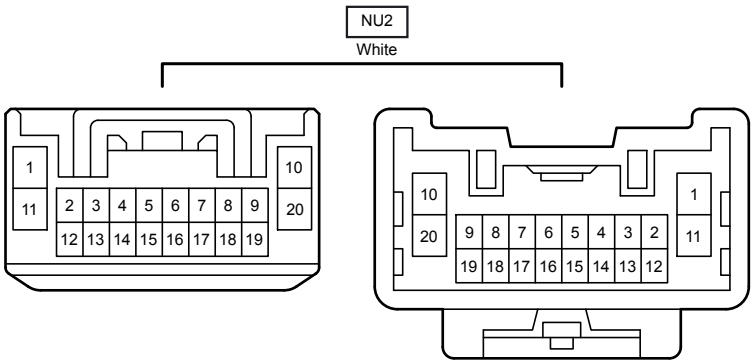
NU2
White
1 10
11 2 3 4 5 6 7 8 9 20
12 13 14 15 16 17 18 19
10 1
20 9 8 7 6 5 4 3 2 11
19 18 17 16 15 14 13 12

TU1
White

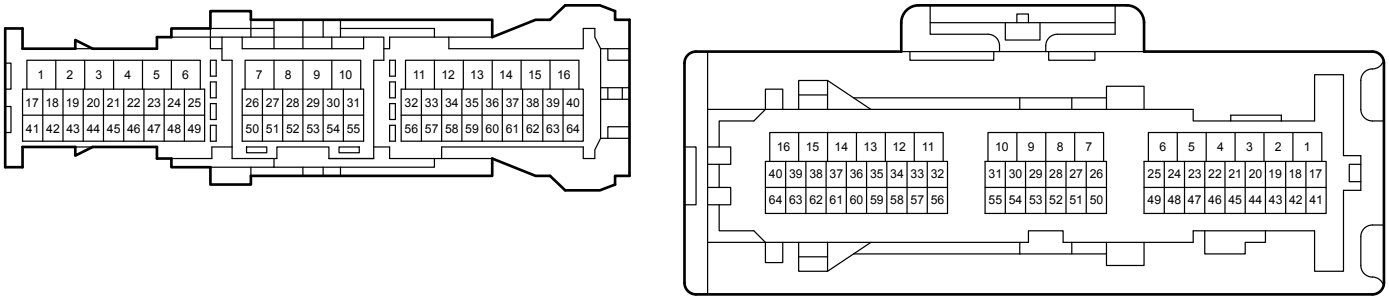

Te1
White

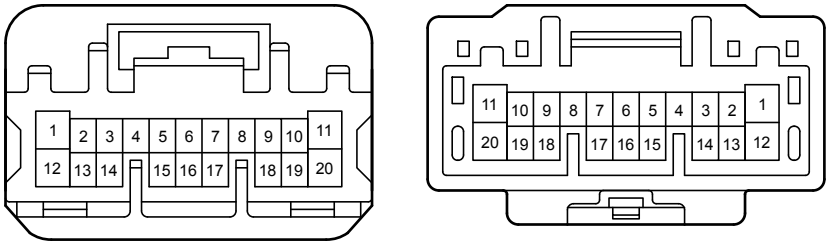
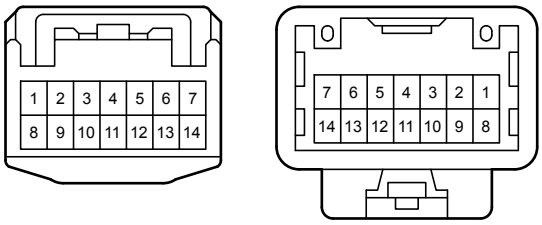
eZ1
White