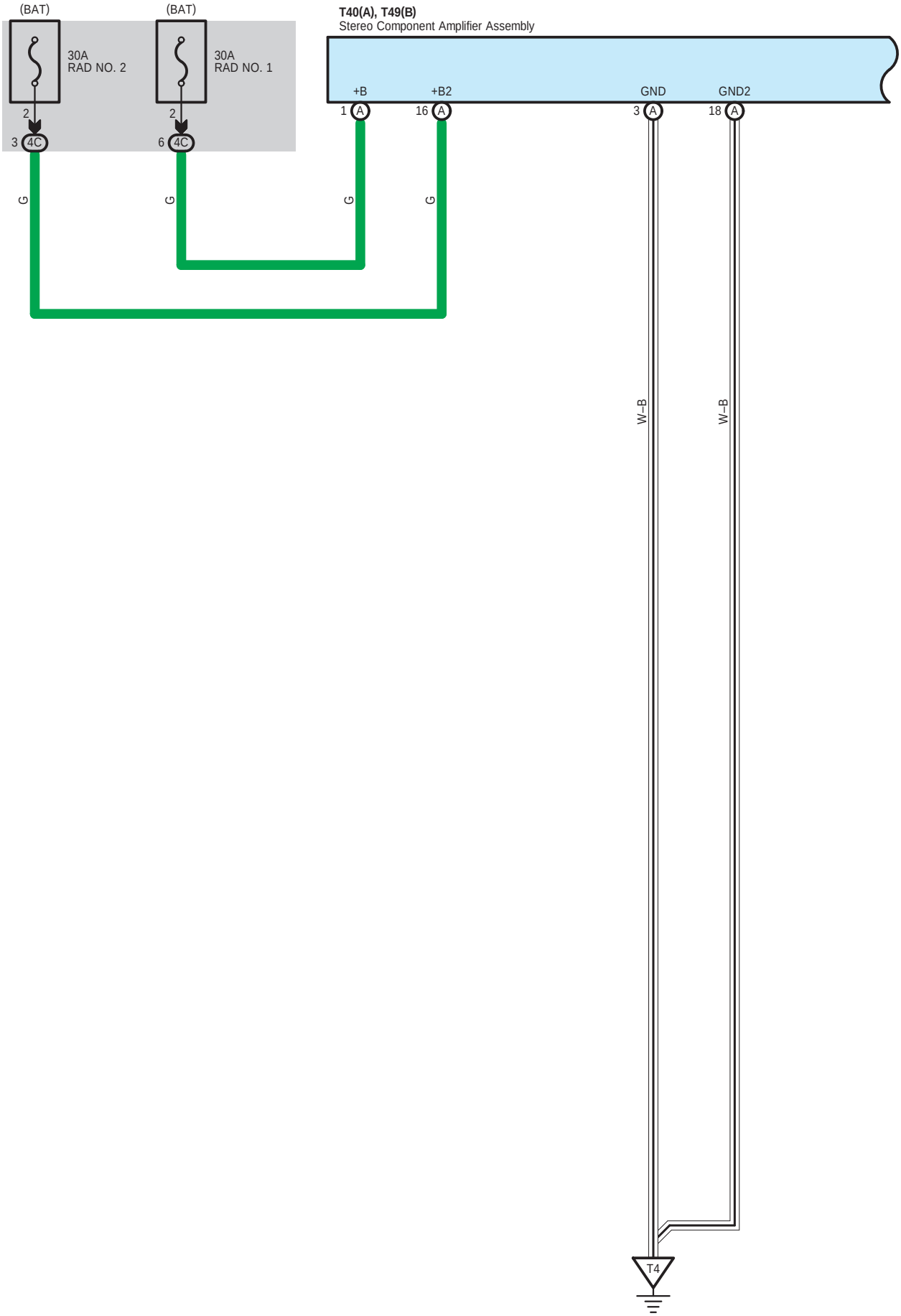
(BAT)
30A
RAD NO. 2
2
3 4C
(BAT)
30A
RAD NO. 1
2
6 4C
T40(A), T49(B)
Stereo Component Amplifier Assembly
+B
1 A
+B2
16 A
GND
3 A
GND2
18 A
G
G
G
G
W–B
W–B
T4

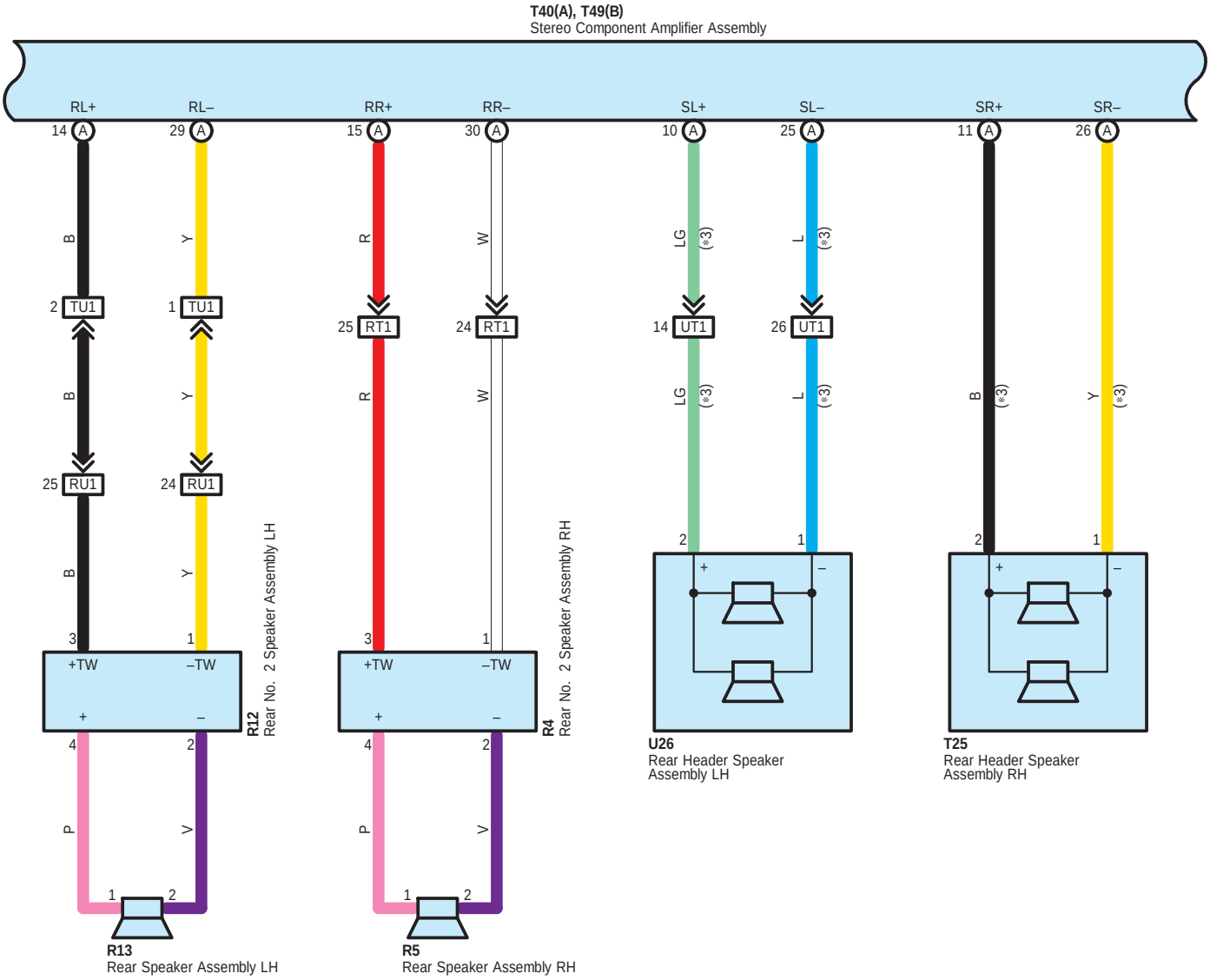
T40(A), T49(B)
Stereo Component Amplifier Assembly
RL+
RL–
RR+
RR–
SL+
SL–
SR+
SR–
14 A
29 A
15 A
30 A
10 A
25 A
11 A
26 A
B
Y
R
W
LG
L
B
Y
(*3)
2 TU1
1 TU1
25 RT1
24 RT1
14 UT1
26 UT1
25 RU1
24 RU1
3
1
+TW
–TW
+
–
4
2
P
V
R12
Rear No. 2 Speaker Assembly LH
R4
Rear No. 2 Speaker Assembly RH
R13
Rear Speaker Assembly LH
R5
Rear Speaker Assembly RH
U26
Rear Header Speaker Assembly LH
T25
Rear Header Speaker Assembly RH

∗ 3 : 17 Speaker

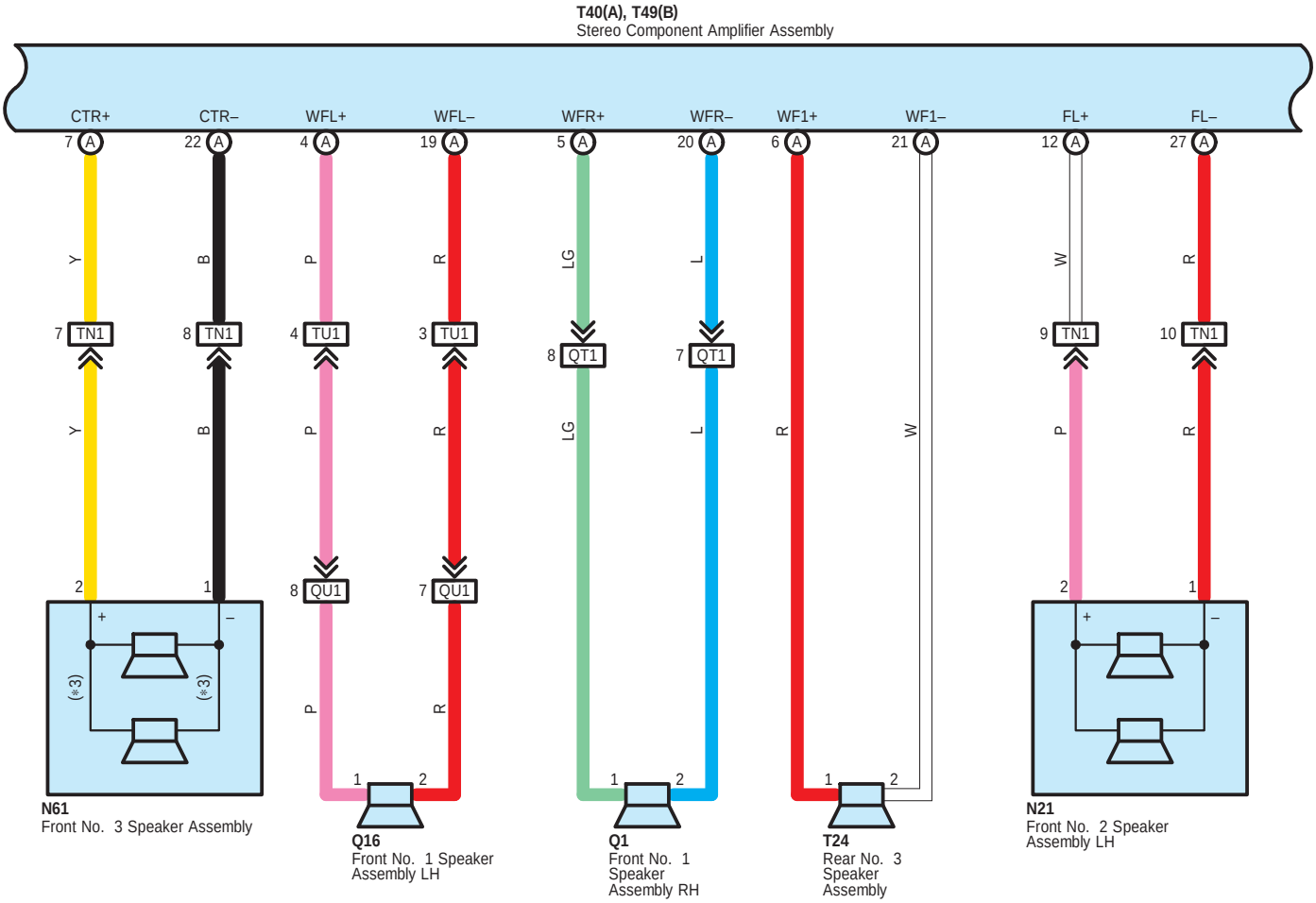
T40(A), T49(B)
Stereo Component Amplifier Assembly
CTR+
CTR–
WFL+
WFL–
WFR+
WFR–
WF1+
WF1–
FL+
FL–
7 A
22 A
4 A
19 A
5 A
20 A
6 A
21 A
12 A
27 A
Y
B
P
R
LG
L
W
R
7 TN1
8 TN1
4 TU1
3 TU1
8 QT1
7 QT1
9 TN1
10 TN1
Y
B
P
R
LG
L
R
W
P
R
2
1
8 QU1
7 QU1
+
–
(*3)
(*3)
P
R
1
2
1
2
1
2
1
2
N61
Front No. 3 Speaker Assembly
Q16
Front No. 1 Speaker Assembly LH
Q1
Front No. 1 Speaker Assembly RH
T24
Rear No. 3 Speaker Assembly
N21
Front No. 2 Speaker Assembly LH

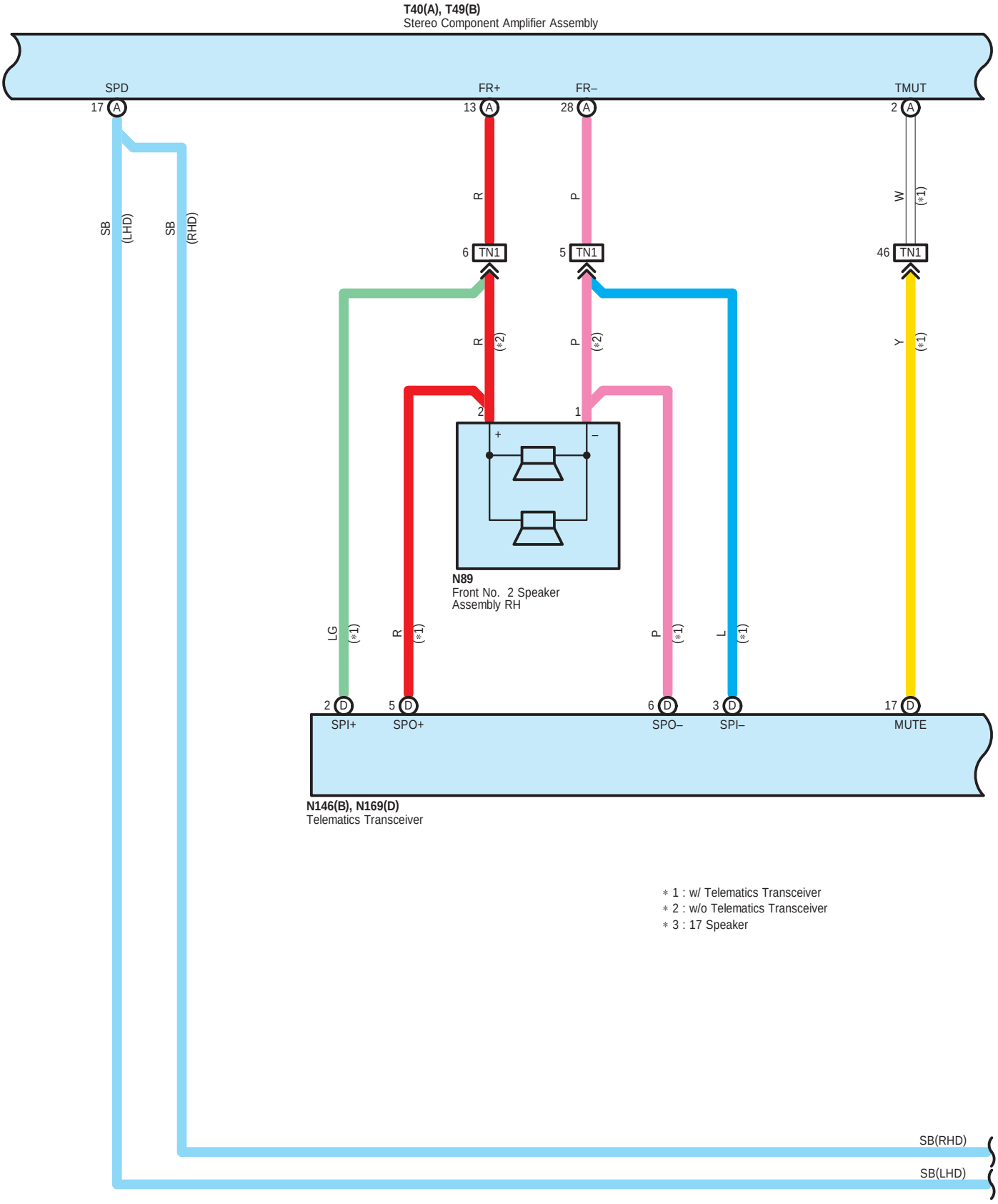
T40(A), T49(B)
Stereo Component Amplifier Assembly
SPD
FR+
FR–
TMUT
17 A
13 A
28 A
2 A
SB (LHD)
SB (RHD)
R
P
W (*1)
6 TN1
5 TN1
46 TN1
R (*2)
P (*2)
Y (*1)
2
1
+
–
N89
Front No. 2 Speaker
Assembly RH
LG (*1)
R (*1)
P (*1)
L (*1)
2 D
5 D
6 D
3 D
17 D
SPI+
SPO+
SPO–
SPI–
MUTE
N146(B), N169(D)
Telematics Transceiver
* 1 : w/ Telematics Transceiver
* 2 : w/o Telematics Transceiver
* 3 : 17 Speaker
SB(RHD)
SB(LHD)

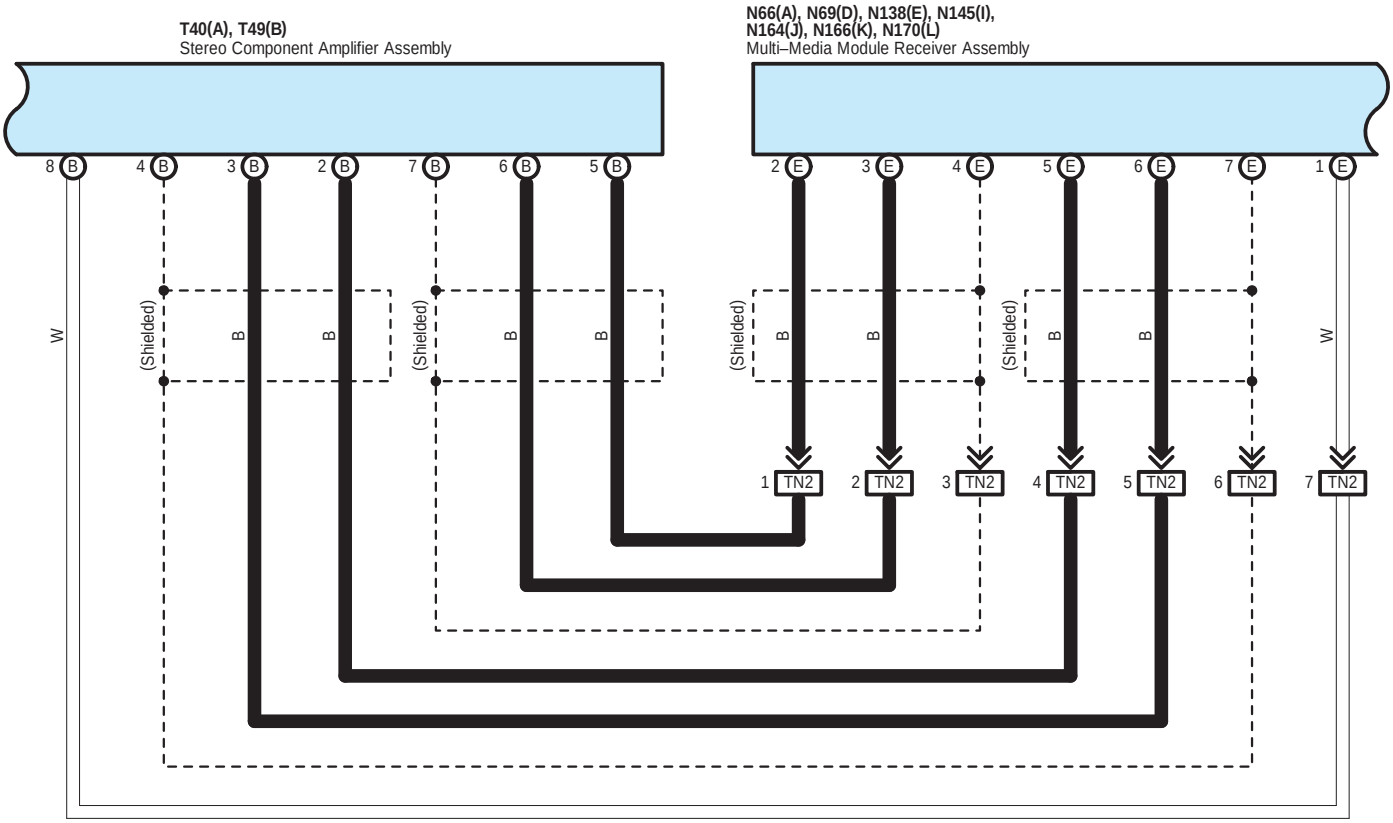
T40(A), T49(B)
Stereo Component Amplifier Assembly
N66(A), N69(D), N138(E), N145(I),
N164(J), N166(K), N170(L)
Multi–Media Module Receiver Assembly
8 B
4 B
3 B
2 B
7 B
6 B
5 B
2 E
3 E
4 E
5 E
6 E
7 E
1 E
W
(Shielded)
B
B
(Shielded)
B
B
(Shielded)
B
B
(Shielded)
B
B
W
1 TN2
2 TN2
3 TN2
4 TN2
5 TN2
6 TN2
7 TN2

N146(B), N169(D)
Telematics Transceiver

SB(RHD)
SB(RHD)
SB(LHD)
SB(LHD)

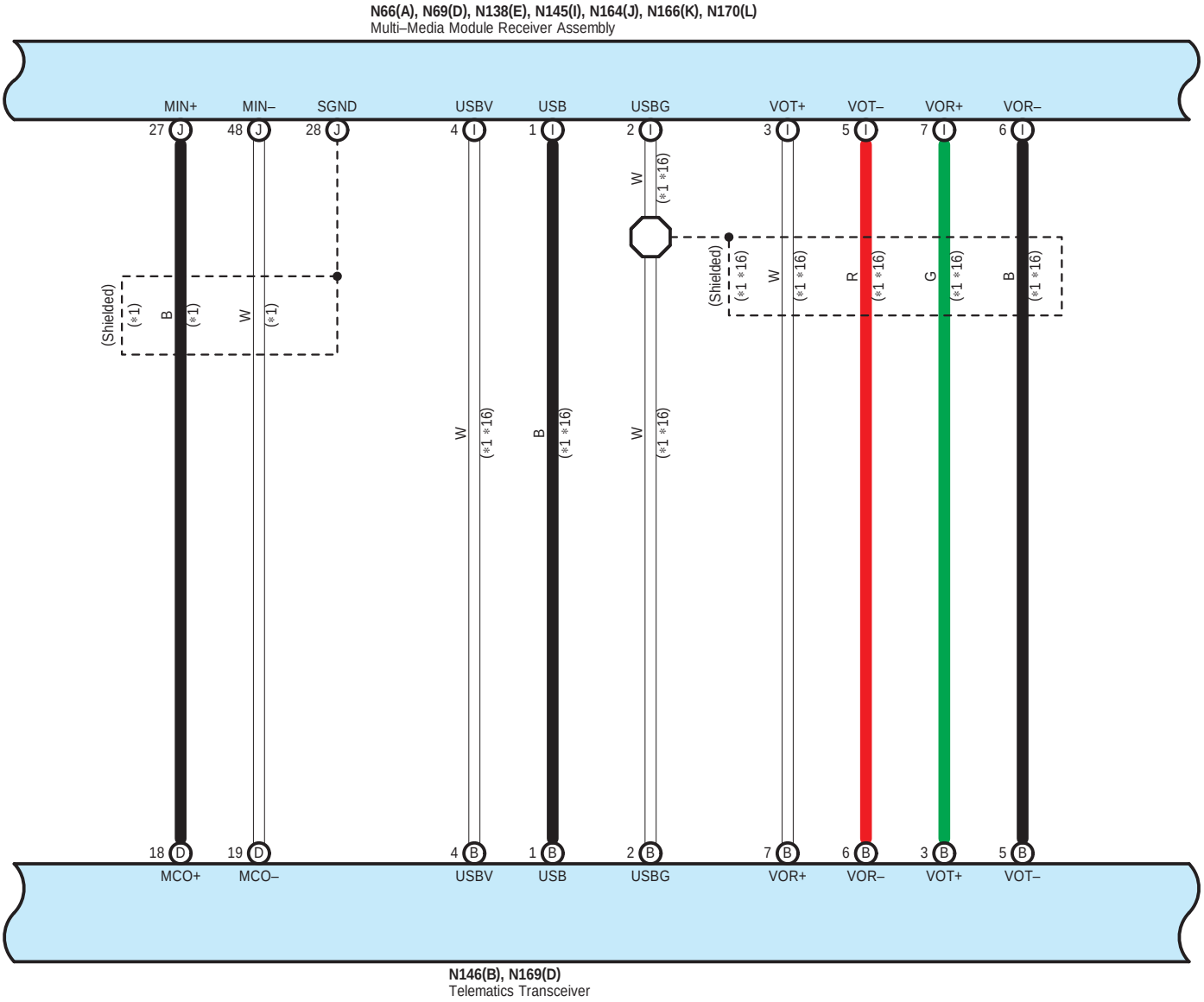


∗ 1 : w/ Telematics Transceiver
∗16 : for G–BOOK

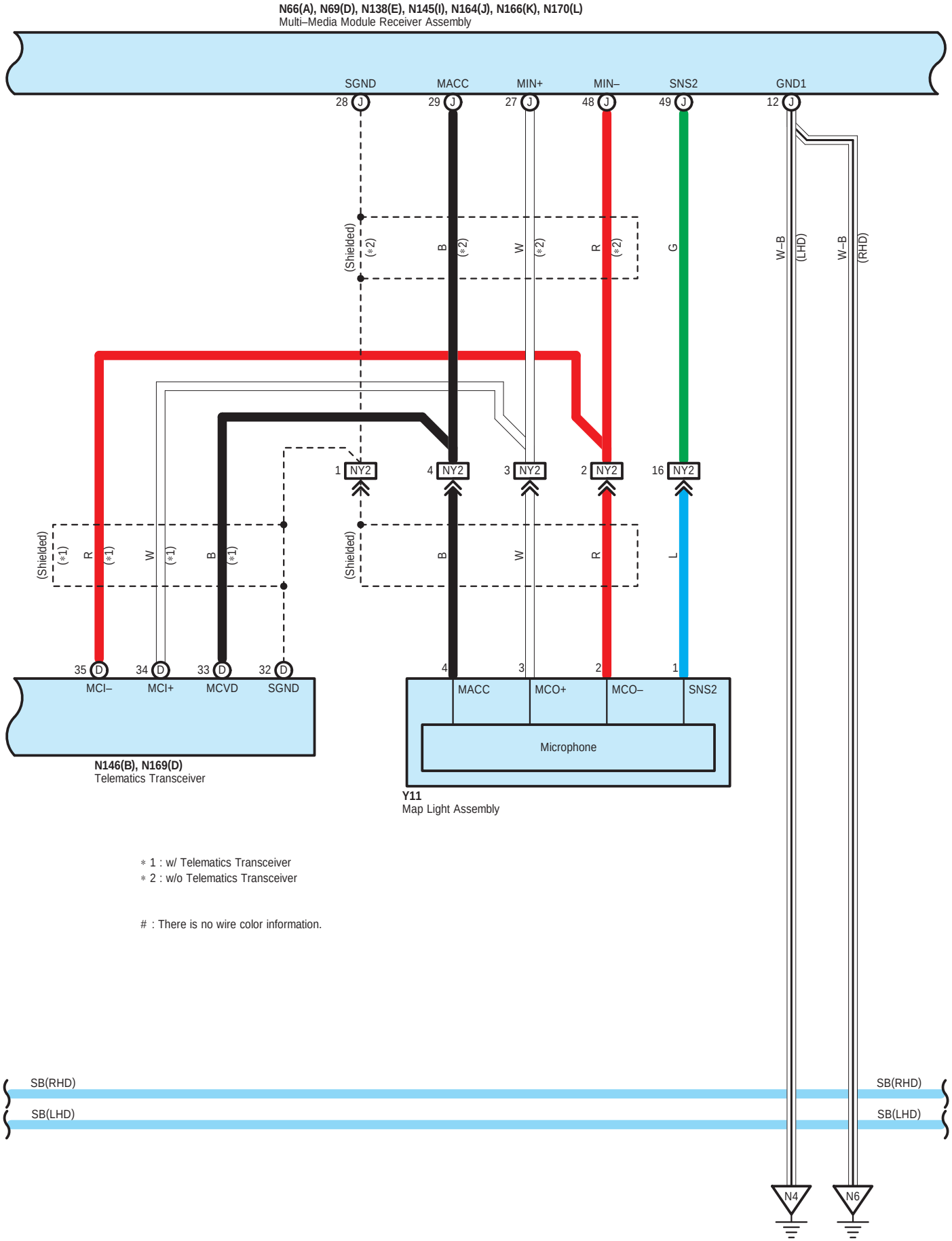


∗ 1 : w/ Telematics Transceiver
∗ 2 : w/o Telematics Transceiver

# : There is no wire color information.

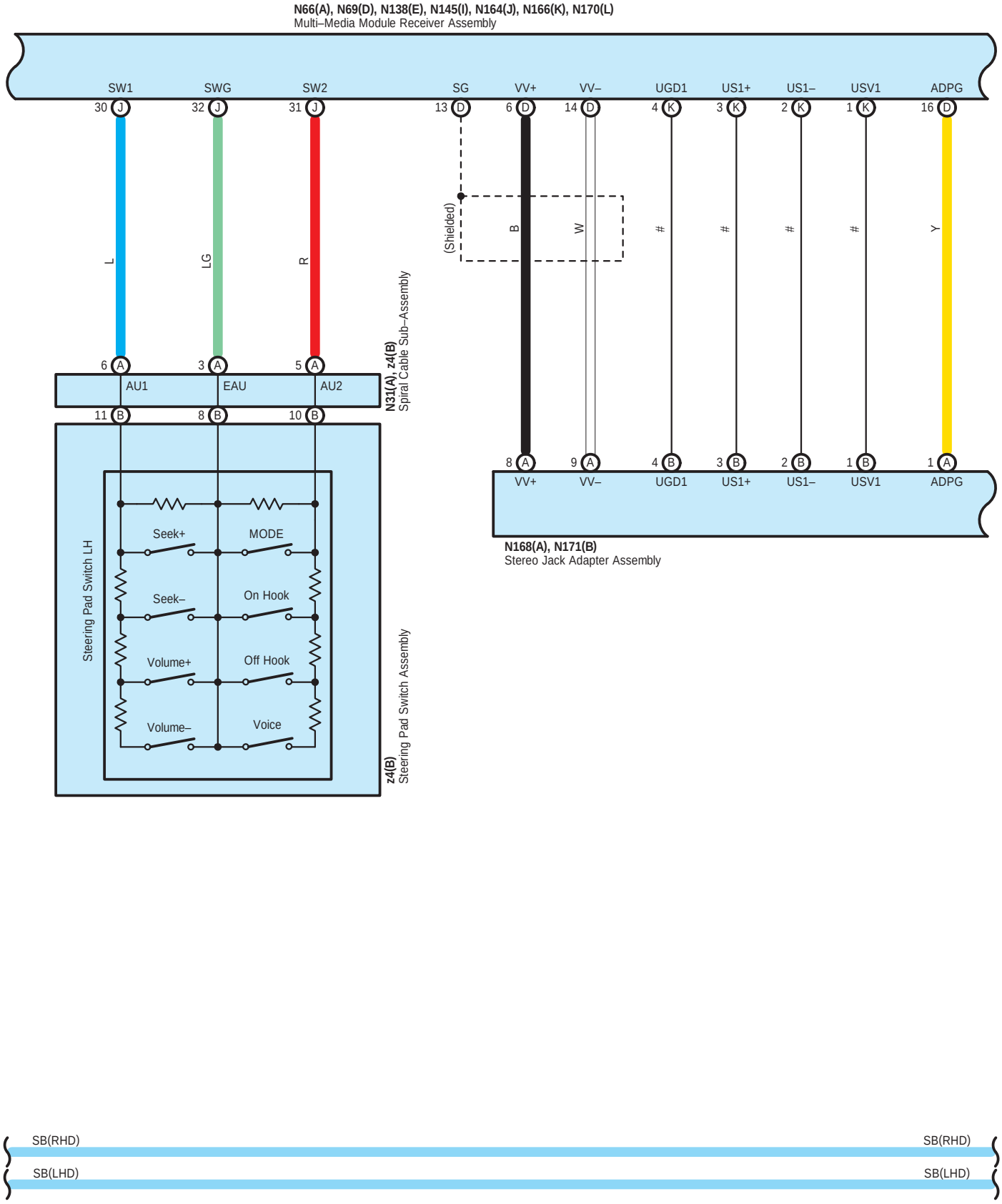
N66(A), N69(D), N138(E), N145(I), N164(J), N166(K), N170(L)
Multi–Media Module Receiver Assembly
SW1
SWG
SW2
SG
VV+
VV–
UGD1
US1+
US1–
USV1
ADPG
30 J
32 J
31 J
13 D
6 D
14 D
4 K
3 K
2 K
1 K
16 D
L
LG
R
(Shielded)
B
W
#
#
#
#
Y
6 A
3 A
5 A
AU1
EAU
AU2
N31(A), z4(B)
Spiral Cable Sub–Assembly
11 B
8 B
10 B
Steering Pad Switch LH
Seek+
MODE
Seek–
On Hook
Volume+
Off Hook
Volume–
Voice
z4(B)
Steering Pad Switch Assembly
8 A
9 A
4 B
3 B
2 B
1 B
1 A
VV+
VV–
UGD1
US1+
US1–
USV1
ADPG
N168(A), N171(B)
Stereo Jack Adapter Assembly
SB(RHD)
SB(RHD)
SB(LHD)
SB(LHD)

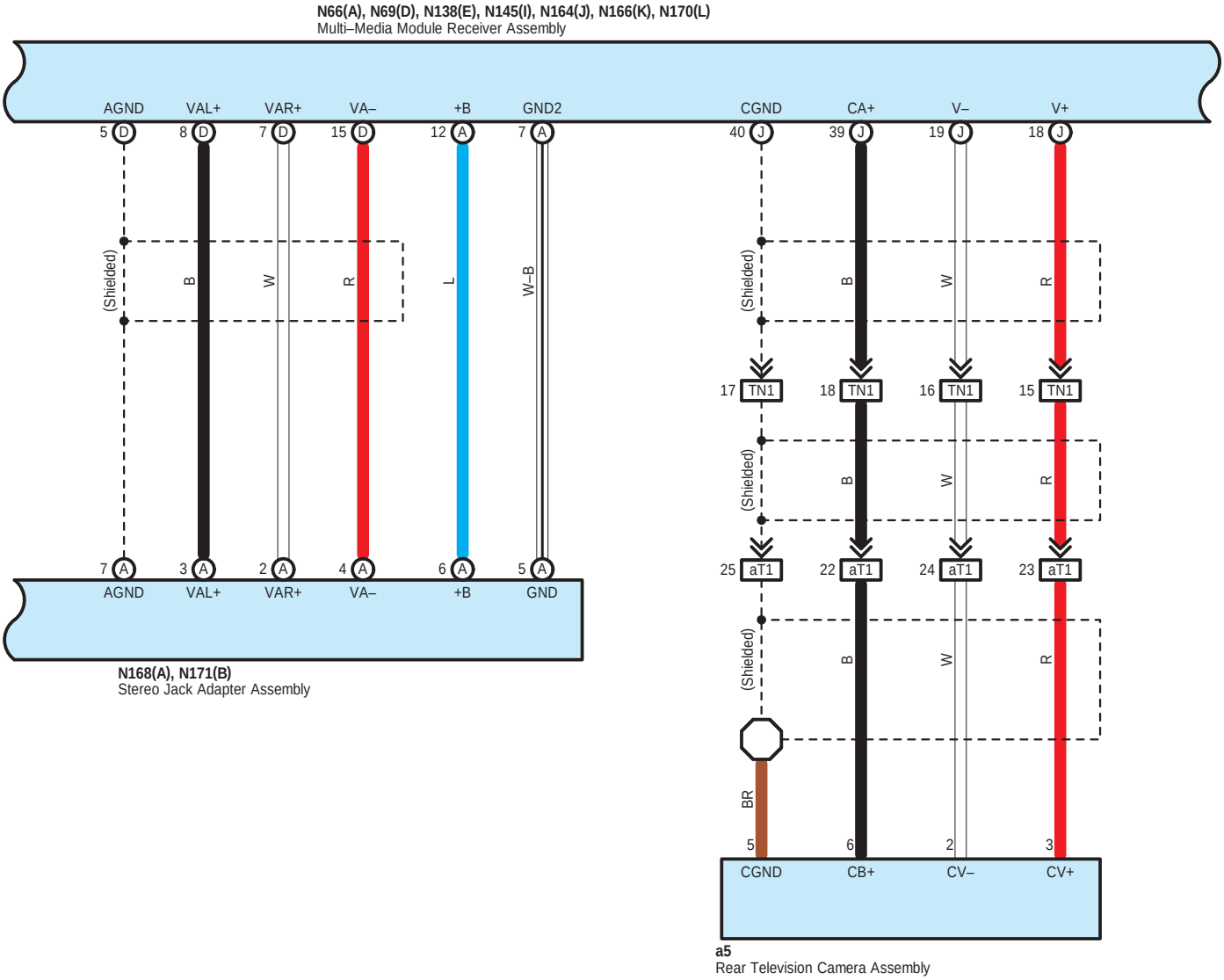
N66(A), N69(D), N138(E), N145(I), N164(J), N166(K), N170(L)
Multi–Media Module Receiver Assembly
AGND
VAL+
VAR+
VA–
+B
GND2
CGND
CA+
V–
V+
5 D
8 D
7 D
15 D
12 A
7 A
40 J
39 J
19 J
18 J
(Shielded)
B
W
R
L
W–B
17 TN1
18 TN1
16 TN1
15 TN1
25 aT1
22 aT1
24 aT1
23 aT1
BR
7 A
3 A
2 A
4 A
6 A
5 A
AGND
VAL+
VAR+
VA–
+B
GND
N168(A), N171(B)
Stereo Jack Adapter Assembly
5
6
2
3
CGND
CB+
CV–
CV+
a5
Rear Television Camera Assembly

SB(RHD)
SB(RHD)
SB(LHD)
SB(LHD)

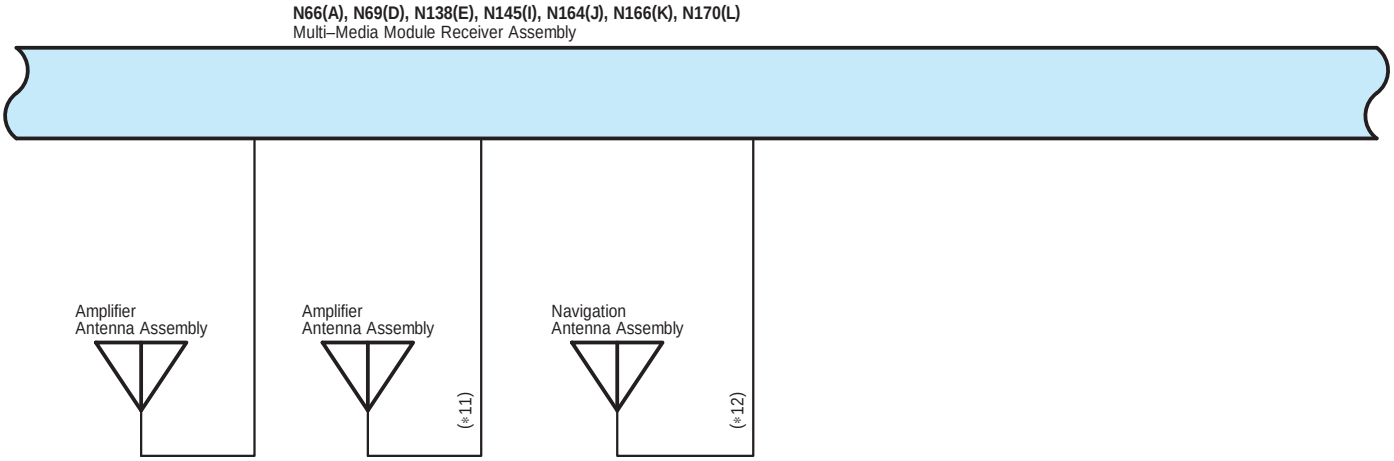


*11 : Australia, Europe
*12 : w/ LEXUS Navigation System

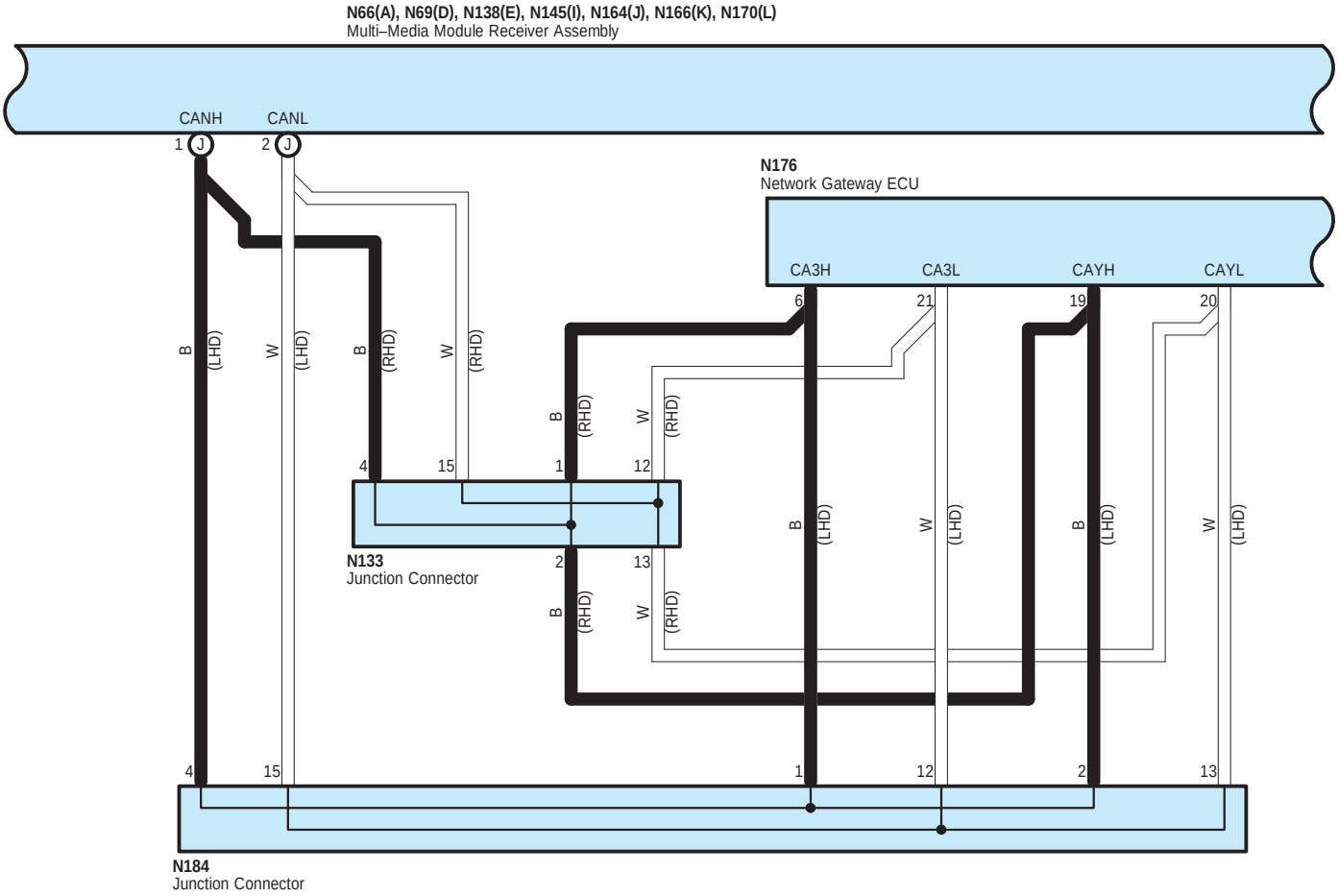
N66(A), N69(D), N138(E), N145(I), N164(J), N166(K), N170(L)
Multi–Media Module Receiver Assembly
CANH
CANL
1 J
2 J
N176
Network Gateway ECU
CA3H
CA3L
CAYH
CAYL
6
21
19
20
B (LHD)
W (LHD)
B (RHD)
W (RHD)
B (RHD)
W (RHD)
4
15
1
12
N133
Junction Connector
2
13
B (RHD)
W (RHD)
B (LHD)
W (LHD)
B (LHD)
W (LHD)
4
15
1
12
2
13
N184
Junction Connector

SB(RHD)
SB(RHD)
SB(LHD)
SB(LHD)

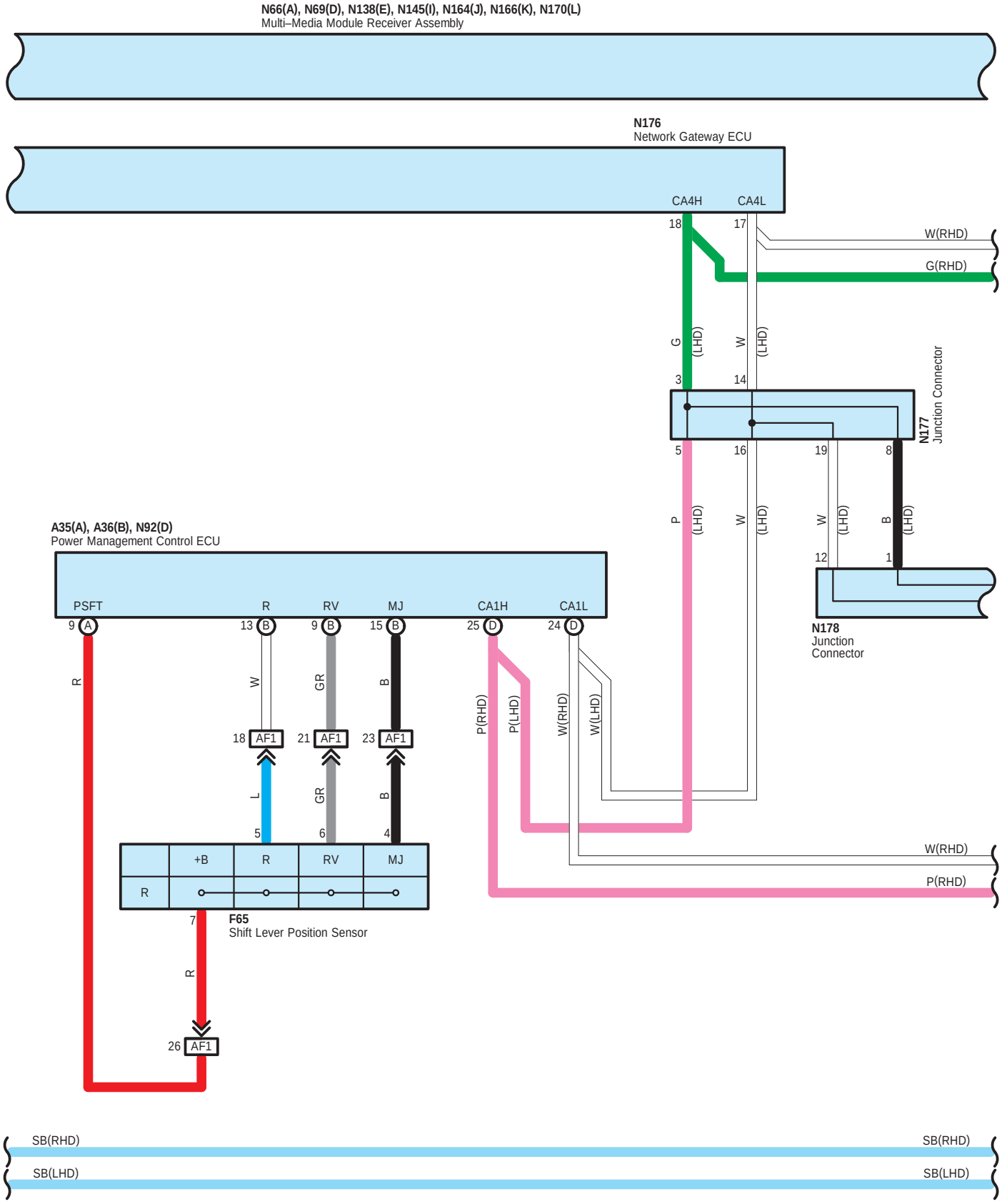
N66(A), N69(D), N138(E), N145(I), N164(J), N166(K), N170(L)
Multi–Media Module Receiver Assembly
N176
Network Gateway ECU
CA4H
CA4L
18
17
W(RHD)
G(RHD)
G
(LHD)
W
(LHD)
3
14
N177
Junction Connector
5
16
19
8
P
(LHD)
W
(LHD)
W
(LHD)
B
(LHD)
12
1
N178
Junction
Connector
A35(A), A36(B), N92(D)
Power Management Control ECU
PSFT
R
RV
MJ
CA1H
CA1L
9 A
13 B
9 B
15 B
25 D
24 D
R
W
GR
B
P(RHD)
P(LHD)
W(RHD)
W(LHD)
18 AF1
21 AF1
23 AF1
L
GR
B
5
6
4
+B
R
RV
MJ
R
W(RHD)
P(RHD)
7
F65
Shift Lever Position Sensor
R
26 AF1
SB(RHD)
SB(RHD)
SB(LHD)
SB(LHD)

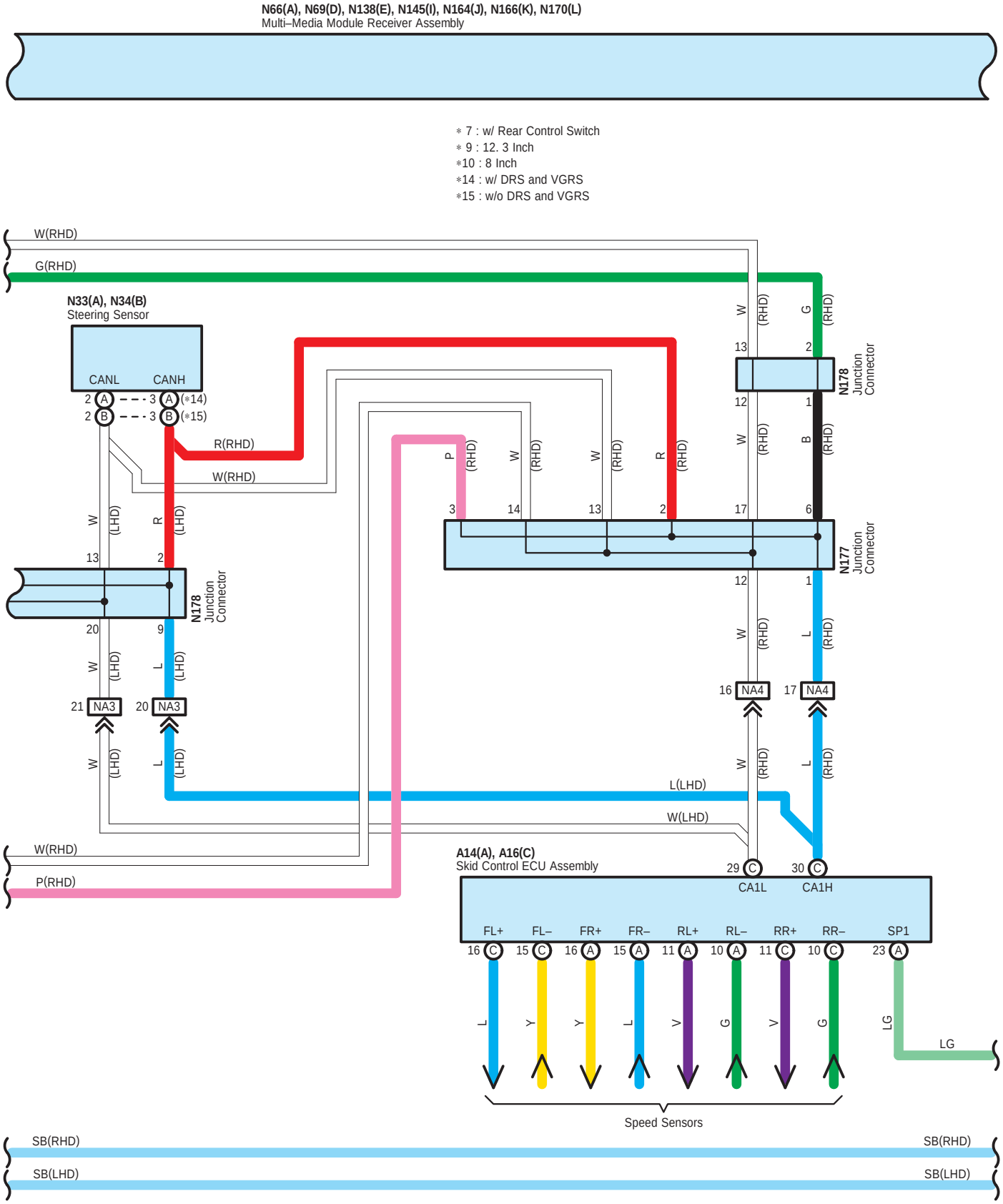
N66(A), N69(D), N138(E), N145(I), N164(J), N166(K), N170(L)
Multi–Media Module Receiver Assembly
∗ 7 : w/ Rear Control Switch
∗ 9 : 12. 3 Inch
∗10 : 8 Inch
∗14 : w/ DRS and VGRS
∗15 : w/o DRS and VGRS
W(RHD)
G(RHD)
N33(A), N34(B)
Steering Sensor
CANL
CANH
(∗14)
(∗15)
R(RHD)
W(RHD)
N178
Junction
Connector
N177
Junction
Connector
NA3
NA4
L(LHD)
W(LHD)
P(RHD)
A14(A), A16(C)
Skid Control ECU Assembly
CA1L
CA1H
FL+
FL–
FR+
FR–
RL+
RL–
RR+
RR–
SP1
LG
Speed Sensors
SB(RHD)
SB(LHD)

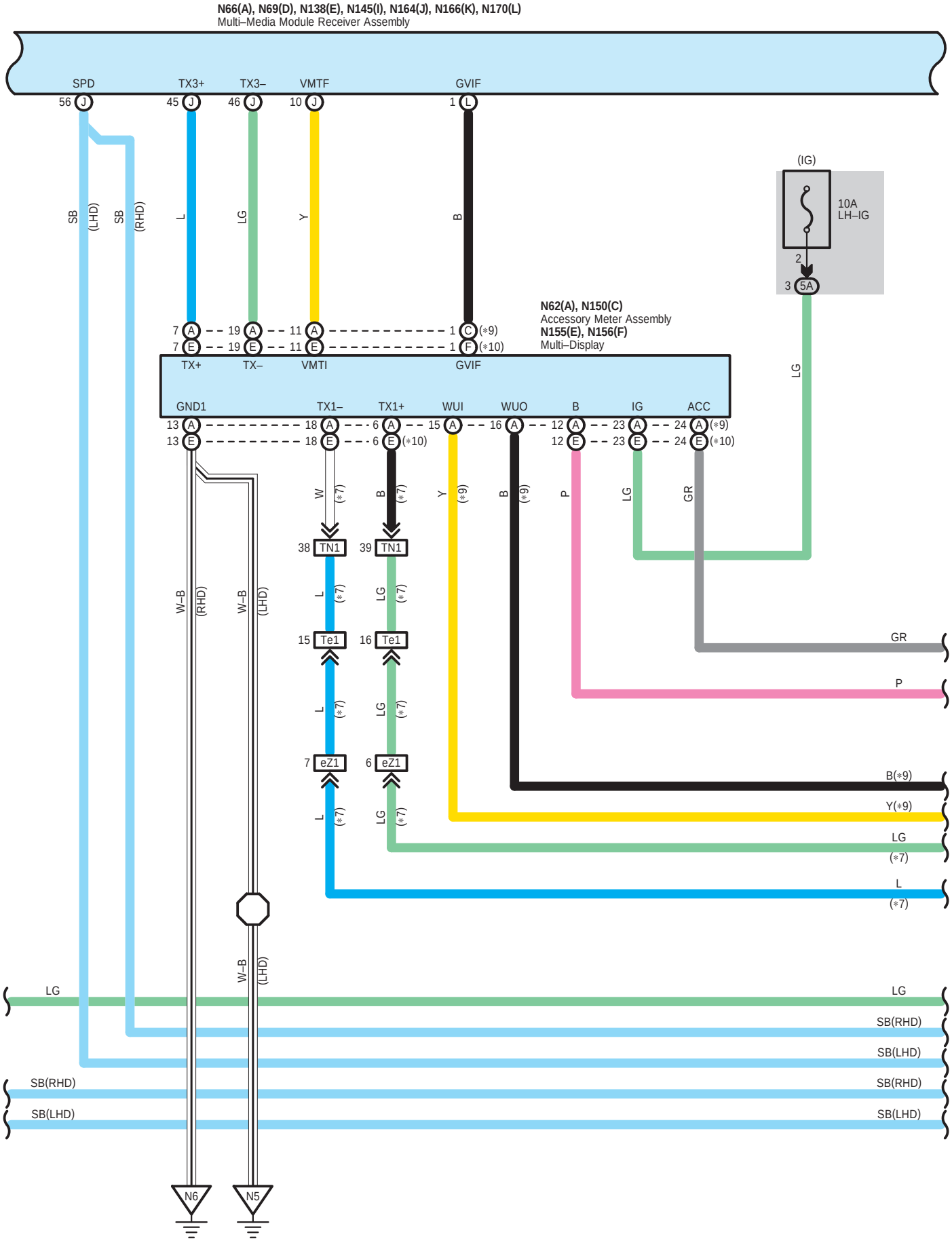
N66(A), N69(D), N138(E), N145(I), N164(J), N166(K), N170(L)
Multi–Media Module Receiver Assembly
SPD
TX3+
TX3–
VMTF
GVIF
56 J
45 J
46 J
10 J
1 L
SB (LHD)
SB (RHD)
L
LG
Y
B
(IG)
10A
LH–IG
2
3 5A
N62(A), N150(C)
Accessory Meter Assembly
N155(E), N156(F)
Multi–Display
7 A
19 A
11 A
1 C (*9)
7 E
19 E
11 E
1 F (*10)
TX+
TX–
VMTI
GVIF
LG
GND1
TX1–
TX1+
WUI
WUO
B
IG
ACC
13 A
18 A
6 A
15 A
16 A
12 A
23 A
24 A (*9)
13 E
18 E
6 E (*10)
12 E
23 E
24 E (*10)
W
(*7)
B
(*7)
Y
(*9)
B
(*9)
P
LG
GR
38 TN1
39 TN1
L
(*7)
LG
(*7)
W–B (RHD)
W–B (LHD)
15 Te1
16 Te1
GR
P
L
(*7)
LG
(*7)
7 eZ1
6 eZ1
B(*9)
Y(*9)
L
(*7)
LG
(*7)
LG
(*7)
L
(*7)
W–B (LHD)
LG
LG
SB(RHD)
SB(LHD)
SB(RHD)
SB(RHD)
SB(LHD)
SB(LHD)
N6
N5

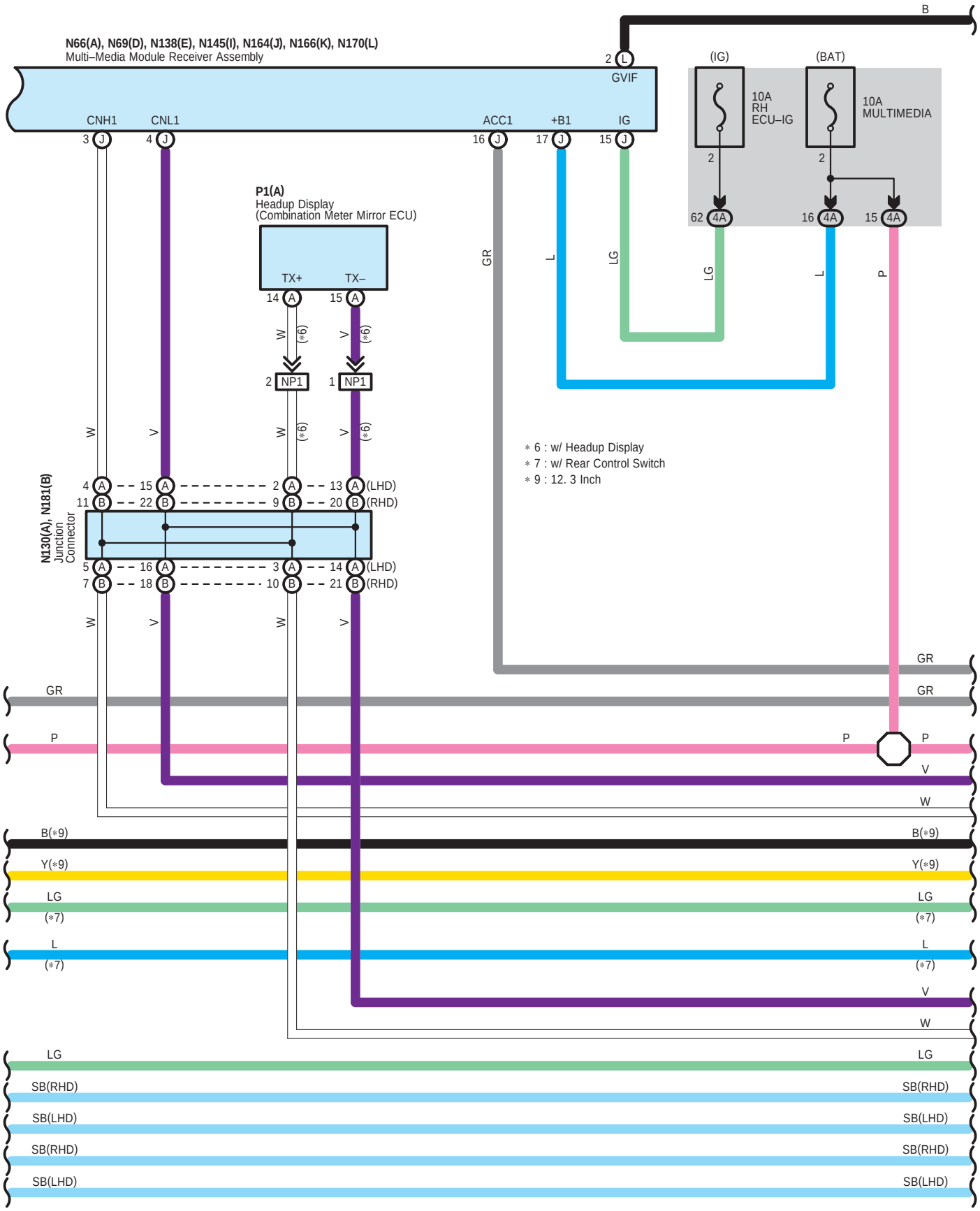
N66(A), N69(D), N138(E), N145(I), N164(J), N166(K), N170(L)
Multi–Media Module Receiver Assembly
CNH1
CNL1
ACC1
+B1
IG
GVIF
(IG)
(BAT)
10A
RH
ECU–IG
10A
MULTIMEDIA
P1(A)
Headup Display
(Combination Meter Mirror ECU)
TX+
TX–
NP1
N130(A), N181(B)
Junction
Connector
(LHD)
(RHD)
∗ 6 : w/ Headup Display
∗ 7 : w/ Rear Control Switch
∗ 9 : 12. 3 Inch
B
GR
P
V
W
B(∗9)
Y(∗9)
LG
(∗7)
L
SB(RHD)
SB(LHD)

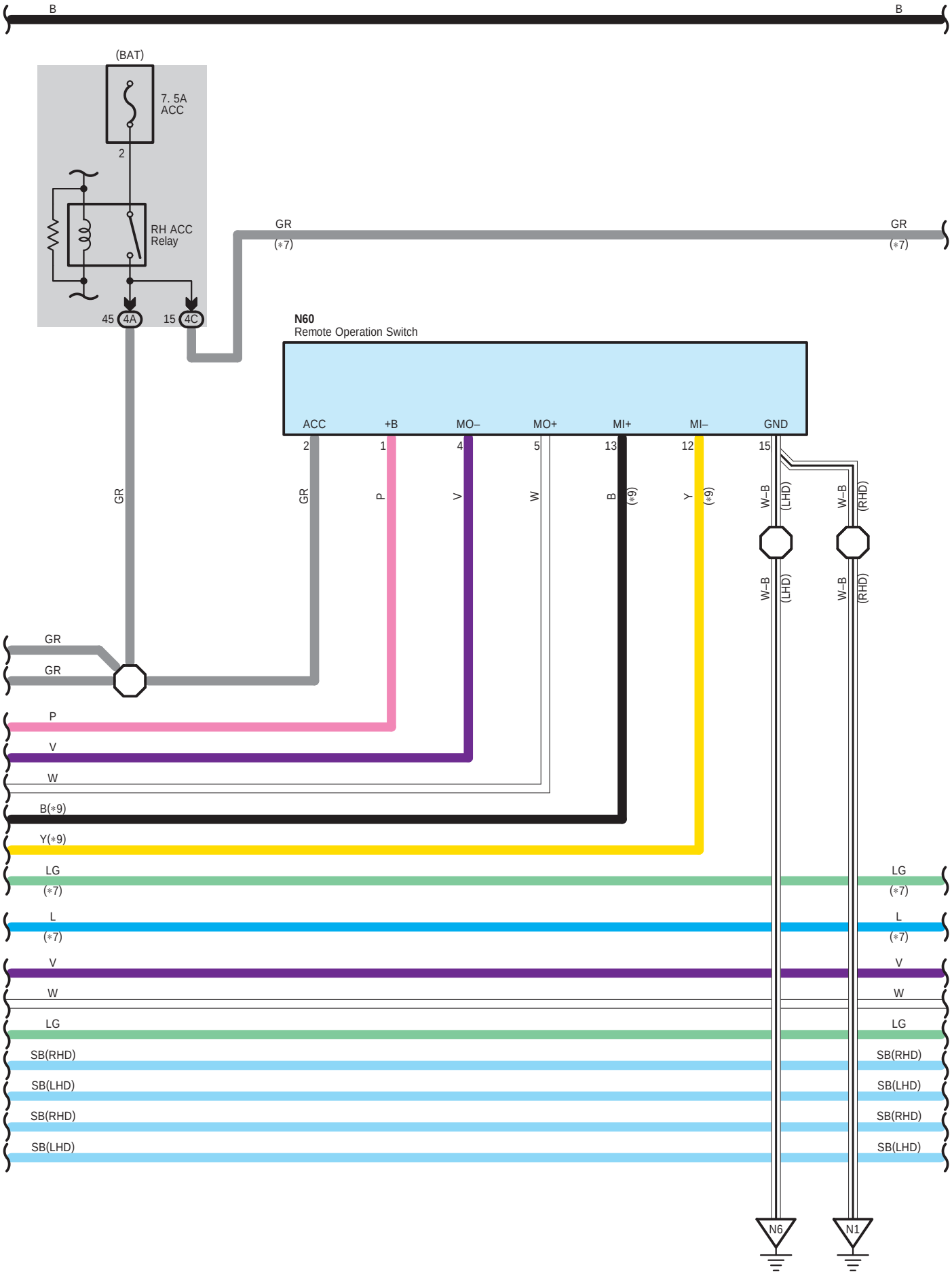
B
B
(BAT)
7. 5A
ACC
2
RH ACC
Relay
45 4A
15 4C
GR
(*7)
GR
(*7)
N60
Remote Operation Switch
ACC
+B
MO–
MO+
MI+
MI–
GND
2
1
4
5
13
12
15
GR
GR
P
V
W
B
(*9)
Y
(*9)
W–B
(LHD)
W–B
(RHD)
W–B
(LHD)
W–B
(RHD)
GR
GR
P
V
W
B(*9)
Y(*9)
LG
(*7)
LG
(*7)
L
(*7)
L
(*7)
V
V
W
W
LG
LG
SB(RHD)
SB(RHD)
SB(LHD)
SB(LHD)
SB(RHD)
SB(RHD)
SB(LHD)
SB(LHD)
N6
N1

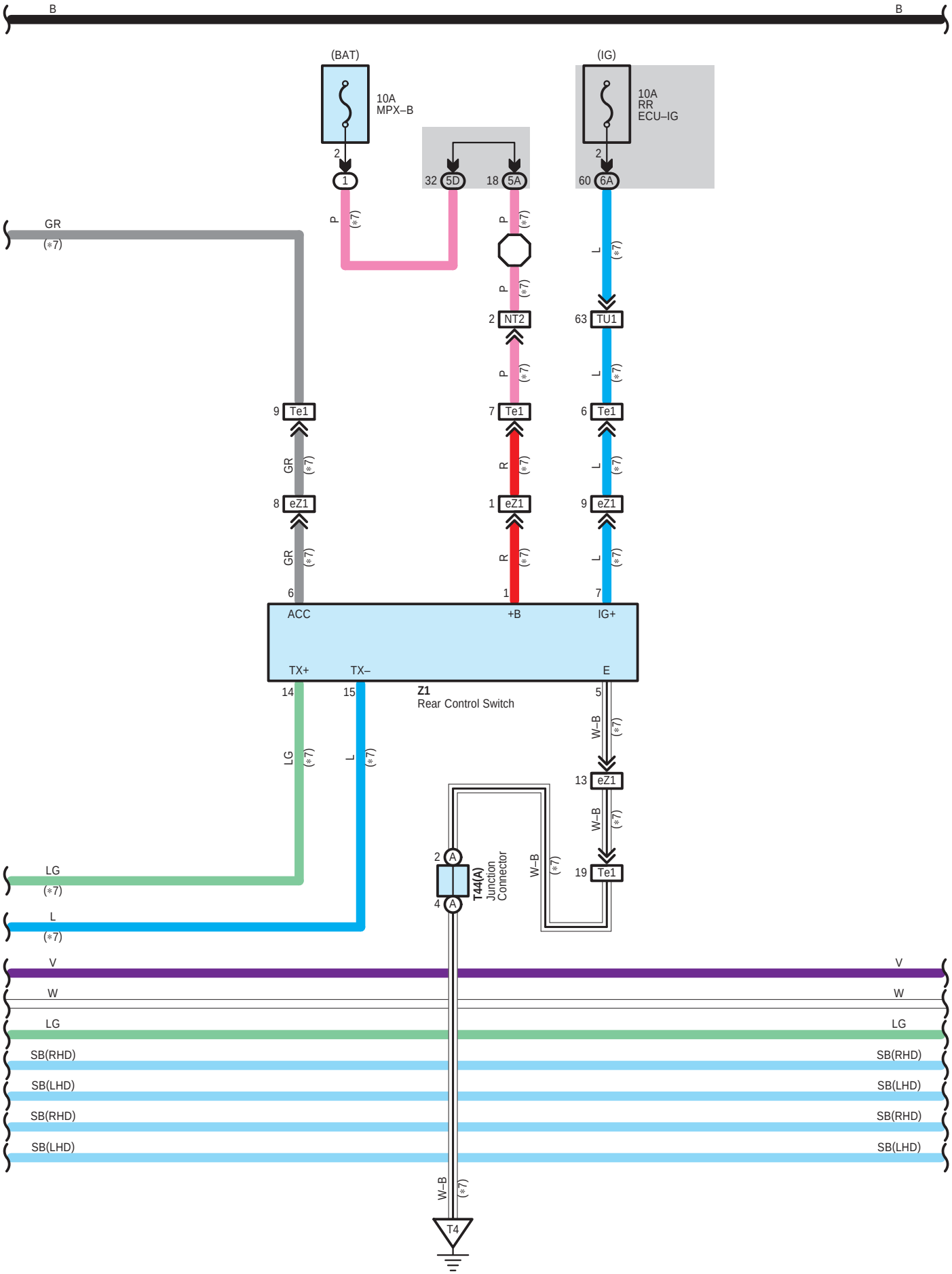
B
B
(BAT)
10A
MPX–B
(IG)
10A
RR
ECU–IG
2
1
32 5D
18 5A
2
60 6A
GR
(*7)
P
(*7)
P
(*7)
P
(*7)
P
(*7)
L
(*7)
2 NT2
63 TU1
L
(*7)
9 Te1
7 Te1
6 Te1
GR
(*7)
R
(*7)
L
(*7)
8 eZ1
1 eZ1
9 eZ1
GR
(*7)
R
(*7)
L
(*7)
6
1
7
ACC
+B
IG+
TX+
TX–
E
14
15
Z1
Rear Control Switch
5
W–B
(*7)
LG
(*7)
L
(*7)
13 eZ1
W–B
(*7)
2 A
4 A
T44(A)
Junction
Connector
W–B
(*7)
19 Te1
LG
(*7)
L
(*7)
V
V
W
W
LG
LG
SB(RHD)
SB(RHD)
SB(LHD)
SB(LHD)
SB(RHD)
SB(RHD)
SB(LHD)
SB(LHD)
W–B
(*7)
T4

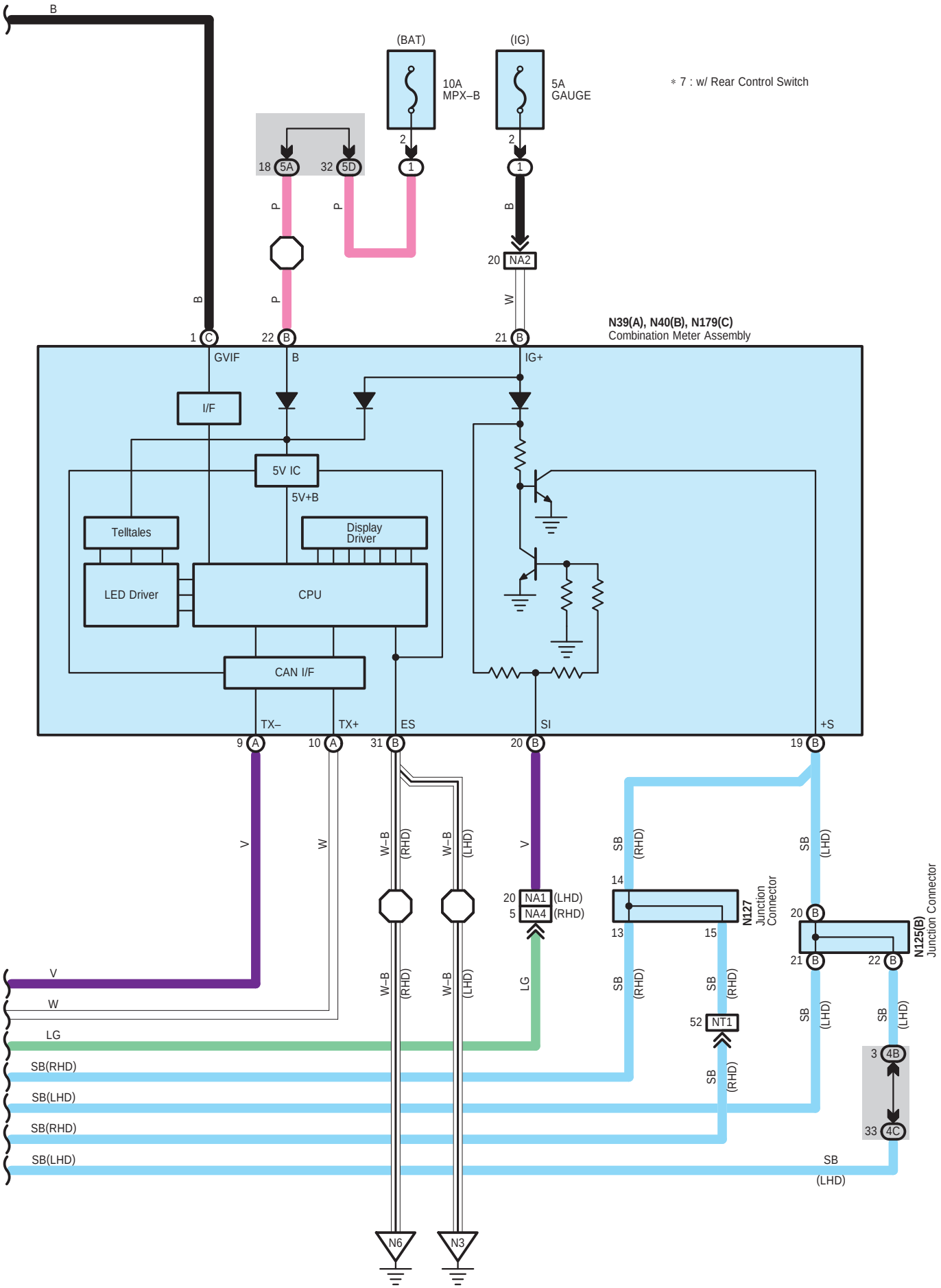
B
(BAT)
(IG)
10A
MPX–B
5A
GAUGE
∗ 7 : w/ Rear Control Switch
18 5A
32 5D
2
1
P
B
20 NA2
W
1 C
22 B
21 B
N39(A), N40(B), N179(C)
Combination Meter Assembly
GVIF
IG+
I/F
5V IC
5V+B
Telltales
Display
Driver
LED Driver
CPU
CAN I/F
TX–
TX+
ES
SI
+S
9 A
10 A
31 B
20 B
19 B
V
W
W–B
(RHD)
(LHD)
20 NA1 (LHD)
5 NA4 (RHD)
LG
SB
14
13
15
N127
Junction
Connector
N125(B)
Junction Connector
52 NT1
3 4B
33 4C
SB(RHD)
SB(LHD)
N6
N3

A 14
Black

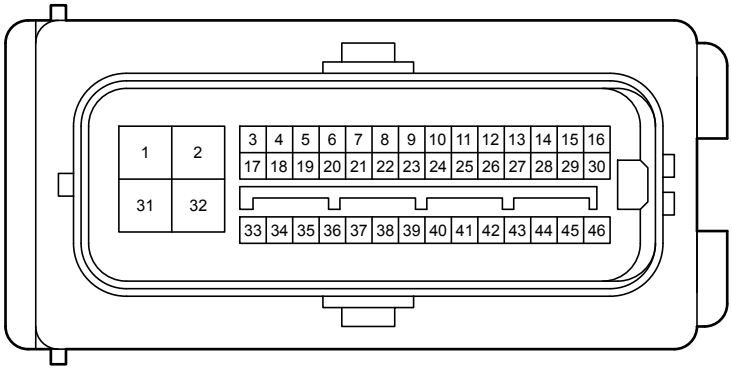


A 16
Gray

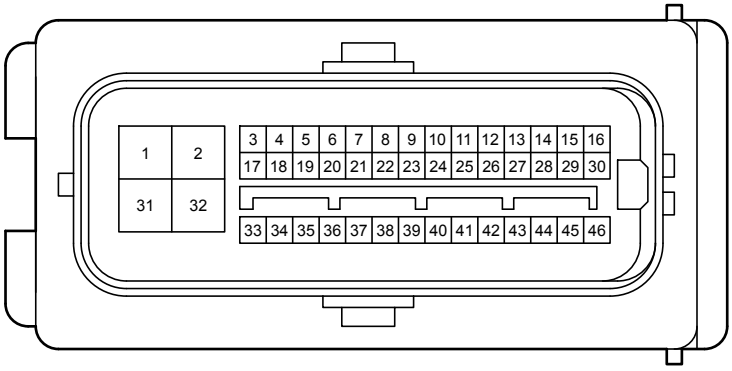


A 35
Gray

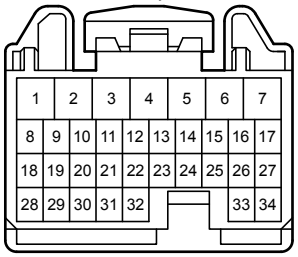


A 36
Gray

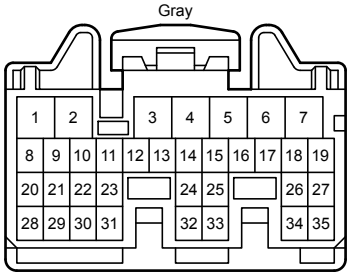


F 65
Gray

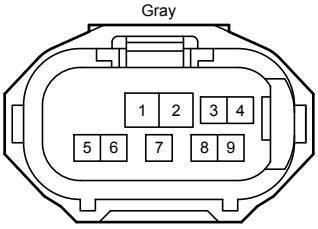


N 21
Black

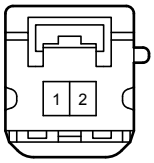


N 31
Black

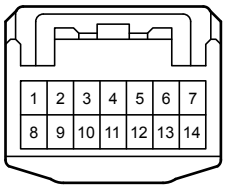


N 33
White

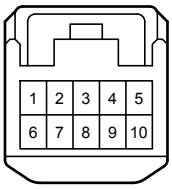


N 34
Black




N 39
Black

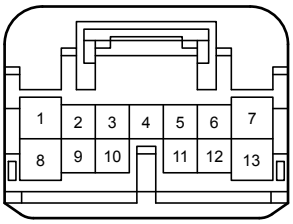


N 40
Black

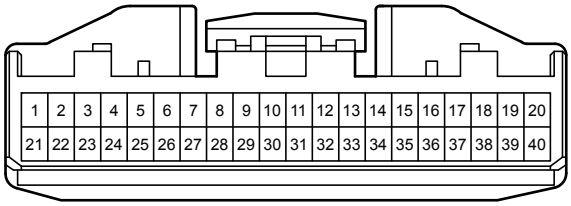


N 60
White




N 61
Black

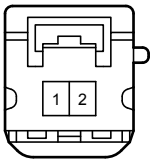

N 62
Black

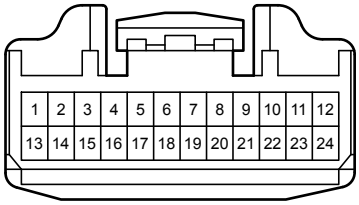


N 66
White

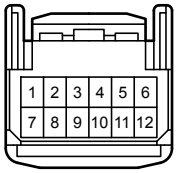


N 69
White




N 89
Black

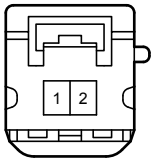


N 92
Gray

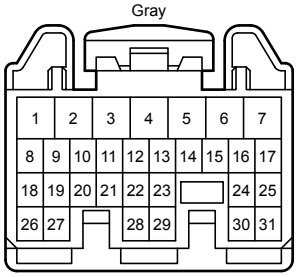


N125
Blue

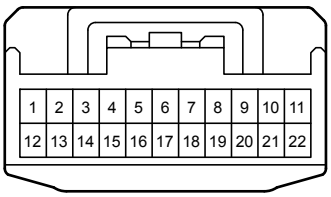


N127
Blue

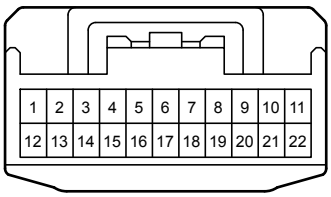


N130
Black

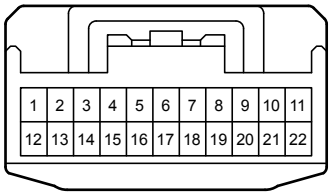


N133
Black

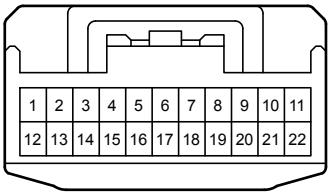


N138
White

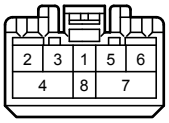


N145
White

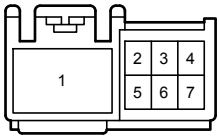


N146
White

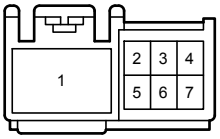


N150
Blue

N155
Black

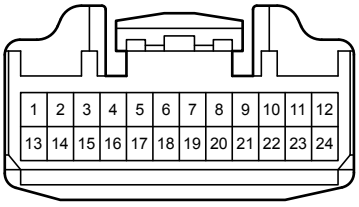


N156
Blue

N164
White

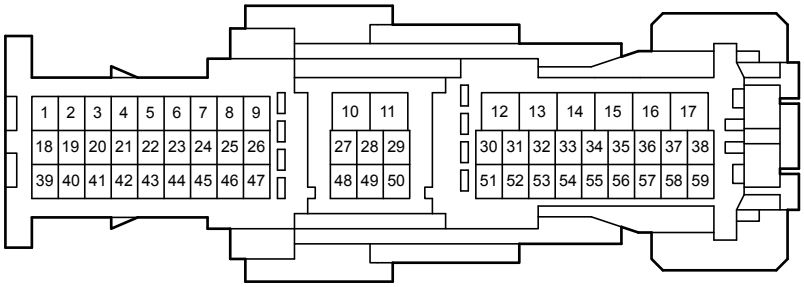


N166
Gray

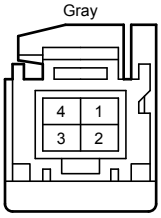

N168
White




N169
White

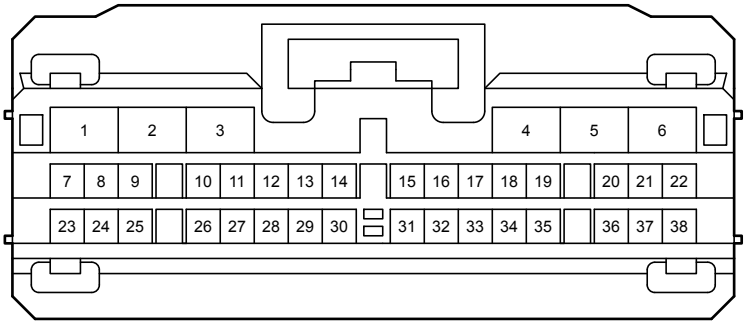


N170
Green

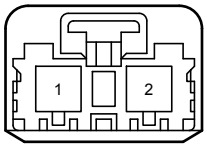


N171
Gray

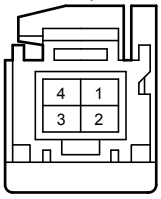


N176
Black

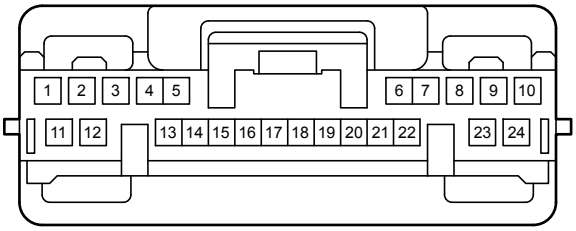


N177
Gray

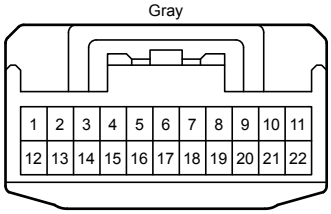


N178
Gray

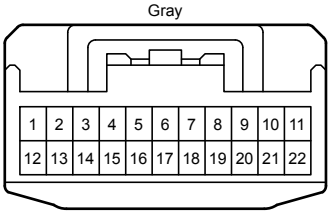


N179
Blue

N181
Black

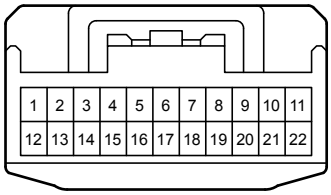


N184
Blue

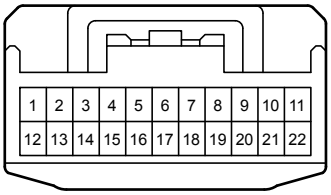


P 1
White

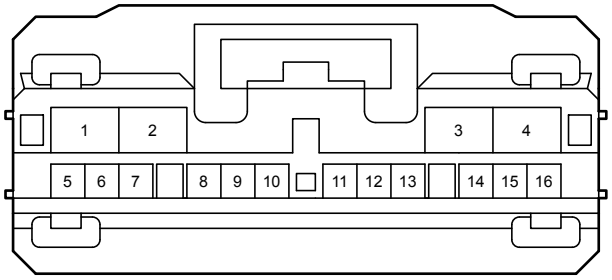


Q 1
Black

Q 16
Black

R 4
White

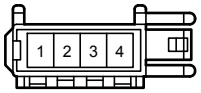

R 5
Black

R 12
White

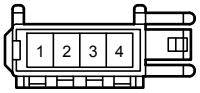


R 13
Black

T 24
Black

T 25
Black

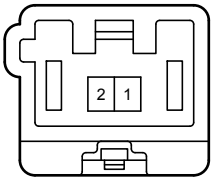


T 40
White

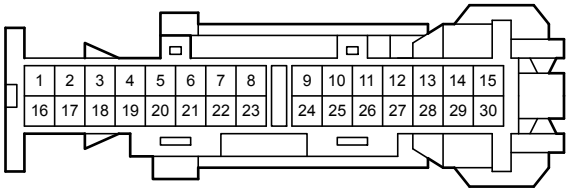


T 44
Blue




T 49
White

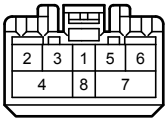


U 26
Black

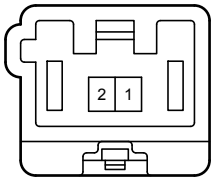


Y 11
White

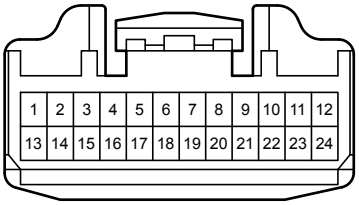


Z 1
White

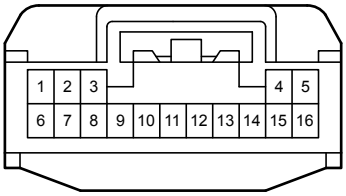


a 5
Gray

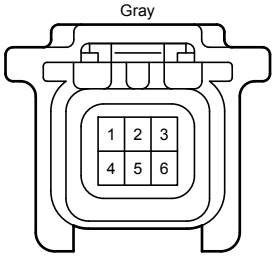


z 4
Black

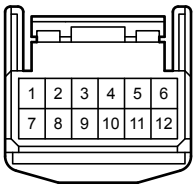


4A
White

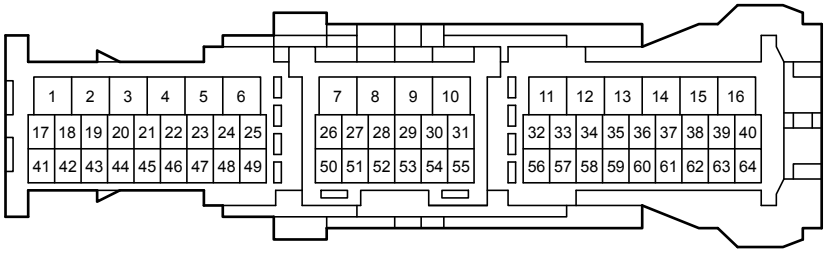


4B
White

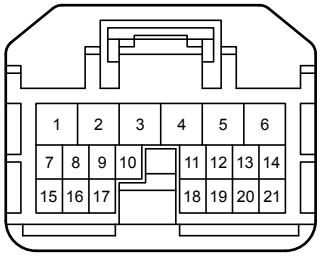


4C
White

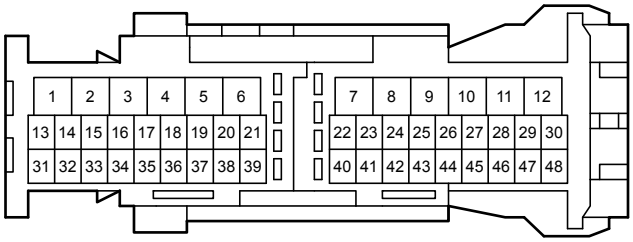

5A
White

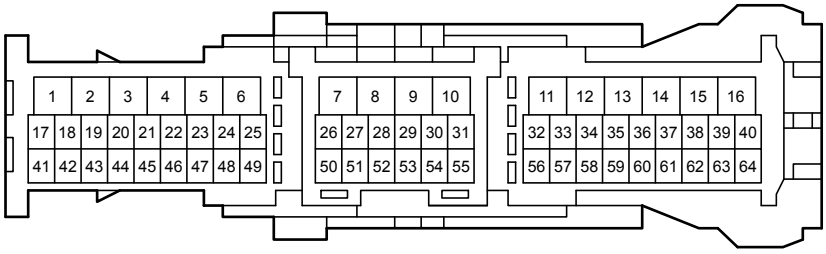


5D
White

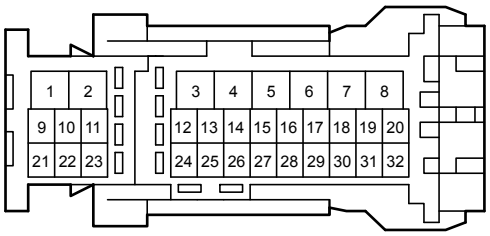


6A
White

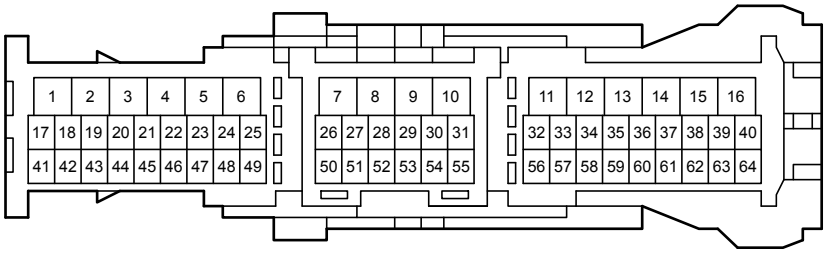


AF1
White

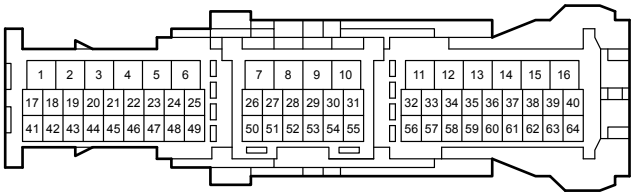


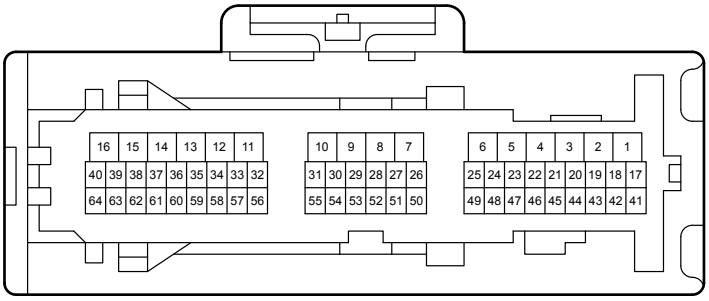


NA1
White

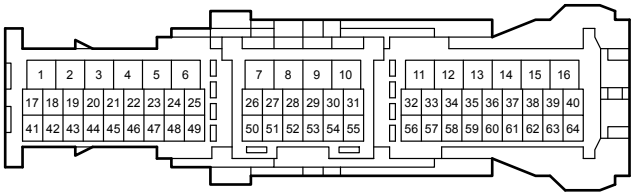


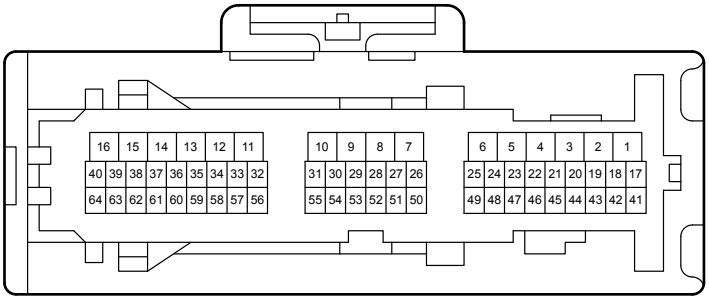

NA2
White

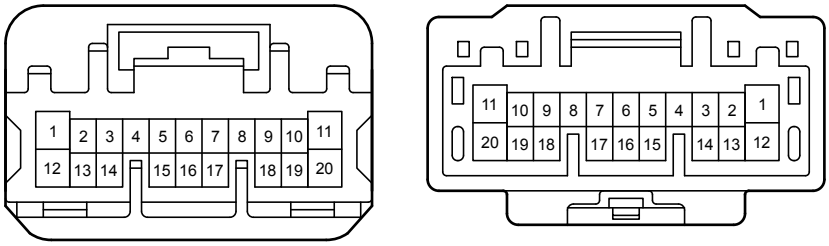


NA3
White

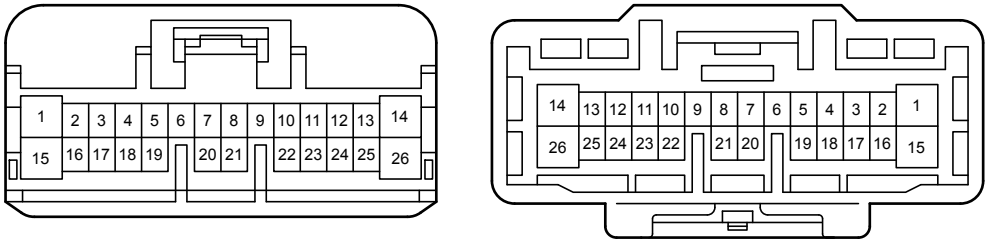


NA4
Gray

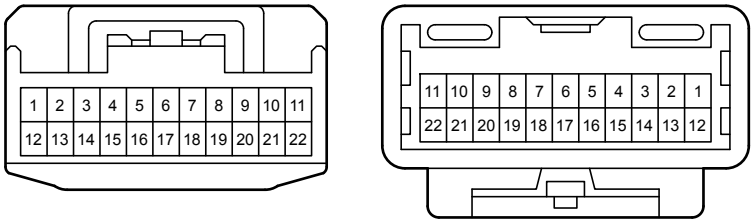


NP1
White

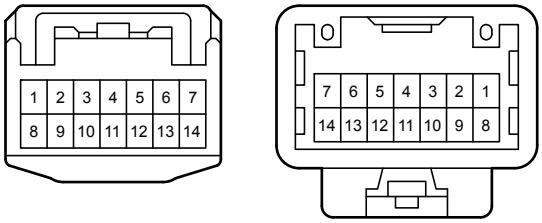


NT1
White

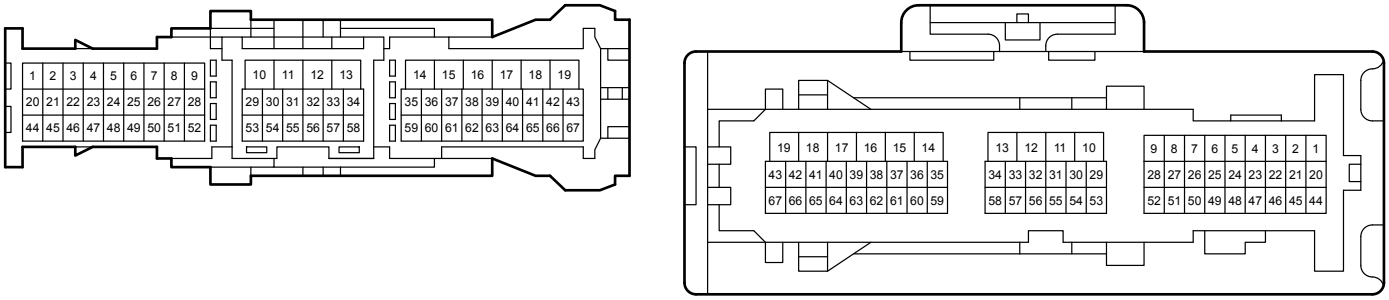

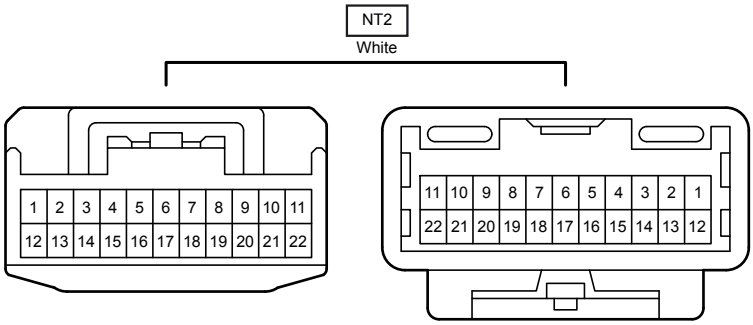
NT2
White
1 2 3 4 5 6 7 8 9 10 11
12 13 14 15 16 17 18 19 20 21 22
11 10 9 8 7 6 5 4 3 2 1
22 21 20 19 18 17 16 15 14 13 12

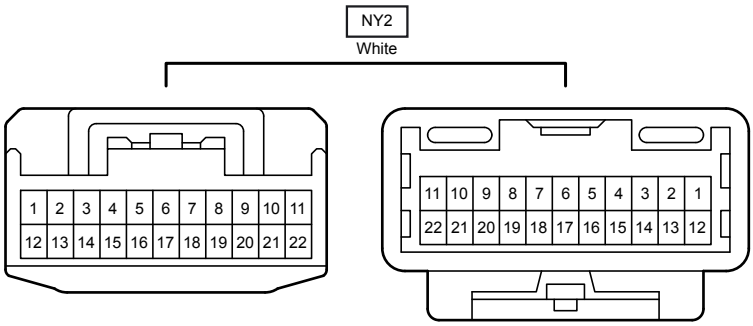
NY2
White
1 2 3 4 5 6 7 8 9 10 11
12 13 14 15 16 17 18 19 20 21 22
11 10 9 8 7 6 5 4 3 2 1
22 21 20 19 18 17 16 15 14 13 12

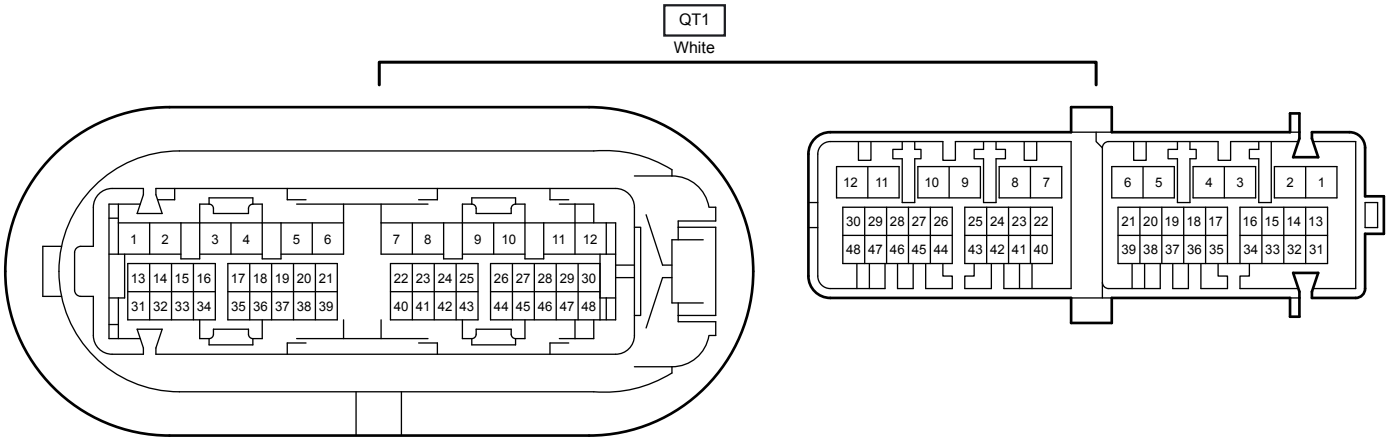
QT1
White
1 2 3 4 5 6 7 8 9 10 11 12
13 14 15 16 17 18 19 20 21 22 23 24 25 26 27 28 29 30
31 32 33 34 35 36 37 38 39 40 41 42 43 44 45 46 47 48
12 11 10 9 8 7 6 5 4 3 2 1
30 29 28 27 26 25 24 23 22 21 20 19 18 17 16 15 14 13
48 47 46 45 44 43 42 41 40 39 38 37 36 35 34 33 32 31

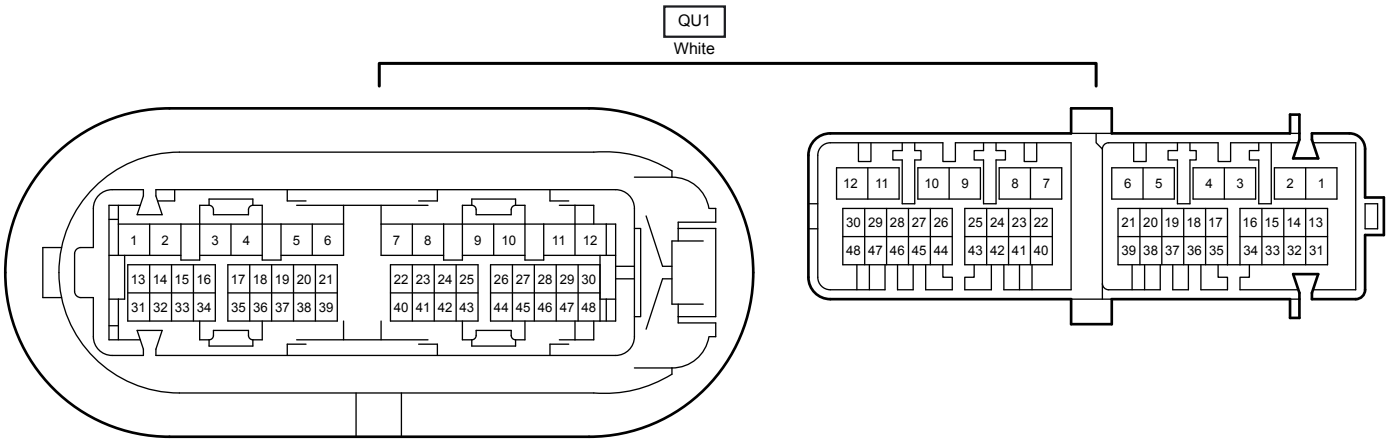
QU1
White
1 2 3 4 5 6 7 8 9 10 11 12
13 14 15 16 17 18 19 20 21 22 23 24 25 26 27 28 29 30
31 32 33 34 35 36 37 38 39 40 41 42 43 44 45 46 47 48
12 11 10 9 8 7 6 5 4 3 2 1
30 29 28 27 26 25 24 23 22 21 20 19 18 17 16 15 14 13
48 47 46 45 44 43 42 41 40 39 38 37 36 35 34 33 32 31

RT1
White

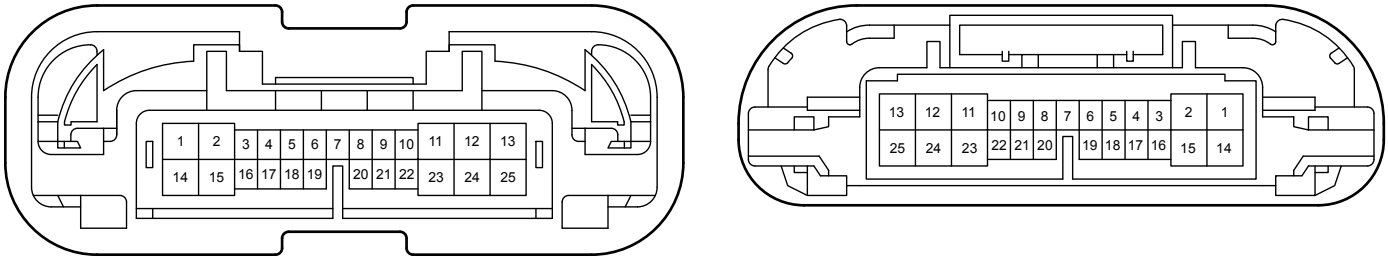


RU1
White

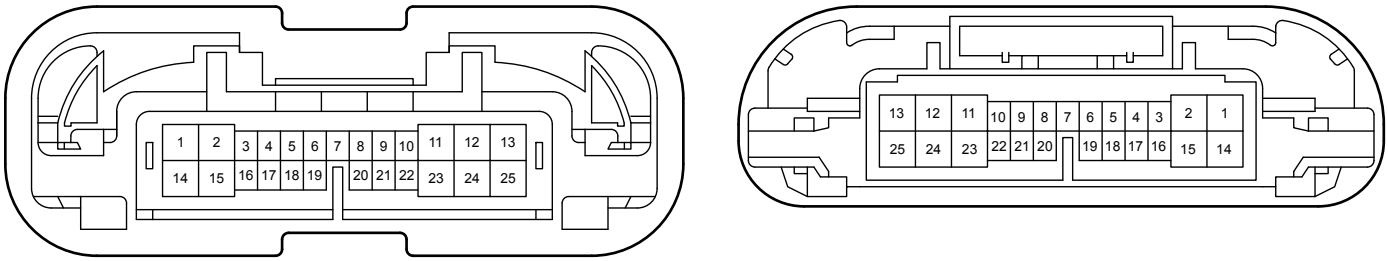


TN1
White

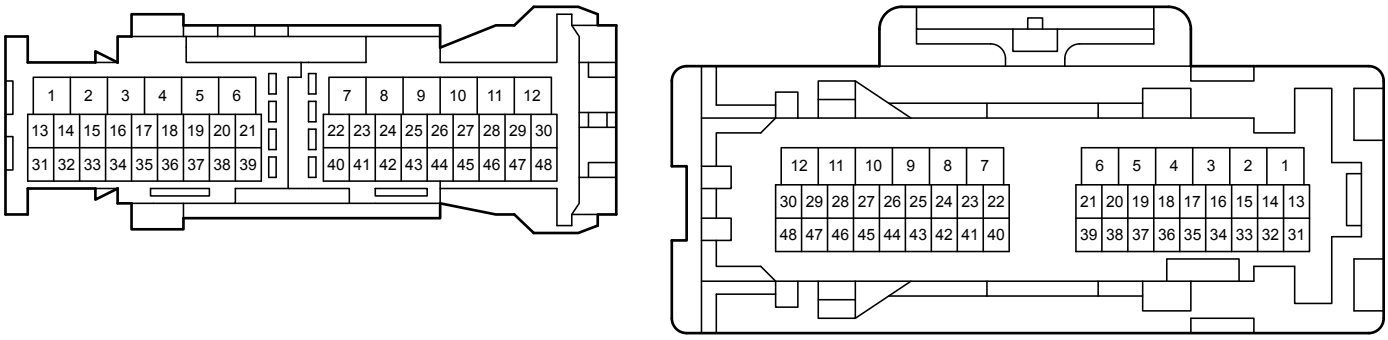


TN2
Gray

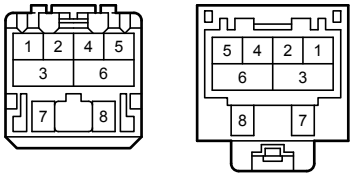

TU1
White

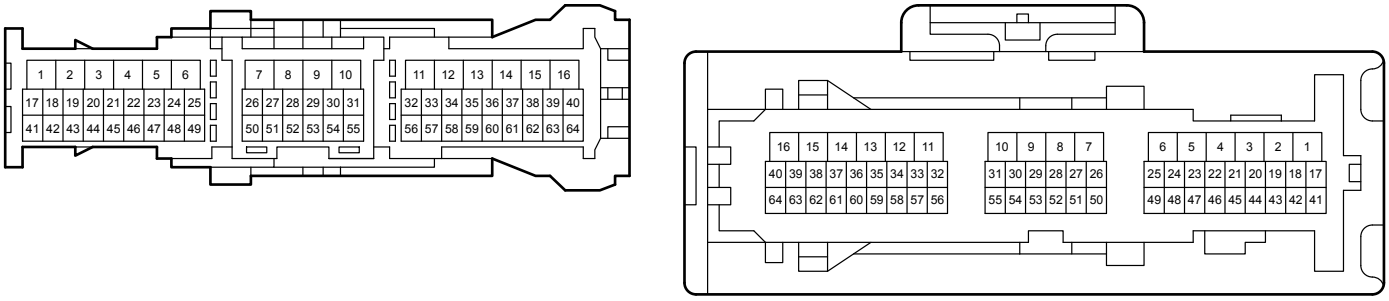

Te1
White

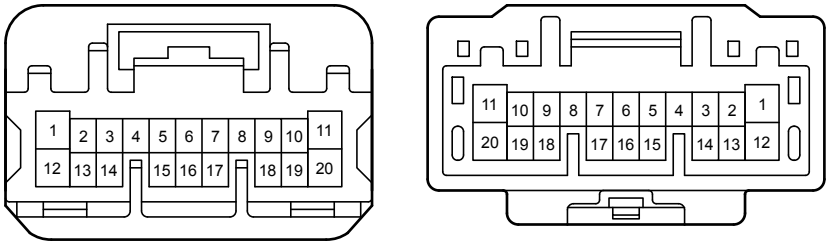

UT1
White

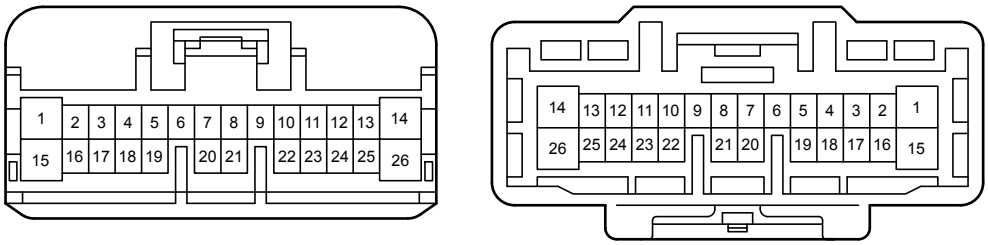

aT1
White

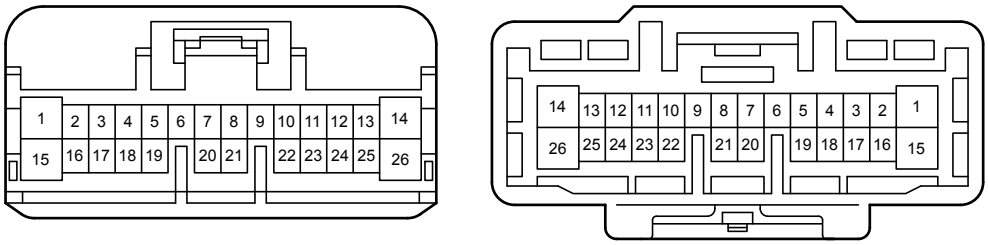

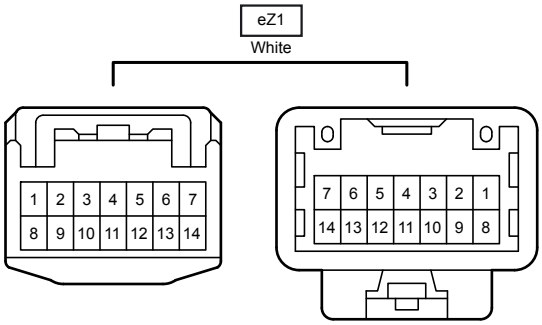
eZ1
White
1 2 3 4 5 6 7
8 9 10 11 12 13 14
7 6 5 4 3 2 1
14 13 12 11 10 9 8