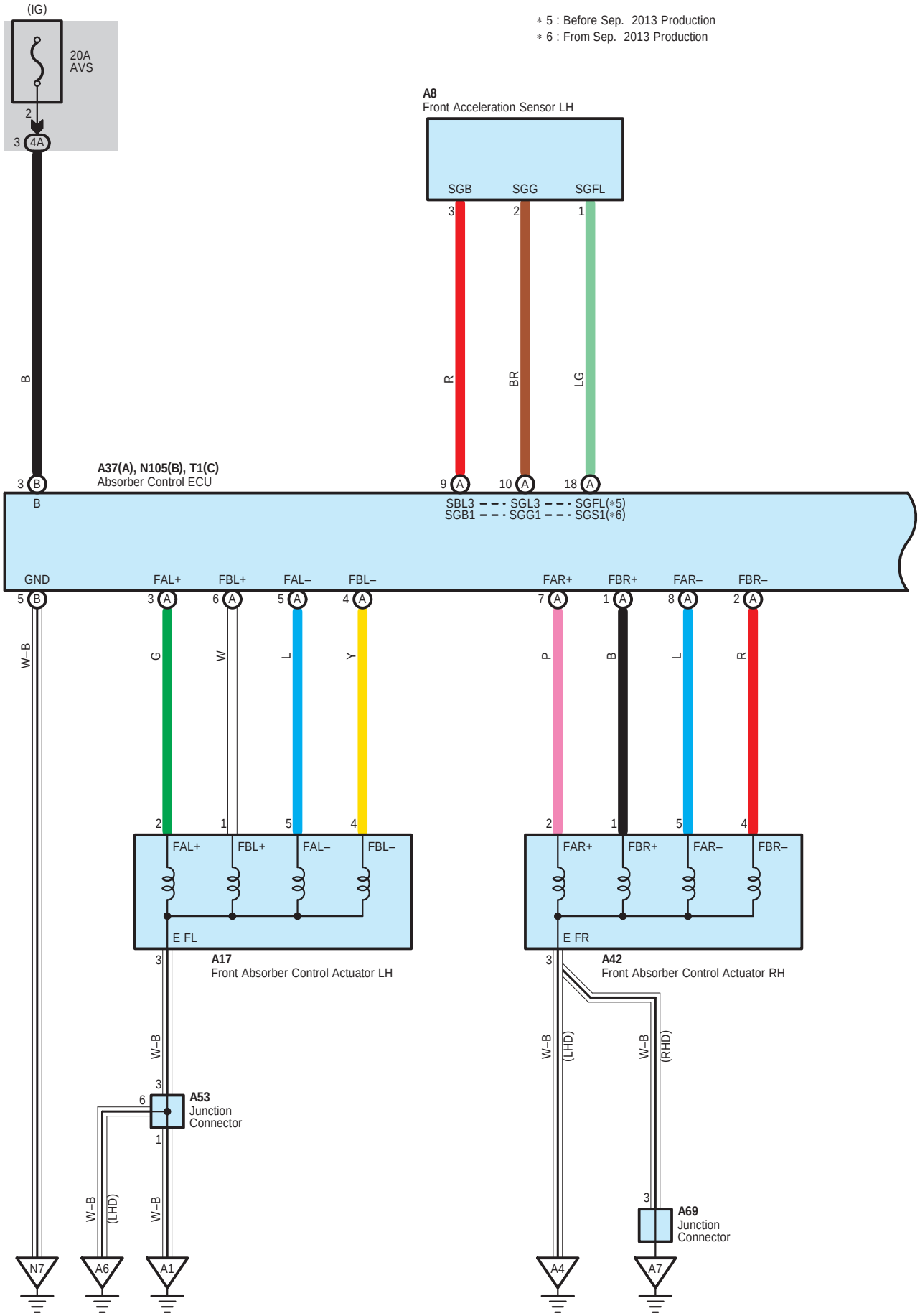
(IG)
20A
AVS
2
3 4A
B
3 B
B
∗ 5 : Before Sep. 2013 Production
∗ 6 : From Sep. 2013 Production
A8
Front Acceleration Sensor LH
SGB
SGG
SGFL
3
2
1
R
BR
LG
9 A
10 A
18 A
A37(A), N105(B), T1(C)
Absorber Control ECU
SBL3 - - - SGL3 - - - SGFL(∗5)
SGB1 - - - SGG1 - - - SGS1(∗6)
GND
FAL+
FBL+
FAL–
FBL–
FAR+
FBR+
FAR–
FBR–
5 B
3 A
6 A
5 A
4 A
7 A
1 A
8 A
2 A
W–B
G
W
L
Y
P
B
L
R
2
1
5
4
2
1
5
4
FAL+
FBL+
FAL–
FBL–
FAR+
FBR+
FAR–
FBR–
E FL
E FR
3
A17
Front Absorber Control Actuator LH
3
A42
Front Absorber Control Actuator RH
W–B
3
6
A53
Junction
Connector
1
W–B
(LHD)
W–B
W–B
(LHD)
W–B
(RHD)
3
A69
Junction
Connector
N7
A6
A1
A4
A7

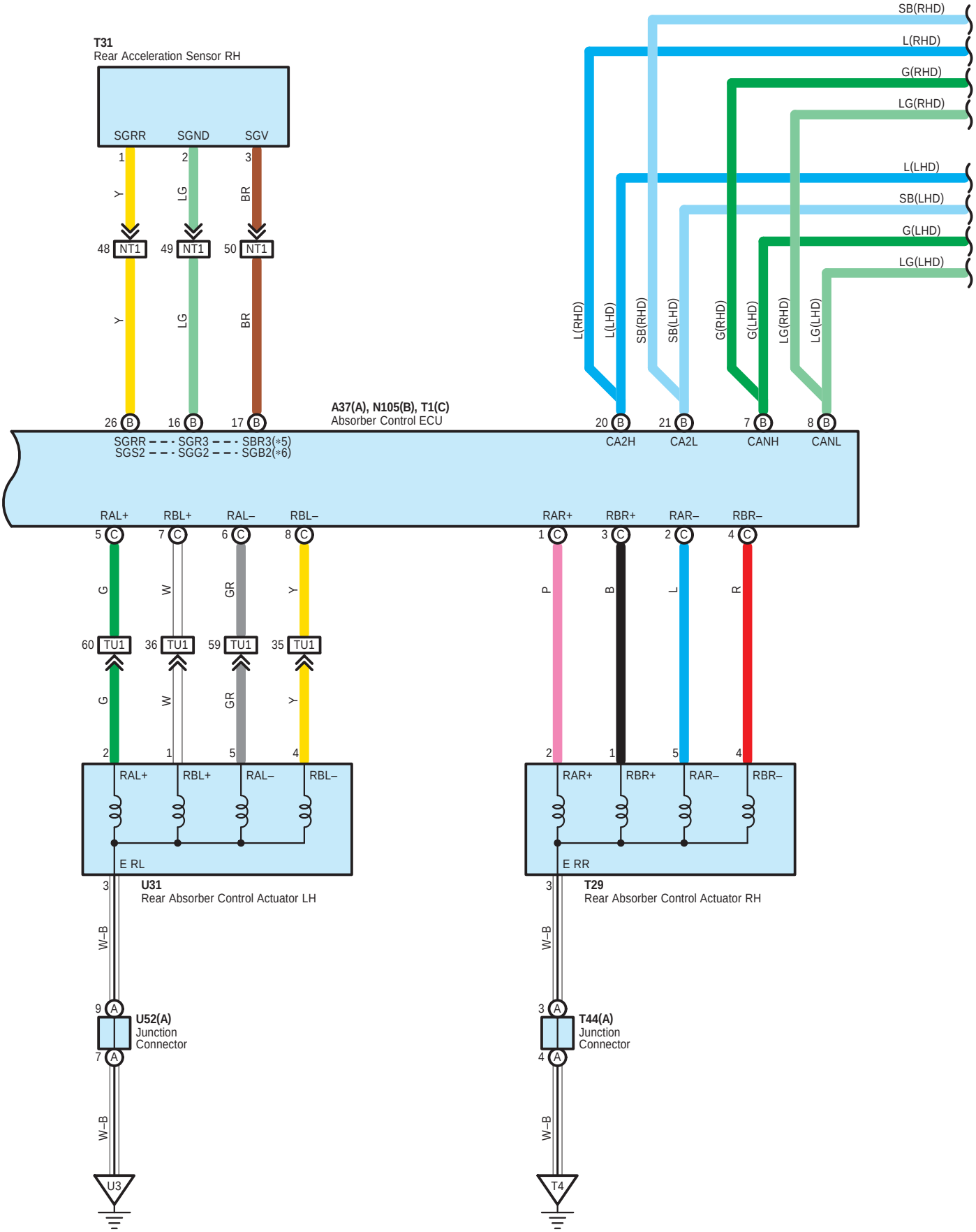
T31
Rear Acceleration Sensor RH
SGRR
SGND
SGV
1
2
3
Y
LG
BR
48 NT1
49 NT1
50 NT1
Y
LG
BR
26 B
16 B
17 B
A37(A), N105(B), T1(C)
Absorber Control ECU
SGRR - - - SGR3 - - - SBR3(*5)
SGS2 - - - SGG2 - - - SGB2(*6)
SB(RHD)
L(RHD)
G(RHD)
LG(RHD)
L(LHD)
SB(LHD)
G(LHD)
LG(LHD)
L(RHD)
L(LHD)
SB(RHD)
SB(LHD)
G(RHD)
G(LHD)
LG(RHD)
LG(LHD)
20 B
21 B
7 B
8 B
CA2H
CA2L
CANH
CANL
RAL+
RBL+
RAL–
RBL–
5 C
7 C
6 C
8 C
G
W
GR
Y
60 TU1
36 TU1
59 TU1
35 TU1
G
W
GR
Y
2
1
5
4
RAL+
RBL+
RAL–
RBL–
E RL
3
U31
Rear Absorber Control Actuator LH
W–B
9 A
U52(A)
Junction
Connector
7 A
W–B
U3
RAR+
RBR+
RAR–
RBR–
1 C
3 C
2 C
4 C
P
B
L
R
2
1
5
4
RAR+
RBR+
RAR–
RBR–
E RR
3
T29
Rear Absorber Control Actuator RH
W–B
3 A
T44(A)
Junction
Connector
4 A
W–B
T4

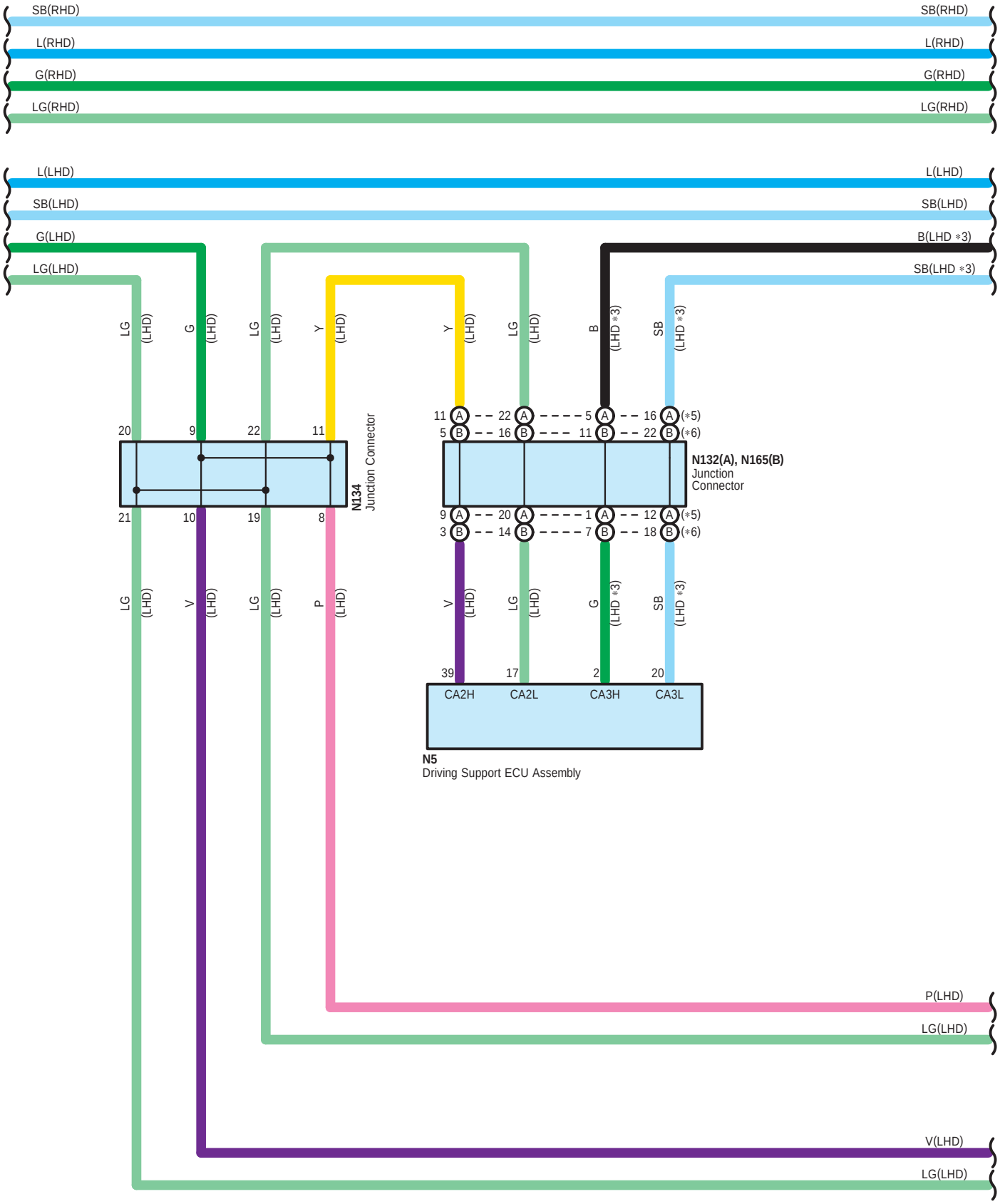
SB(RHD)
L(RHD)
G(RHD)
LG(RHD)
L(LHD)
SB(LHD)
G(LHD)
LG(LHD)
B(LHD *3)
SB(LHD *3)
N134
Junction Connector
N132(A), N165(B)
Junction
Connector
N5
Driving Support ECU Assembly
CA2H
CA2L
CA3H
CA3L
P(LHD)
LG(LHD)
V(LHD)
LG(LHD)

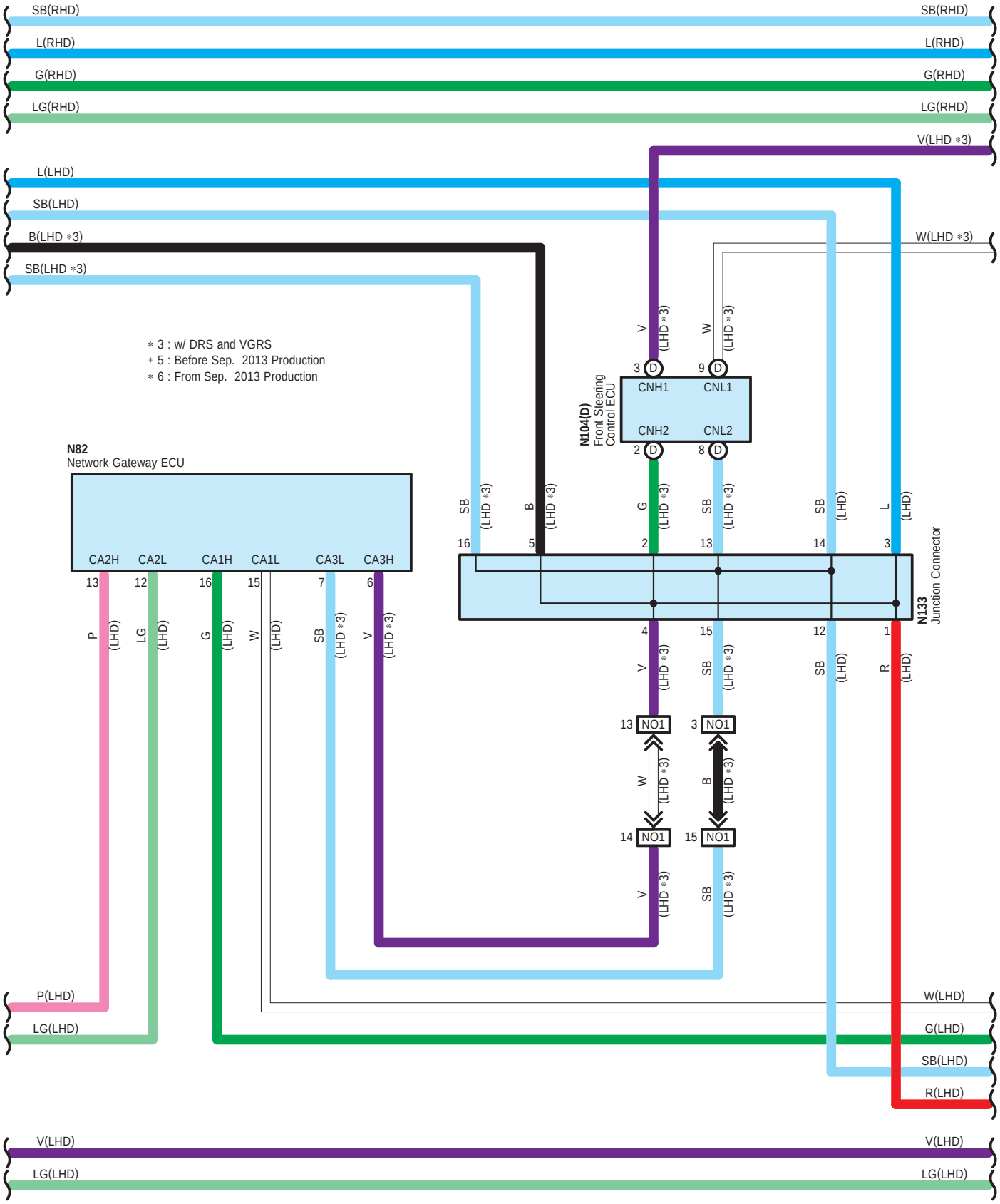
SB(RHD)
L(RHD)
G(RHD)
LG(RHD)
V(LHD ∗3)
L(LHD)
SB(LHD)
B(LHD ∗3)
SB(LHD ∗3)
W(LHD ∗3)
∗ 3 : w/ DRS and VGRS
∗ 5 : Before Sep. 2013 Production
∗ 6 : From Sep. 2013 Production
N104(D)
Front Steering Control ECU
CNH1
CNL1
CNH2
CNL2
N82
Network Gateway ECU
CA2H
CA2L
CA1H
CA1L
CA3L
CA3H
N133
Junction Connector
NO1
P(LHD)
LG(LHD)
W(LHD)
G(LHD)
SB(LHD)
R(LHD)
V(LHD)
LG(LHD)

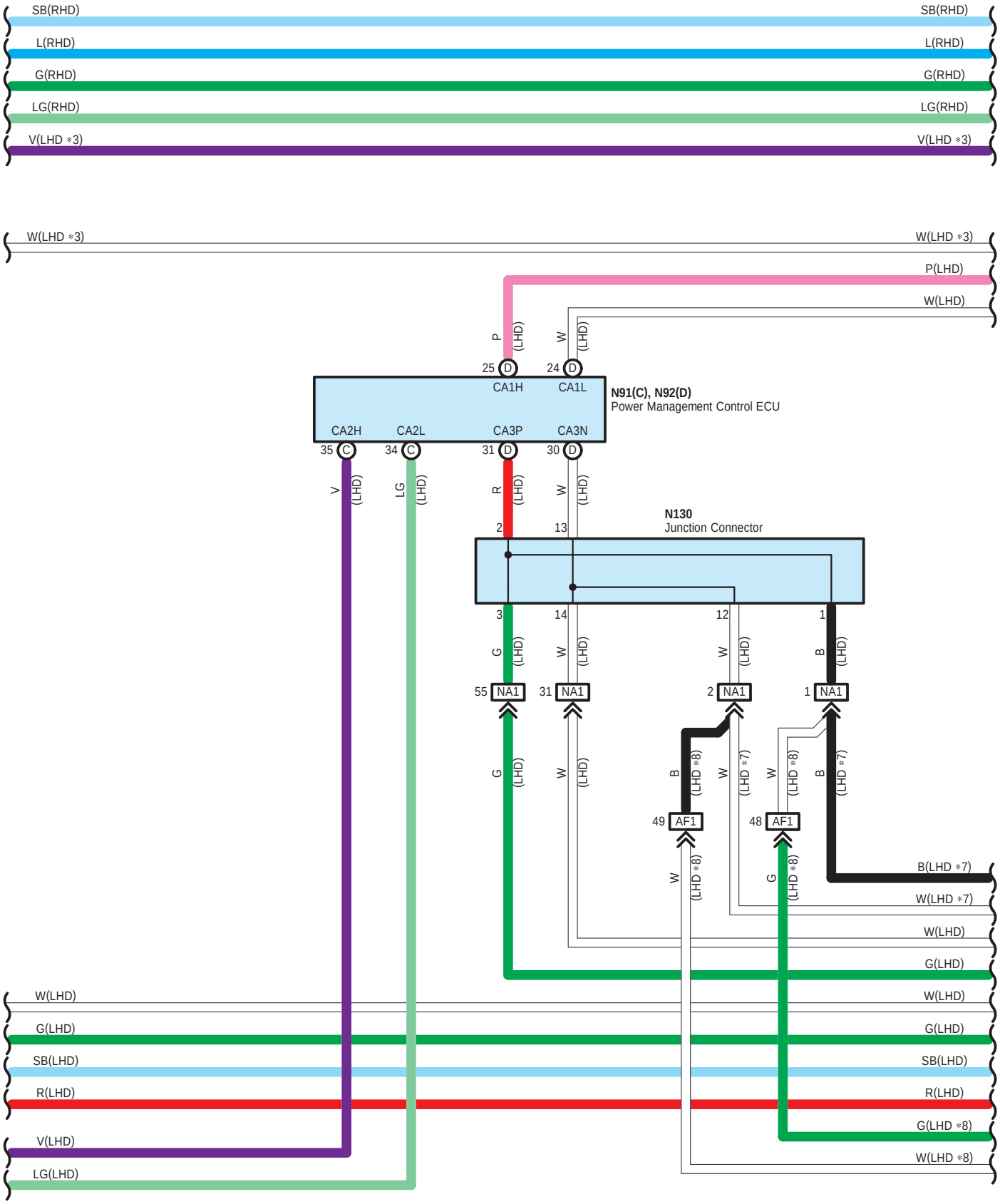
SB(RHD)
L(RHD)
G(RHD)
LG(RHD)
V(LHD ∗3)
W(LHD ∗3)
P(LHD)
W(LHD)
P (LHD)
W (LHD)
25 D
24 D
CA1H
CA1L
N91(C), N92(D)
Power Management Control ECU
CA2H
CA2L
CA3P
CA3N
35 C
34 C
31 D
30 D
V (LHD)
LG (LHD)
R (LHD)
W (LHD)
N130
Junction Connector
2
13
3
14
12
1
G (LHD)
W (LHD)
W (LHD)
B (LHD)
55 NA1
31 NA1
2 NA1
1 NA1
G (LHD)
W (LHD)
B (LHD ∗8)
W (LHD ∗7)
W (LHD ∗8)
B (LHD ∗7)
49 AF1
48 AF1
W (LHD ∗8)
G (LHD ∗8)
B(LHD ∗7)
W(LHD ∗7)
W(LHD)
G(LHD)
W(LHD)
G(LHD)
SB(LHD)
R(LHD)
V(LHD)
LG(LHD)
G(LHD ∗8)
W(LHD ∗8)

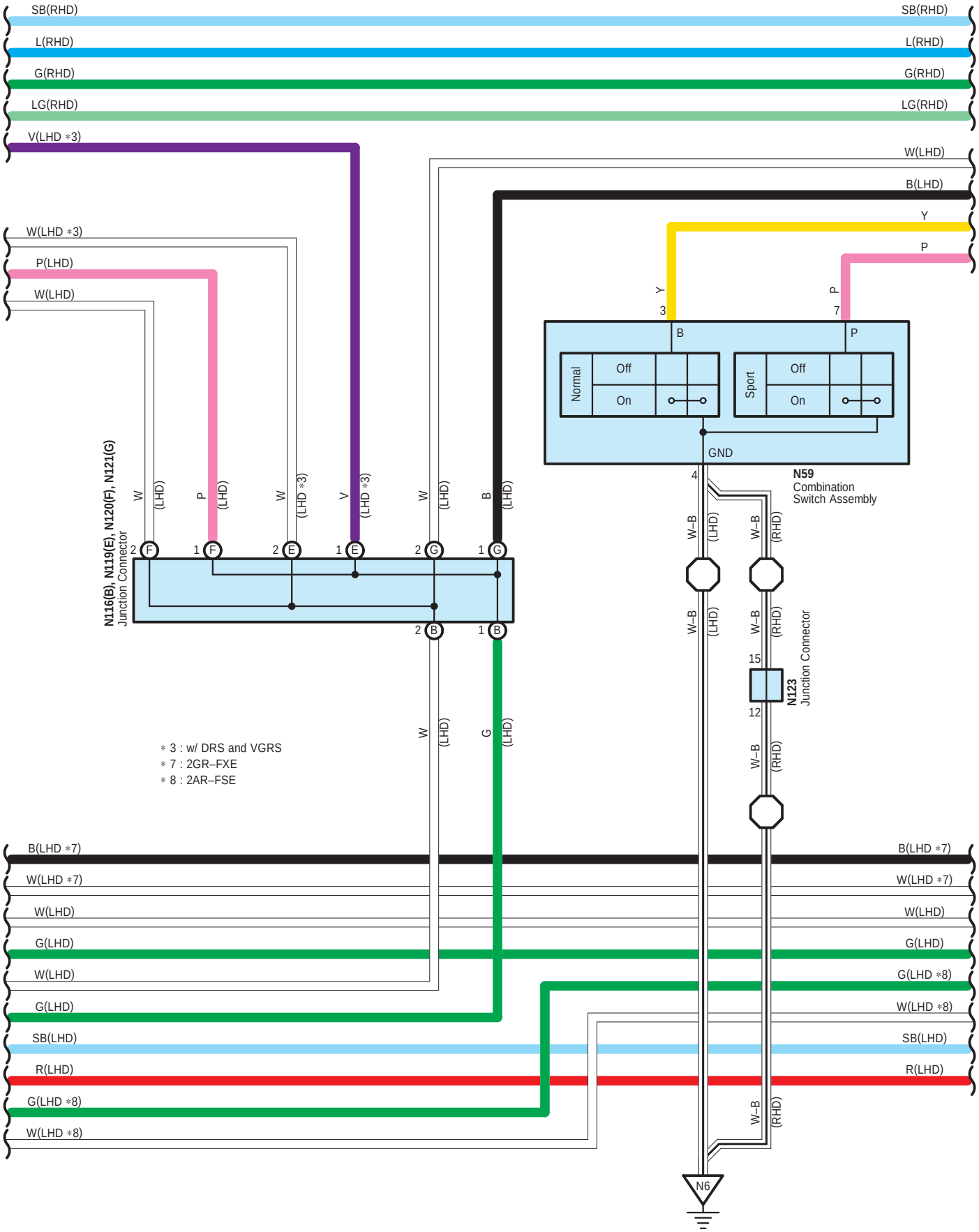
SB(RHD)
L(RHD)
G(RHD)
LG(RHD)
V(LHD ∗3)
W(LHD)
B(LHD)
Y
P
W(LHD ∗3)
P(LHD)
W(LHD)
Y
3
P
7
B
P
Normal
Off
On
Sport
Off
On
GND
4
N59
Combination
Switch Assembly
N116(B), N119(E), N120(F), N121(G)
Junction Connector
W (LHD)
P (LHD)
W (LHD ∗3)
V (LHD ∗3)
W (LHD)
B (LHD)
2 F
1 F
2 E
1 E
2 G
1 G
2 B
1 B
W–B (LHD)
W–B (RHD)
15
12
N123
Junction Connector
W (LHD)
G (LHD)
∗ 3 : w/ DRS and VGRS
∗ 7 : 2GR–FXE
∗ 8 : 2AR–FSE
B(LHD ∗7)
W(LHD ∗7)
W(LHD)
G(LHD)
W(LHD)
G(LHD)
SB(LHD)
R(LHD)
G(LHD ∗8)
W(LHD ∗8)
G(LHD ∗8)
W(LHD ∗8)
N6

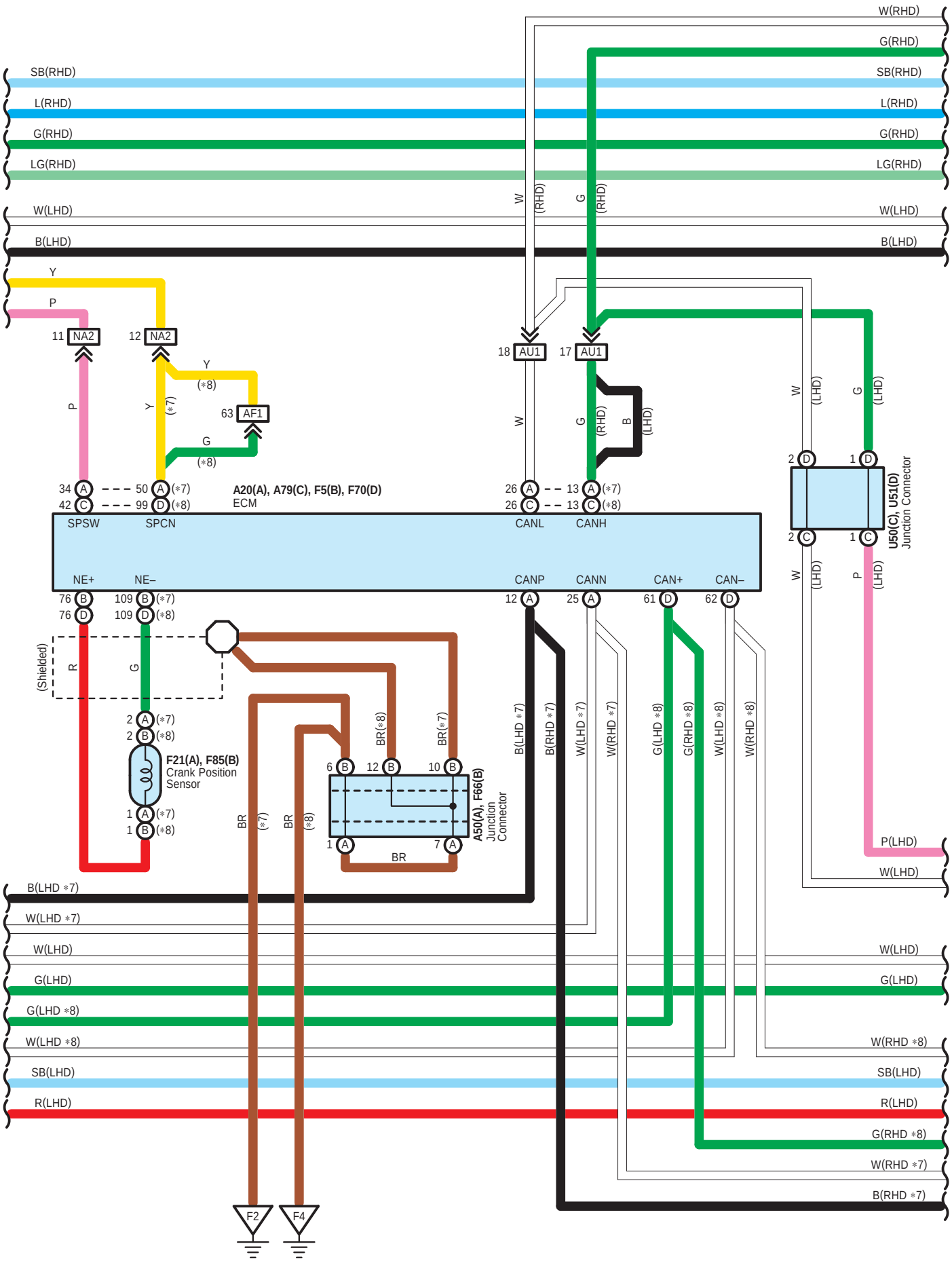
W(RHD)
G(RHD)
SB(RHD)
L(RHD)
G(RHD)
LG(RHD)
W(LHD)
B(LHD)
Y
P
11 NA2
12 NA2
63 AF1
18 AU1
17 AU1
34 A
42 C
50 A (*7)
99 D (*8)
A20(A), A79(C), F5(B), F70(D)
ECM
26 A
26 C
13 A (*7)
13 C (*8)
SPSW
SPCN
CANL
CANH
NE+
NE–
CANP
CANN
CAN+
CAN–
76 B
76 D
109 B (*7)
109 D (*8)
12 A
25 A
61 D
62 D
(Shielded)
R
G
2 A (*7)
2 B (*8)
F21(A), F85(B)
Crank Position
Sensor
1 A (*7)
1 B (*8)
6 B
12 B
10 B
1 A
7 A
A50(A), F66(B)
Junction
Connector
BR(*8)
BR(*7)
BR
BR (*7)
BR (*8)
B(LHD *7)
B(RHD *7)
W(LHD *7)
W(RHD *7)
G(LHD *8)
G(RHD *8)
W(LHD *8)
W(RHD *8)
2 D
1 D
2 C
1 C
U50(C), U51(D)
Junction Connector
W (LHD)
G (LHD)
P (LHD)
B(LHD *7)
W(LHD *7)
W(LHD)
G(LHD)
G(LHD *8)
W(LHD *8)
SB(LHD)
R(LHD)
W(RHD *8)
G(RHD *8)
W(RHD *7)
B(RHD *7)
F2
F4

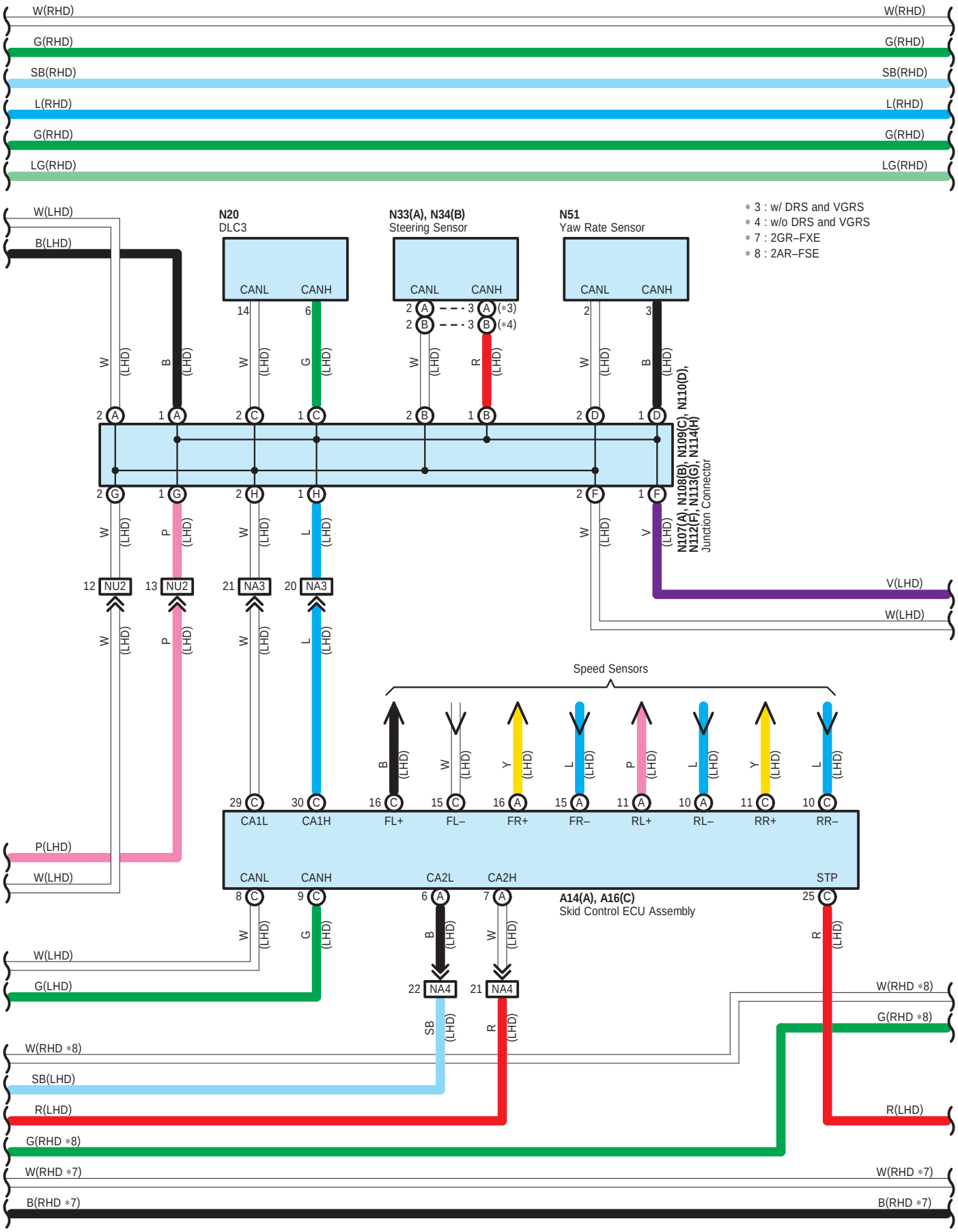
W(RHD)
G(RHD)
SB(RHD)
L(RHD)
G(RHD)
LG(RHD)
W(LHD)
B(LHD)
N20
DLC3
CANL
CANH
N33(A), N34(B)
Steering Sensor
N51
Yaw Rate Sensor
∗3 : w/ DRS and VGRS
∗4 : w/o DRS and VGRS
∗7 : 2GR–FXE
∗8 : 2AR–FSE
N107(A), N108(B), N109(C), N110(D),
N112(F), N113(G), N114(H)
Junction Connector
V(LHD)
NU2
NA3
Speed Sensors
CA1L
CA1H
FL+
FL–
FR+
FR–
RL+
RL–
RR+
RR–
P(LHD)
CANL
CANH
CA2L
CA2H
STP
A14(A), A16(C)
Skid Control ECU Assembly
NA4
W(RHD ∗8)
G(RHD ∗8)
SB(LHD)
R(LHD)
W(RHD ∗7)
B(RHD ∗7)

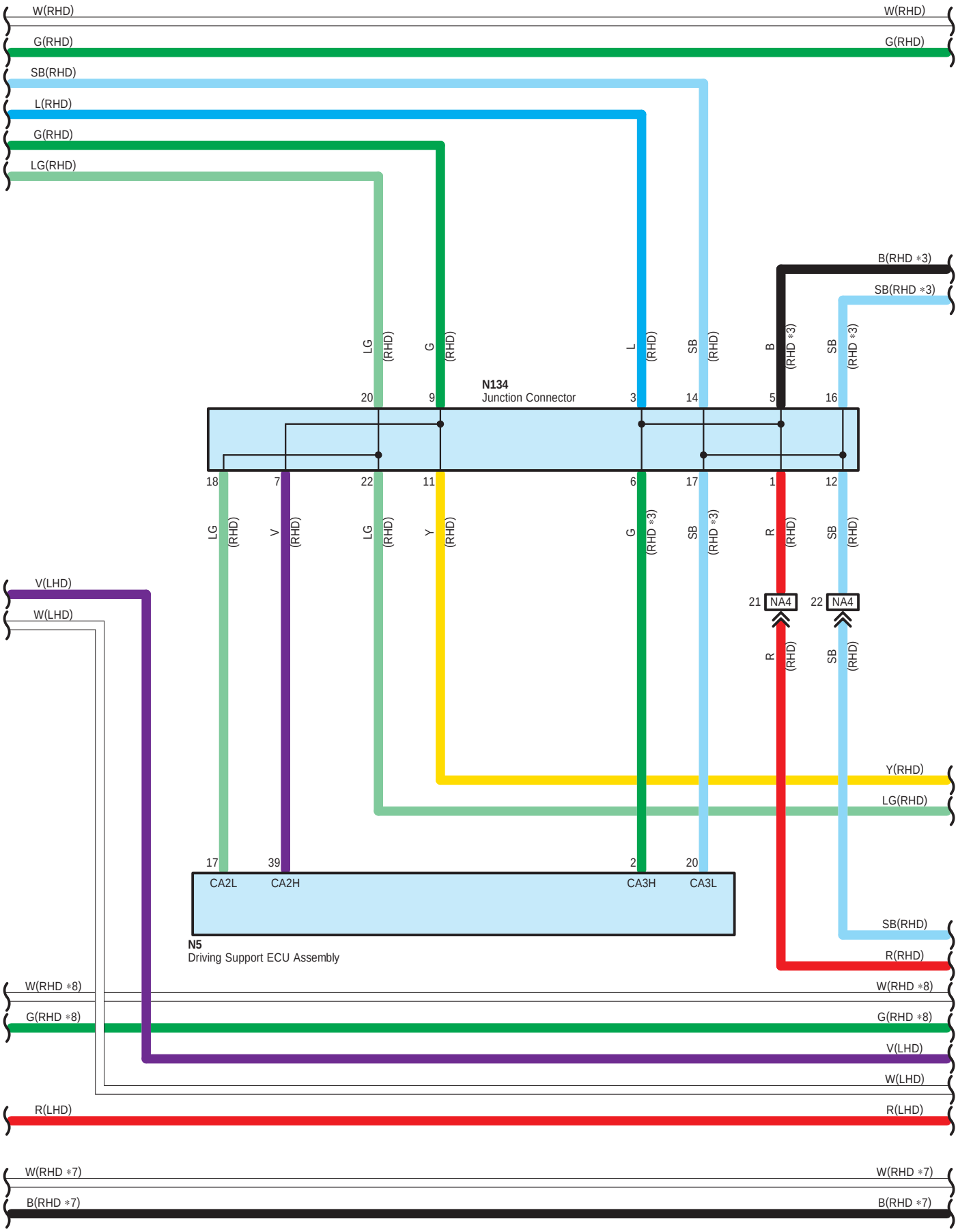
W(RHD)
G(RHD)
SB(RHD)
L(RHD)
G(RHD)
LG(RHD)
B(RHD *3)
SB(RHD *3)
N134
Junction Connector
20
9
3
14
5
16
18
7
22
11
6
17
1
12
21 NA4
22 NA4
V(LHD)
W(LHD)
Y(RHD)
LG(RHD)
17
39
2
20
CA2L
CA2H
CA3H
CA3L
N5
Driving Support ECU Assembly
SB(RHD)
R(RHD)
W(RHD *8)
G(RHD *8)
V(LHD)
W(LHD)
R(LHD)
W(RHD *7)
B(RHD *7)

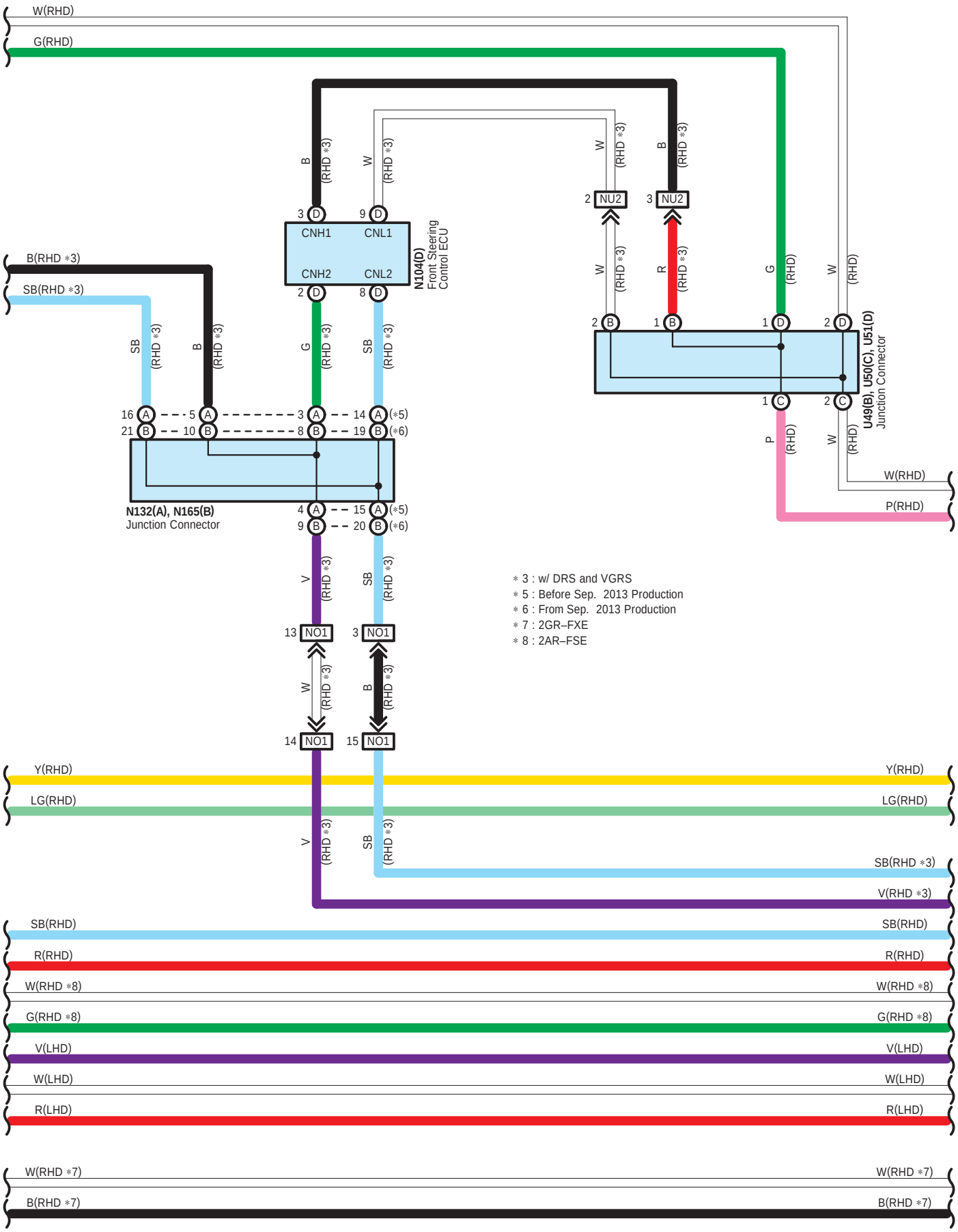
W(RHD)
G(RHD)
B(RHD ∗3)
SB(RHD ∗3)
N104(D)
Front Steering
Control ECU
CNH1
CNL1
CNH2
CNL2
NU2
NO1
N132(A), N165(B)
Junction Connector
U49(B), U50(C), U51(D)
Junction Connector
∗ 3 : w/ DRS and VGRS
∗ 5 : Before Sep. 2013 Production
∗ 6 : From Sep. 2013 Production
∗ 7 : 2GR–FXE
∗ 8 : 2AR–FSE
Y(RHD)
LG(RHD)
SB(RHD ∗3)
V(RHD ∗3)
SB(RHD)
R(RHD)
W(RHD ∗8)
G(RHD ∗8)
V(LHD)
W(LHD)
R(LHD)
W(RHD ∗7)
B(RHD ∗7)
P(RHD)

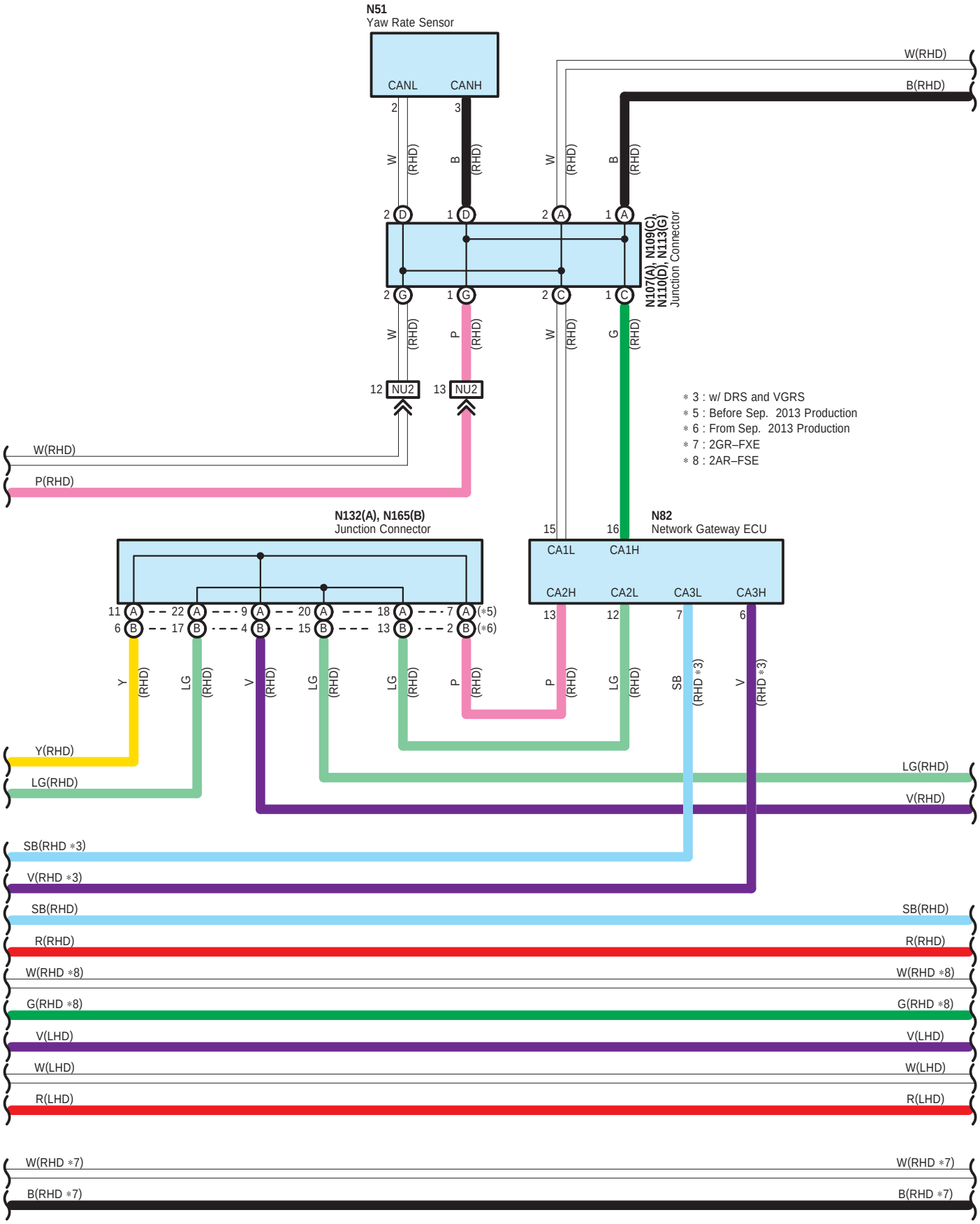
N51
Yaw Rate Sensor
CANL
CANH
W(RHD)
B(RHD)
N107(A), N109(C), N110(D), N113(G)
Junction Connector
NU2
NU2
W(RHD)
P(RHD)
∗ 3 : w/ DRS and VGRS
∗ 5 : Before Sep. 2013 Production
∗ 6 : From Sep. 2013 Production
∗ 7 : 2GR–FXE
∗ 8 : 2AR–FSE
N132(A), N165(B)
Junction Connector
N82
Network Gateway ECU
CA1L
CA1H
CA2H
CA2L
CA3L
CA3H
Y(RHD)
LG(RHD)
V(RHD)
SB(RHD ∗3)
V(RHD ∗3)
SB(RHD)
R(RHD)
W(RHD ∗8)
G(RHD ∗8)
V(LHD)
W(LHD)
R(LHD)
W(RHD ∗7)
B(RHD ∗7)

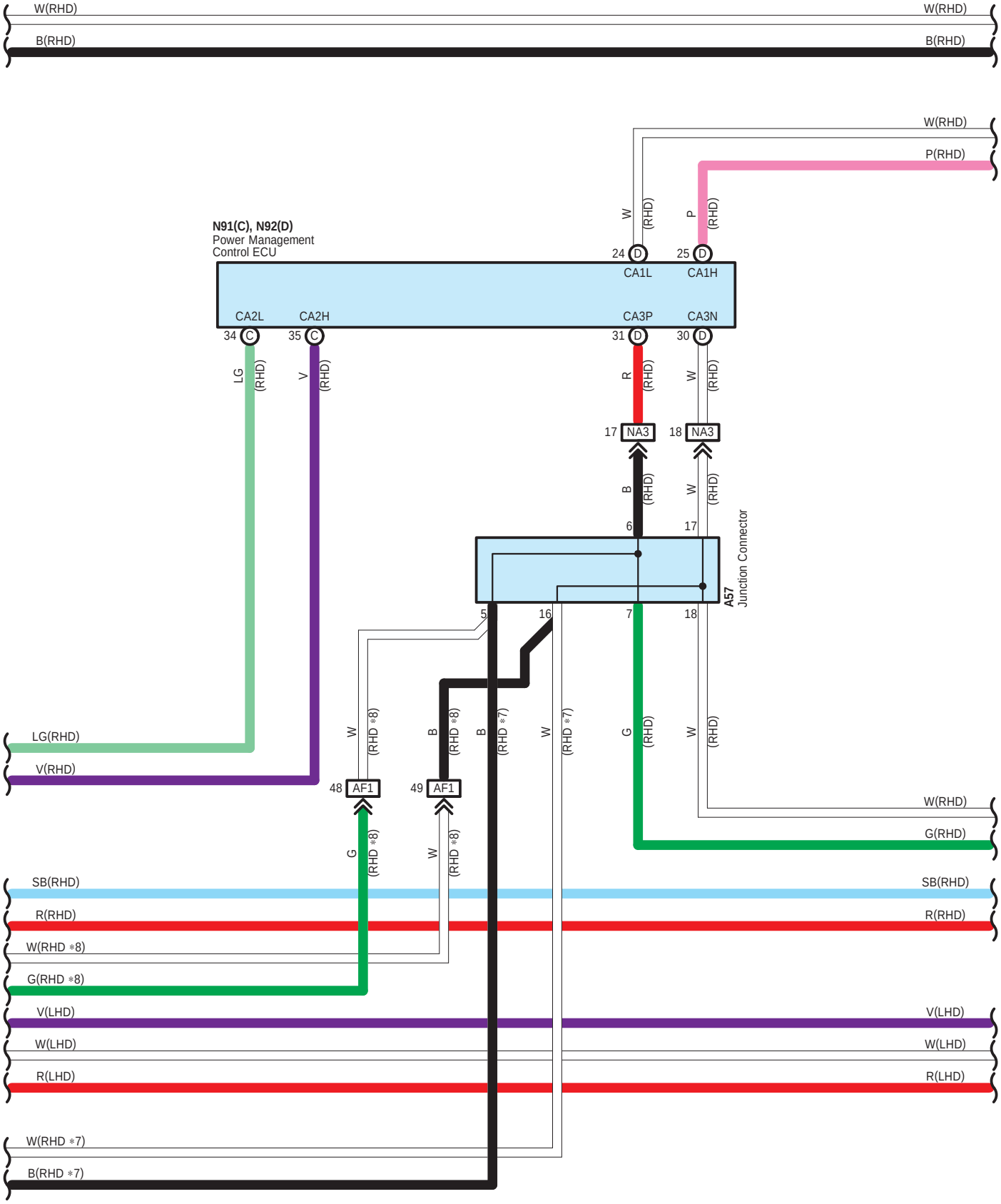
W(RHD)
B(RHD)
W(RHD)
B(RHD)
W(RHD)
P(RHD)
N91(C), N92(D)
Power Management
Control ECU
24 D
CA1L
25 D
CA1H
CA2L
CA2H
CA3P
CA3N
34 C
35 C
31 D
30 D
LG (RHD)
V (RHD)
R (RHD)
W (RHD)
P (RHD)
17 NA3
18 NA3
B (RHD)
W (RHD)
6
17
A57
Junction Connector
5
16
7
18
W (RHD *8)
B (RHD *8)
B (RHD *7)
W (RHD *7)
G (RHD)
W (RHD)
LG(RHD)
V(RHD)
48 AF1
49 AF1
G (RHD *8)
W (RHD *8)
W(RHD)
G(RHD)
SB(RHD)
R(RHD)
W(RHD *8)
G(RHD *8)
V(LHD)
W(LHD)
R(LHD)
SB(RHD)
R(RHD)
V(LHD)
W(LHD)
R(LHD)
W(RHD *7)
B(RHD *7)

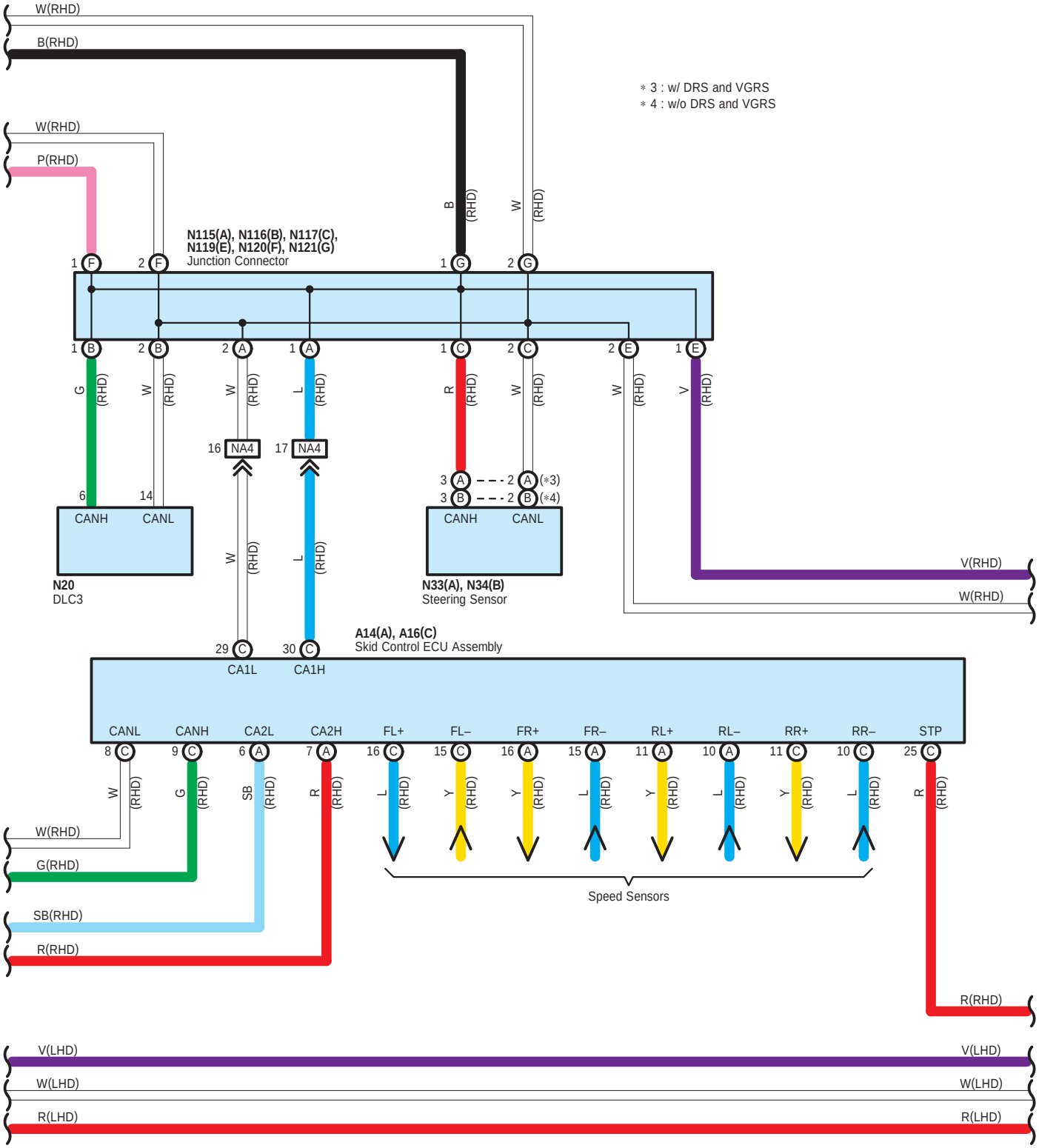
W(RHD)
B(RHD)
W(RHD)
P(RHD)
∗ 3 : w/ DRS and VGRS
∗ 4 : w/o DRS and VGRS
N115(A), N116(B), N117(C),
N119(E), N120(F), N121(G)
Junction Connector
1 F
2 F
1 G
2 G
B (RHD)
W (RHD)
1 B
2 B
2 A
1 A
1 C
2 C
2 E
1 E
G (RHD)
W (RHD)
W (RHD)
L (RHD)
R (RHD)
W (RHD)
W (RHD)
V (RHD)
16 NA4
17 NA4
6
14
CANH
CANL
N20
DLC3
3 A
2 A (∗3)
3 B
2 B (∗4)
CANH
CANL
N33(A), N34(B)
Steering Sensor
W (RHD)
L (RHD)
V(RHD)
W(RHD)
A14(A), A16(C)
Skid Control ECU Assembly
29 C
30 C
CA1L
CA1H
CANL
CANH
CA2L
CA2H
FL+
FL–
FR+
FR–
RL+
RL–
RR+
RR–
STP
8 C
9 C
6 A
7 A
16 C
15 C
16 A
15 A
11 A
10 A
11 C
10 C
25 C
W (RHD)
G (RHD)
SB (RHD)
R (RHD)
L (RHD)
Y (RHD)
Y (RHD)
L (RHD)
Y (RHD)
L (RHD)
Y (RHD)
L (RHD)
R (RHD)
W(RHD)
G(RHD)
SB(RHD)
R(RHD)
Speed Sensors
R(RHD)
V(LHD)
V(LHD)
W(LHD)
W(LHD)
R(LHD)
R(LHD)

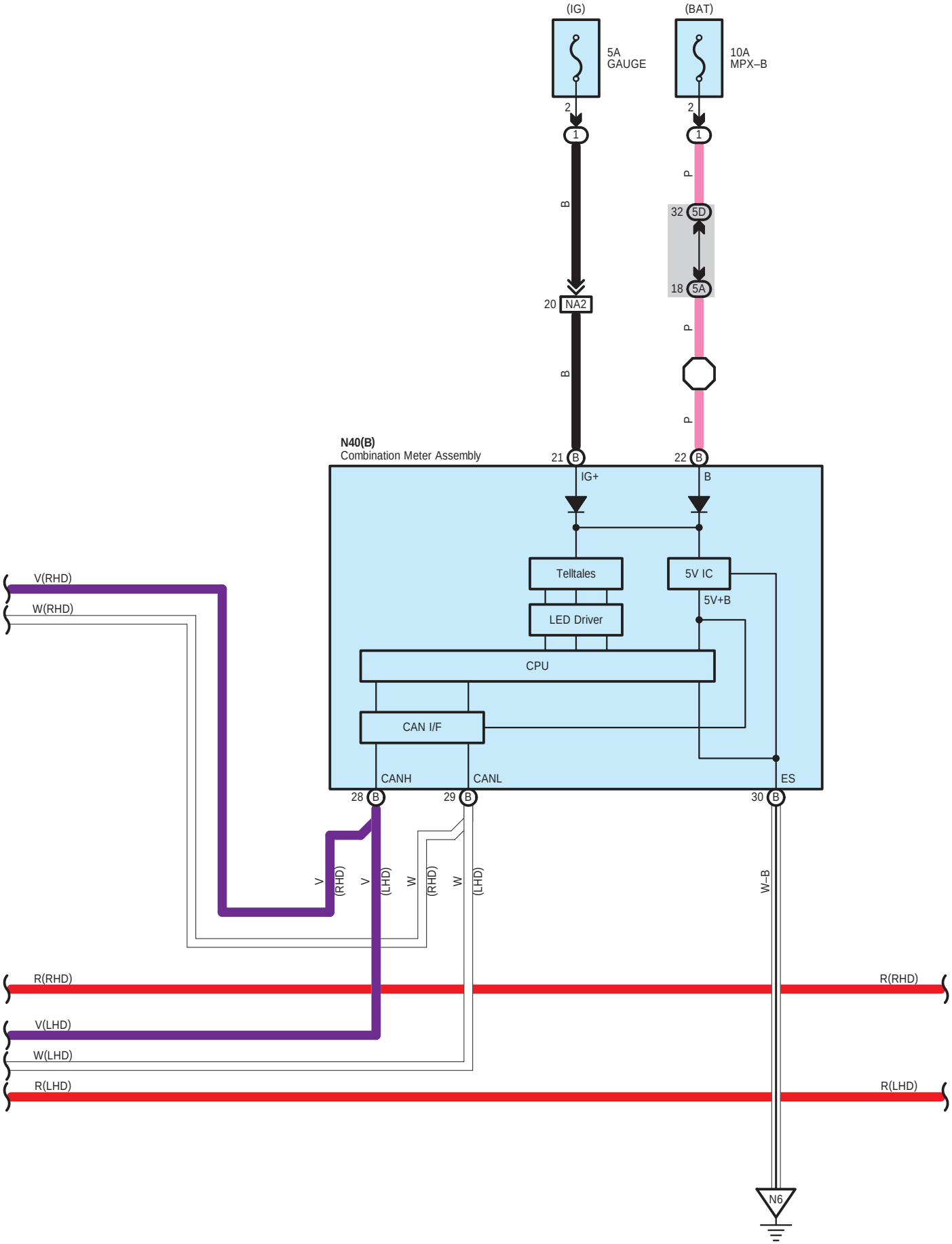
(IG)
(BAT)
5A
GAUGE
10A
MPX–B
2
1
B
P
32
5D
18
5A
20
NA2
N40(B)
Combination Meter Assembly
21
22
IG+
B
Telltales
5V IC
5V+B
LED Driver
CPU
CAN I/F
CANH
CANL
ES
28
29
30
V(RHD)
W(RHD)
V
(RHD)
V
(LHD)
W
(RHD)
W
(LHD)
W–B
R(RHD)
V(LHD)
W(LHD)
R(LHD)
N6

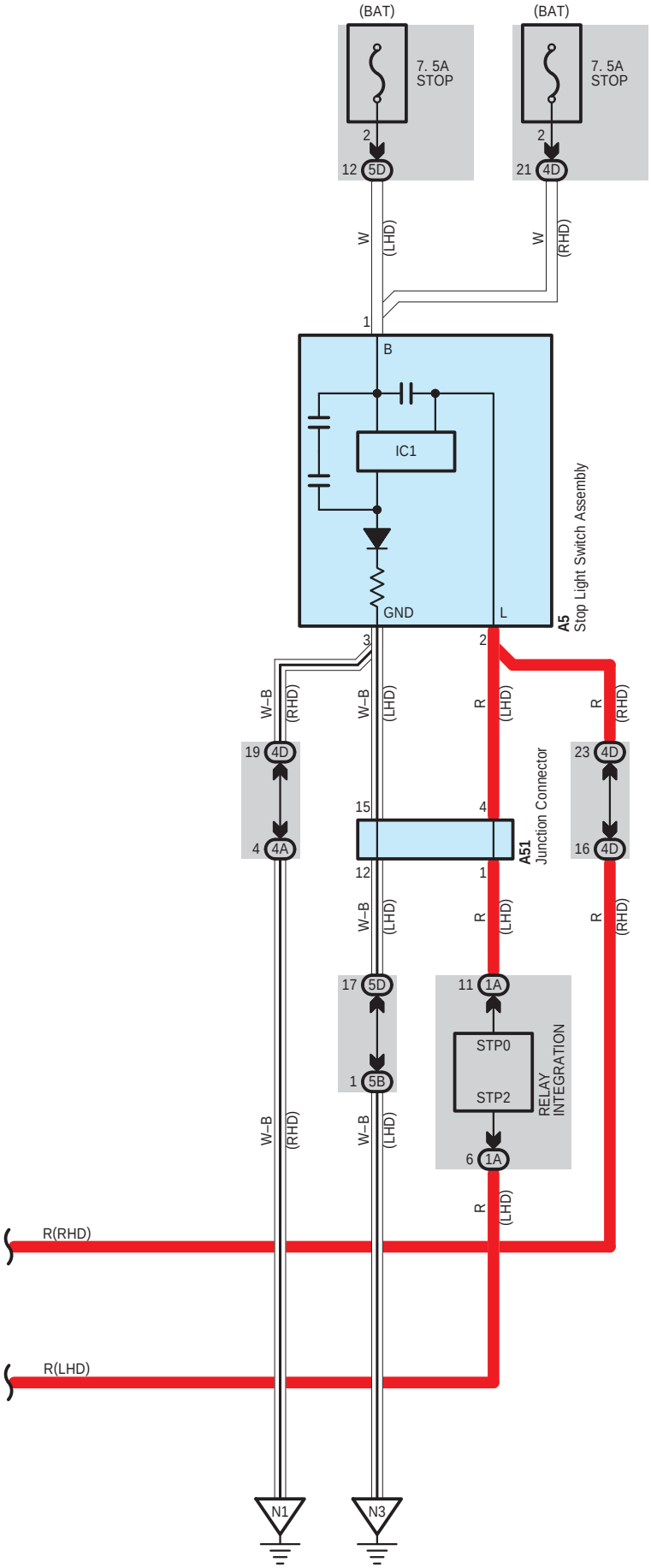
(BAT)
7. 5A
STOP
2
12 5D
(BAT)
7. 5A
STOP
2
21 4D
W
(LHD)
W
(RHD)
1
B
IC1
GND
L
A5
Stop Light Switch Assembly
3
2
W–B
(RHD)
W–B
(LHD)
R
(LHD)
R
(RHD)
19 4D
4 4A
15
4
A51
Junction Connector
23 4D
16 4D
12
1
W–B
(LHD)
R
(LHD)
R
(RHD)
17 5D
1 5B
11 1A
STP0
STP2
RELAY
INTEGRATION
6 1A
W–B
(RHD)
W–B
(LHD)
R
(LHD)
R(RHD)
R(LHD)
N1
N3

A 5
White

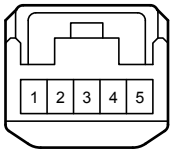

A 8
Black



A 14
Black

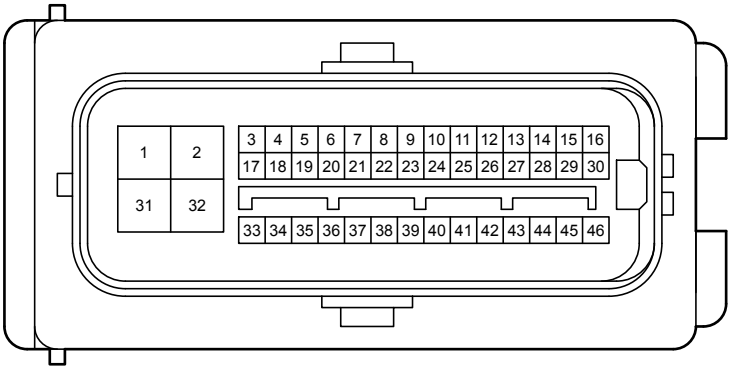

A 16
Gray

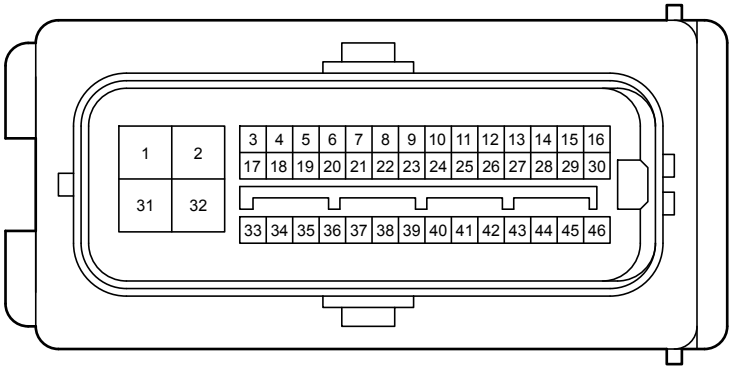

A 17
Black

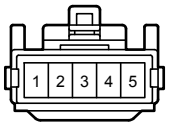

A 20
Black

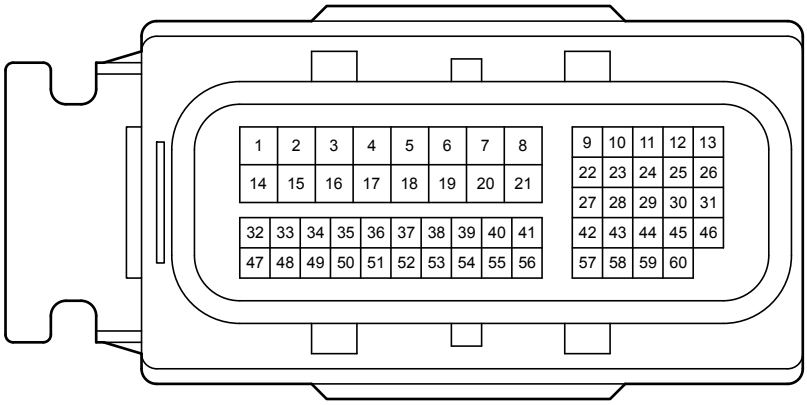

A 37
Black

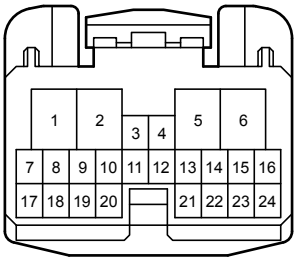

A 42
Black

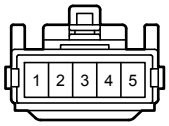

A 50
Gray

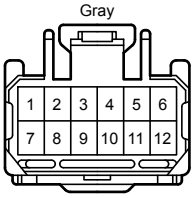

A 51
Blue

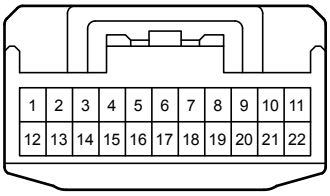

A 53
White

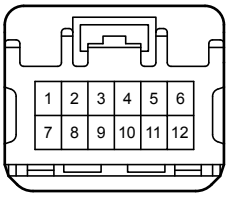

A 57
Blue

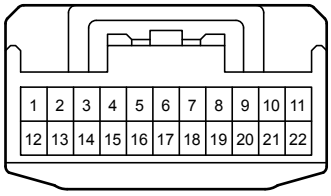

A 69
Gray



A 79
Black

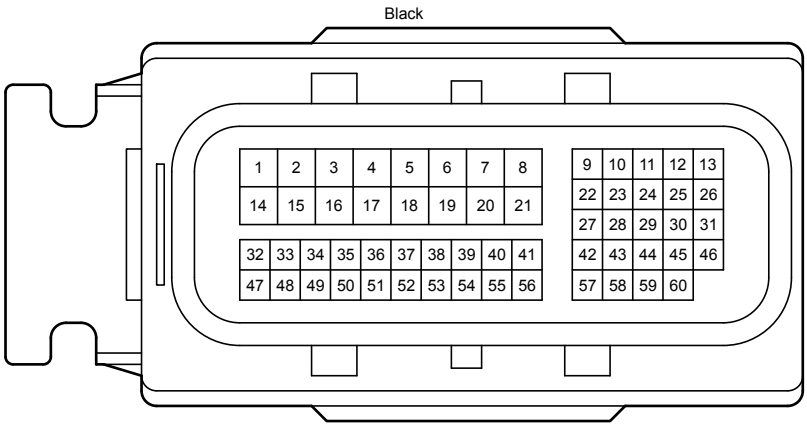

F 5
Black

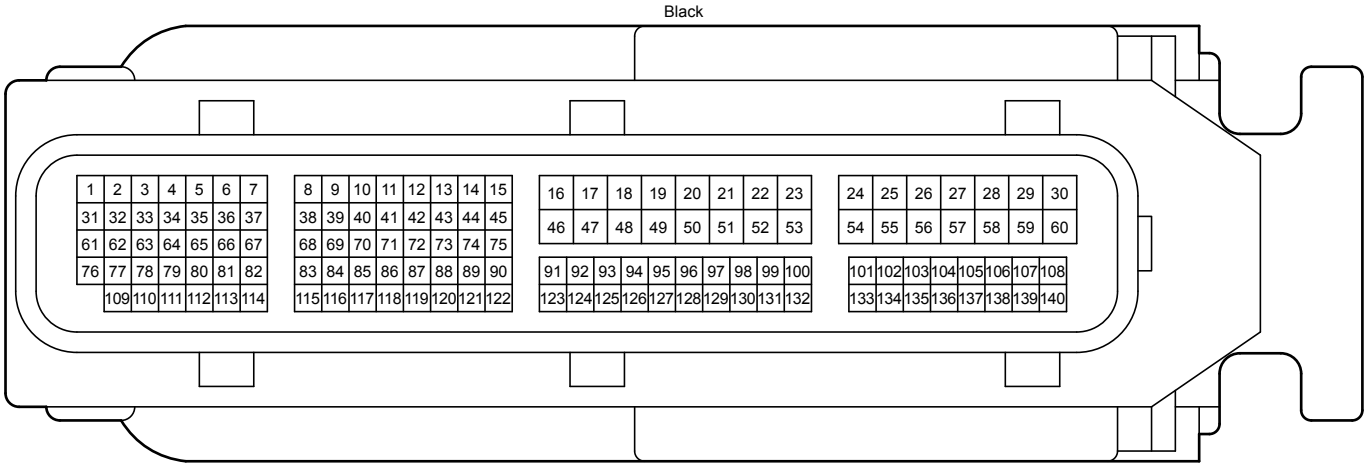

F 21
Black

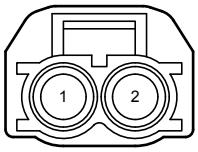

F 66
Gray

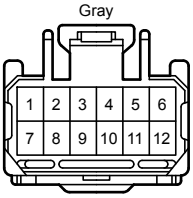

F 70
Black

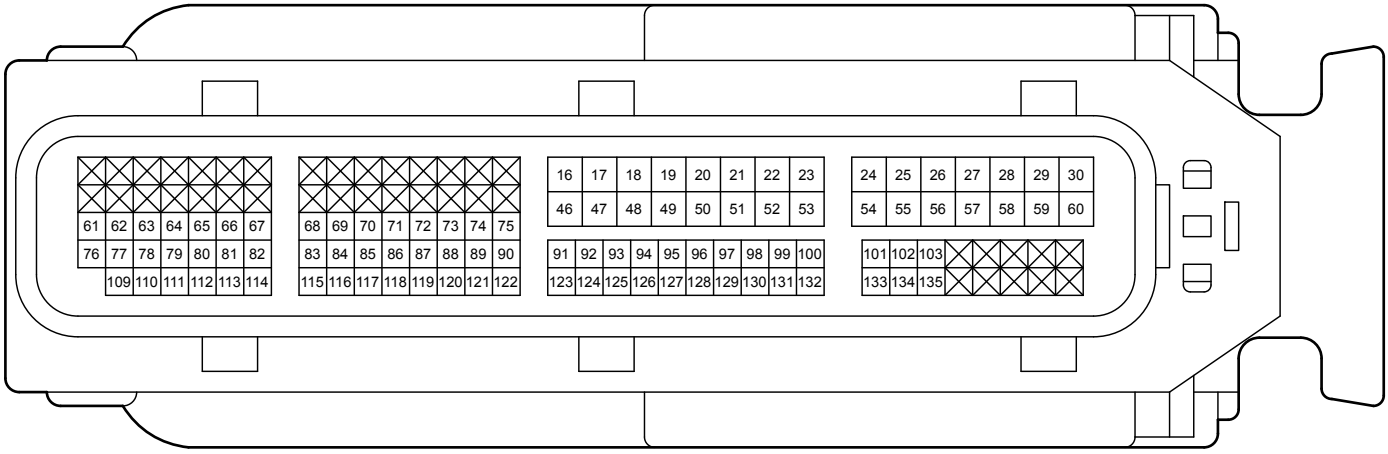

F 85
Black

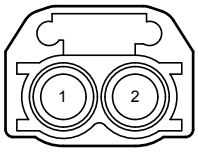

N 5
White

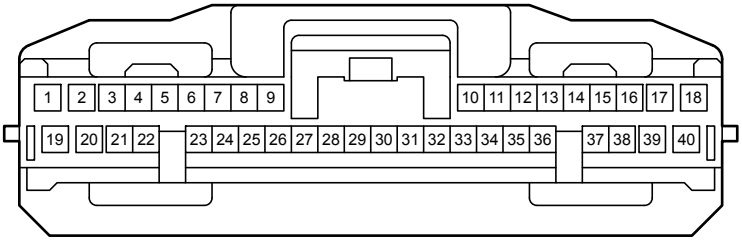

N 20
Black

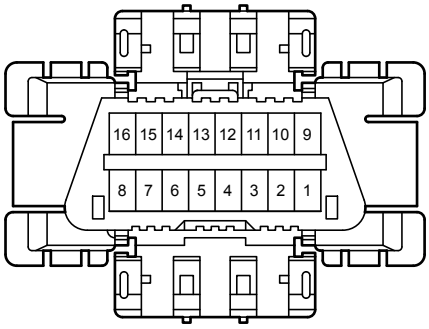

N 33
White

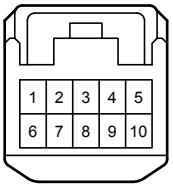

N 34
Black



N 40
Black

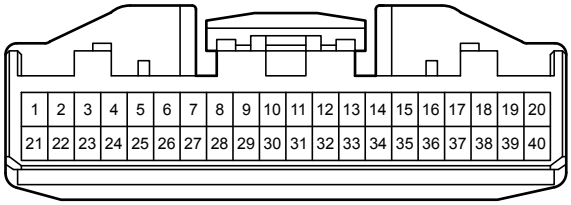

N 51
Black



N 59
Black



N 82
White

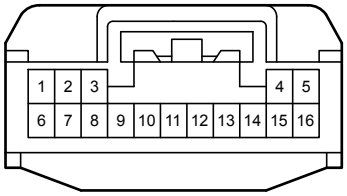

N 91
Gray

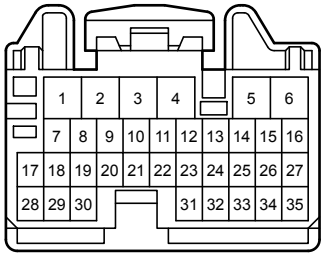

N 92
Gray

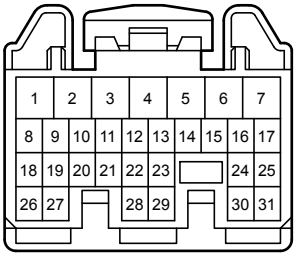

N104
White

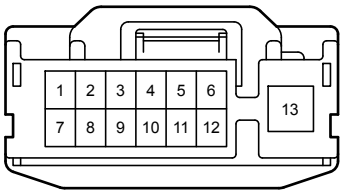

N105
Black

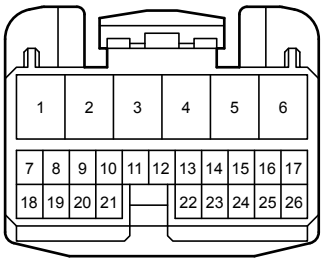

N107
White

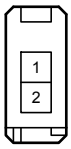

N108
White

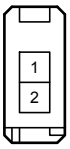

N109
White

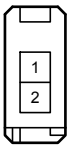

N110
White

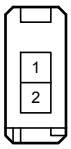

N112
White

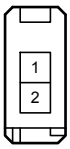

N113
White

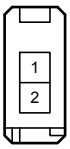

N114
White

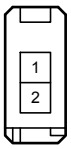

N115
White

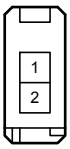

N116
White

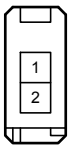

N117
White

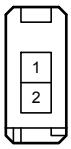

N119
White

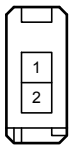

N120
White

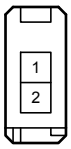

N121
White

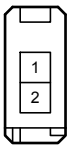

N123
Blue

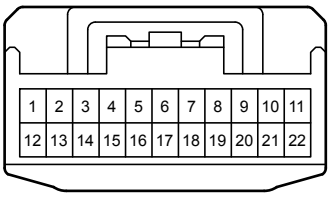

N130
Black

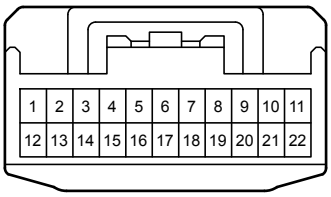

N132
Black

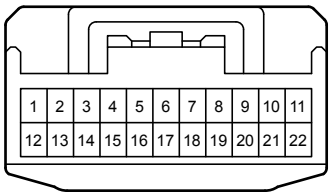

N133
Black

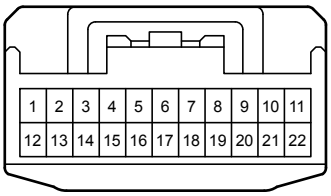

N134
Black

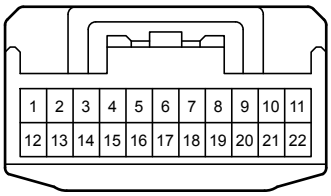

N165
Black

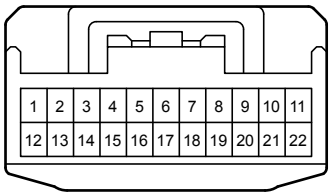

T 1
Black

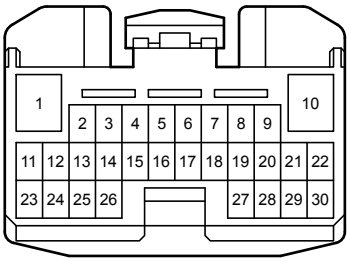

T 29
Black

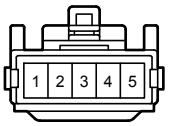

T 31
Black



T 44
Blue



U 31
Black

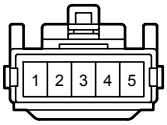

U 49
White

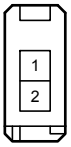

U 50
White

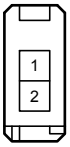

U 51
White

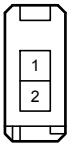

U 52
Blue

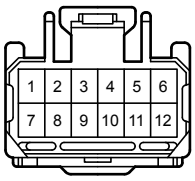

1A
Black

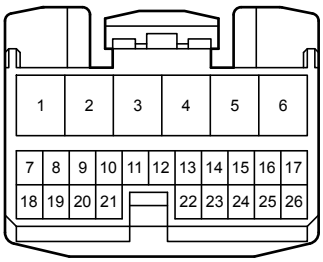

4A
White

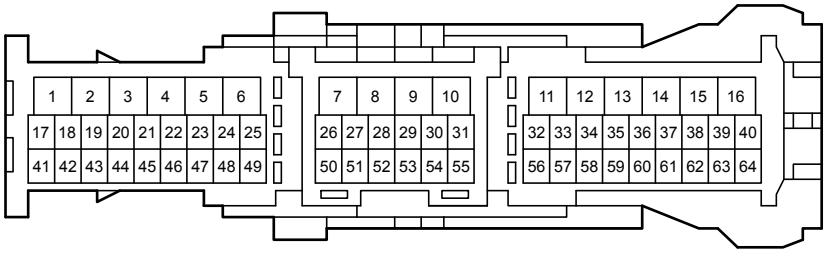

4D
White

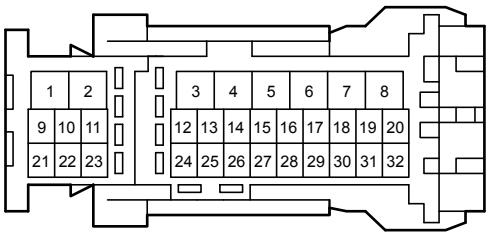

5A
White

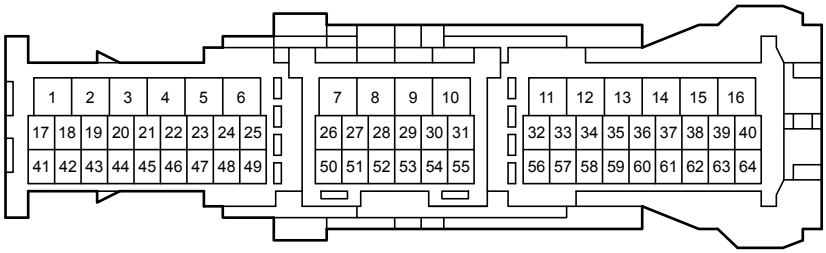

5B
White

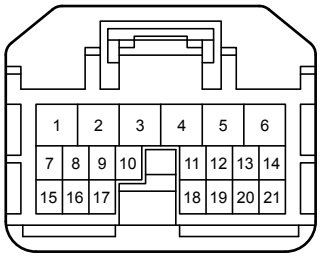

5D
White

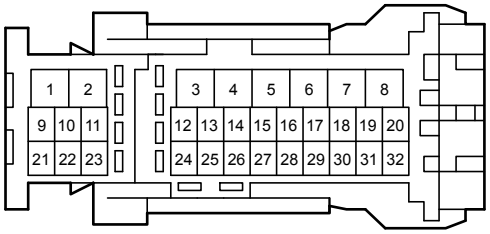

AF1
White

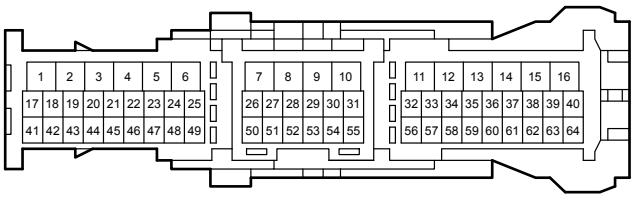

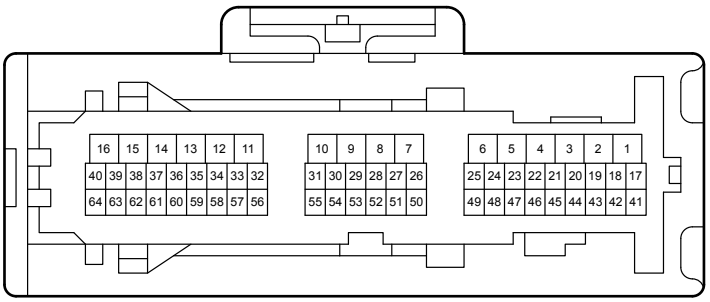

AU1
White

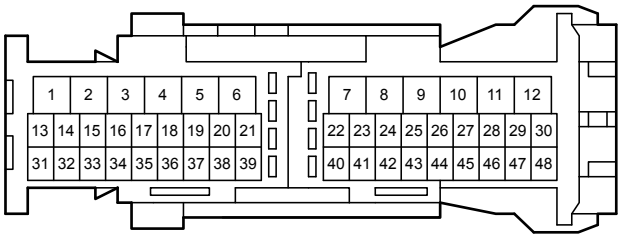

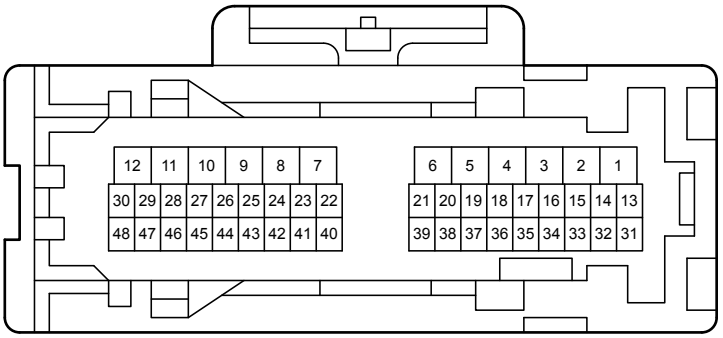

NA1
White

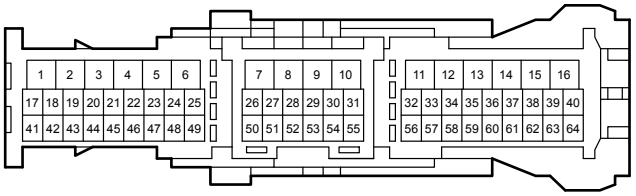

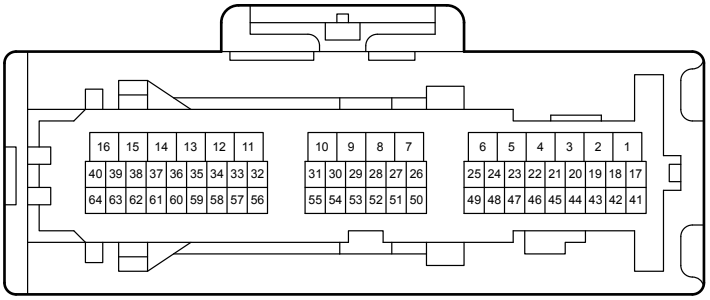

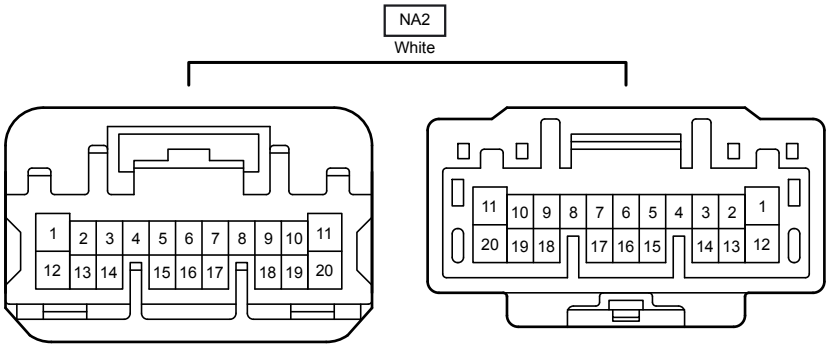
NA2
White
1 2 3 4 5 6 7 8 9 10 11
12 13 14 15 16 17 18 19 20
11 10 9 8 7 6 5 4 3 2 1
20 19 18 17 16 15 14 13 12

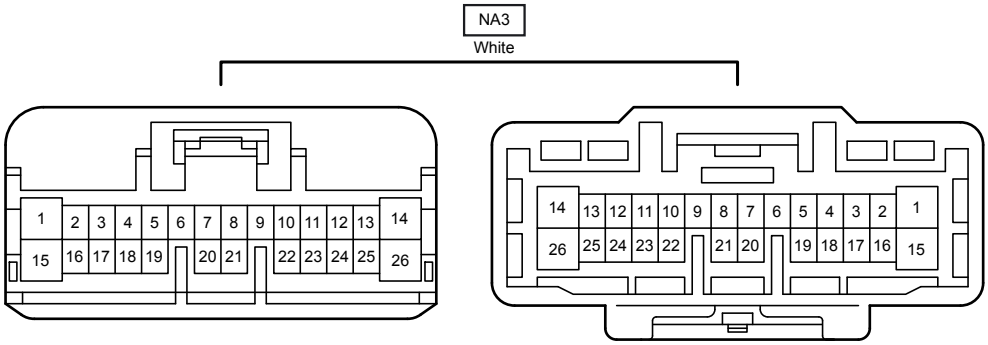
NA3
White
1 2 3 4 5 6 7 8 9 10 11 12 13 14
15 16 17 18 19 20 21 22 23 24 25 26
14 13 12 11 10 9 8 7 6 5 4 3 2 1
26 25 24 23 22 21 20 19 18 17 16 15

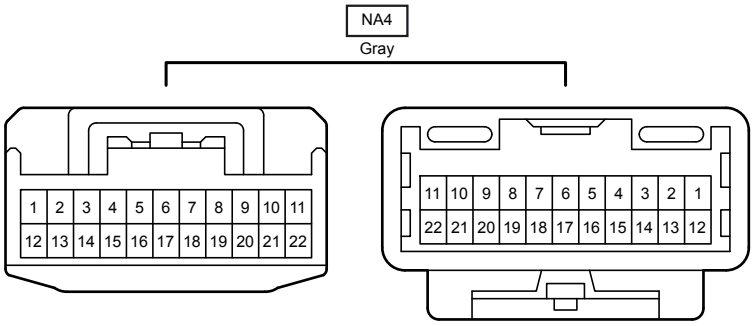
NA4
Gray
1 2 3 4 5 6 7 8 9 10 11
12 13 14 15 16 17 18 19 20 21 22
11 10 9 8 7 6 5 4 3 2 1
22 21 20 19 18 17 16 15 14 13 12

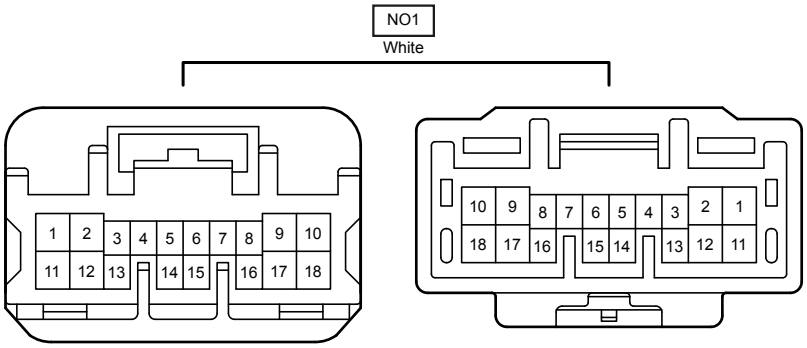
NO1
White
1 2 3 4 5 6 7 8 9 10
11 12 13 14 15 16 17 18
10 9 8 7 6 5 4 3 2 1
18 17 16 15 14 13 12 11

NT1
White

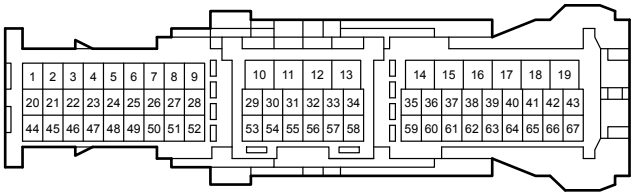

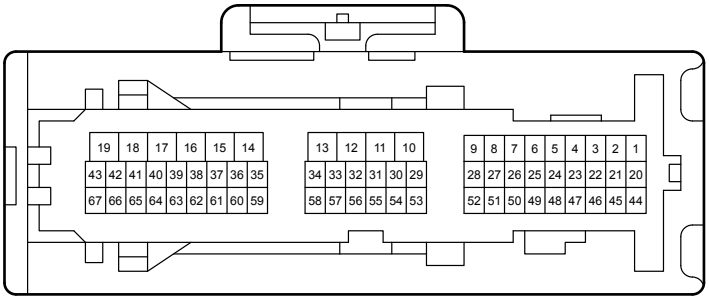

NU2
White

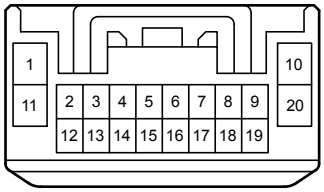

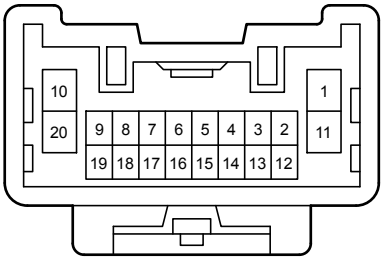
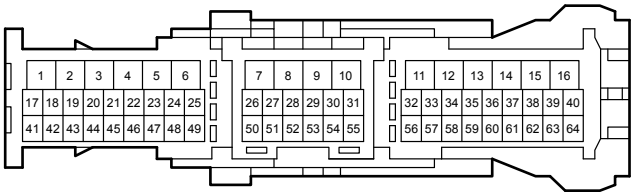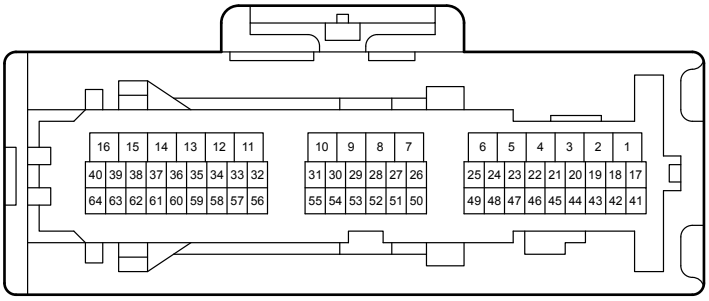
TU1
White