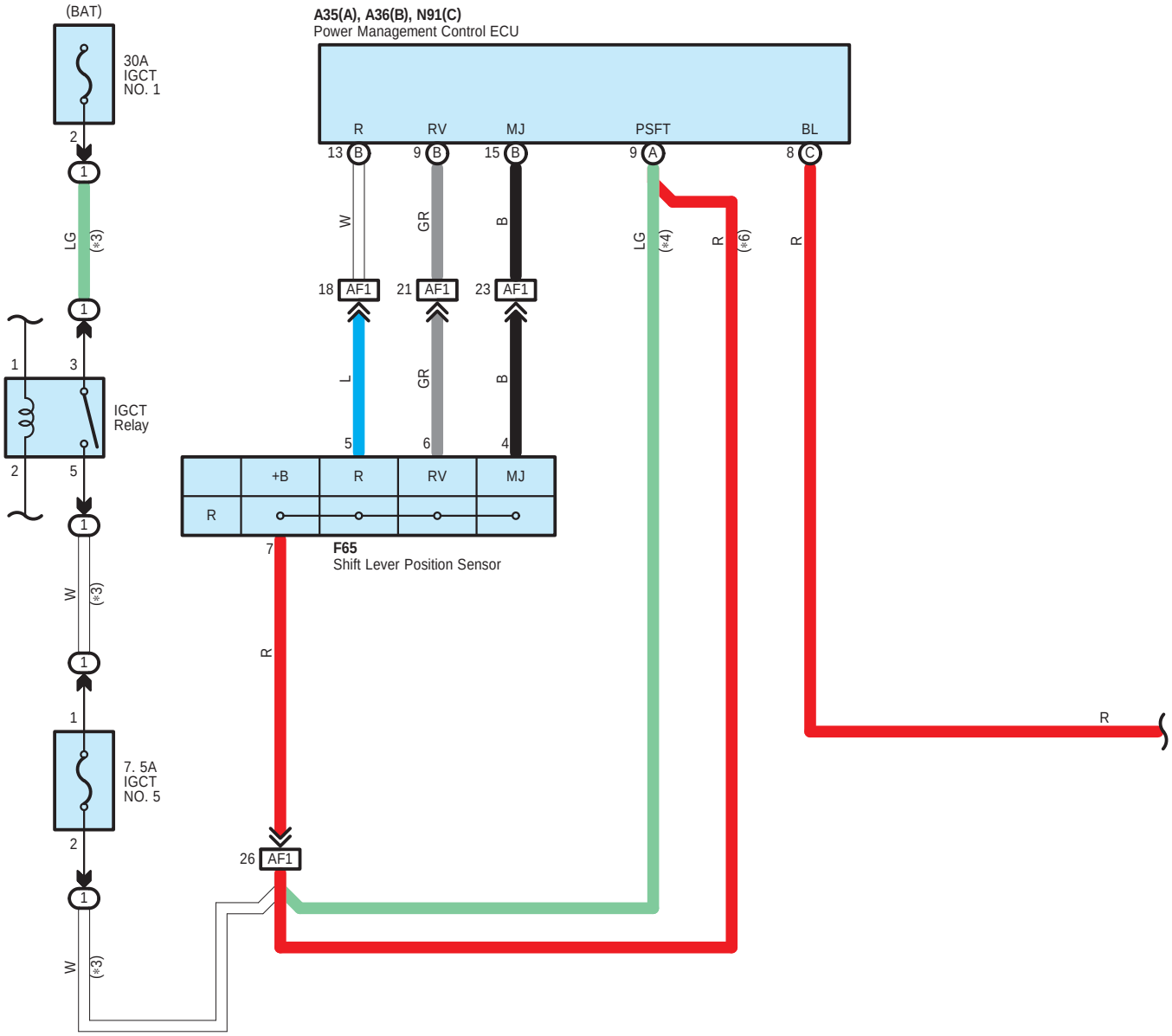
(BAT)
30A
IGCT
NO. 1
2
1
LG
(*3)
1
1
3
IGCT
Relay
2
5
1
W
(*3)
1
1
7. 5A
IGCT
NO. 5
2
1
W
(*3)
A35(A), A36(B), N91(C)
Power Management Control ECU
R
RV
MJ
PSFT
BL
13 B
9 B
15 B
9 A
8 C
W
GR
B
LG
(*4)
R
(*6)
R
18 AF1
21 AF1
23 AF1
L
GR
B
5
6
4
+B
R
RV
MJ
R
7
F65
Shift Lever Position Sensor
R
R
26 AF1

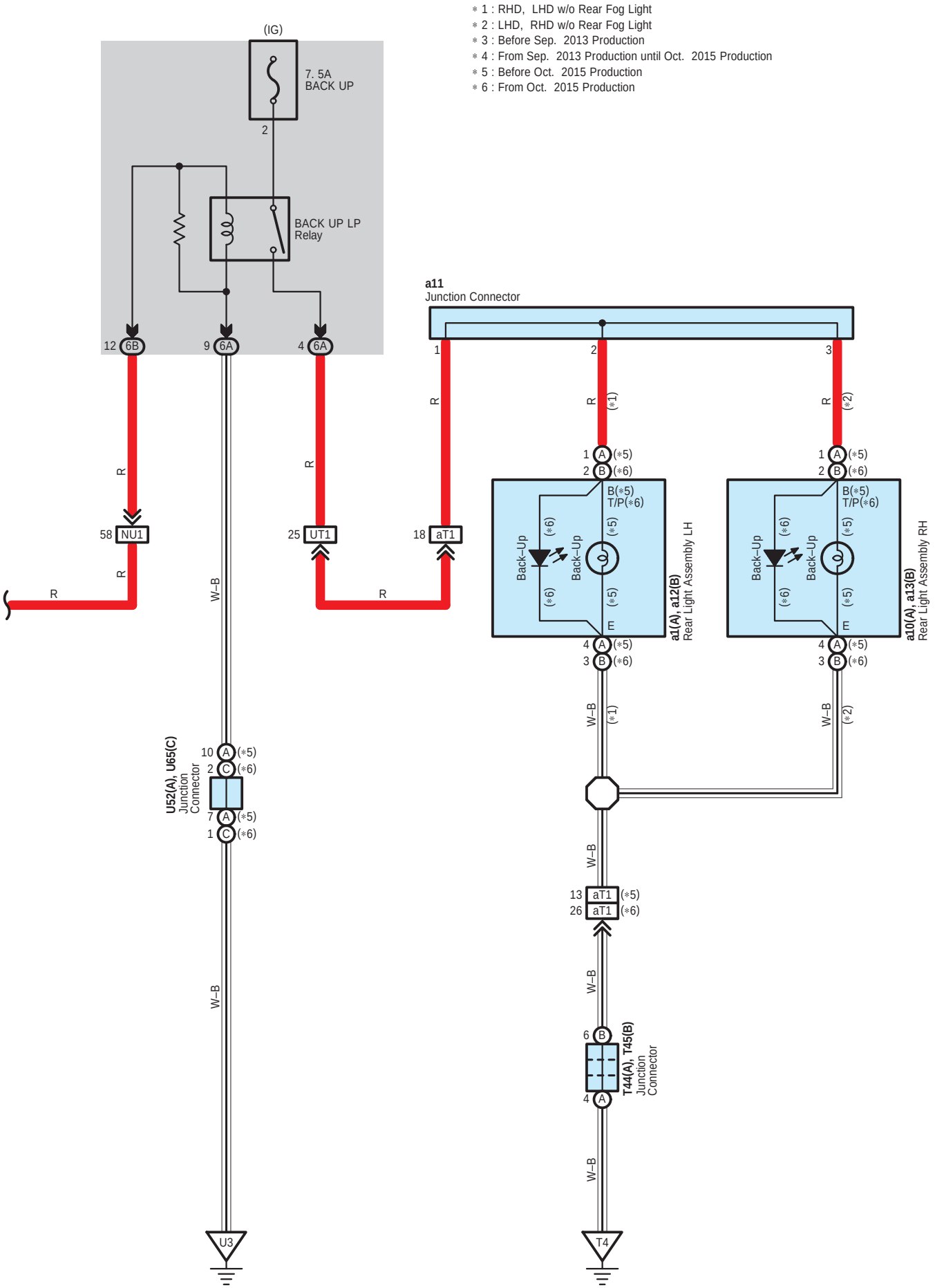
∗ 1 : RHD, LHD w/o Rear Fog Light
∗ 2 : LHD, RHD w/o Rear Fog Light
∗ 3 : Before Sep. 2013 Production
∗ 4 : From Sep. 2013 Production until Oct. 2015 Production
∗ 5 : Before Oct. 2015 Production
∗ 6 : From Oct. 2015 Production
(IG)
7. 5A
BACK UP
2
BACK UP LP
Relay
12 6B
9 6A
4 6A
58 NU1
25 UT1
18 aT1
R
W–B
a11
Junction Connector
1
2
3
(∗1)
(∗2)
1 A (∗5)
2 B (∗6)
B(∗5)
T/P(∗6)
Back–Up
(∗6)
(∗5)
E
4 A (∗5)
3 B (∗6)
a1(A), a12(B)
Rear Light Assembly LH
a10(A), a13(B)
Rear Light Assembly RH
U52(A), U65(C)
Junction
Connector
10 A (∗5)
2 C (∗6)
7 A (∗5)
1 C (∗6)
13 aT1 (∗5)
26 aT1 (∗6)
6 B
4 A
T44(A), T45(B)
Junction
Connector
U3
T4

A 35
Gray

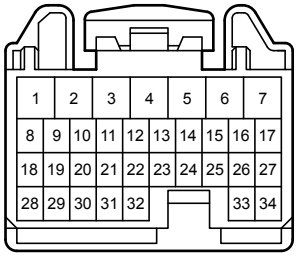

A 36
Gray

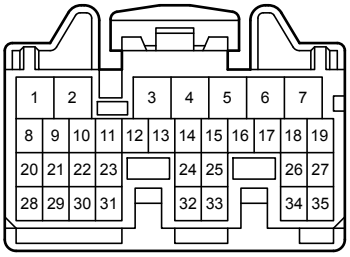

F 65
Gray

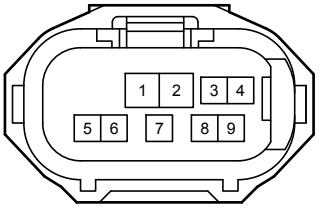

N 91
Gray

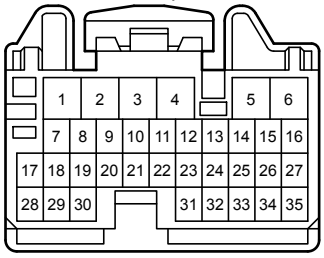

T 44
Blue



T 45
Blue



U 52
Blue



U 65
White

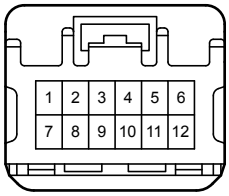

a 1
White



a 10
White



a 11
White

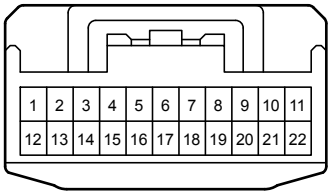

a 12
White

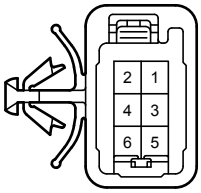

a 13
White

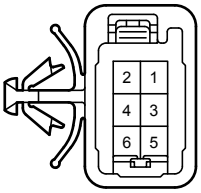

6A
White

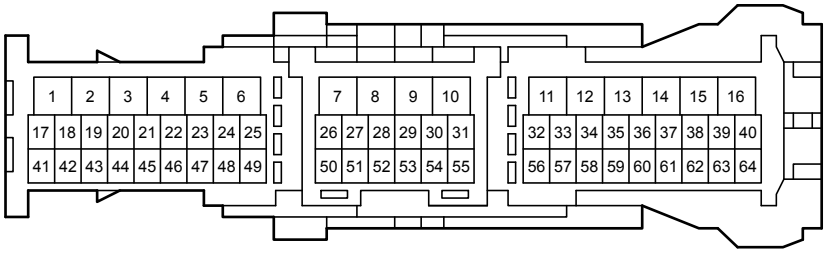

6B
White

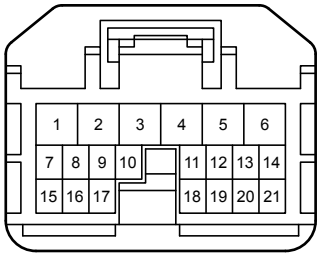

AF1
White

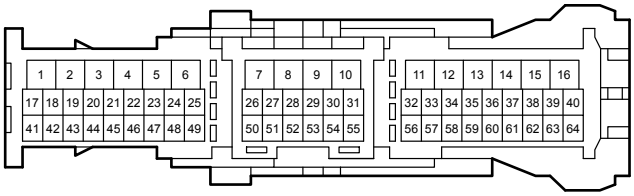

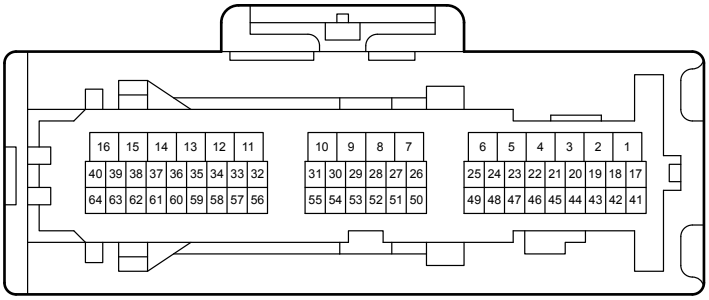

NU1
White

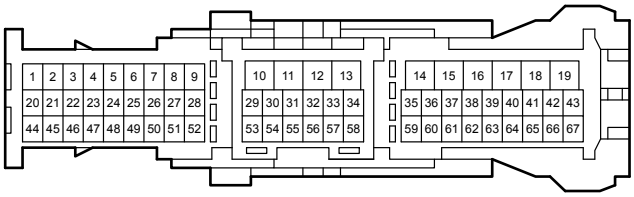

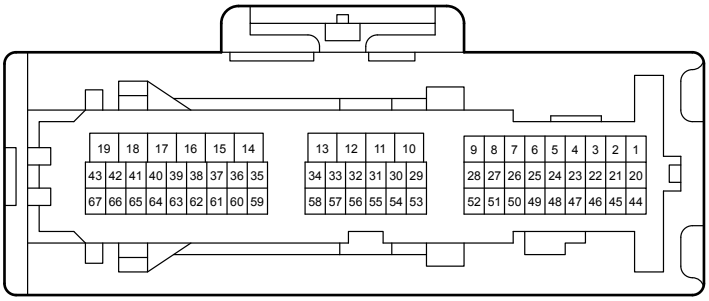

UT1
White

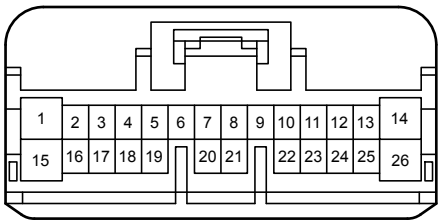

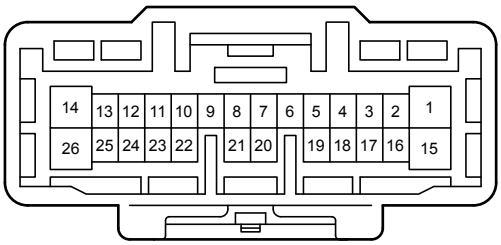
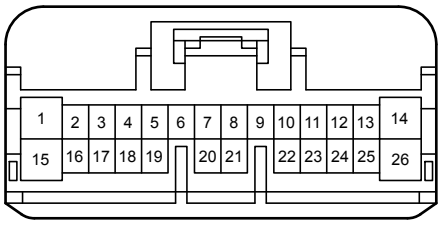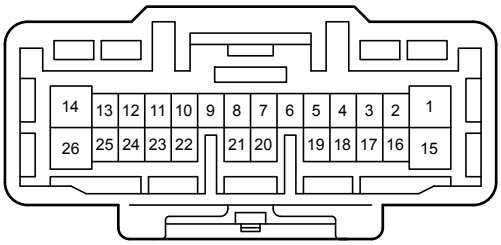
aT1
White