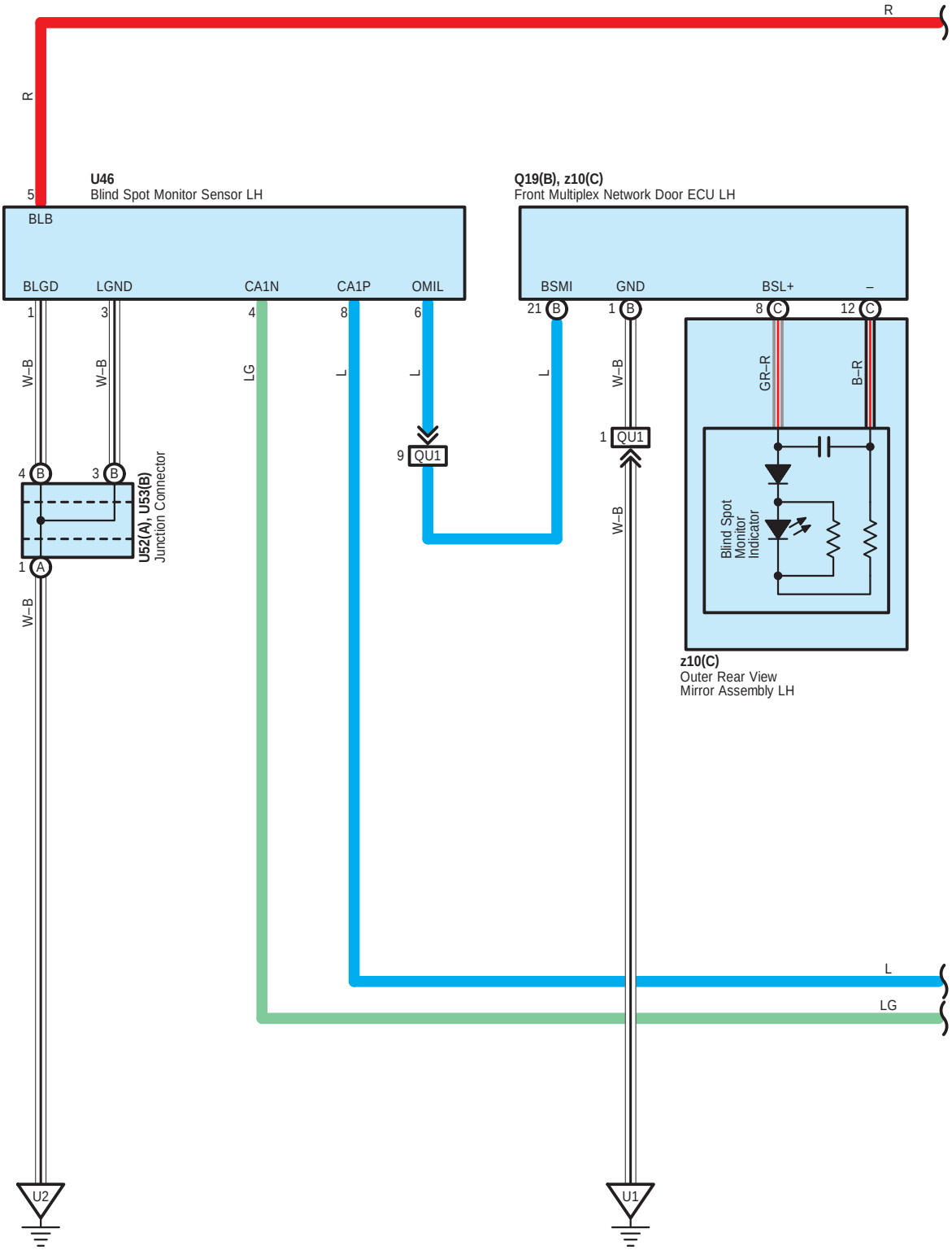
R
R
5
U46
Blind Spot Monitor Sensor LH
BLB
BLGD
LGND
CA1N
CA1P
OMIL
1
3
4
8
6
W–B
W–B
LG
L
L
4 B
3 B
1 A
U52(A), U53(B)
Junction Connector
W–B
9 QU1
Q19(B), z10(C)
Front Multiplex Network Door ECU LH
BSMI
GND
BSL+
–
21 B
1 B
8 C
12 C
L
W–B
1 QU1
W–B
GR–R
B–R
Blind Spot
Monitor
Indicator
z10(C)
Outer Rear View
Mirror Assembly LH
L
LG
U2
U1

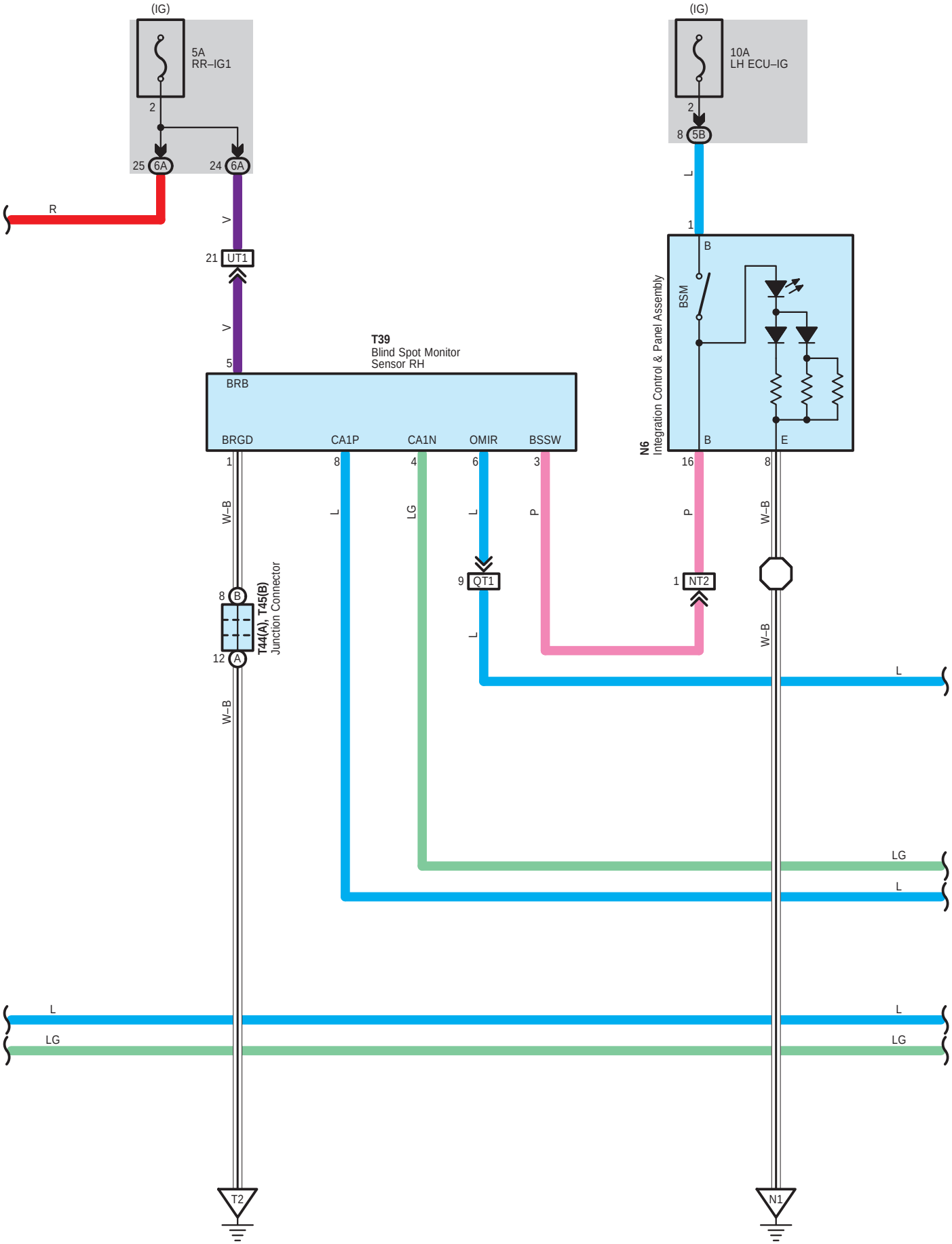
(IG)
5A
RR–IG1
2
25 6A
24 6A
R
V
21 UT1
V
5
T39
Blind Spot Monitor
Sensor RH
BRB
BRGD
CA1P
CA1N
OMIR
BSSW
1
8
4
6
3
W–B
L
LG
L
P
8 B
12 A
T44(A), T45(B)
Junction Connector
W–B
9 QT1
L
L
LG
L
L
LG
T2
(IG)
10A
LH ECU–IG
2
8 5B
L
1
B
BSM
N6
Integration Control & Panel Assembly
B
E
16
8
P
1 NT2
W–B
W–B
L
N1

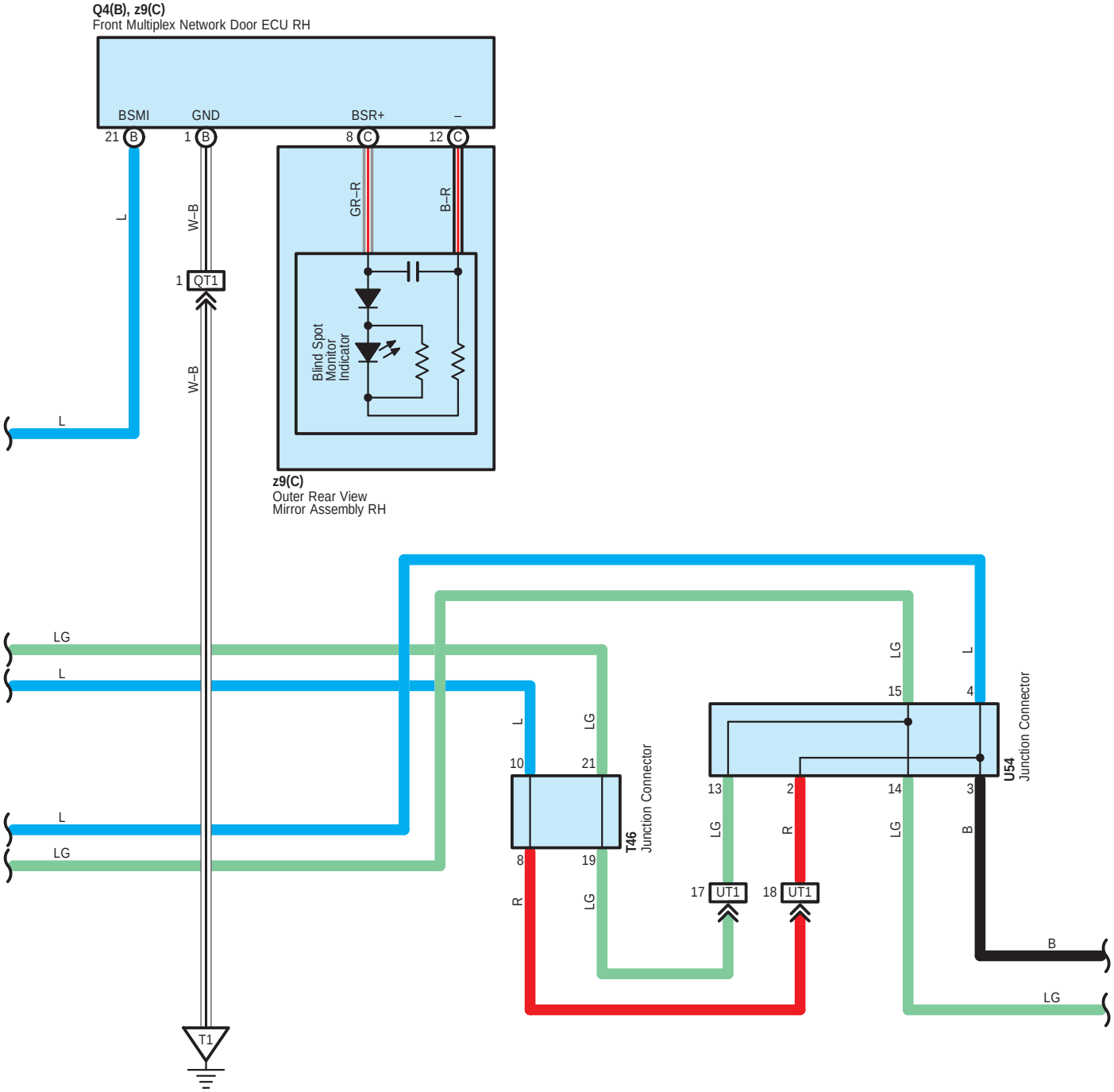
Q4(B), z9(C)
Front Multiplex Network Door ECU RH
BSMI
GND
BSR+
–
21 B
1 B
8 C
12 C
L
W–B
GR–R
B–R
1 QT1
Blind Spot Monitor Indicator
W–B
L
z9(C)
Outer Rear View Mirror Assembly RH
LG
L
L
LG
L
LG
10
21
8
19
T46
Junction Connector
R
LG
LG
L
15
4
13
2
14
3
U54
Junction Connector
LG
R
LG
B
17 UT1
18 UT1
B
LG
T1

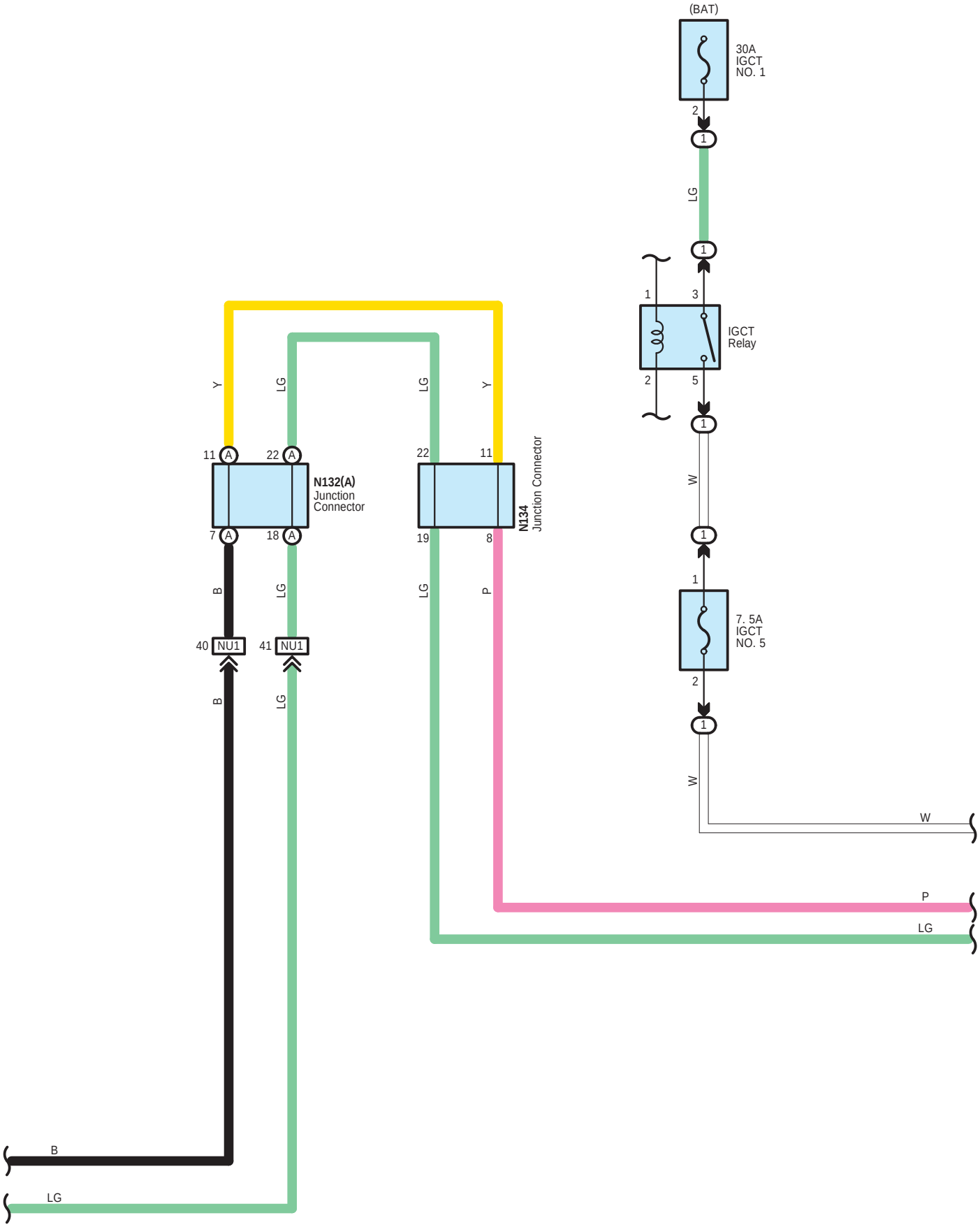
(BAT)
30A
IGCT
NO. 1
2
1
LG
1
1
3
IGCT
Relay
2
5
1
W
1
1
7. 5A
IGCT
NO. 5
2
1
W
W
P
LG
Y
LG
LG
Y
11
A
22
A
N132(A)
Junction
Connector
7
A
18
A
22
11
N134
Junction Connector
19
8
B
LG
LG
P
40
NU1
41
NU1
B
LG
B
LG

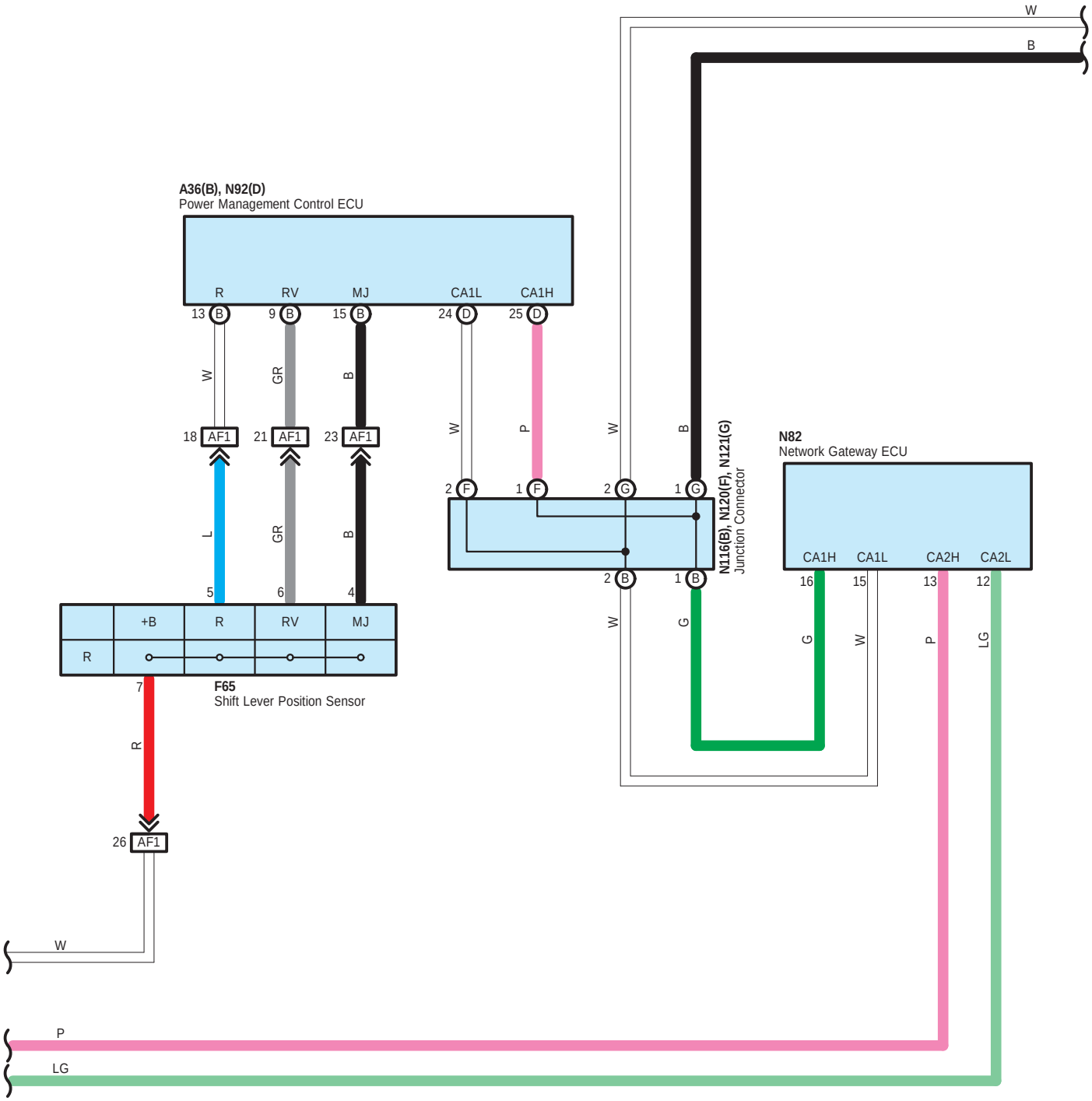
W
B
A36(B), N92(D)
Power Management Control ECU
R
RV
MJ
CA1L
CA1H
13 B
9 B
15 B
24 D
25 D
W
GR
B
W
P
W
B
18 AF1
21 AF1
23 AF1
2 F
1 F
2 G
1 G
N116(B), N120(F), N121(G)
Junction Connector
N82
Network Gateway ECU
L
GR
B
CA1H
CA1L
CA2H
CA2L
5
6
4
2 B
1 B
16
15
13
12
+B
R
RV
MJ
R
W
G
G
W
P
LG
7
F65
Shift Lever Position Sensor
R
26 AF1
W
P
LG

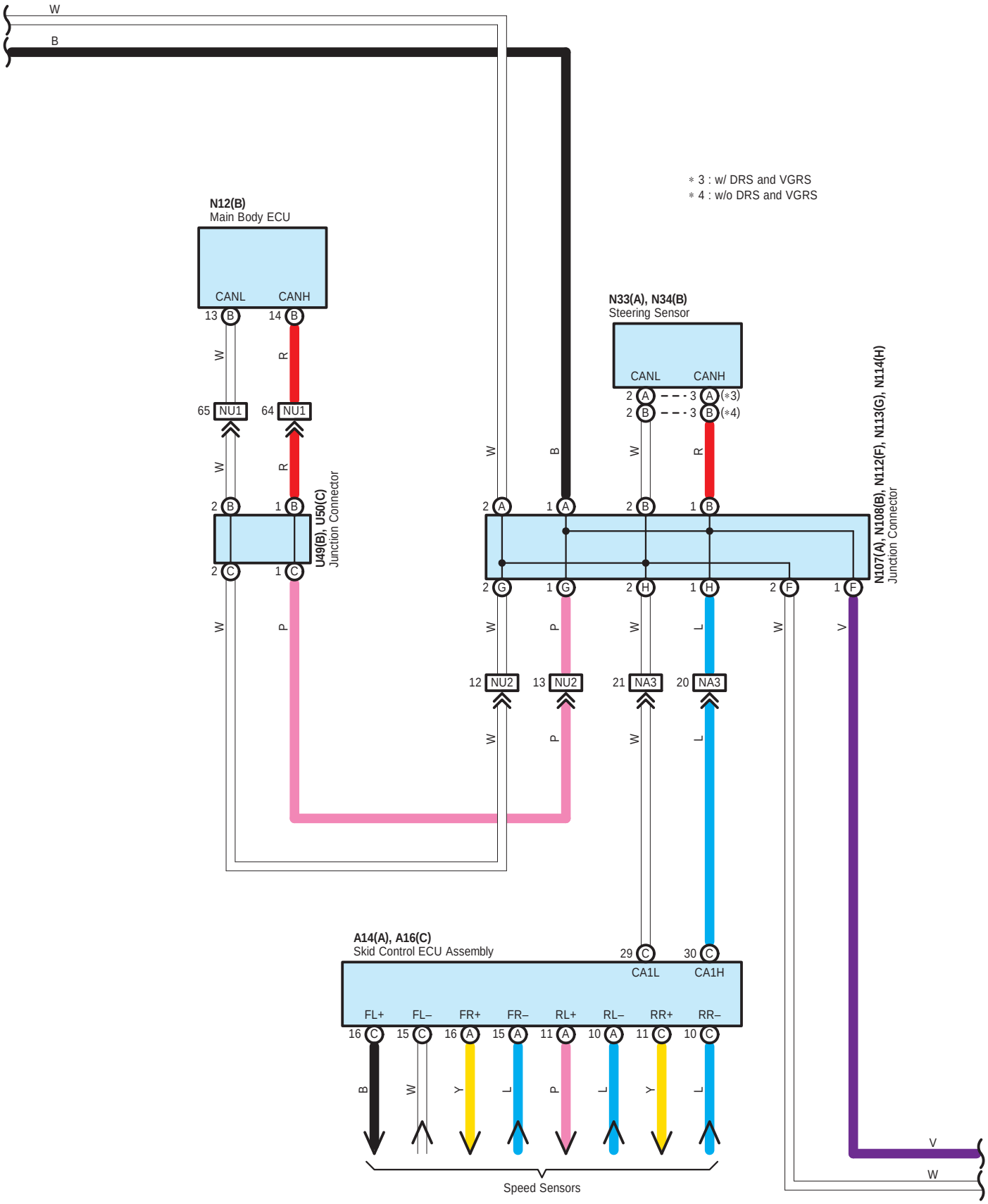
W
B
∗ 3 : w/ DRS and VGRS
∗ 4 : w/o DRS and VGRS
N12(B)
Main Body ECU
CANL
CANH
13 B
14 B
W
R
65 NU1
64 NU1
W
R
2 B
1 B
U49(B), U50(C)
Junction Connector
2 C
1 C
W
P
N33(A), N34(B)
Steering Sensor
CANL
CANH
2 A
3 A (∗3)
2 B
3 B (∗4)
W
R
W
B
2 A
1 A
2 B
1 B
N107(A), N108(B), N112(F), N113(G), N114(H)
Junction Connector
2 G
1 G
2 H
1 H
2 F
1 F
W
P
W
L
W
V
12 NU2
13 NU2
21 NA3
20 NA3
W
P
W
L
A14(A), A16(C)
Skid Control ECU Assembly
29 C
30 C
CA1L
CA1H
FL+
FL–
FR+
FR–
RL+
RL–
RR+
RR–
16 C
15 C
16 A
15 A
11 A
10 A
11 C
10 C
B
W
Y
L
P
L
Y
L
Speed Sensors
V
W

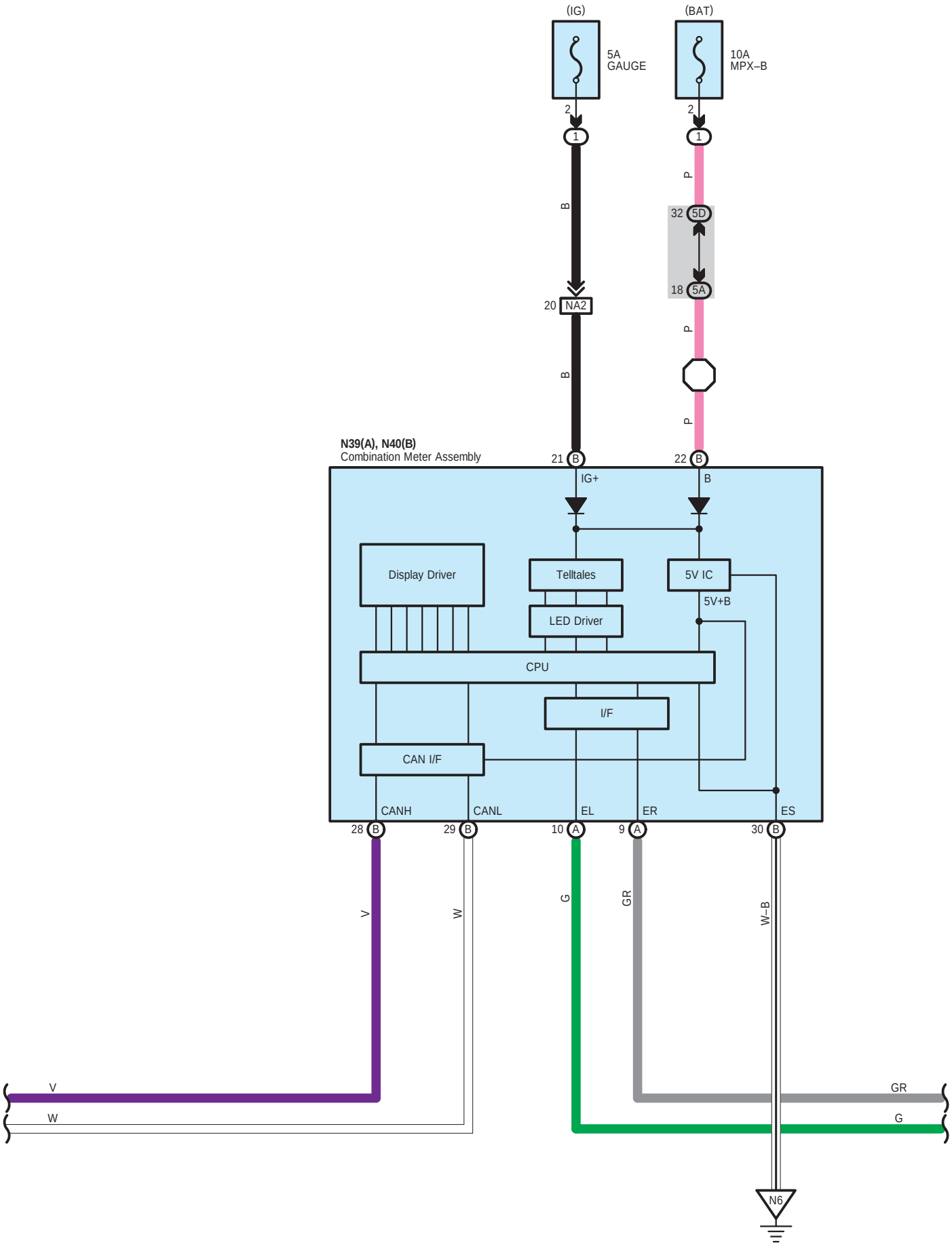
(IG)
(BAT)
5A
GAUGE
10A
MPX–B
2
1
B
P
32
5D
18
5A
20
NA2
N39(A), N40(B)
Combination Meter Assembly
21
22
IG+
B
Display Driver
Telltales
5V IC
5V+B
LED Driver
CPU
I/F
CAN I/F
CANH
CANL
EL
ER
ES
28
29
10
9
30
V
W
G
GR
W–B
N6

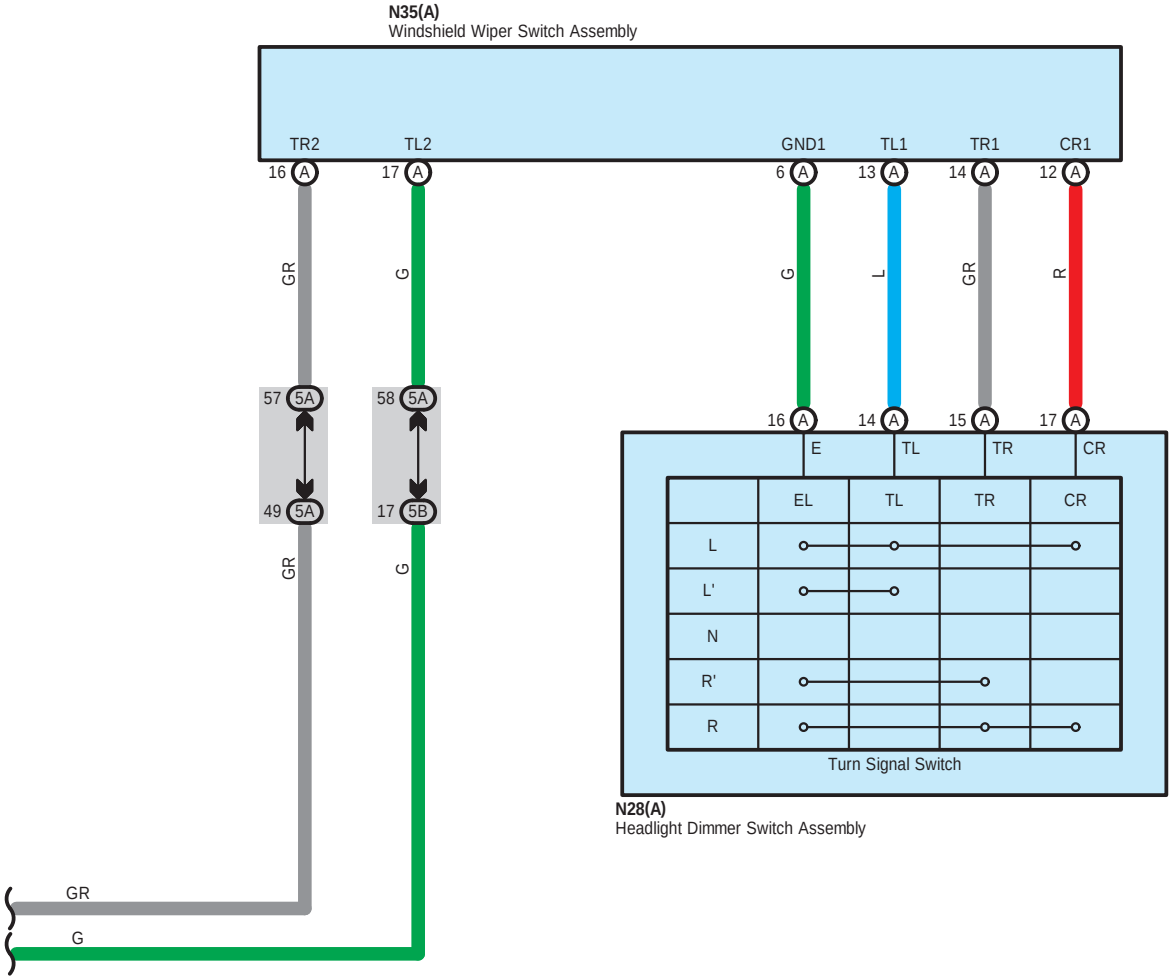
N35(A)
Windshield Wiper Switch Assembly
TR2
TL2
GND1
TL1
TR1
CR1
16 A
17 A
6 A
13 A
14 A
12 A
GR
G
G
L
GR
R
57 5A
58 5A
49 5A
17 5B
16 A
14 A
15 A
17 A
E
TL
TR
CR
EL
TL
TR
CR
L
L'
N
R'
R
Turn Signal Switch
N28(A)
Headlight Dimmer Switch Assembly
GR
G

A 14
Black

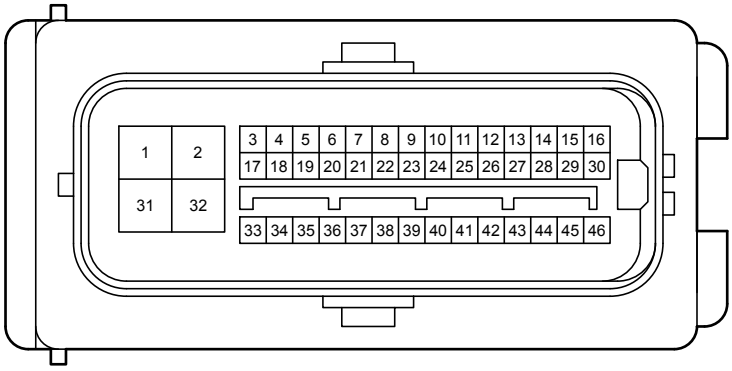

A 16
Gray

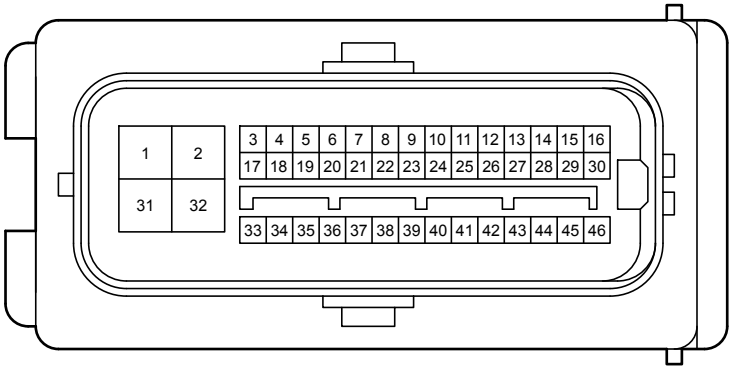

A 36
Gray

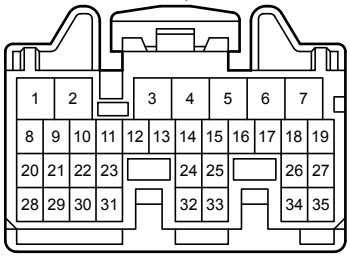

F 65
Gray

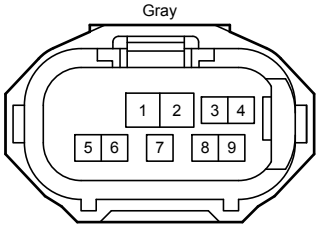

N 6
Black



N 12
White

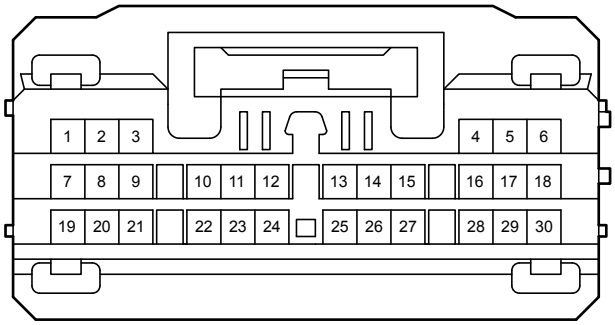

N 28
Black

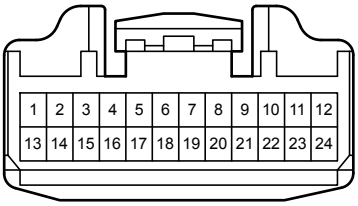

N 33
White

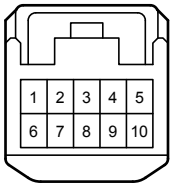

N 34
Black



N 35
White

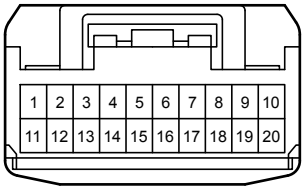

N 39
Black

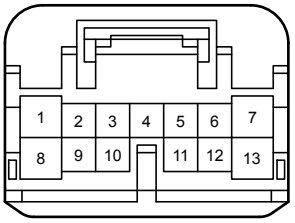

N 40
Black

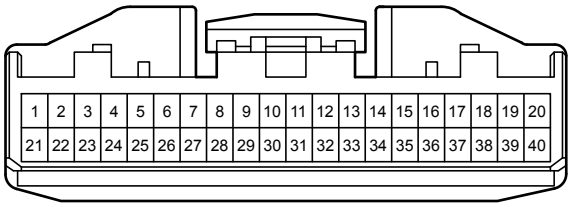

N 82
White

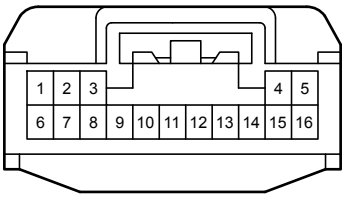

N 92
Gray

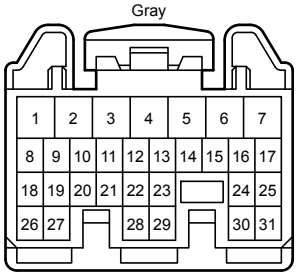

N107
White

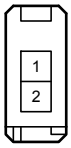

N108
White

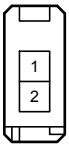

N112
White

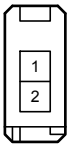

N113
White

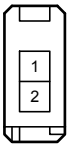

N114
White

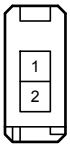

N116
White

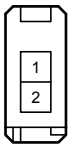

N120
White

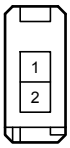

N121
White

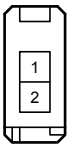

N132
Black

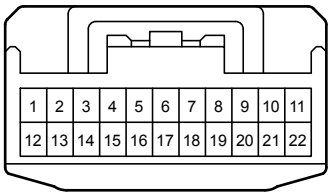

N134
Black

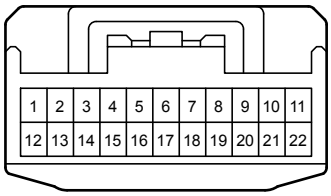

Q 4
White

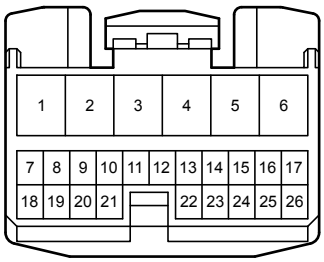

Q 19
White

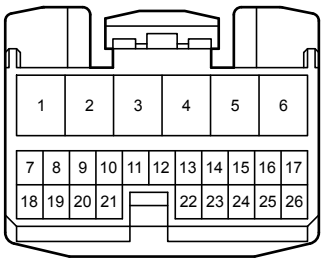

T 39
Black

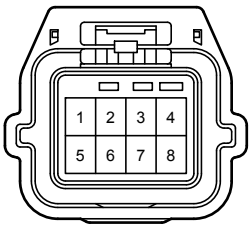

T 44
Blue



T 45
Blue



T 46
Black

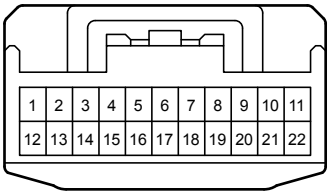

U 46
Black

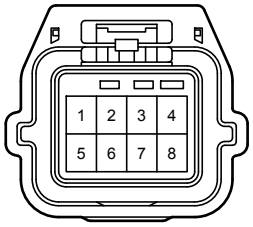

U 49
White

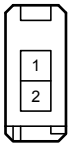

U 50
White

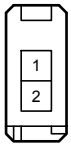

U 52
Blue



U 53
Blue



U 54
Blue

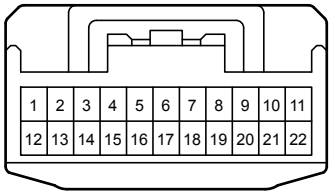

z 9
White

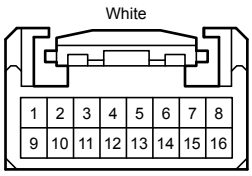

z 10
White

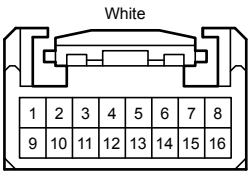

5A
White

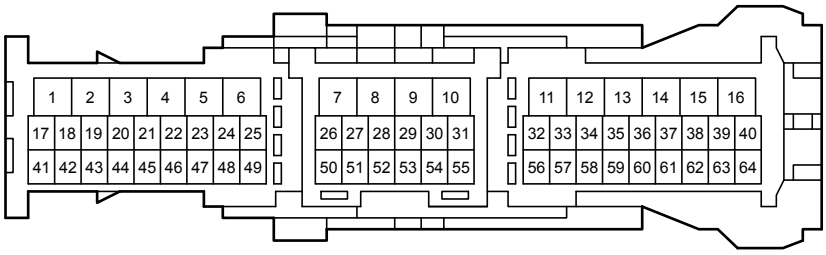

5B
White

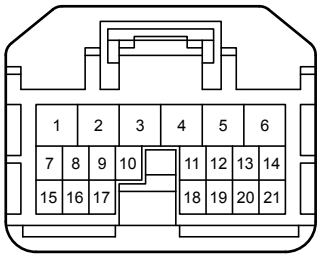

5D
White

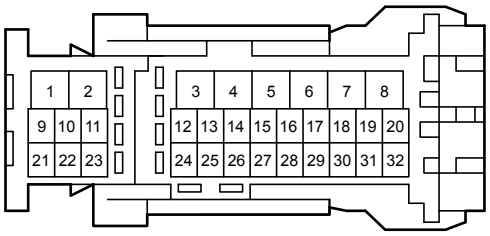

6A
White

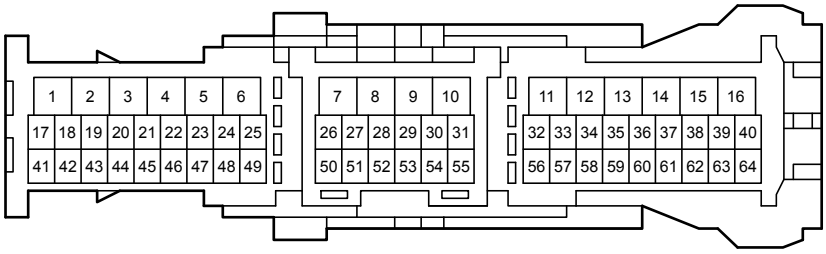

AF1
White

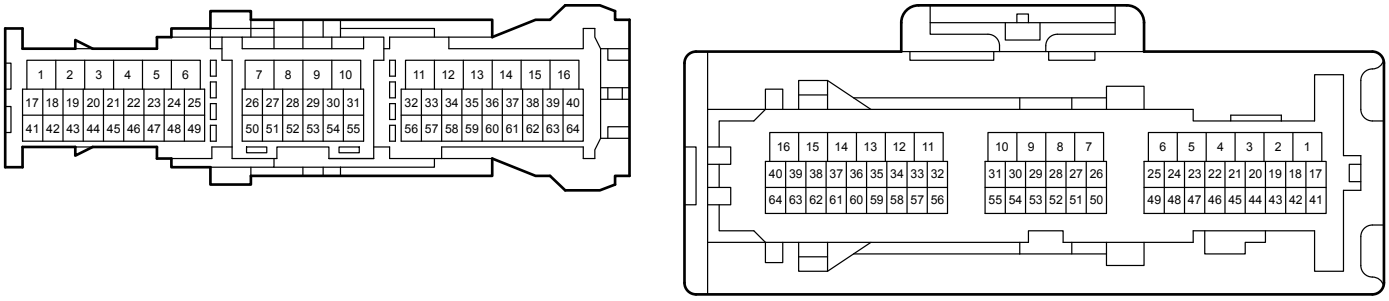

NA2
White

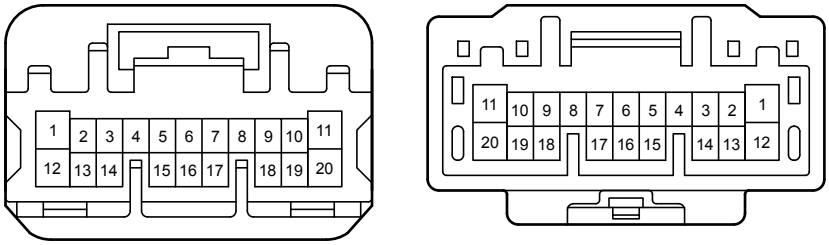

NA3
White

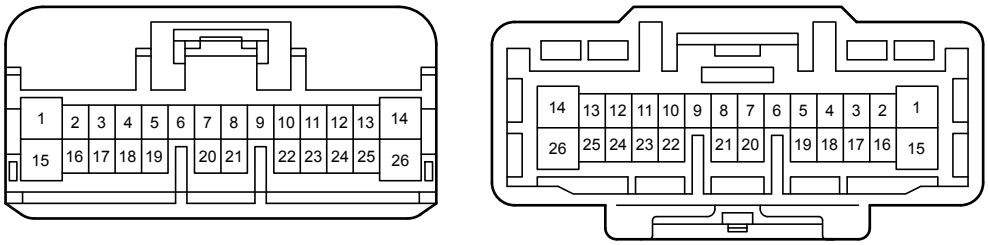

NT2
White

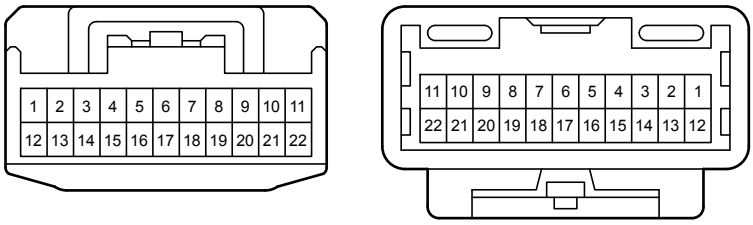

NU1
White

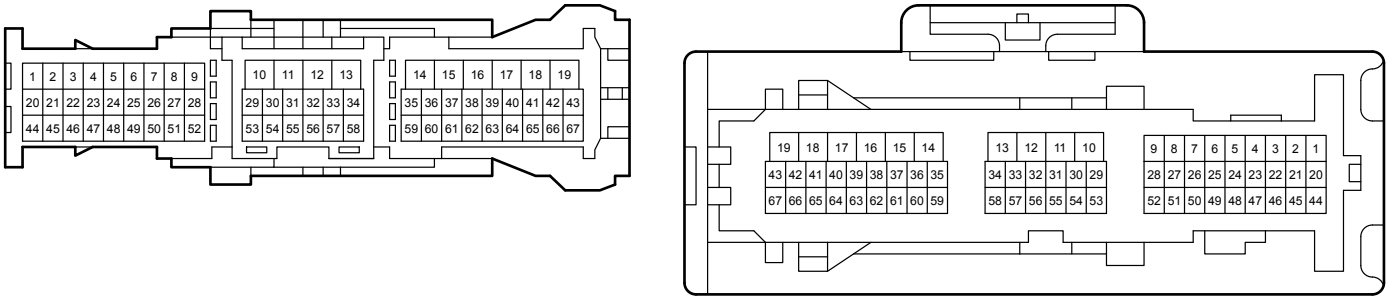

NU2
White

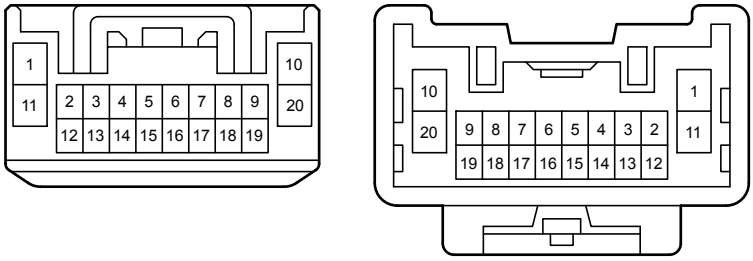

QT1
White

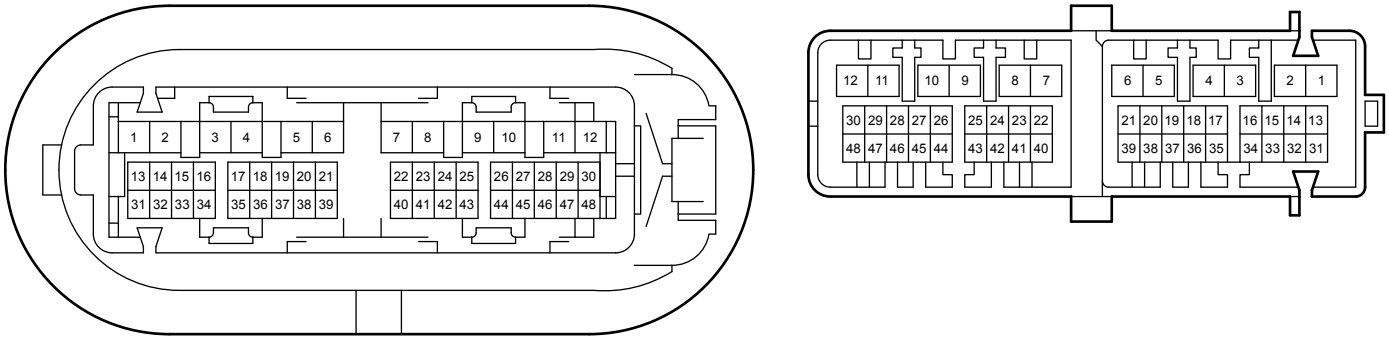

QU1
White

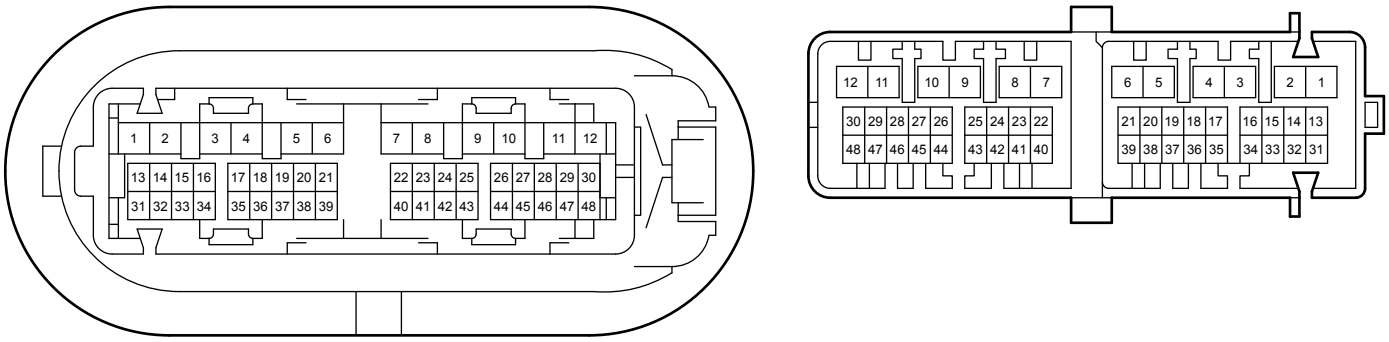

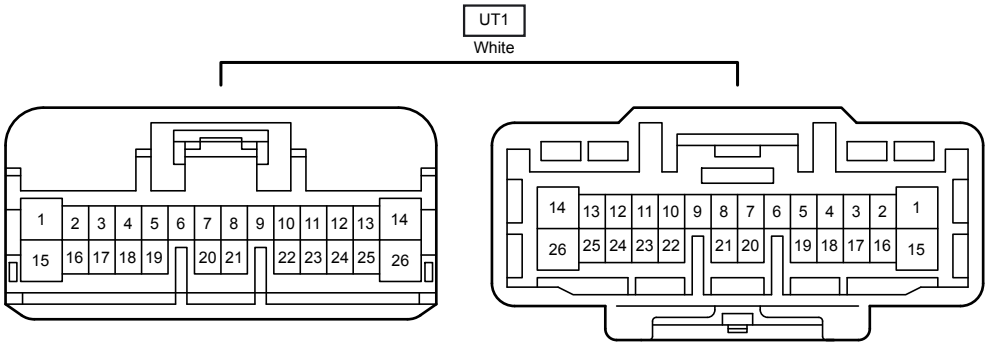
UT1
White
1 2 3 4 5 6 7 8 9 10 11 12 13 14
15 16 17 18 19 20 21 22 23 24 25 26
14 13 12 11 10 9 8 7 6 5 4 3 2 1
26 25 24 23 22 21 20 19 18 17 16 15