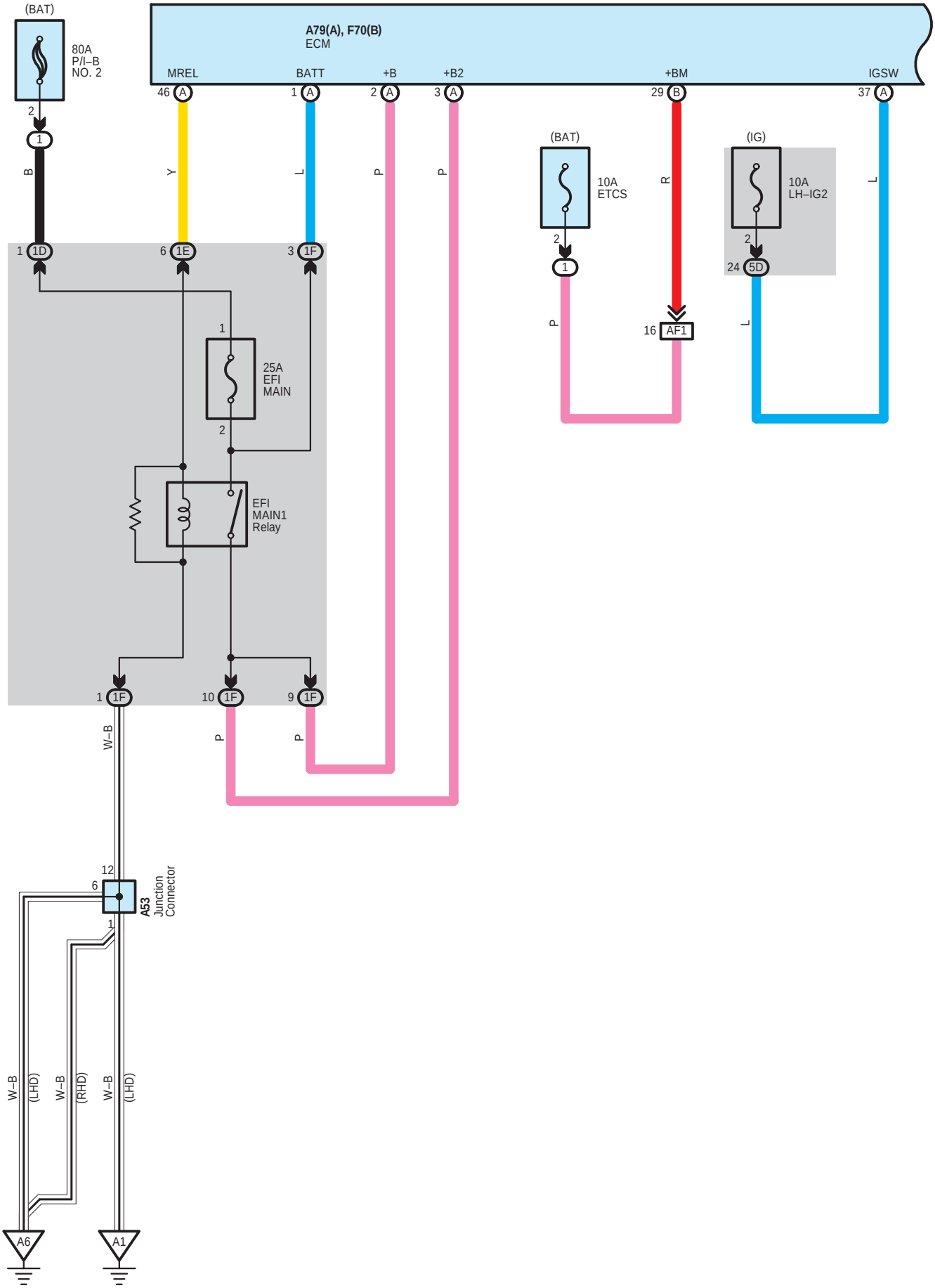
(BAT)
80A
P/I–B
NO. 2
A79(A), F70(B)
ECM
MREL
BATT
+B
+B2
+BM
IGSW
46 A
1 A
2 A
3 A
29 B
37 A
B
Y
L
P
P
R
L
(BAT)
10A
ETCS
(IG)
10A
LH–IG2
1 1D
6 1E
3 1F
25A
EFI
MAIN
EFI
MAIN1
Relay
16 AF1
24 5D
1 1F
10 1F
9 1F
W–B
12
6
A53
Junction
Connector
W–B
(LHD)
W–B
(RHD)
W–B
(LHD)
A6
A1

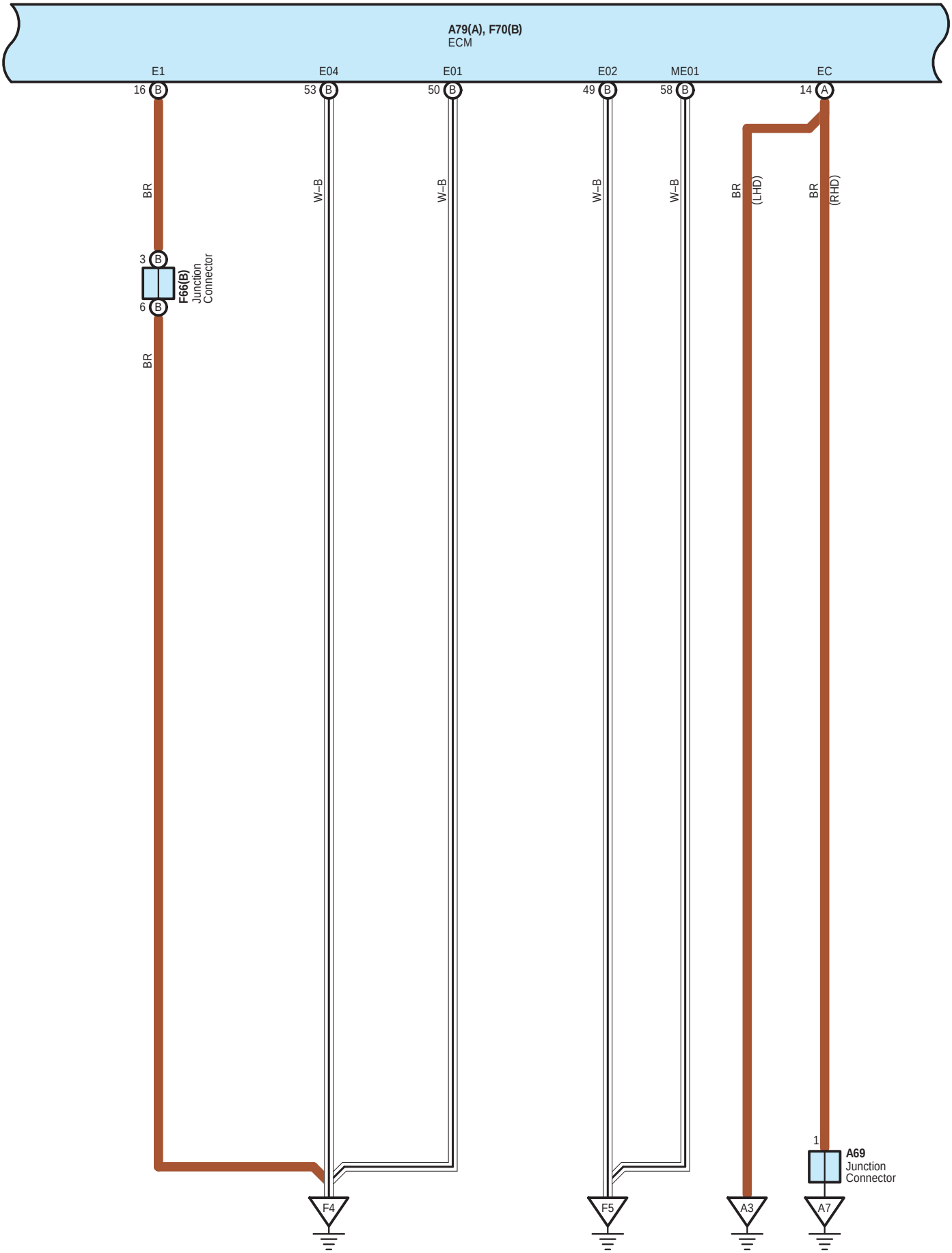
A79(A), F70(B)
ECM
E1
E04
E01
E02
ME01
EC
16 B
53 B
50 B
49 B
58 B
14 A
BR
W–B
W–B
W–B
W–B
BR (LHD)
BR (RHD)
3 B
6 B
F66(B)
Junction Connector
BR
1
A69
Junction Connector
F4
F5
A3
A7

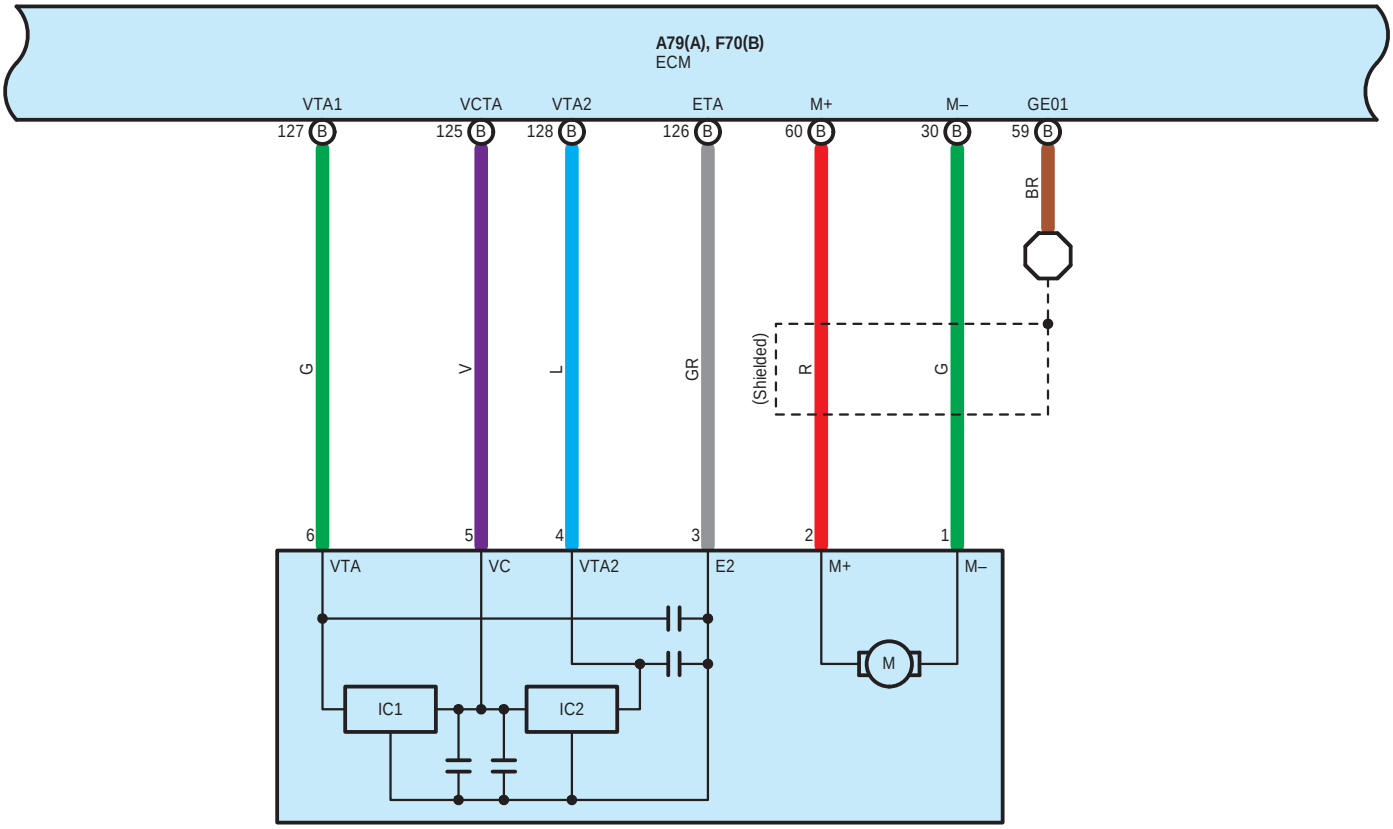


**F24**
Throttle Body with Motor Assembly

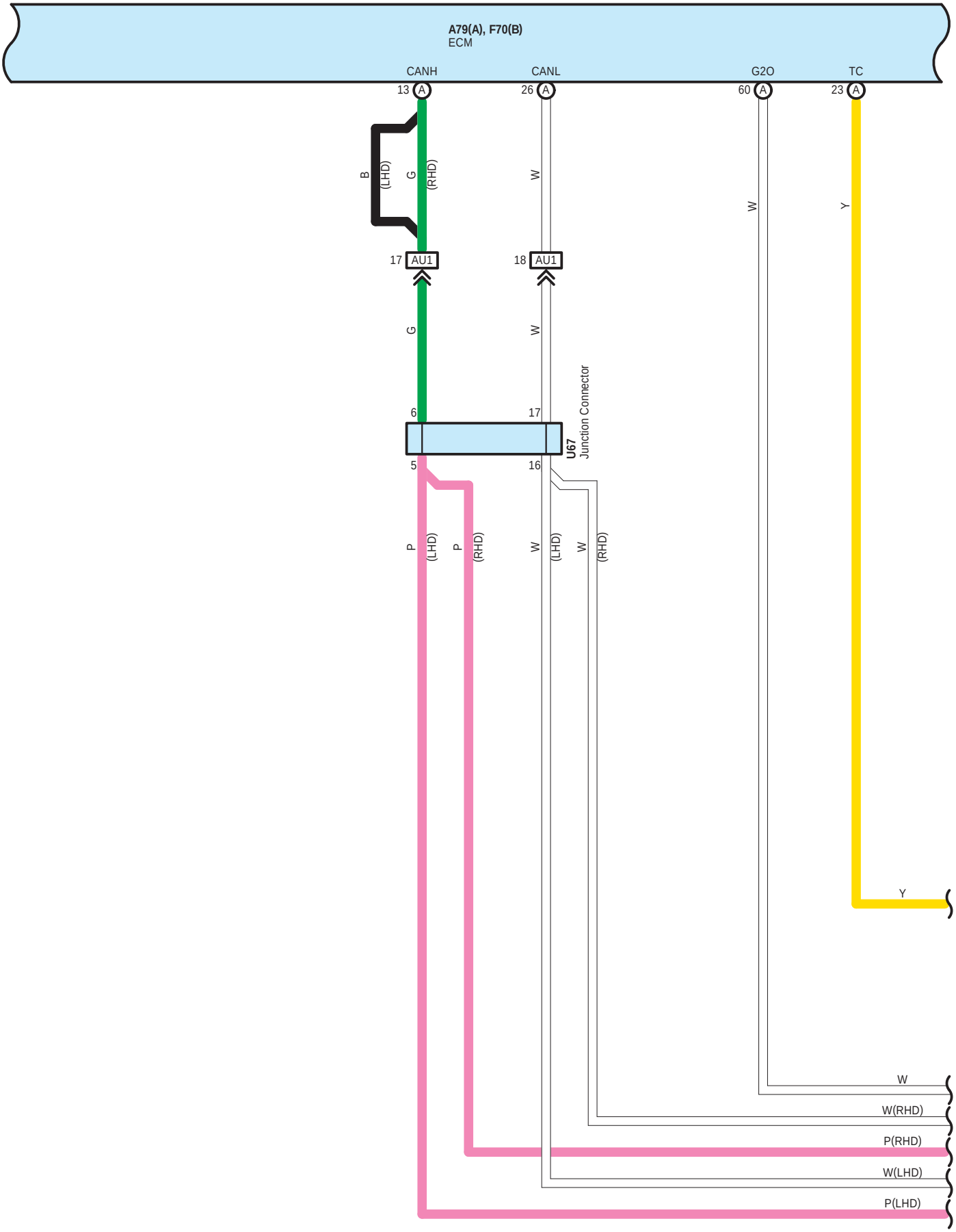
A79(A), F70(B)
ECM
CANH
CANL
G2O
TC
13 A
26 A
60 A
23 A
B
(LHD)
G
(RHD)
W
W
Y
17 AU1
18 AU1
G
W
6
17
U67
Junction Connector
5
16
P
(LHD)
P
(RHD)
W
(LHD)
W
(RHD)
Y
W
W(RHD)
P(RHD)
W(LHD)
P(LHD)

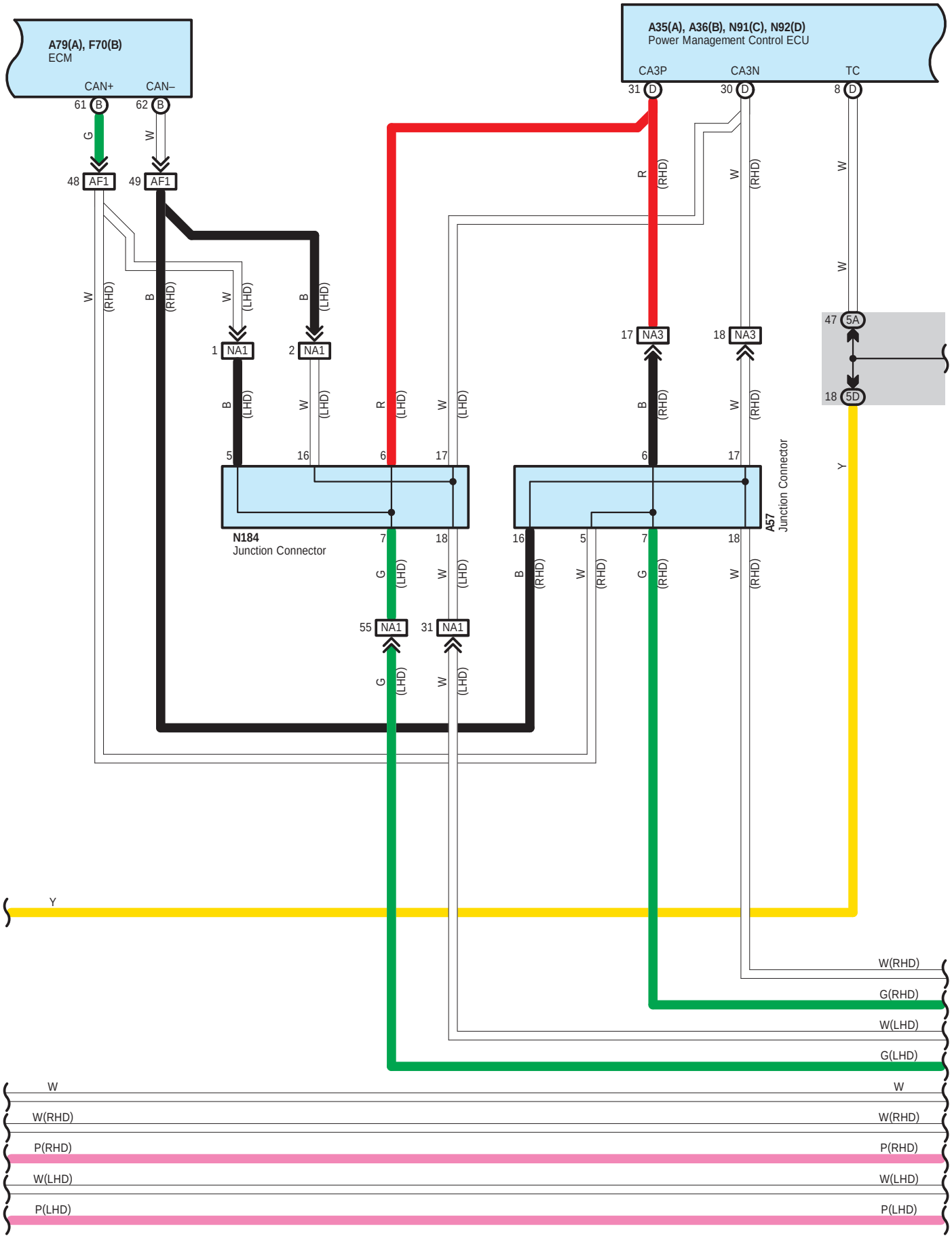
A79(A), F70(B)
ECM
CAN+
CAN–
61 B
62 B
G
W
48 AF1
49 AF1
W (RHD)
B (RHD)
W (LHD)
B (LHD)
1 NA1
2 NA1
B (LHD)
W (LHD)
R (LHD)
W (LHD)
5
16
6
17
N184
Junction Connector
7
18
G (LHD)
W (LHD)
55 NA1
31 NA1
G (LHD)
W (LHD)
A35(A), A36(B), N91(C), N92(D)
Power Management Control ECU
CA3P
CA3N
TC
31 D
30 D
8 D
R (RHD)
W (RHD)
W
W
17 NA3
18 NA3
B (RHD)
W (RHD)
6
17
16
5
7
18
B (RHD)
W (RHD)
G (RHD)
W (RHD)
A57
Junction Connector
47 5A
18 5D
Y
Y
W(RHD)
G(RHD)
W(LHD)
G(LHD)
W
W(RHD)
P(RHD)
W(LHD)
P(LHD)
W
W(RHD)
P(RHD)
W(LHD)
P(LHD)

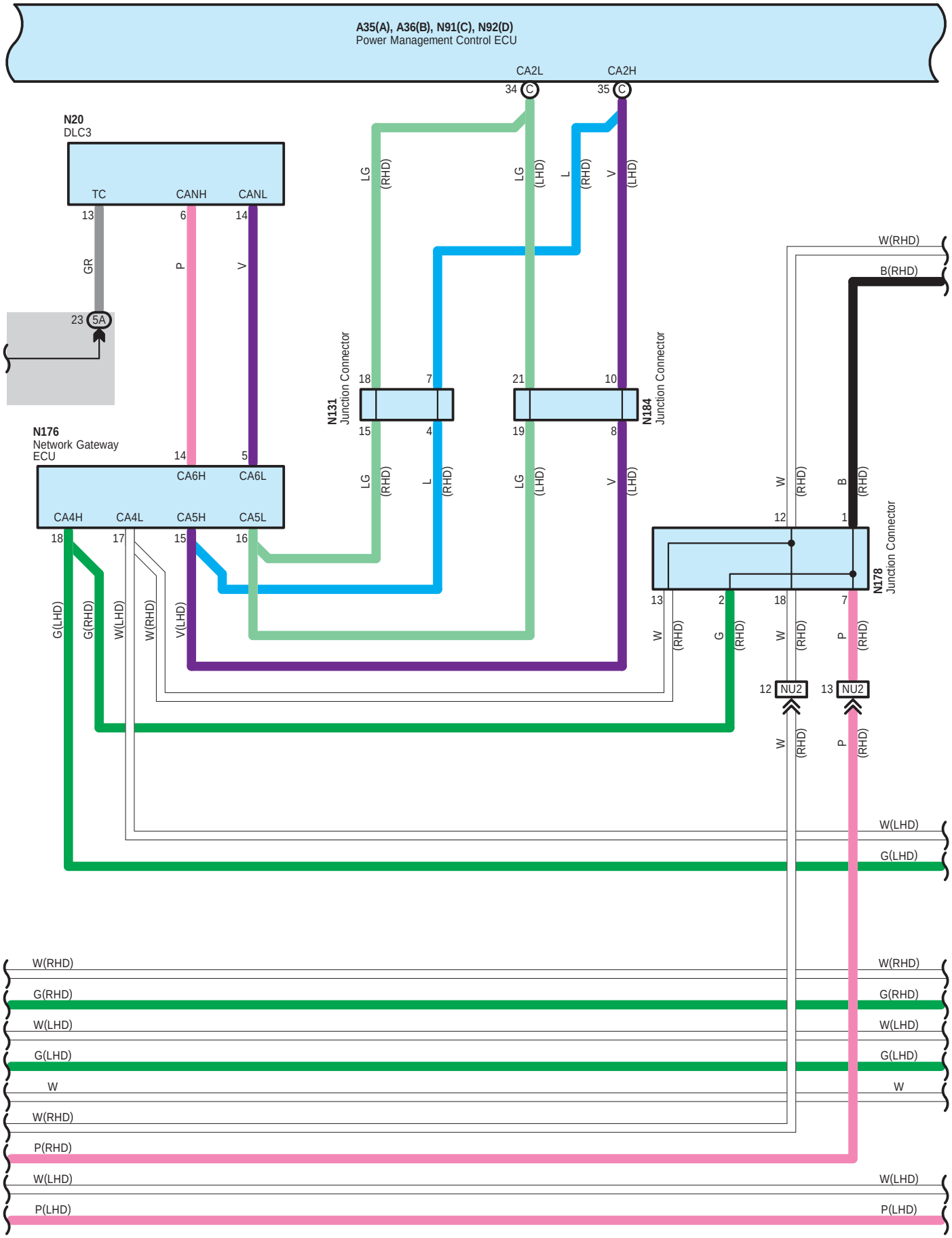
A35(A), A36(B), N91(C), N92(D)
Power Management Control ECU
CA2L
CA2H
34 C
35 C
N20
DLC3
TC
CANH
CANL
13
6
14
GR
P
V
23 5A
N176
Network Gateway
ECU
14
5
CA6H
CA6L
CA4H
CA4L
CA5H
CA5L
18
17
15
16
N131
Junction Connector
18
7
15
4
N184
Junction Connector
21
10
19
8
LG (RHD)
L (RHD)
LG (LHD)
V (LHD)
W(RHD)
B(RHD)
W (RHD)
B (RHD)
12
1
13
2
18
7
N178
Junction Connector
W (RHD)
G (RHD)
W (RHD)
P (RHD)
12 NU2
13 NU2
W (RHD)
P (RHD)
G(LHD)
G(RHD)
W(LHD)
W(RHD)
V(LHD)
W(LHD)
G(LHD)
W(RHD)
G(RHD)
W(LHD)
G(LHD)
W
W(RHD)
P(RHD)
W(LHD)
P(LHD)
W(RHD)
G(RHD)
W(LHD)
G(LHD)
W
W(LHD)
P(LHD)

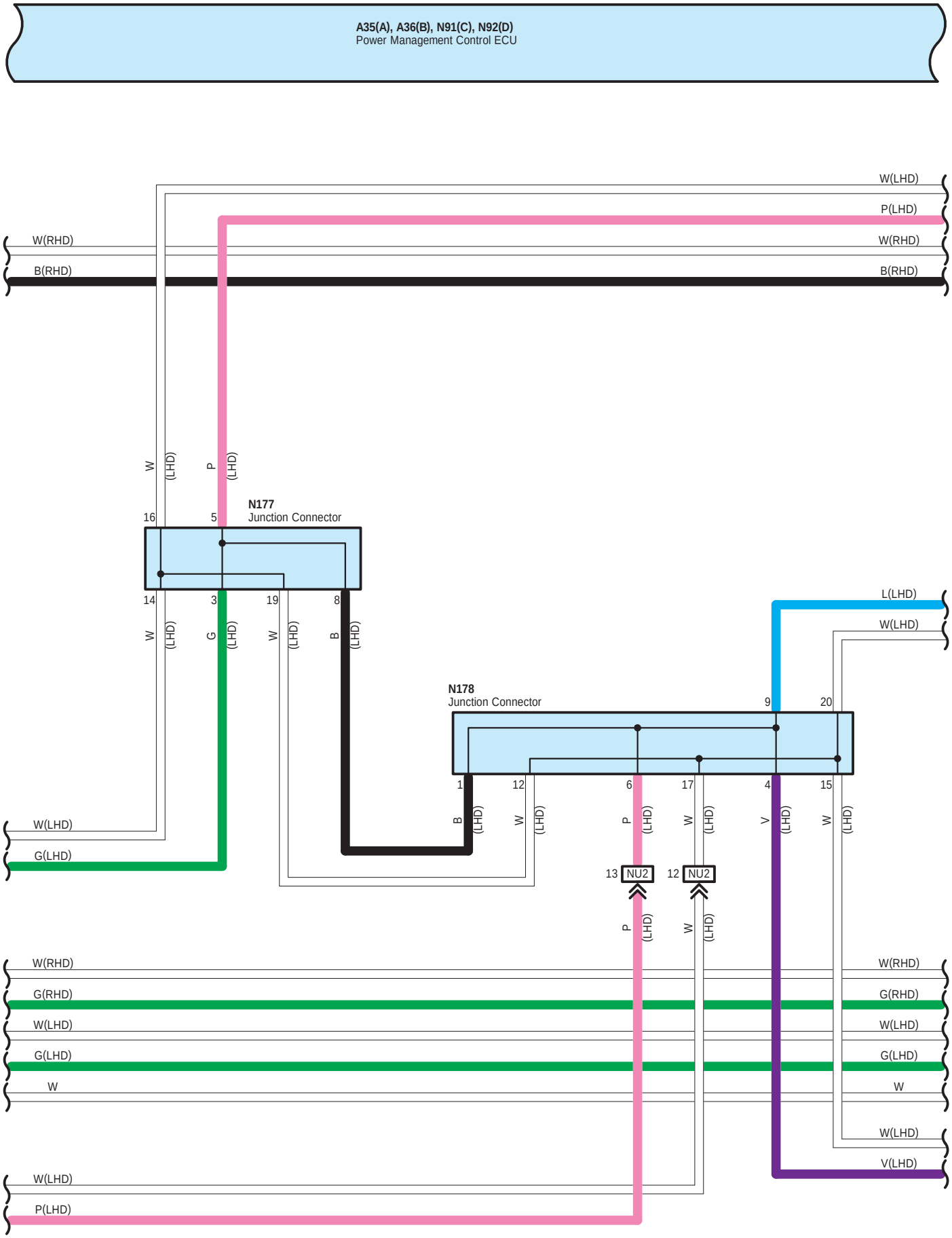
A35(A), A36(B), N91(C), N92(D)
Power Management Control ECU
W(LHD)
P(LHD)
W(RHD)
B(RHD)
N177
Junction Connector
16
5
14
3
19
8
N178
Junction Connector
9
20
1
12
6
17
4
15
L(LHD)
13 NU2
12 NU2
G(LHD)
G(RHD)
W
V(LHD)

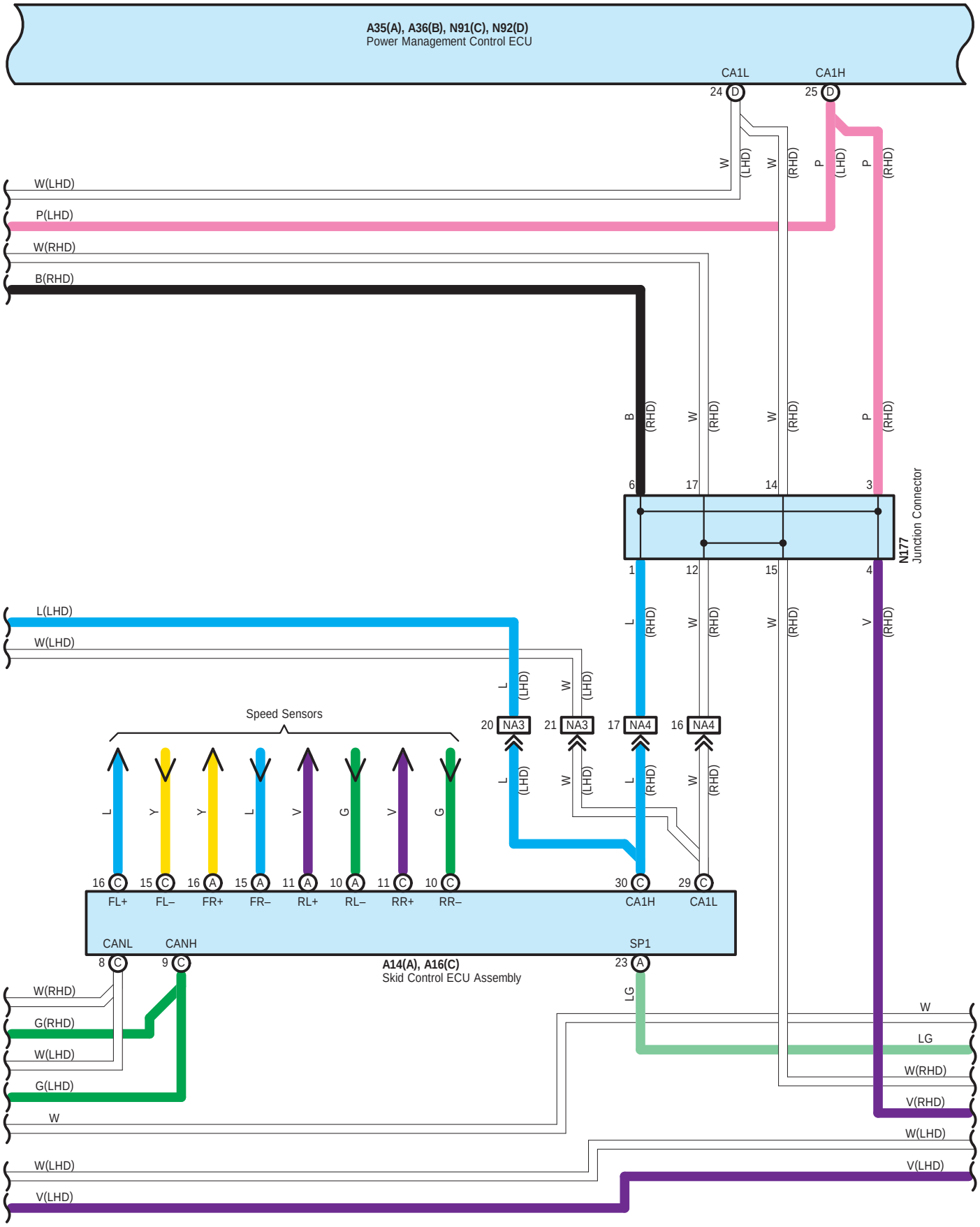
A35(A), A36(B), N91(C), N92(D)
Power Management Control ECU
CA1L
CA1H
24 D
25 D
W(LHD)
P(LHD)
W(RHD)
B(RHD)
N177
Junction Connector
L(LHD)
W(LHD)
Speed Sensors
20 NA3
21 NA3
17 NA4
16 NA4
16 C FL+
15 C FL–
16 A FR+
15 A FR–
11 A RL+
10 A RL–
11 C RR+
10 C RR–
30 C CA1H
29 C CA1L
CANL
CANH
8 C
9 C
SP1
23 A
A14(A), A16(C)
Skid Control ECU Assembly
W(RHD)
G(RHD)
W(LHD)
G(LHD)
W
W(LHD)
V(LHD)
LG
W
LG
W(RHD)
V(RHD)
W(LHD)
V(LHD)

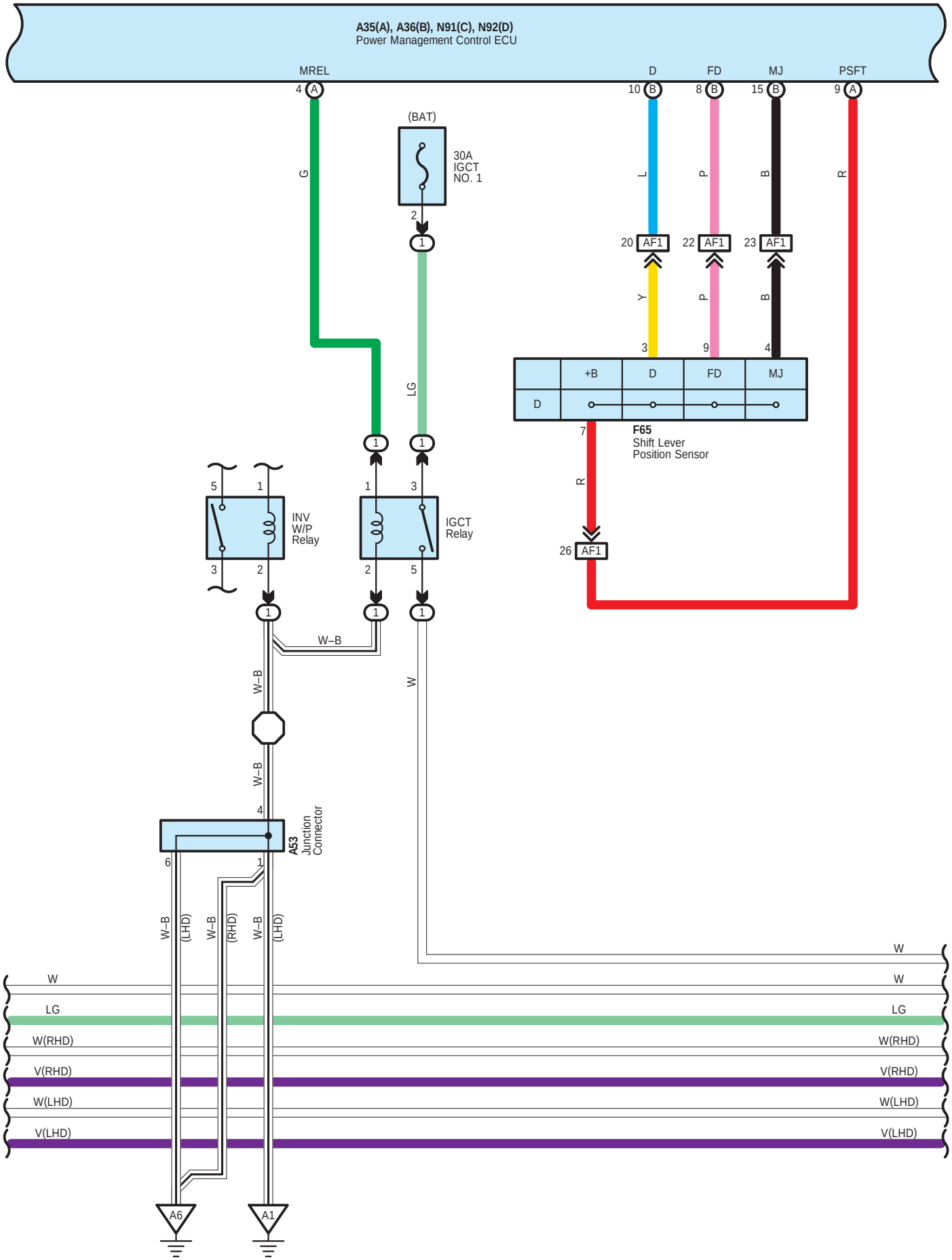
A35(A), A36(B), N91(C), N92(D)
Power Management Control ECU
MREL
D
FD
MJ
PSFT
(BAT)
30A
IGCT
NO. 1
AF1
+B
D
FD
MJ
F65
Shift Lever
Position Sensor
INV
W/P
Relay
IGCT
Relay
W–B
W
LG
R
A53
Junction
Connector
(LHD)
(RHD)
W(RHD)
V(RHD)
W(LHD)
V(LHD)
A6
A1

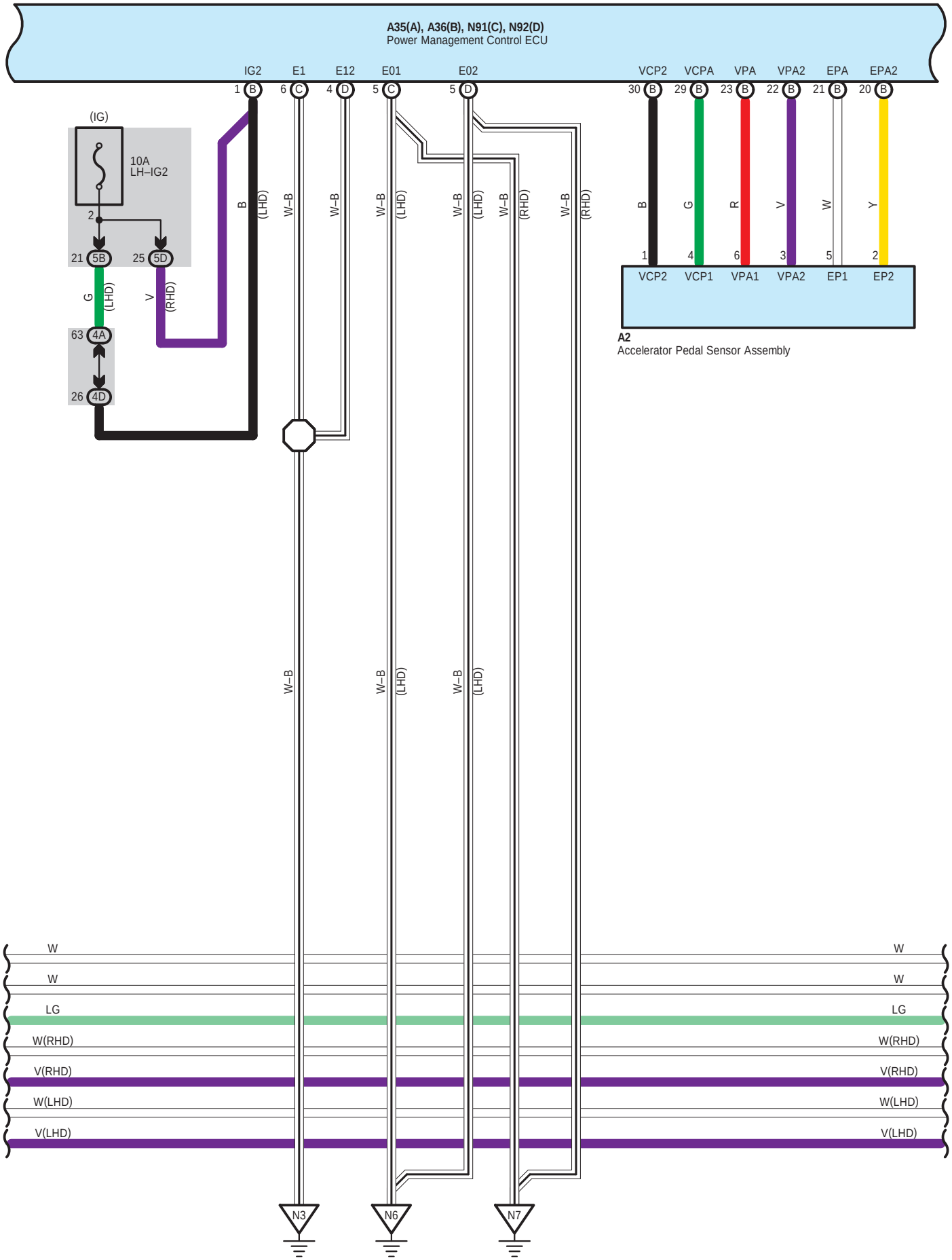
A35(A), A36(B), N91(C), N92(D)
Power Management Control ECU
IG2
E1
E12
E01
E02
VCP2
VCPA
VPA
VPA2
EPA
EPA2
(IG)
10A
LH–IG2
21 5B
25 5D
63 4A
26 4D
B (LHD)
W–B
W–B (LHD)
W–B (LHD)
W–B (RHD)
W–B (RHD)
G (LHD)
V (RHD)
B
G
R
V
W
Y
VCP2
VCP1
VPA1
VPA2
EP1
EP2
A2
Accelerator Pedal Sensor Assembly
W
LG
W(RHD)
V(RHD)
W(LHD)
V(LHD)
N3
N6
N7

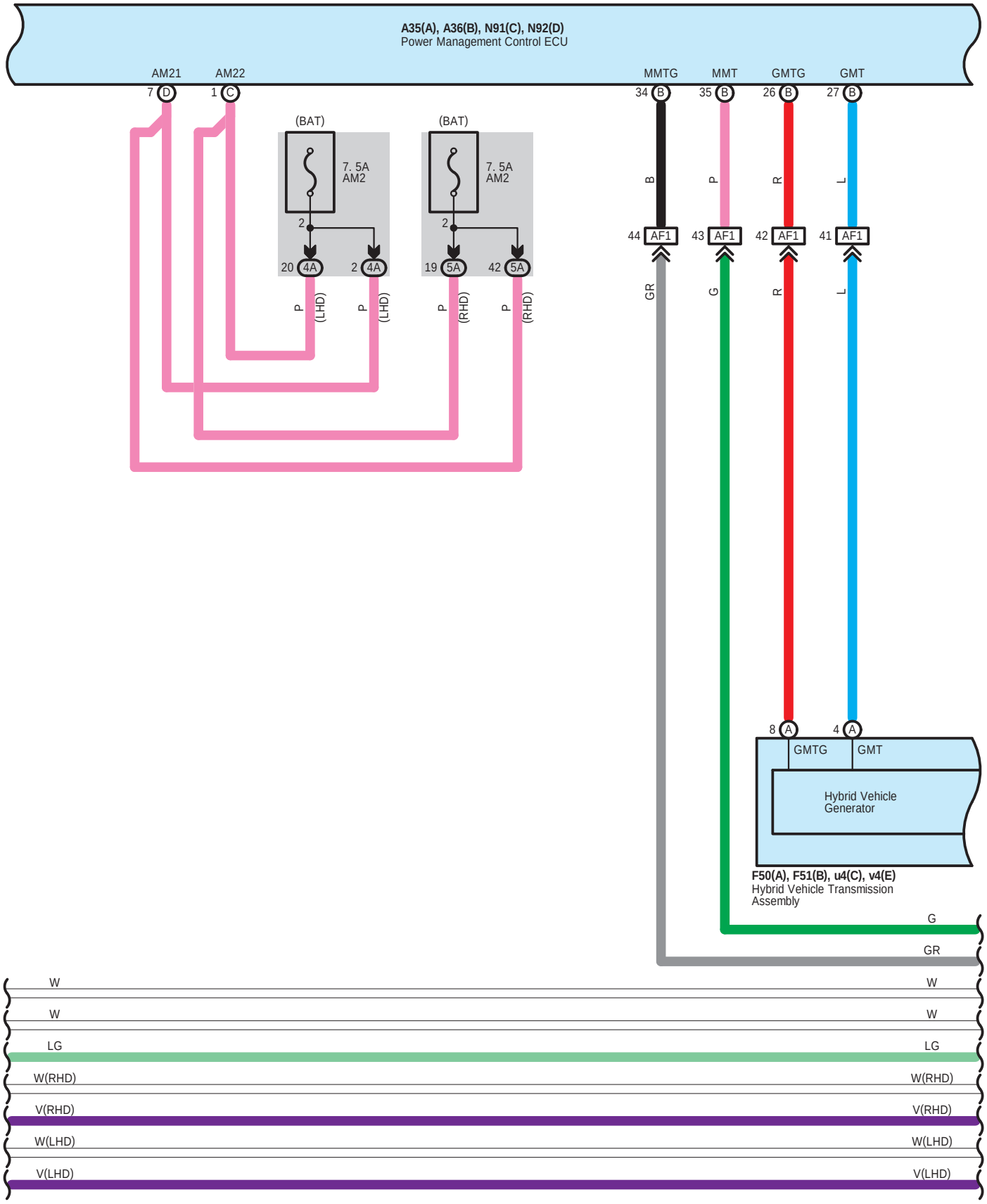
A35(A), A36(B), N91(C), N92(D)
Power Management Control ECU
AM21
AM22
MMTG
MMT
GMTG
GMT
7 D
1 C
34 B
35 B
26 B
27 B
(BAT)
7. 5A
AM2
2
20 4A
2 4A
19 5A
42 5A
P (LHD)
P (LHD)
P (RHD)
P (RHD)
B
P
R
L
44 AF1
43 AF1
42 AF1
41 AF1
GR
G
R
L
8 A
4 A
GMTG
GMT
Hybrid Vehicle
Generator
F50(A), F51(B), u4(C), v4(E)
Hybrid Vehicle Transmission
Assembly
G
GR
W
W
LG
W(RHD)
V(RHD)
W(LHD)
V(LHD)

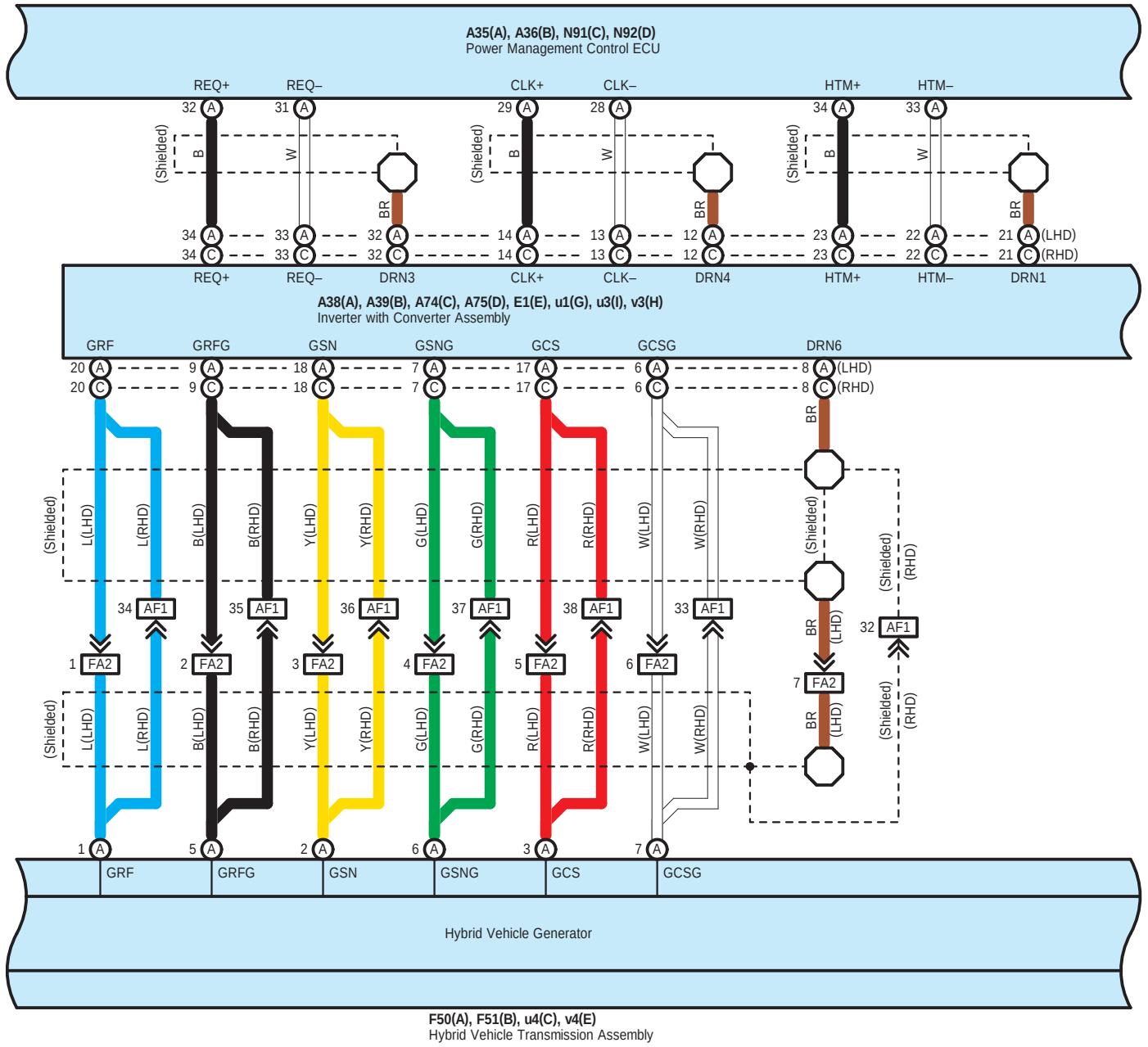
A35(A), A36(B), N91(C), N92(D)
Power Management Control ECU
REQ+
REQ–
CLK+
CLK–
HTM+
HTM–
(Shielded)
B
W
BR
(LHD)
(RHD)
DRN3
DRN4
DRN1
A38(A), A39(B), A74(C), A75(D), E1(E), u1(G), u3(I), v3(H)
Inverter with Converter Assembly
GRF
GRFG
GSN
GSNG
GCS
GCSG
DRN6
L(LHD)
L(RHD)
B(LHD)
B(RHD)
Y(LHD)
Y(RHD)
G(LHD)
G(RHD)
R(LHD)
R(RHD)
W(LHD)
W(RHD)
AF1
FA2
Hybrid Vehicle Generator
F50(A), F51(B), u4(C), v4(E)
Hybrid Vehicle Transmission Assembly


G
GR
W
W
LG
W(RHD)
V(RHD)
W(LHD)
V(LHD)

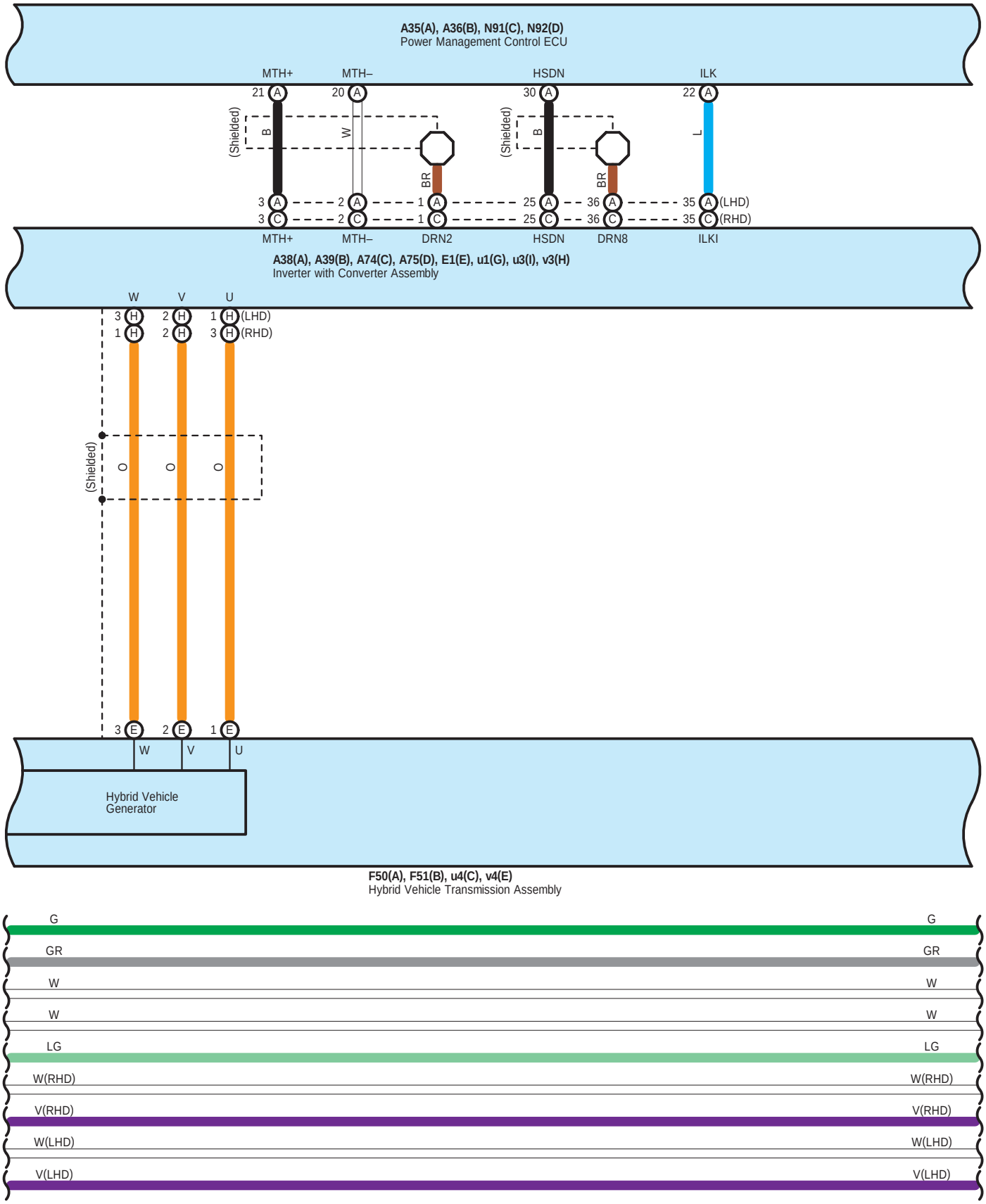
A35(A), A36(B), N91(C), N92(D)
Power Management Control ECU
MTH+
MTH–
HSDN
ILK
21 A
20 A
30 A
22 A
(Shielded)
B
W
BR
(Shielded)
B
BR
L
3 A
3 C
2 A
2 C
1 A
1 C
25 A
25 C
36 A
36 C
35 A (LHD)
35 C (RHD)
MTH+
MTH–
DRN2
HSDN
DRN8
ILKI
A38(A), A39(B), A74(C), A75(D), E1(E), u1(G), u3(I), v3(H)
Inverter with Converter Assembly
W
V
U
3 H
1 H
2 H
2 H
1 H (LHD)
3 H (RHD)
(Shielded)
O
O
O
3 E
2 E
1 E
W
V
U
Hybrid Vehicle
Generator
F50(A), F51(B), u4(C), v4(E)
Hybrid Vehicle Transmission Assembly
G
GR
W
W
LG
W(RHD)
V(RHD)
W(LHD)
V(LHD)

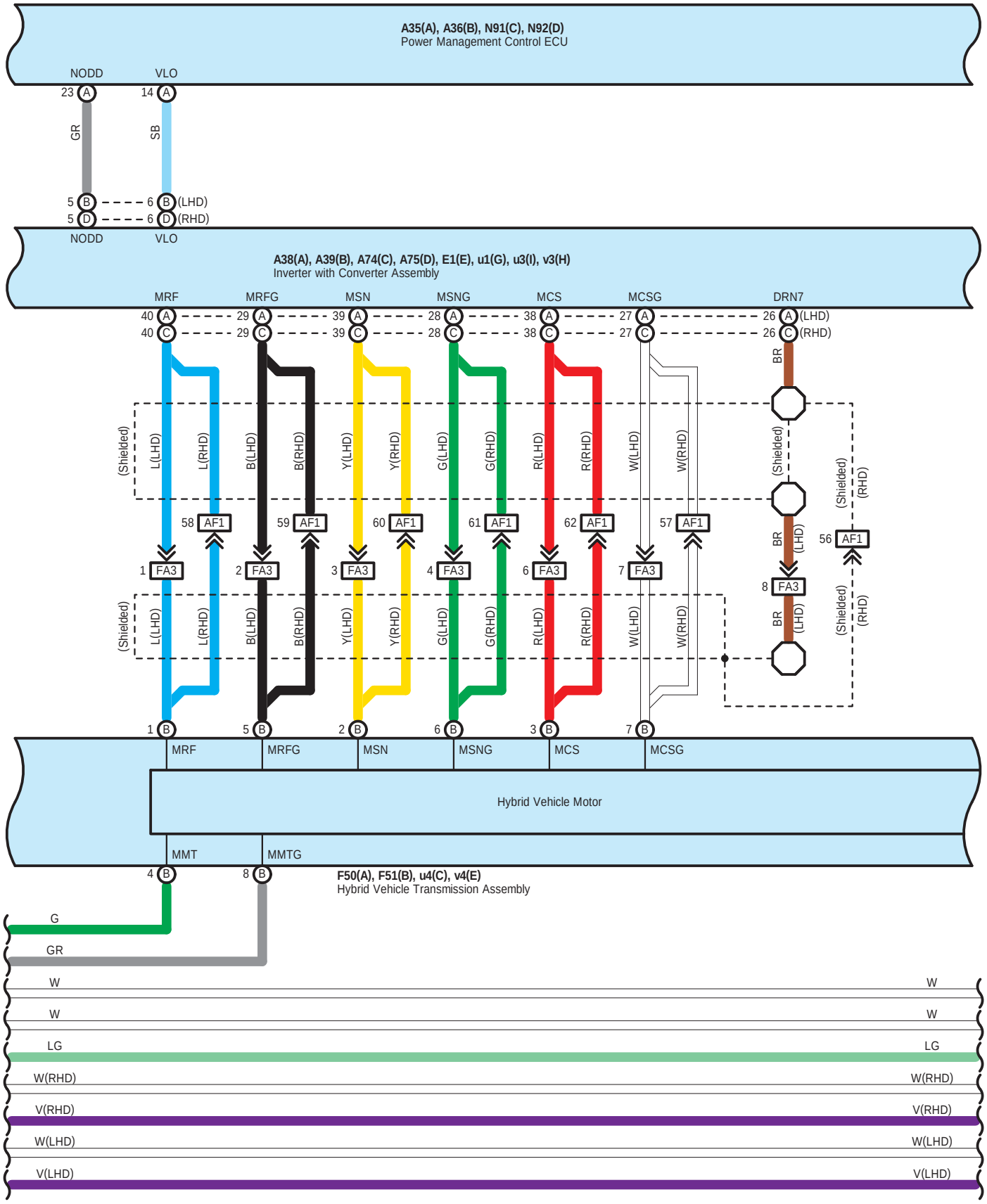
A35(A), A36(B), N91(C), N92(D)
Power Management Control ECU
NODD
VLO
23 A
14 A
GR
SB
5 B
6 B (LHD)
5 D
6 D (RHD)
NODD
VLO
A38(A), A39(B), A74(C), A75(D), E1(E), u1(G), u3(I), v3(H)
Inverter with Converter Assembly
MRF
MRFG
MSN
MSNG
MCS
MCSG
DRN7
40 A
40 C
29 A
29 C
39 A
39 C
28 A
28 C
38 A
38 C
27 A
27 C
26 A (LHD)
26 C (RHD)
BR
(Shielded)
L(LHD)
L(RHD)
B(LHD)
B(RHD)
Y(LHD)
Y(RHD)
G(LHD)
G(RHD)
R(LHD)
R(RHD)
W(LHD)
W(RHD)
58 AF1
59 AF1
60 AF1
61 AF1
62 AF1
57 AF1
56 AF1
1 FA3
2 FA3
3 FA3
4 FA3
6 FA3
7 FA3
8 FA3
(RHD)
1 B
5 B
2 B
6 B
3 B
7 B
MRF
MRFG
MSN
MSNG
MCS
MCSG
Hybrid Vehicle Motor
MMT
MMTG
4 B
8 B
F50(A), F51(B), u4(C), v4(E)
Hybrid Vehicle Transmission Assembly
G
GR
W
W
LG
W(RHD)
V(RHD)
W(LHD)
V(LHD)

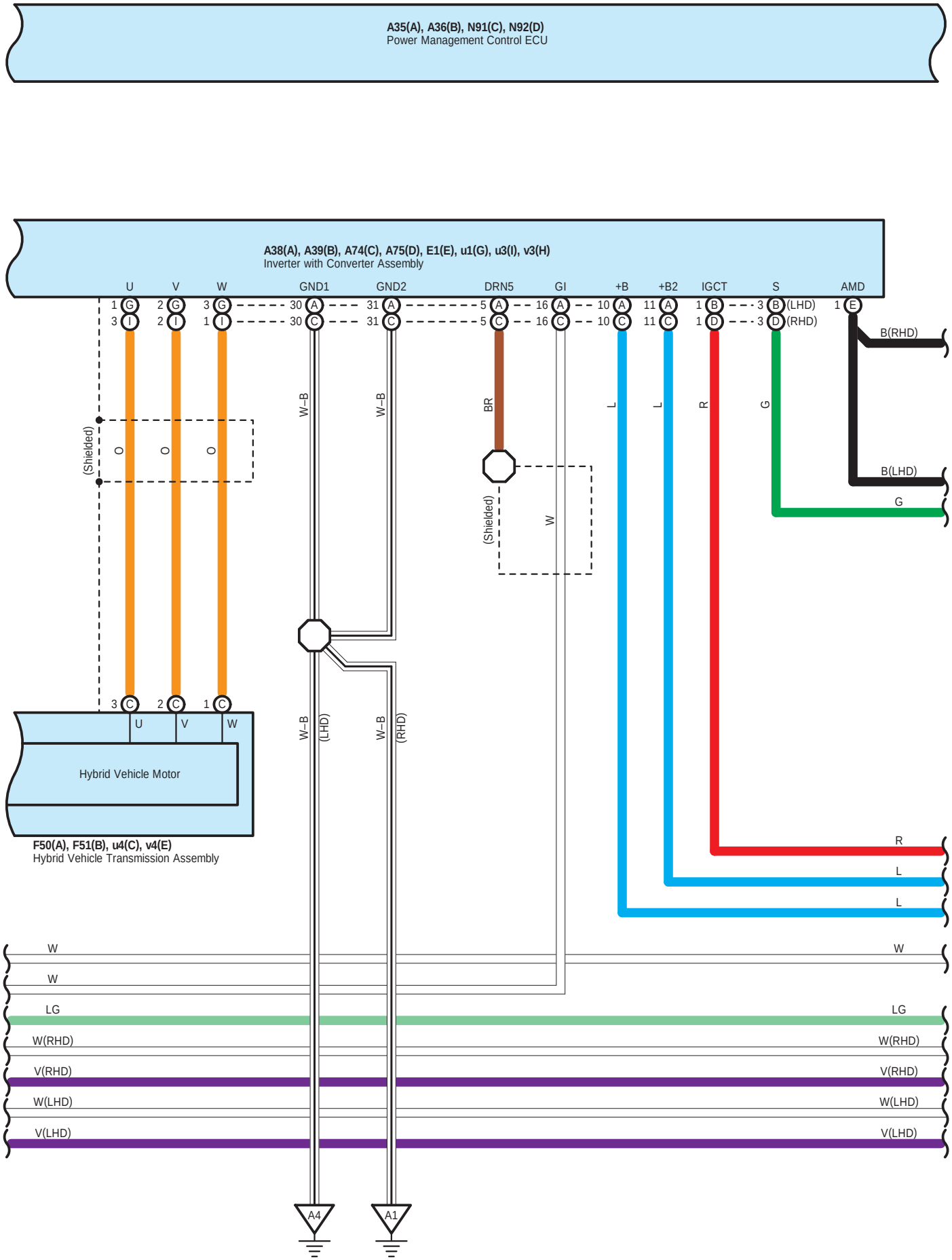
A35(A), A36(B), N91(C), N92(D)
Power Management Control ECU
A38(A), A39(B), A74(C), A75(D), E1(E), u1(G), u3(I), v3(H)
Inverter with Converter Assembly
U
V
W
GND1
GND2
DRN5
GI
+B
+B2
IGCT
S
AMD
(LHD)
(RHD)
B(RHD)
B(LHD)
G
W–B
BR
L
R
(Shielded)
O
W
Hybrid Vehicle Motor
F50(A), F51(B), u4(C), v4(E)
Hybrid Vehicle Transmission Assembly
LG
W(RHD)
V(RHD)
W(LHD)
V(LHD)
A4
A1

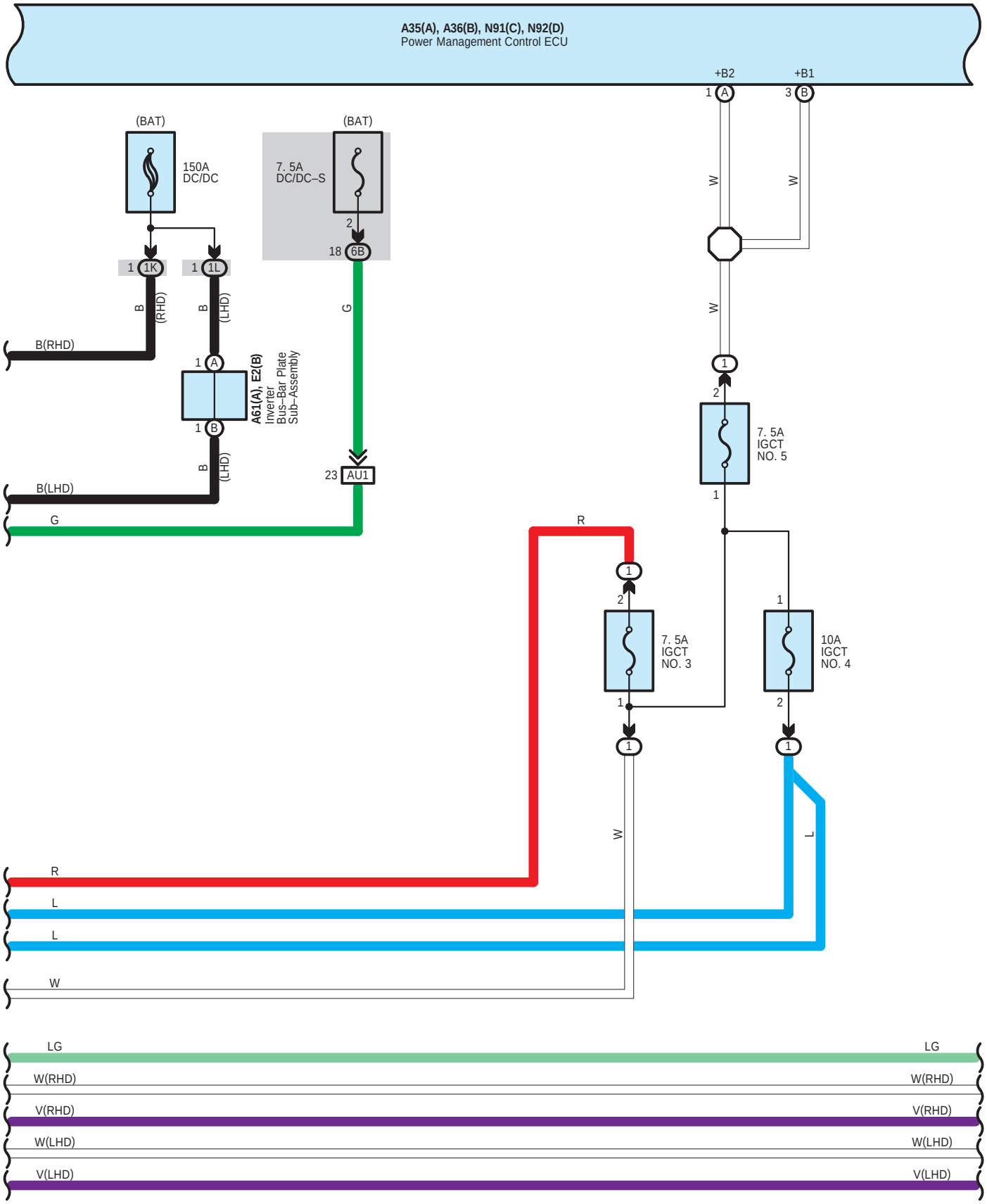
A35(A), A36(B), N91(C), N92(D)
Power Management Control ECU
+B2
+B1
1 A
3 B
(BAT)
150A
DC/DC
(BAT)
7. 5A
DC/DC–S
2
18 6B
1 1K
1 1L
B
(RHD)
B
(LHD)
G
W
W
W
B(RHD)
1 A
1 B
A61(A), E2(B)
Inverter
Bus–Bar Plate
Sub–Assembly
B
(LHD)
23 AU1
B(LHD)
G
1
2
7. 5A
IGCT
NO. 5
1
R
1
2
7. 5A
IGCT
NO. 3
1
1
10A
IGCT
NO. 4
2
1
1
W
L
R
L
L
W
LG
W(RHD)
V(RHD)
W(LHD)
V(LHD)
LG
W(RHD)
V(RHD)
W(LHD)
V(LHD)

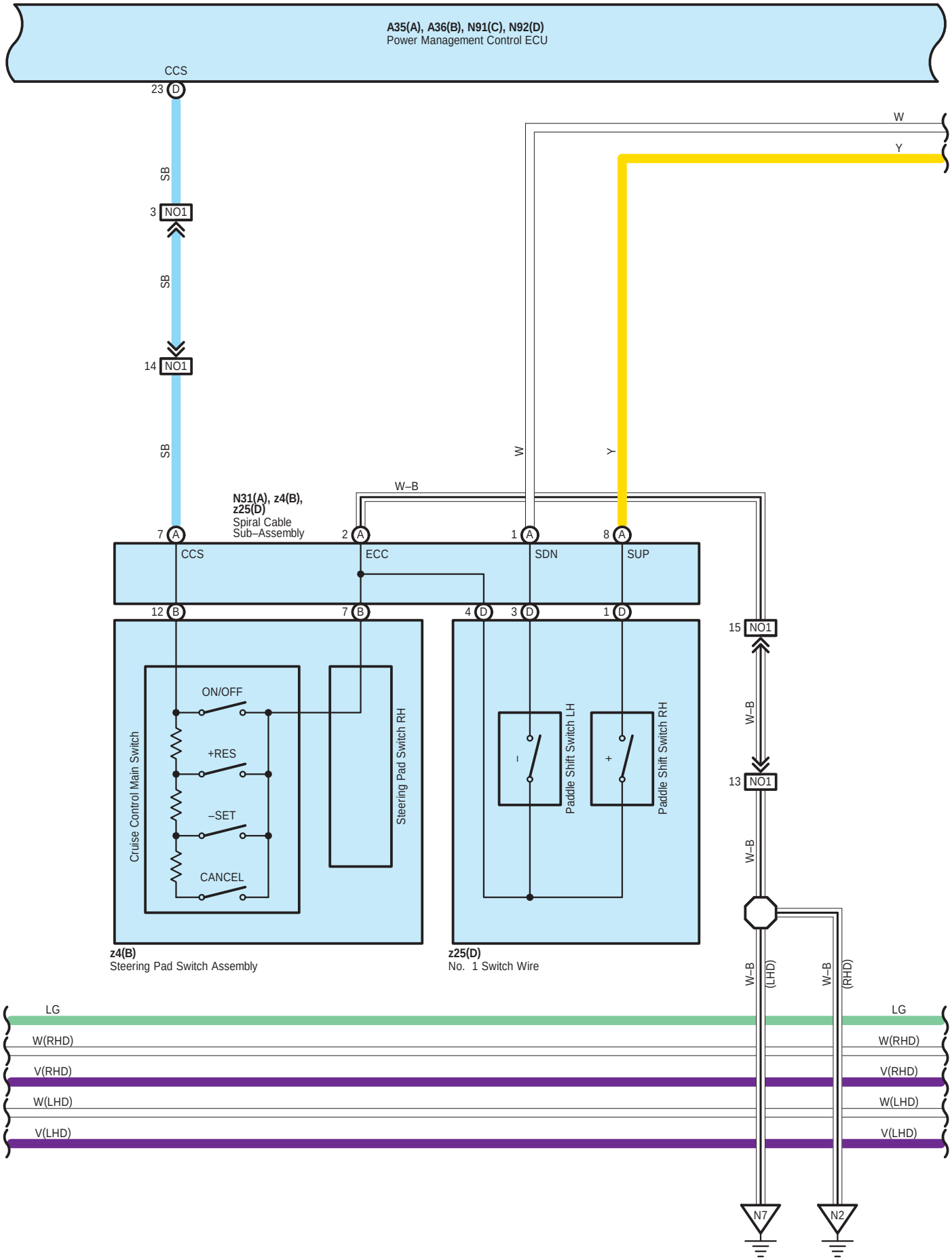
A35(A), A36(B), N91(C), N92(D)
Power Management Control ECU
CCS
23 D
SB
3 NO1
SB
14 NO1
SB
W
Y
W
Y
W–B
N31(A), z4(B), z25(D)
Spiral Cable Sub–Assembly
7 A
2 A
1 A
8 A
CCS
ECC
SDN
SUP
12 B
7 B
4 D
3 D
1 D
15 NO1
W–B
13 NO1
W–B
ON/OFF
+RES
–SET
CANCEL
Cruise Control Main Switch
Steering Pad Switch RH
Paddle Shift Switch LH
Paddle Shift Switch RH
z4(B)
Steering Pad Switch Assembly
z25(D)
No. 1 Switch Wire
W–B (LHD)
W–B (RHD)
LG
W(RHD)
V(RHD)
W(LHD)
V(LHD)
N7
N2

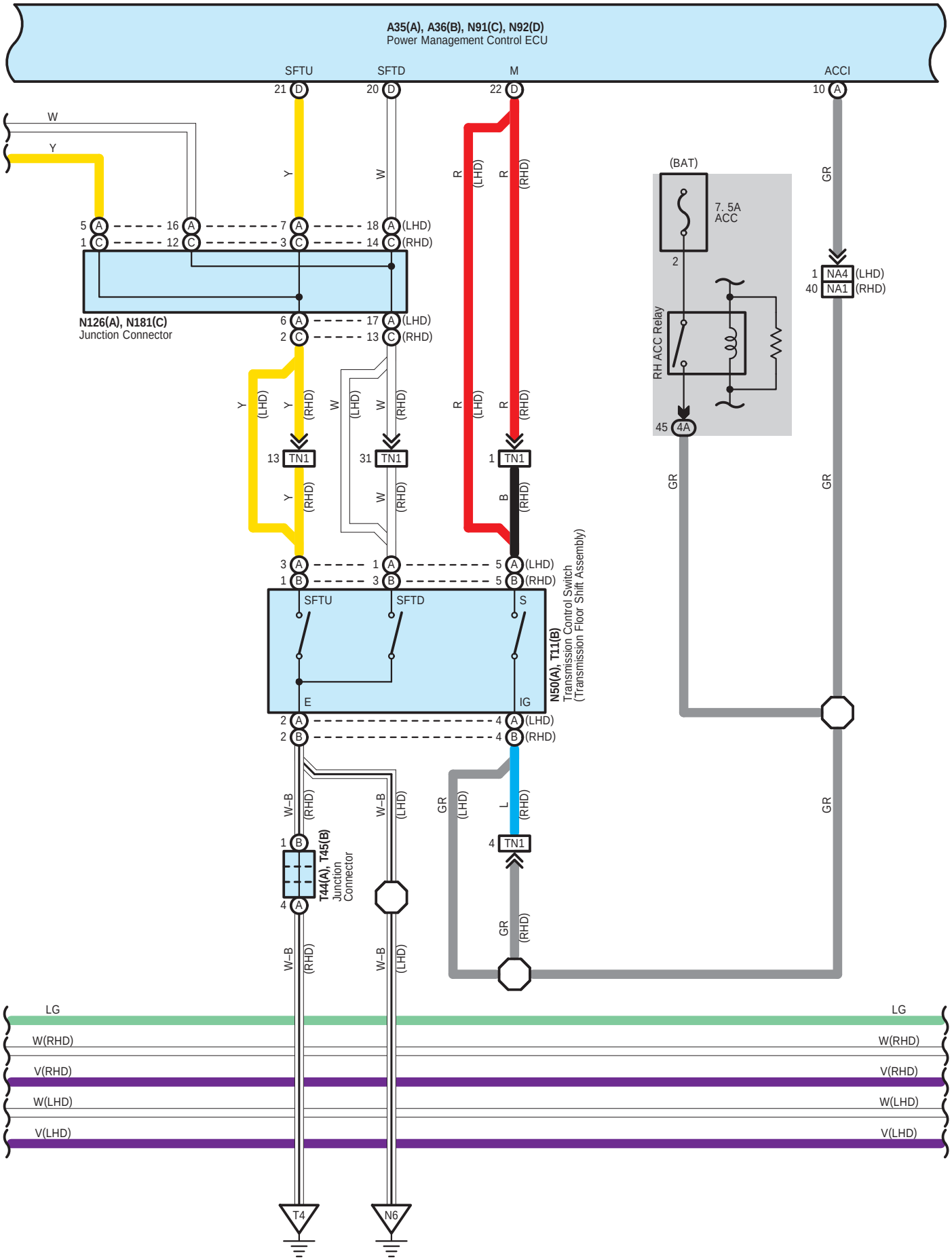
A35(A), A36(B), N91(C), N92(D)
Power Management Control ECU
SFTU
SFTD
M
ACCI
N126(A), N181(C)
Junction Connector
(BAT)
7. 5A
ACC
RH ACC Relay
N50(A), T11(B)
Transmission Control Switch
(Transmission Floor Shift Assembly)
T44(A), T45(B)
Junction
Connector
T4
N6

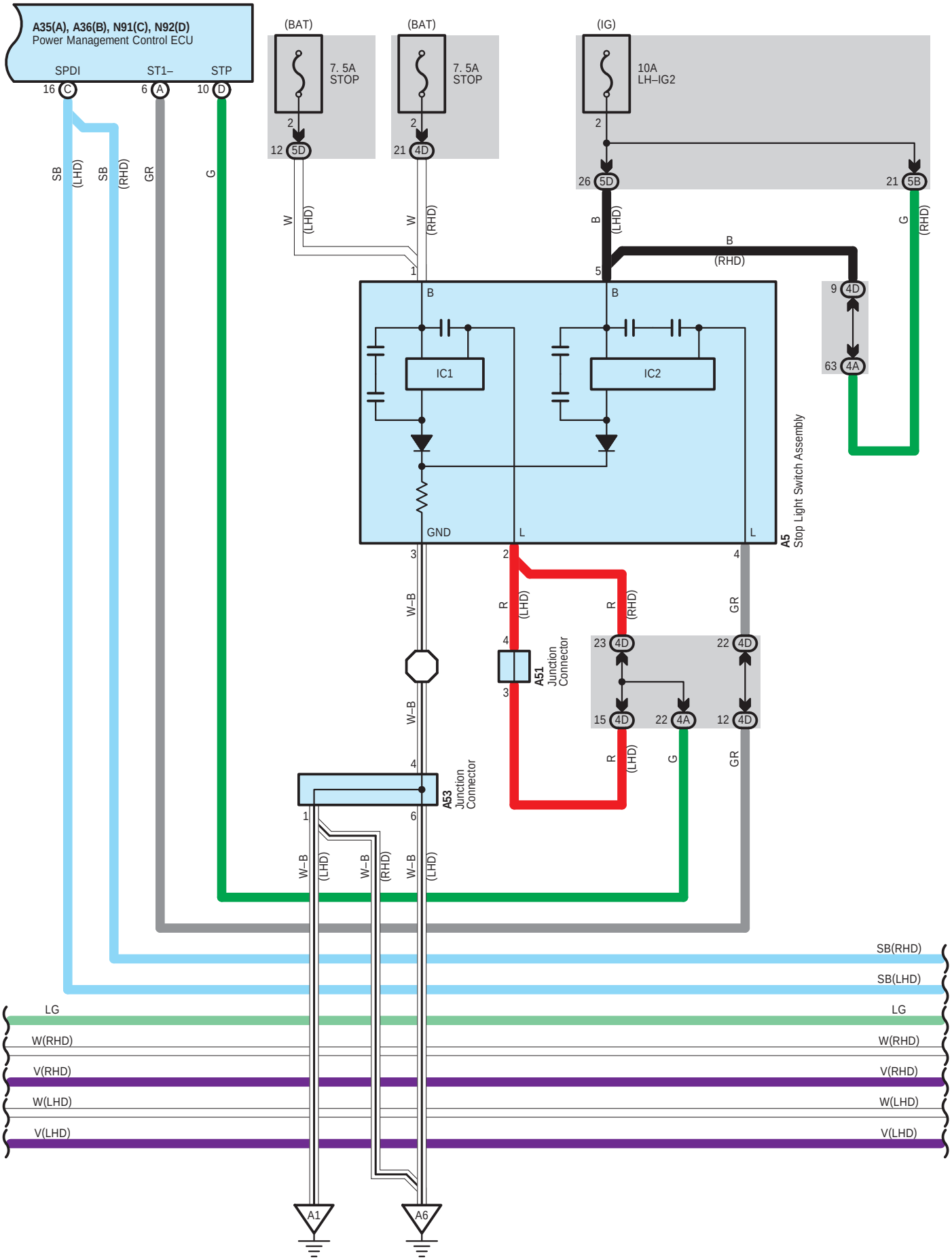
A35(A), A36(B), N91(C), N92(D)
Power Management Control ECU
SPDI
ST1–
STP
16 C
6 A
10 D
(BAT)
7. 5A
STOP
2
12 5D
(BAT)
7. 5A
STOP
2
21 4D
(IG)
10A
LH–IG2
2
26 5D
21 5B
SB (LHD)
SB (RHD)
GR
G
W (LHD)
W (RHD)
B (LHD)
B (RHD)
G (RHD)
1
5
B
B
IC1
IC2
GND
L
L
9 4D
63 4A
A5
Stop Light Switch Assembly
3
2
4
W–B
R (LHD)
R (RHD)
GR
4
3
A51
Junction
Connector
23 4D
22 4D
15 4D
22 4A
12 4D
W–B
4
A53
Junction
Connector
1
6
R (LHD)
G
GR
W–B (LHD)
W–B (RHD)
W–B (LHD)
SB(RHD)
SB(LHD)
LG
W(RHD)
V(RHD)
W(LHD)
V(LHD)
A1
A6

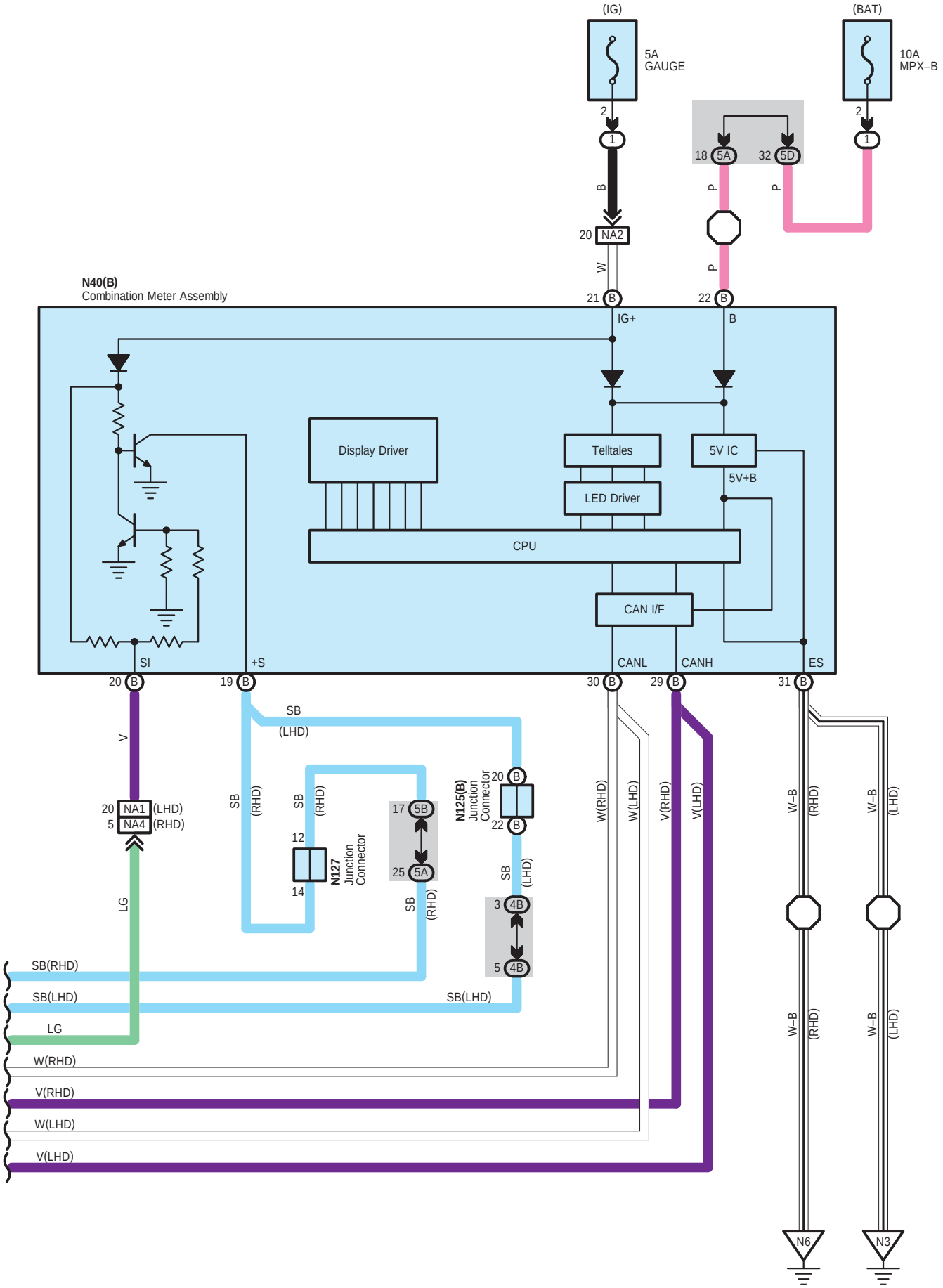
(IG)
5A
GAUGE
(BAT)
10A
MPX–B
2
1
B
20 NA2
W
P
18 5A
32 5D
N40(B)
Combination Meter Assembly
21 B
22 B
IG+
B
Display Driver
Telltales
5V IC
5V+B
LED Driver
CPU
CAN I/F
SI
+S
CANL
CANH
ES
20 B
19 B
30 B
29 B
31 B
V
SB
(LHD)
SB
(RHD)
20 NA1 (LHD)
5 NA4 (RHD)
LG
12
14
N127
Junction
Connector
17 5B
25 5A
N125(B)
Junction
Connector
20 B
22 B
3 4B
5 4B
W(RHD)
W(LHD)
V(RHD)
V(LHD)
W–B
(RHD)
W–B
(LHD)
SB(RHD)
SB(LHD)
LG
W(RHD)
V(RHD)
W(LHD)
V(LHD)
N6
N3

A 2
Black




A 5
White

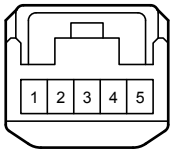


A 14
Black

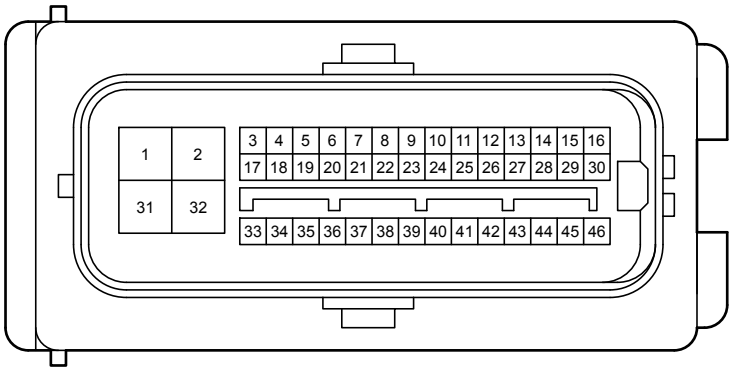


A 16
Gray

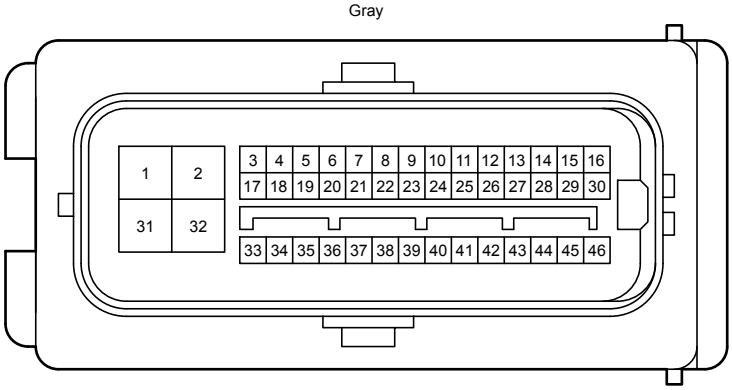


A 35
Gray

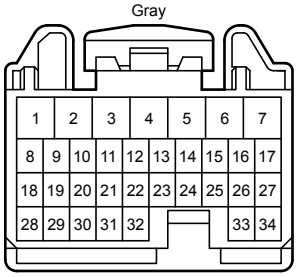


A 36
Gray

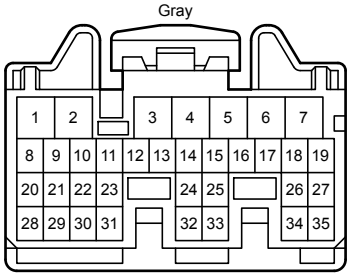


A 38
Black

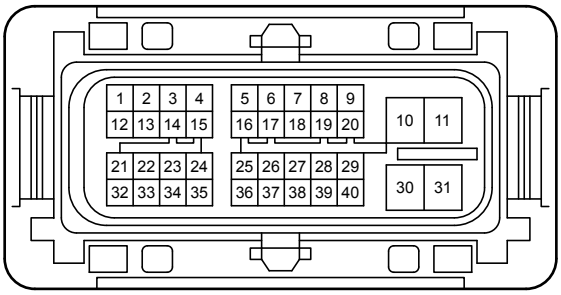


A 39
Black




A 51
Blue

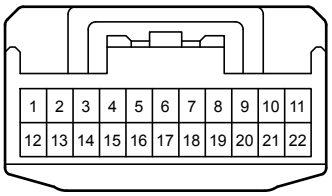


A 53
White

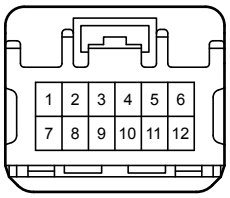

A 57
Blue

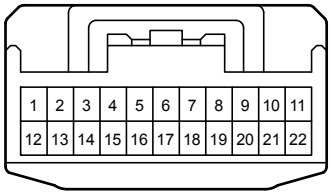


A 61

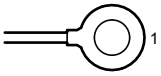


A 69
Gray




A 74
Black

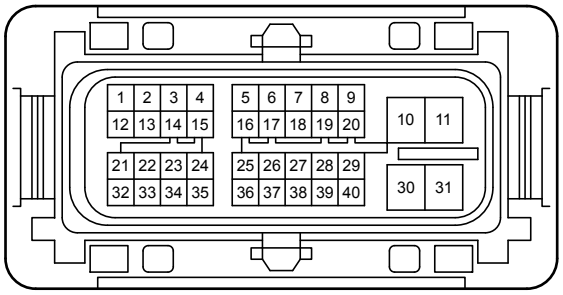


A 75
Black

A 79
Black

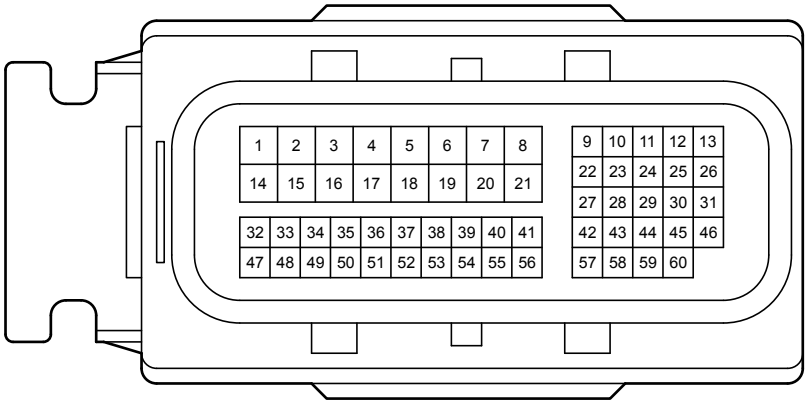


E 1

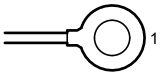


E 2

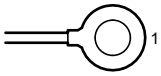


F 24
Black

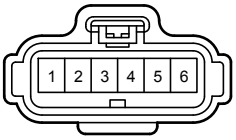


F 50
Gray

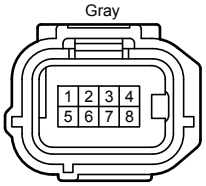


F 51
Gray

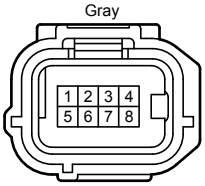


F 65
Gray

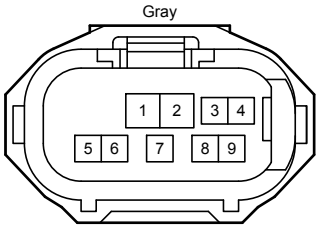


F 66
Gray

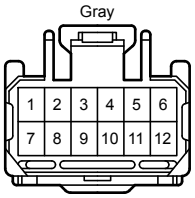

F 70
Black

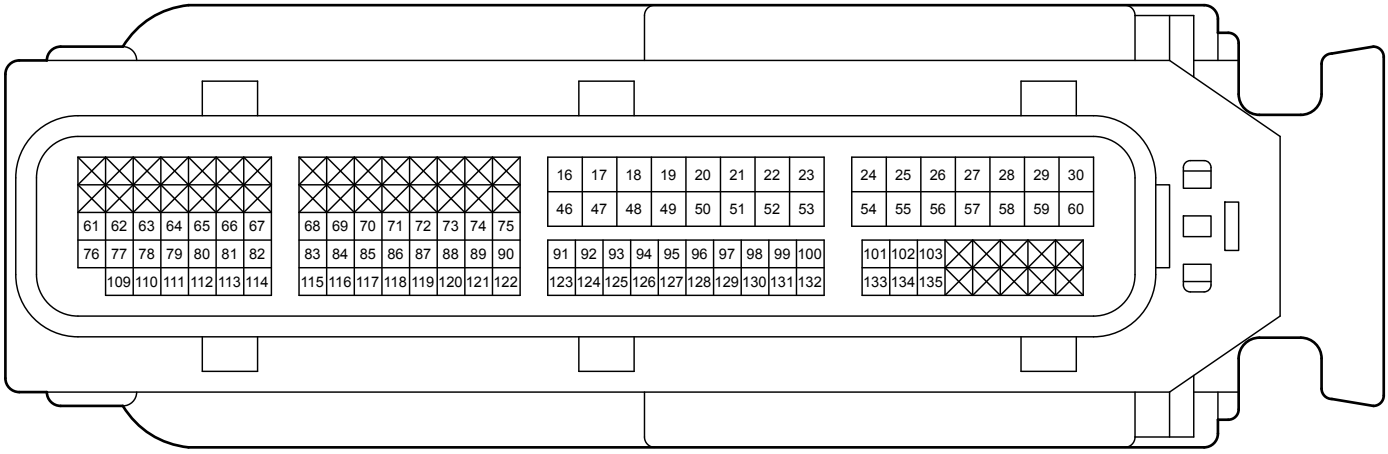


N 20
Black

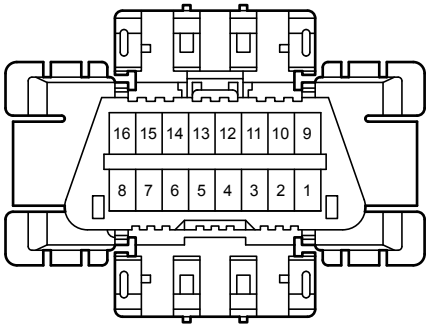


N 31
Black

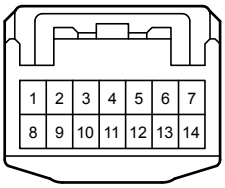


N 40
Black

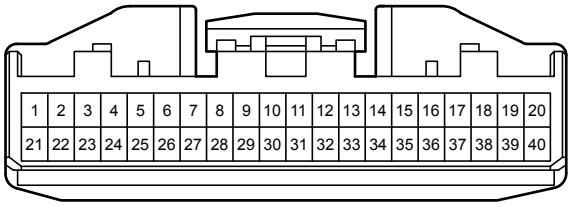


N 50
White

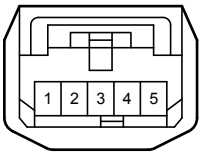


N 91
Gray

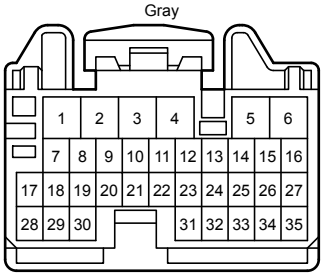


N 92
Gray

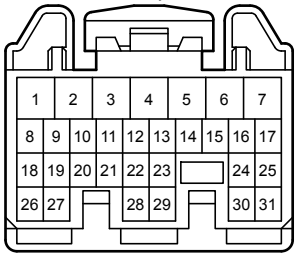


N125
Blue

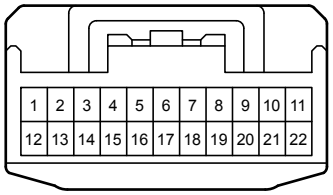


N126
Blue

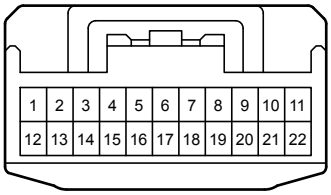

N127
Blue

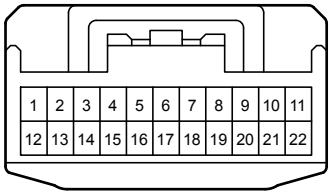


N131
Gray

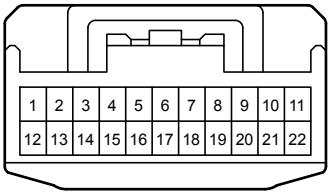


N176
Black

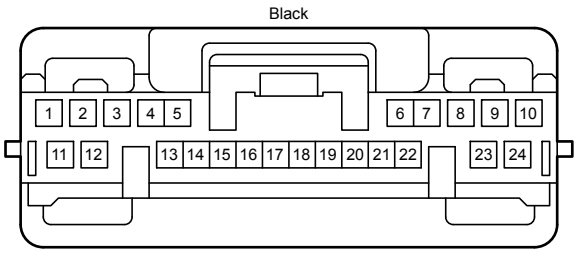


N177
Gray

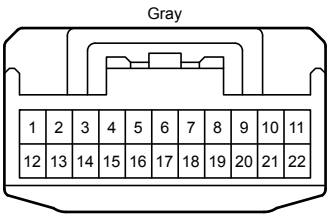


N178
Gray

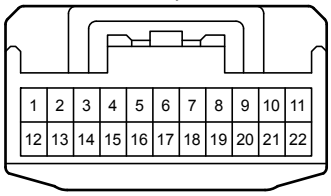


N181
Black

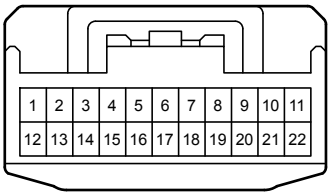


N184
Blue

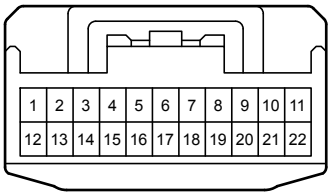


T 11
White

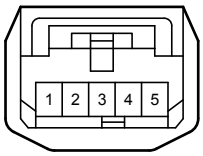


T 44
Blue




T 45
Blue

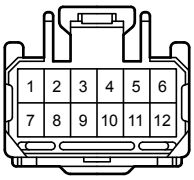


U 67
Gray

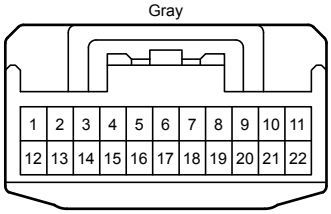


u 1
White

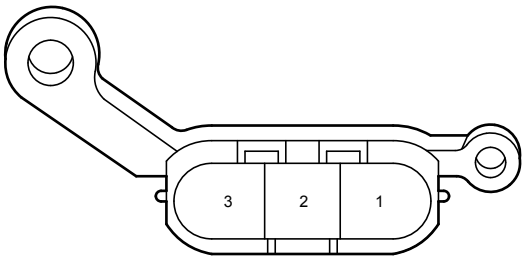


u 3
White

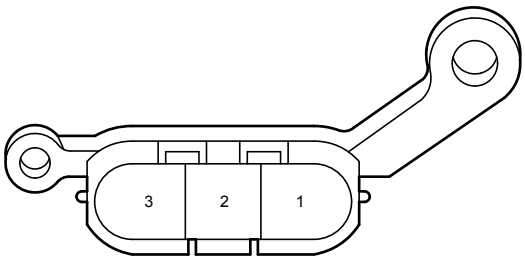

u 4
White

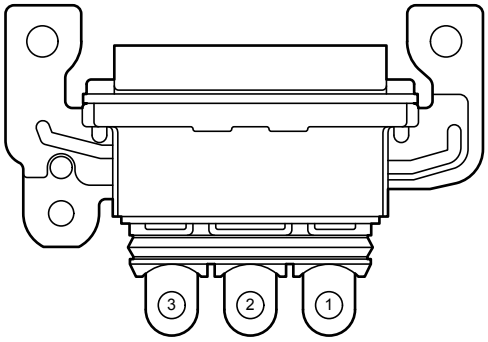


v 3
White

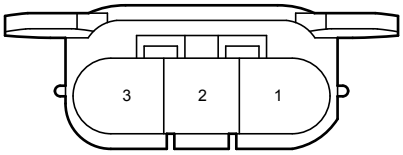


v 4
White




z 4
Black

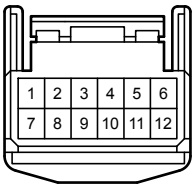


z 25
White

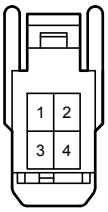


1D
White

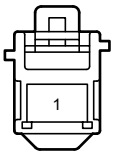


1E
White

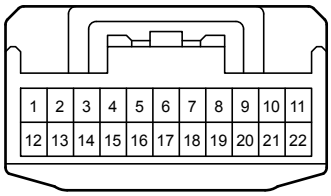


1F
White

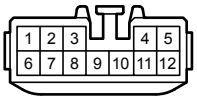


1K
White

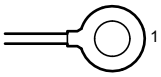


1L
White

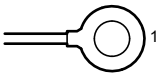


4A
White

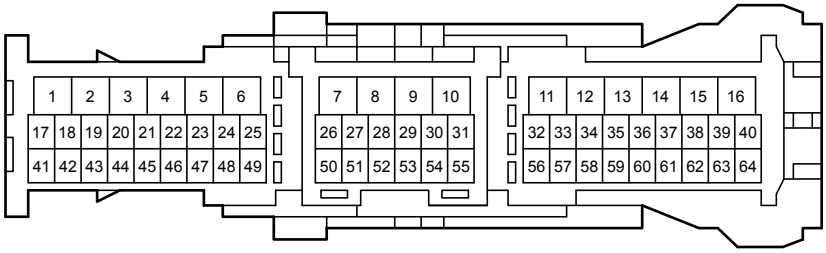


4B
White

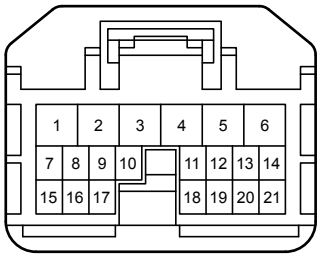


4D
White

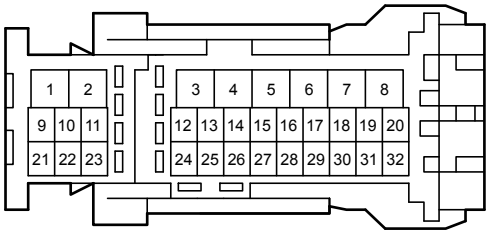

5A
White

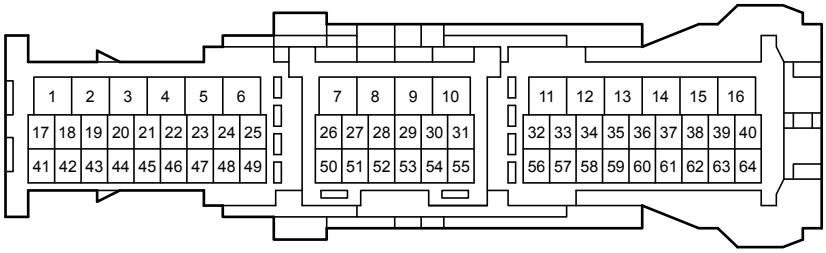


5B
White

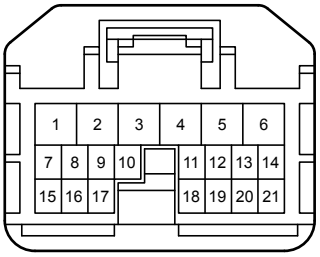


5D
White

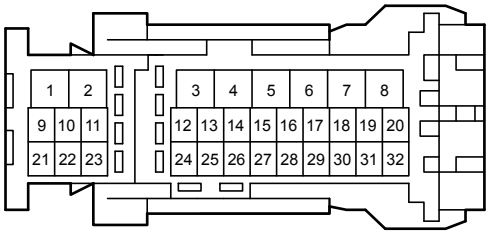


6B
White

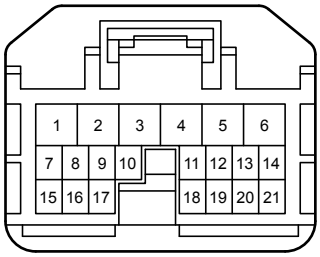


AF1
White

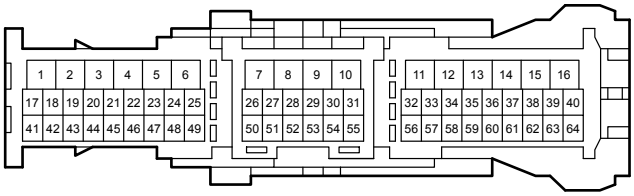


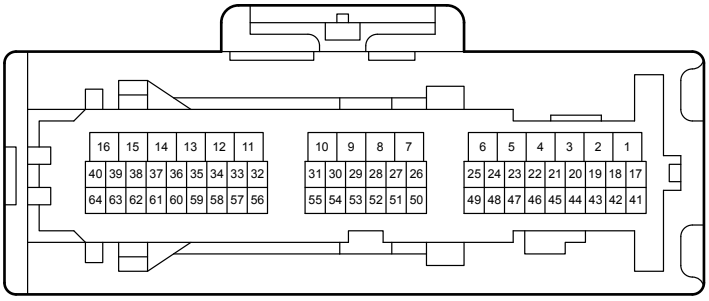


AU1
White

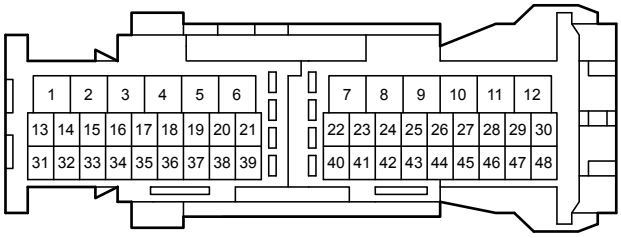


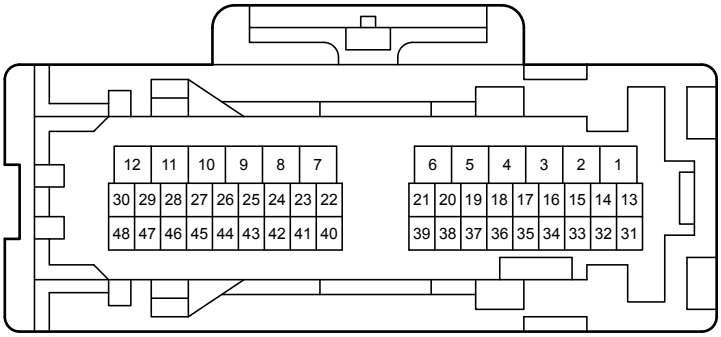

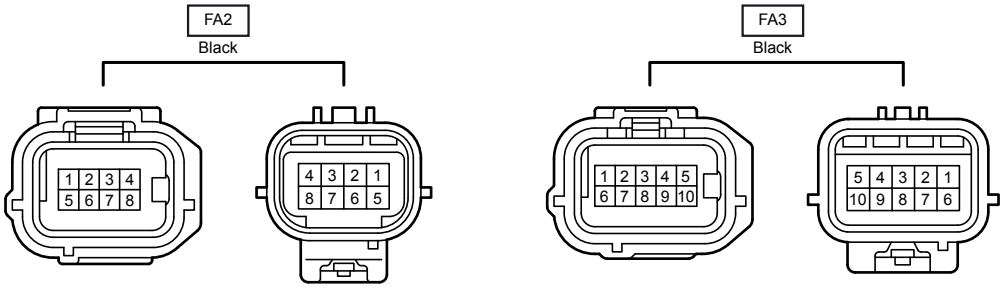
FA2
Black
1 2 3 4
5 6 7 8
4 3 2 1
8 7 6 5
FA3
Black
1 2 3 4 5
6 7 8 9 10
5 4 3 2 1
10 9 8 7 6

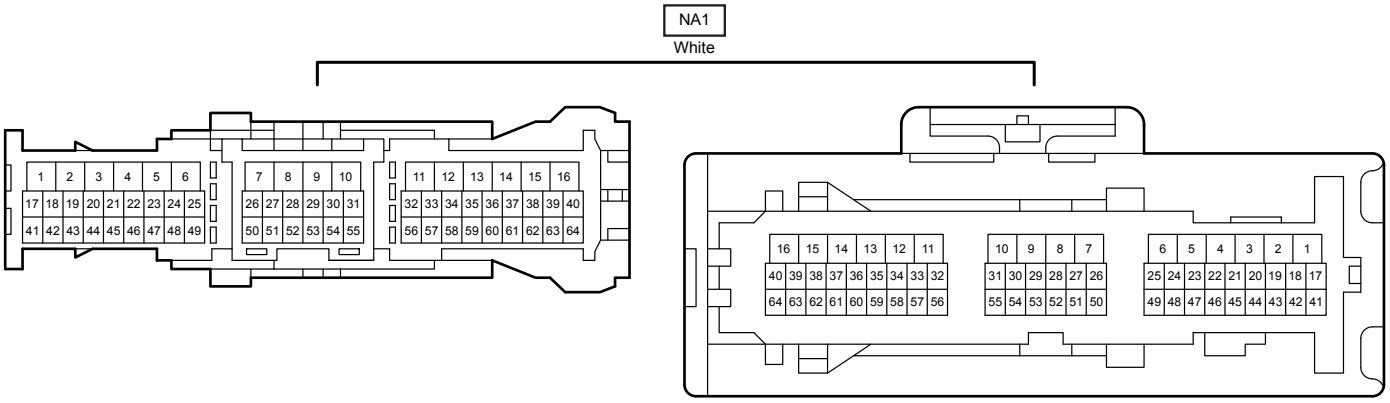
NA1
White
1 2 3 4 5 6
17 18 19 20 21 22 23 24 25
41 42 43 44 45 46 47 48 49
7 8 9 10
26 27 28 29 30 31
50 51 52 53 54 55
11 12 13 14 15 16
32 33 34 35 36 37 38 39 40
56 57 58 59 60 61 62 63 64
16 15 14 13 12 11
40 39 38 37 36 35 34 33 32
64 63 62 61 60 59 58 57 56
10 9 8 7
31 30 29 28 27 26
55 54 53 52 51 50
6 5 4 3 2 1
25 24 23 22 21 20 19 18 17
49 48 47 46 45 44 43 42 41

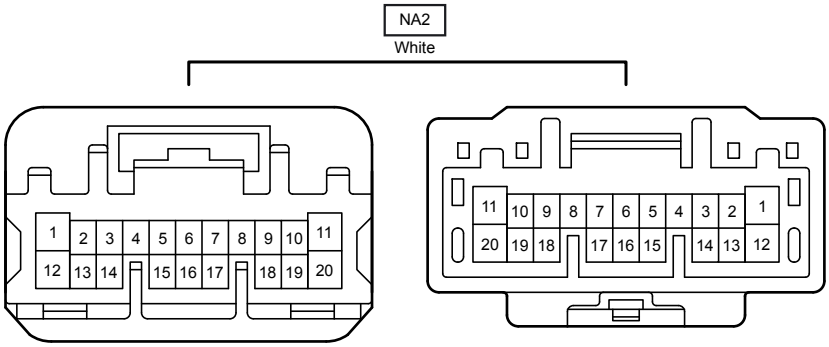
NA2
White
1 2 3 4 5 6 7 8 9 10 11
12 13 14 15 16 17 18 19 20
11 10 9 8 7 6 5 4 3 2 1
20 19 18 17 16 15 14 13 12

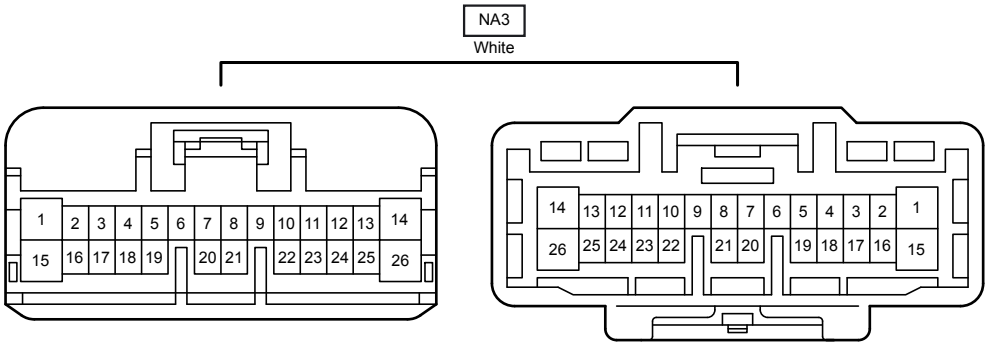
NA3
White
1 2 3 4 5 6 7 8 9 10 11 12 13 14
15 16 17 18 19 20 21 22 23 24 25 26
14 13 12 11 10 9 8 7 6 5 4 3 2 1
26 25 24 23 22 21 20 19 18 17 16 15

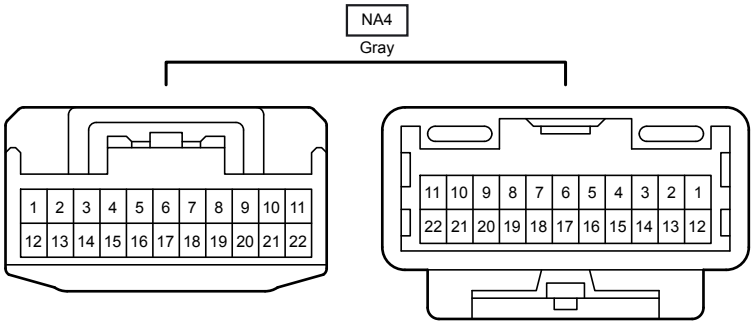
NA4
Gray
1 2 3 4 5 6 7 8 9 10 11
12 13 14 15 16 17 18 19 20 21 22
11 10 9 8 7 6 5 4 3 2 1
22 21 20 19 18 17 16 15 14 13 12

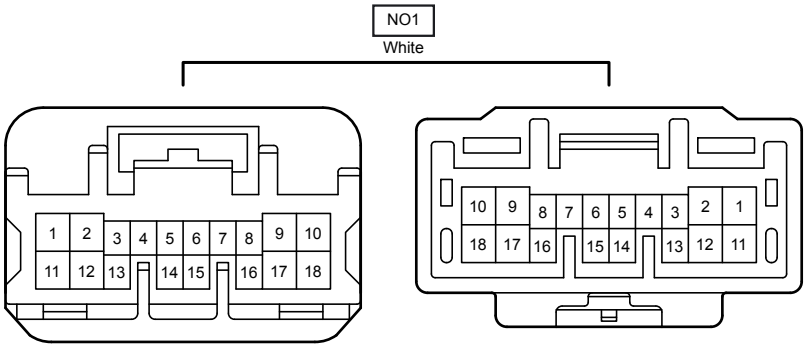
NO1
White
1 2 3 4 5 6 7 8 9 10
11 12 13 14 15 16 17 18
10 9 8 7 6 5 4 3 2 1
18 17 16 15 14 13 12 11

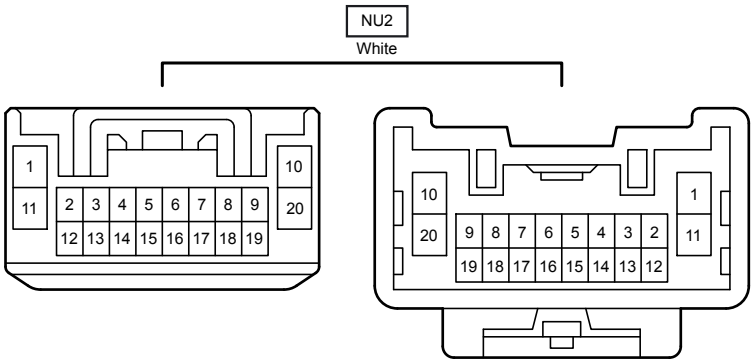
NU2
White
1 10
11 2 3 4 5 6 7 8 9 20
12 13 14 15 16 17 18 19
10 1
20 9 8 7 6 5 4 3 2 11
19 18 17 16 15 14 13 12

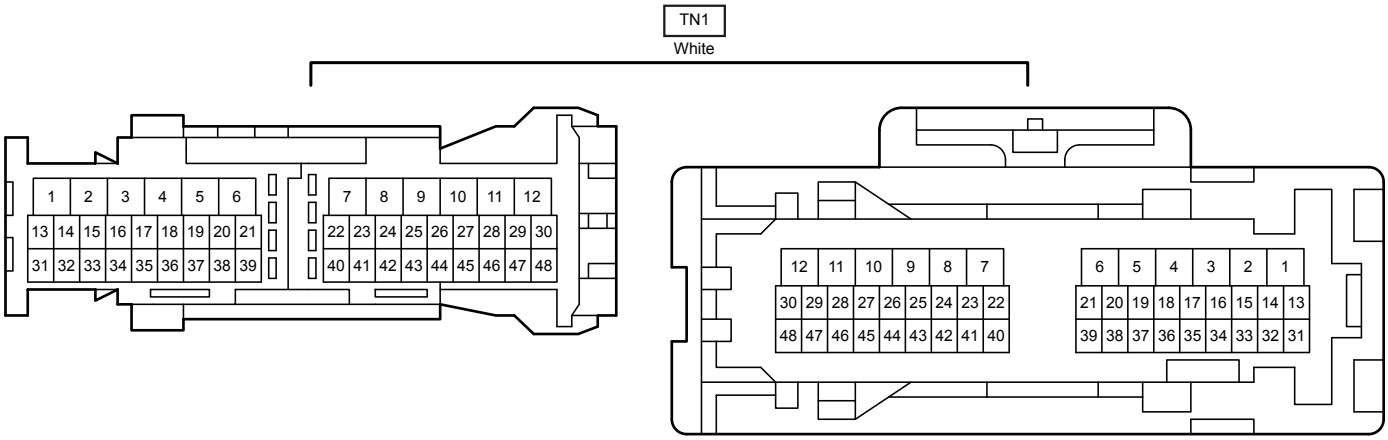
TN1
White
1 2 3 4 5 6 7 8 9 10 11 12
13 14 15 16 17 18 19 20 21 22 23 24 25 26 27 28 29 30
31 32 33 34 35 36 37 38 39 40 41 42 43 44 45 46 47 48
12 11 10 9 8 7 6 5 4 3 2 1
30 29 28 27 26 25 24 23 22 21 20 19 18 17 16 15 14 13
48 47 46 45 44 43 42 41 40 39 38 37 36 35 34 33 32 31