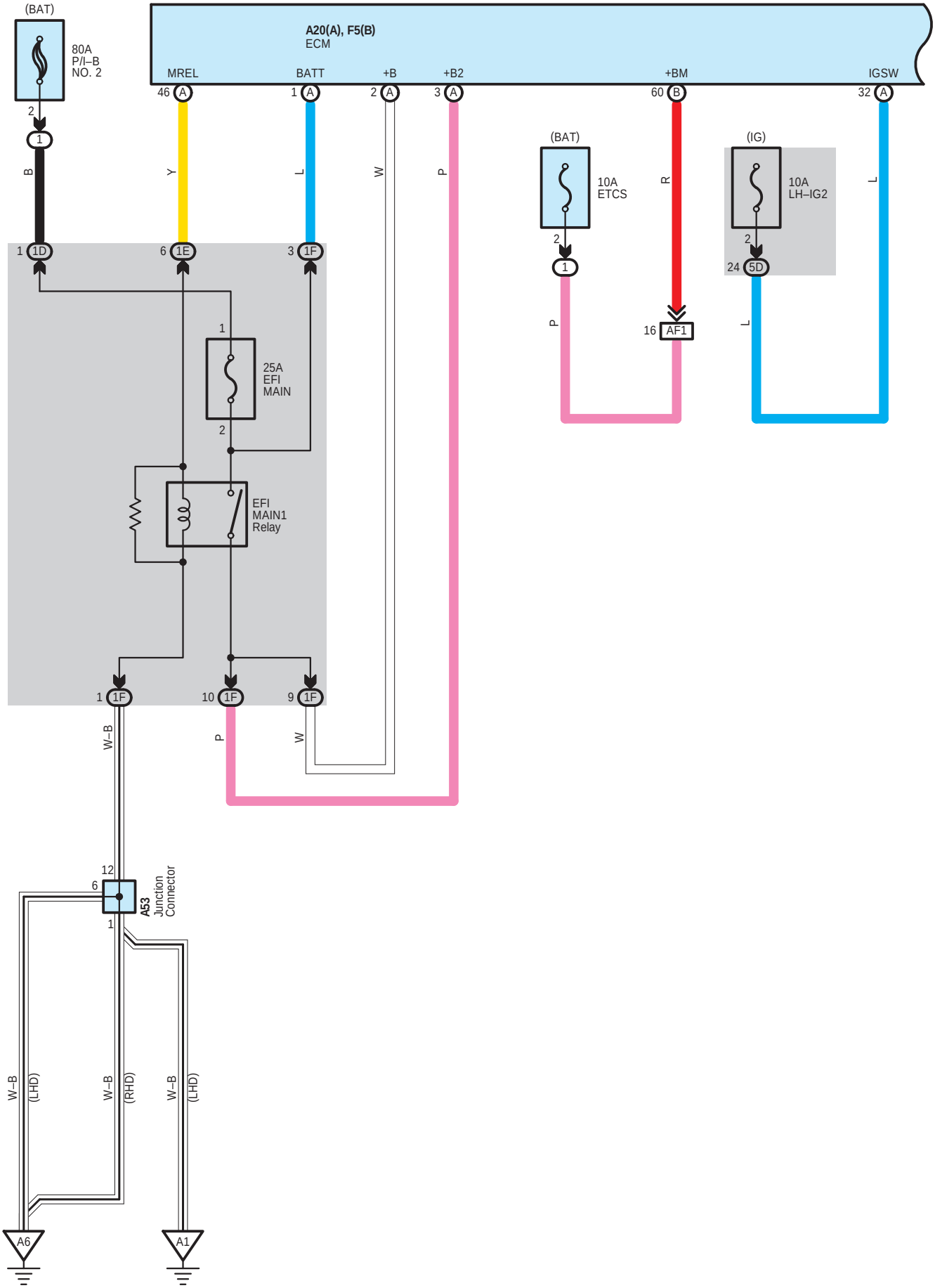
(BAT)
80A
P/I–B
NO. 2
A20(A), F5(B)
ECM
MREL
BATT
+B
+B2
+BM
IGSW
46 A
1 A
2 A
3 A
60 B
32 A
B
Y
L
W
P
R
L
(BAT)
10A
ETCS
(IG)
10A
LH–IG2
1 1D
6 1E
3 1F
25A
EFI
MAIN
EFI
MAIN1
Relay
16 AF1
24 5D
1 1F
10 1F
9 1F
W–B
P
W
12
6
1
A53
Junction
Connector
W–B
(LHD)
W–B
(RHD)
W–B
(LHD)
A6
A1

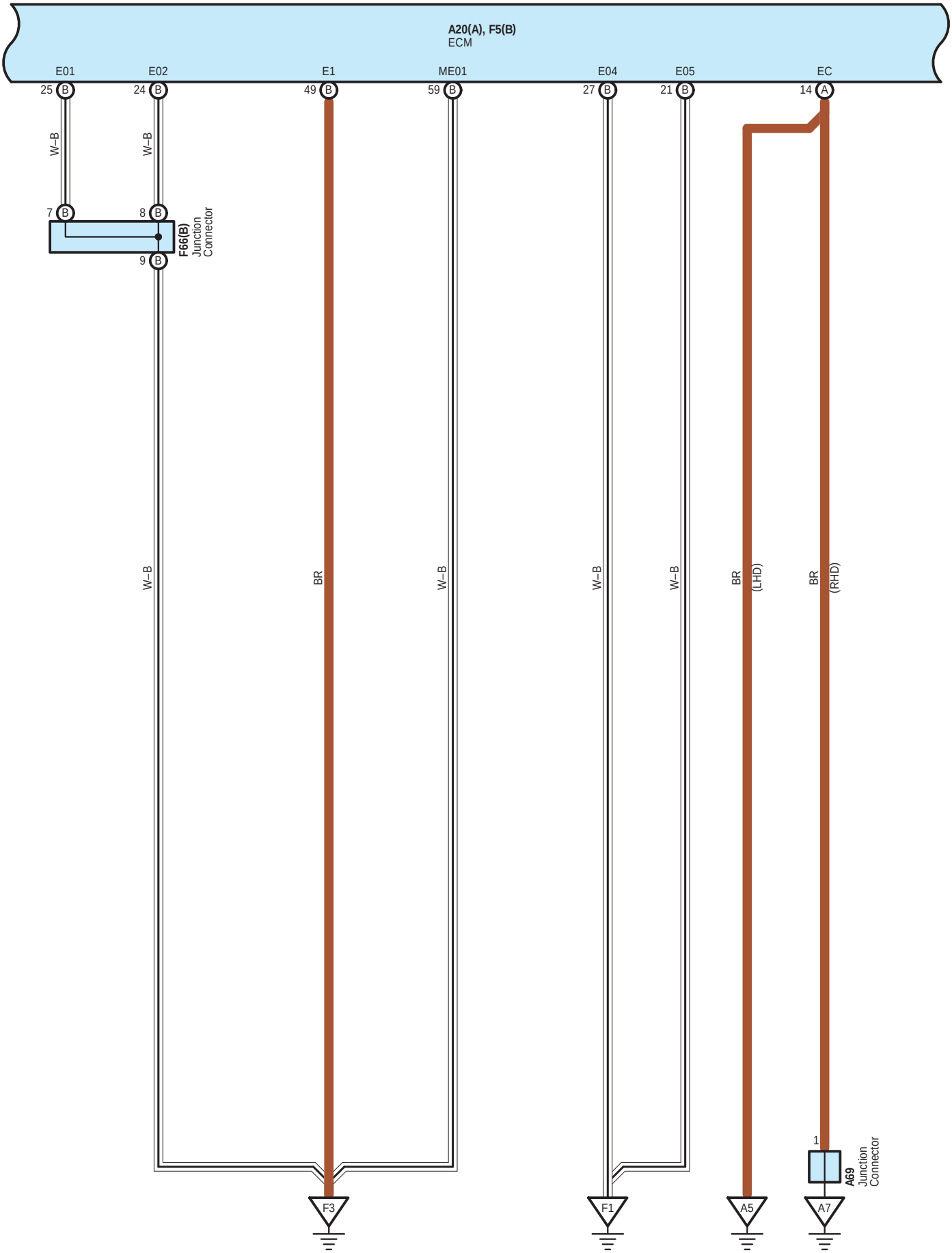
A20(A), F5(B)
ECM
E01
E02
E1
ME01
E04
E05
EC
25 B
24 B
49 B
59 B
27 B
21 B
14 A
W–B
W–B
7 B
8 B
9 B
F66(B)
Junction
Connector
W–B
BR
W–B
W–B
W–B
BR
(LHD)
BR
(RHD)
1
A69
Junction
Connector
F3
F1
A5
A7

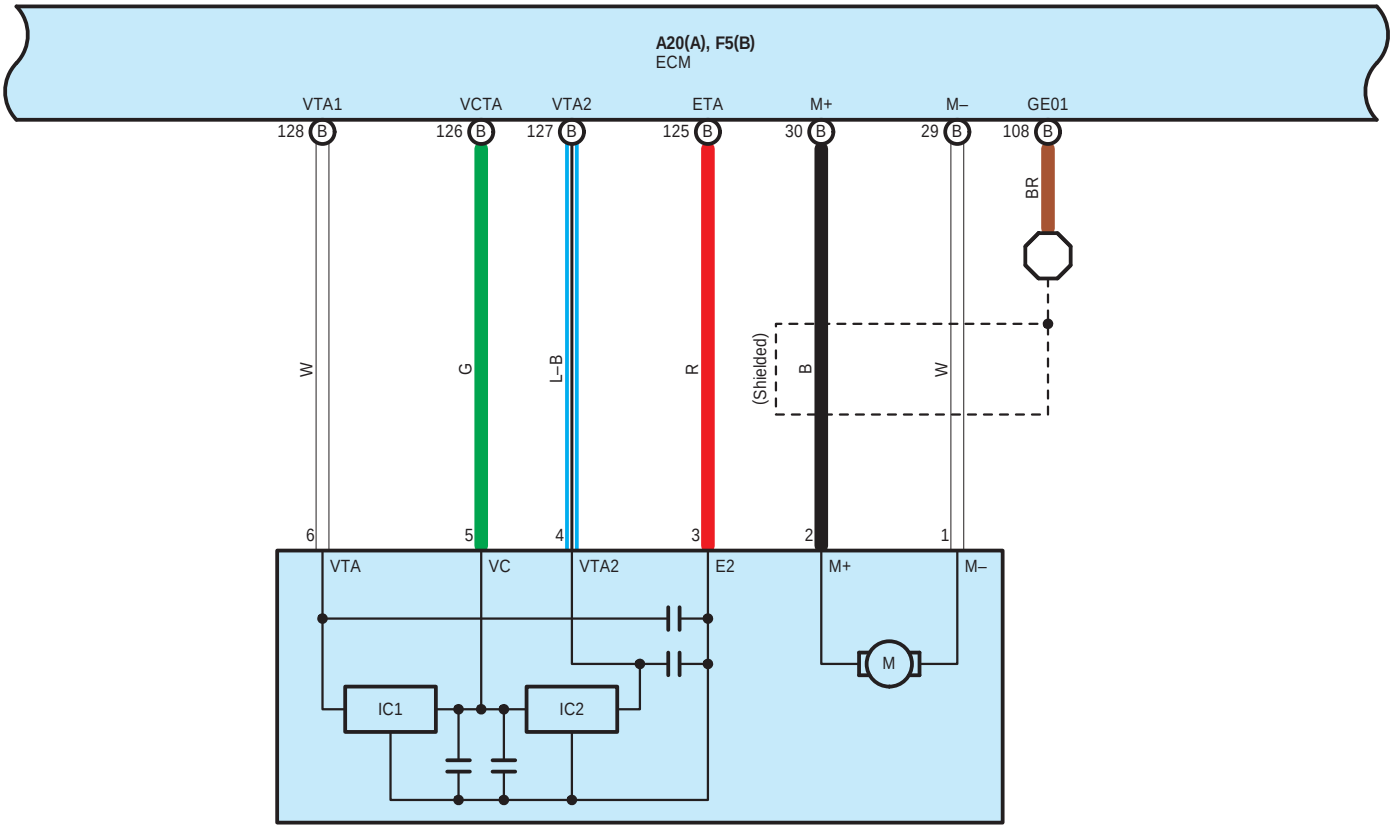

F24
Throttle Body with Motor Assembly

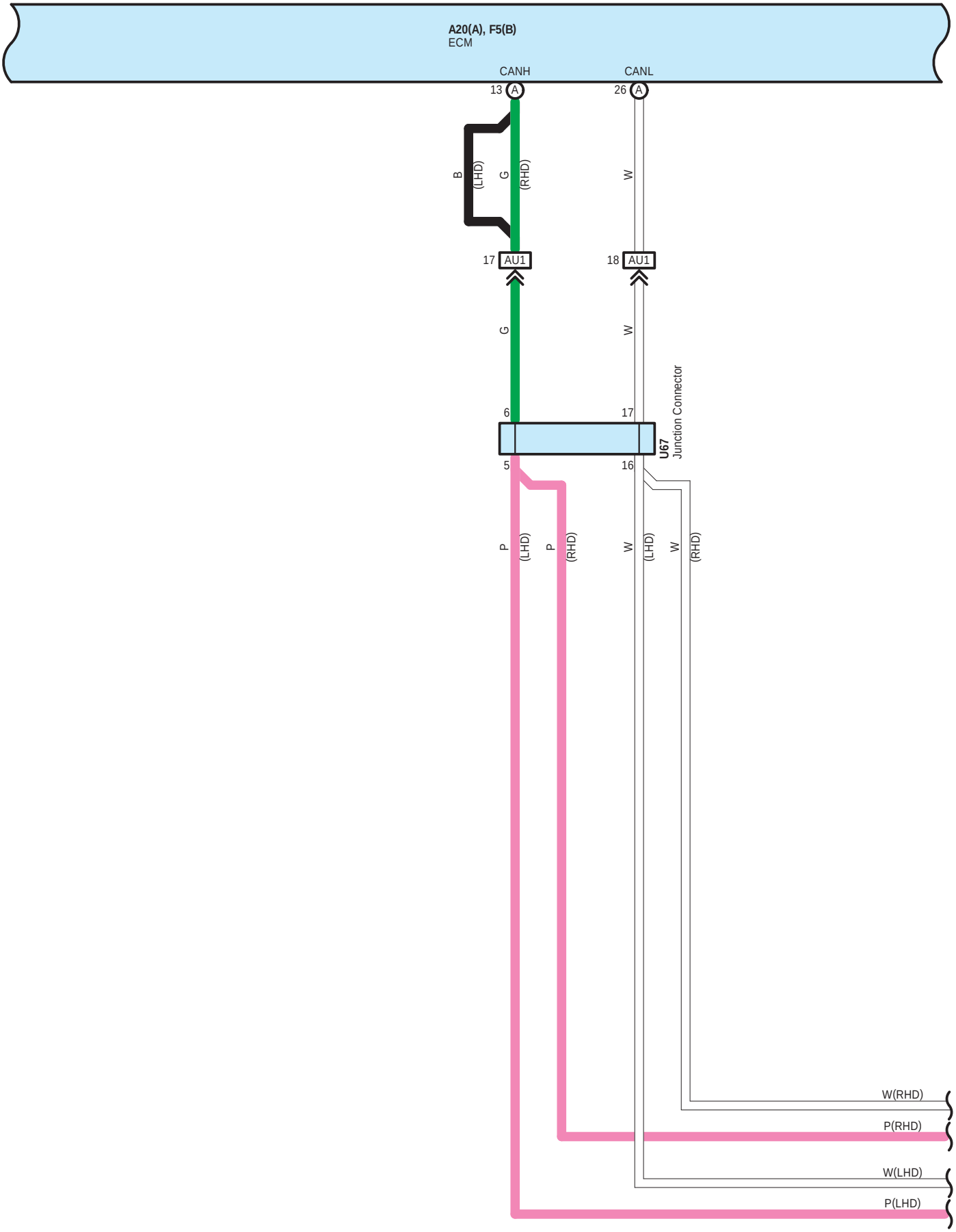
A20(A), F5(B)
ECM
CANH
CANL
13
26
A
A
B
(LHD)
G
(RHD)
W
17
18
AU1
AU1
G
W
6
17
U67
Junction Connector
5
16
P
(LHD)
P
(RHD)
W
(LHD)
W
(RHD)
W(RHD)
P(RHD)
W(LHD)
P(LHD)

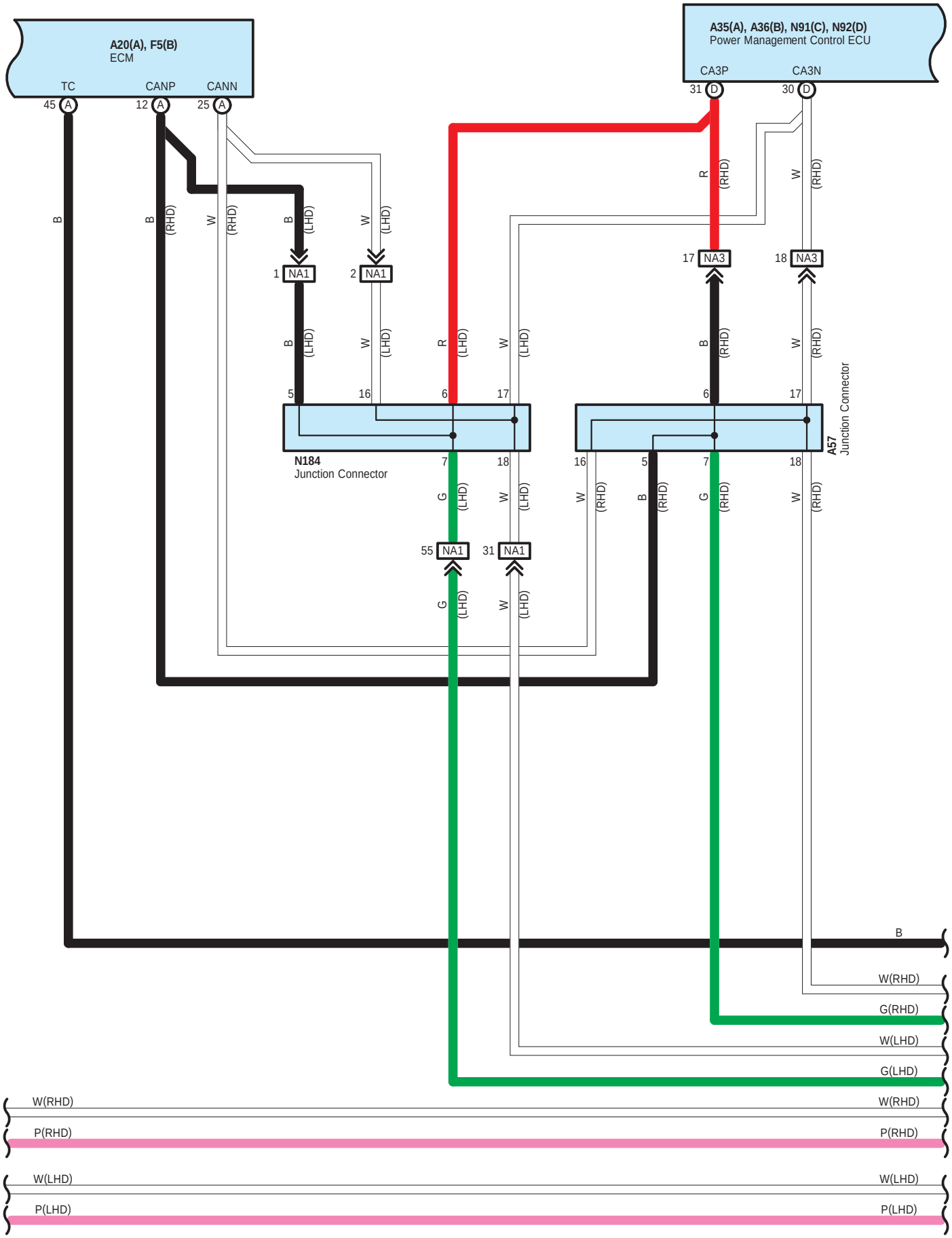
A20(A), F5(B)
ECM
TC
CANP
CANN
45 A
12 A
25 A
A35(A), A36(B), N91(C), N92(D)
Power Management Control ECU
CA3P
CA3N
31 D
30 D
1 NA1
2 NA1
17 NA3
18 NA3
55 NA1
31 NA1
N184
Junction Connector
A57
Junction Connector
B
W(RHD)
G(RHD)
W(LHD)
G(LHD)
P(RHD)
P(LHD)

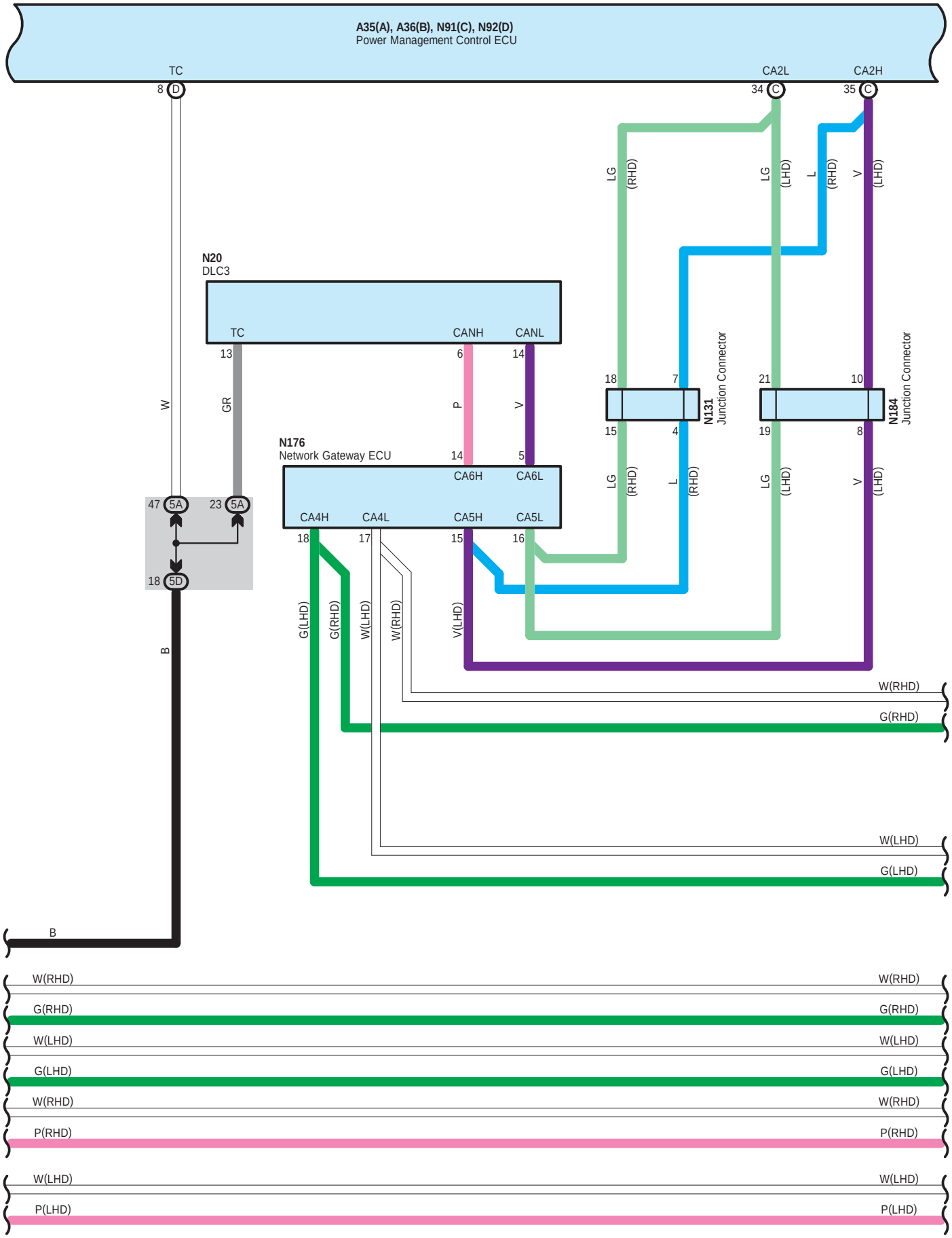
A35(A), A36(B), N91(C), N92(D)
Power Management Control ECU
TC
8 D
CA2L
34 C
CA2H
35 C
N20
DLC3
TC
13
CANH
6
CANL
14
W
GR
P
V
N176
Network Gateway ECU
14
CA6H
5
CA6L
CA4H
18
CA4L
17
CA5H
15
CA5L
16
47 5A
23 5A
18 5D
B
G(LHD)
G(RHD)
W(LHD)
W(RHD)
V(LHD)
LG (RHD)
L (RHD)
LG (LHD)
L (RHD)
V (LHD)
18
7
15
4
N131
Junction Connector
21
10
19
8
N184
Junction Connector
W(RHD)
G(RHD)
W(LHD)
G(LHD)
B
W(RHD)
G(RHD)
W(LHD)
G(LHD)
W(RHD)
P(RHD)
W(LHD)
P(LHD)

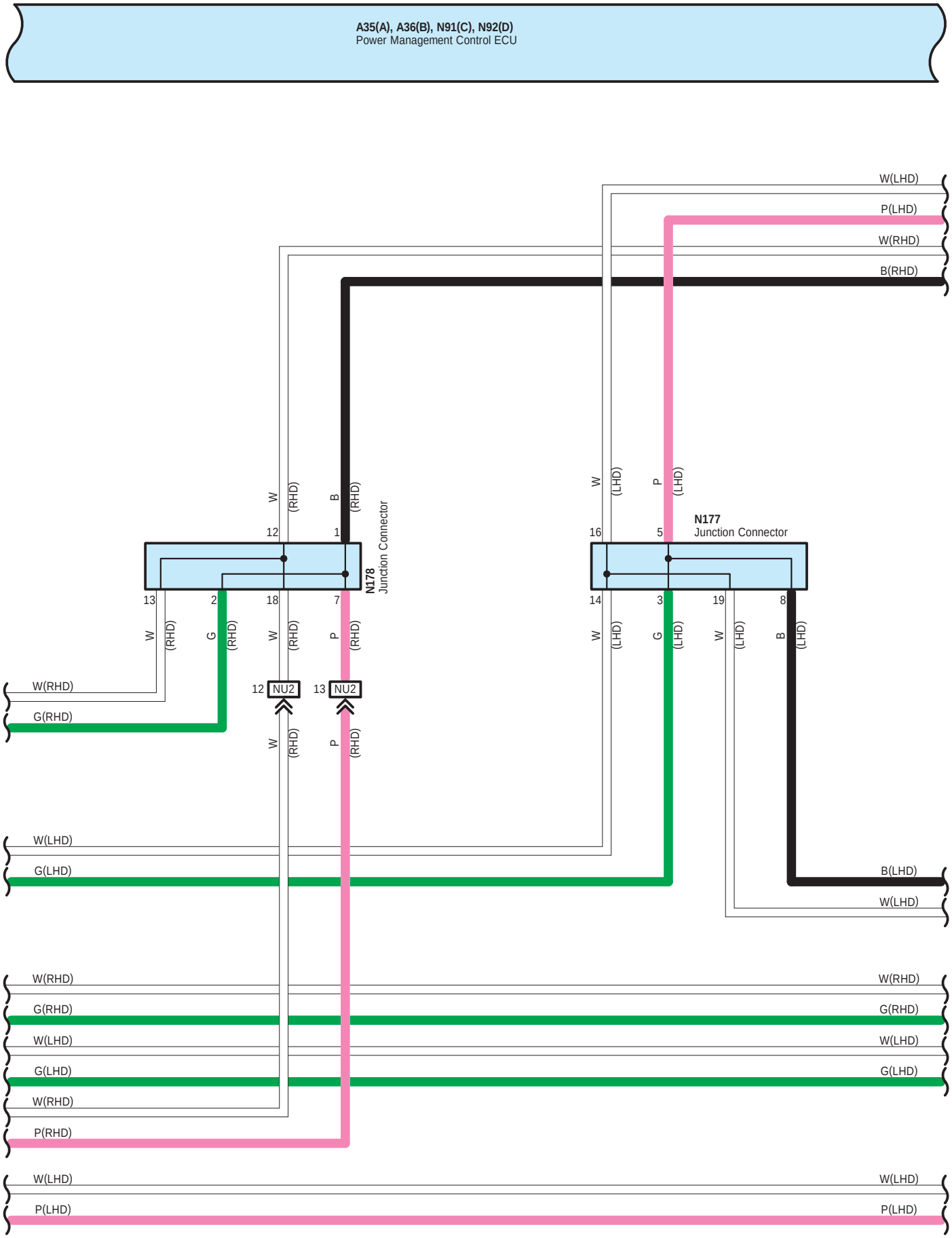
A35(A), A36(B), N91(C), N92(D)
Power Management Control ECU
W(LHD)
P(LHD)
W(RHD)
B(RHD)
N178
Junction Connector
N177
Junction Connector
12
1
13
2
18
7
16
5
14
3
19
8
NU2
W(RHD)
G(RHD)
W(LHD)
G(LHD)
B(LHD)
P(RHD)

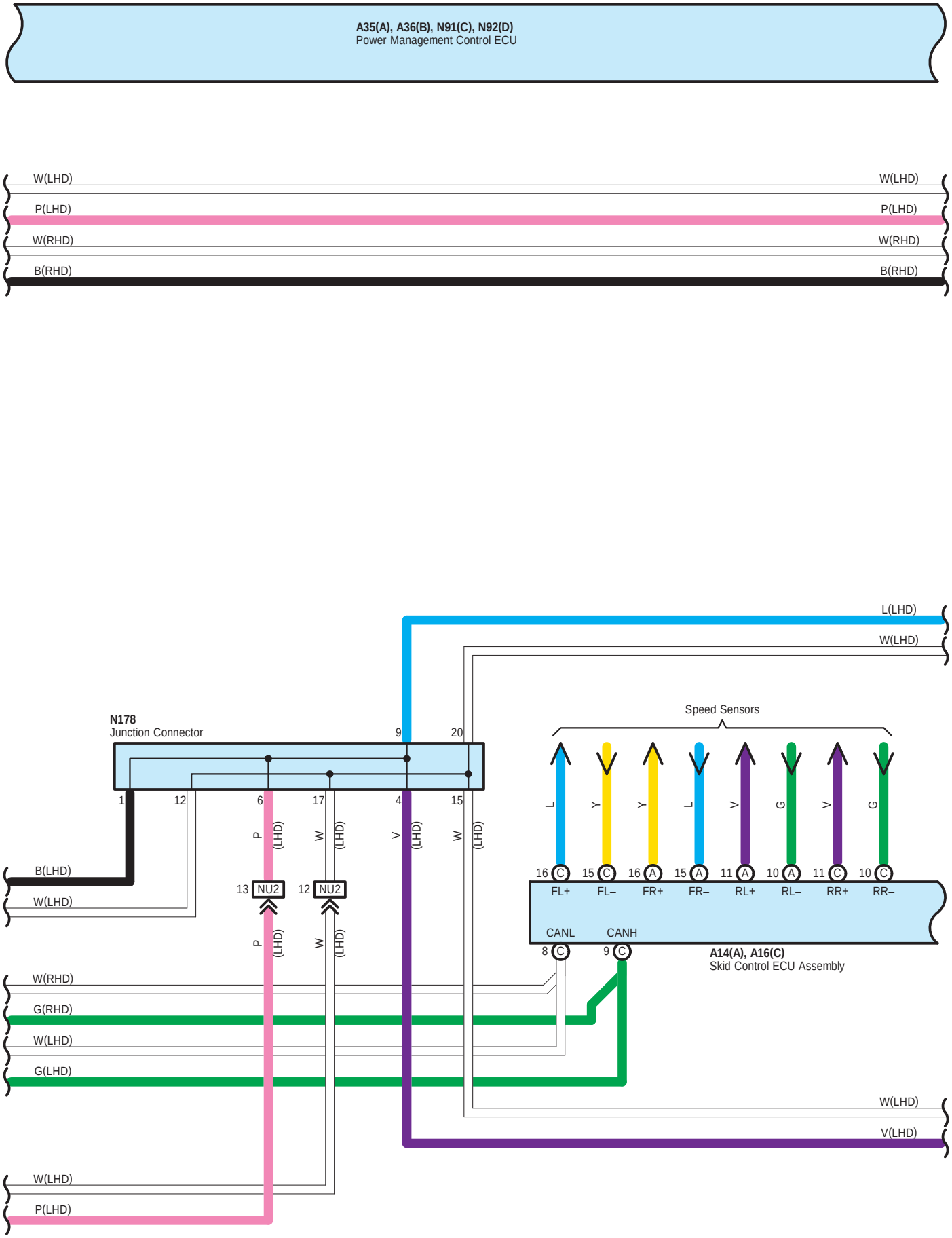
A35(A), A36(B), N91(C), N92(D)
Power Management Control ECU
W(LHD)
P(LHD)
W(RHD)
B(RHD)
L(LHD)
N178
Junction Connector
Speed Sensors
NU2
FL+
FL–
FR+
FR–
RL+
RL–
RR+
RR–
CANL
CANH
A14(A), A16(C)
Skid Control ECU Assembly
G(RHD)
G(LHD)
V(LHD)

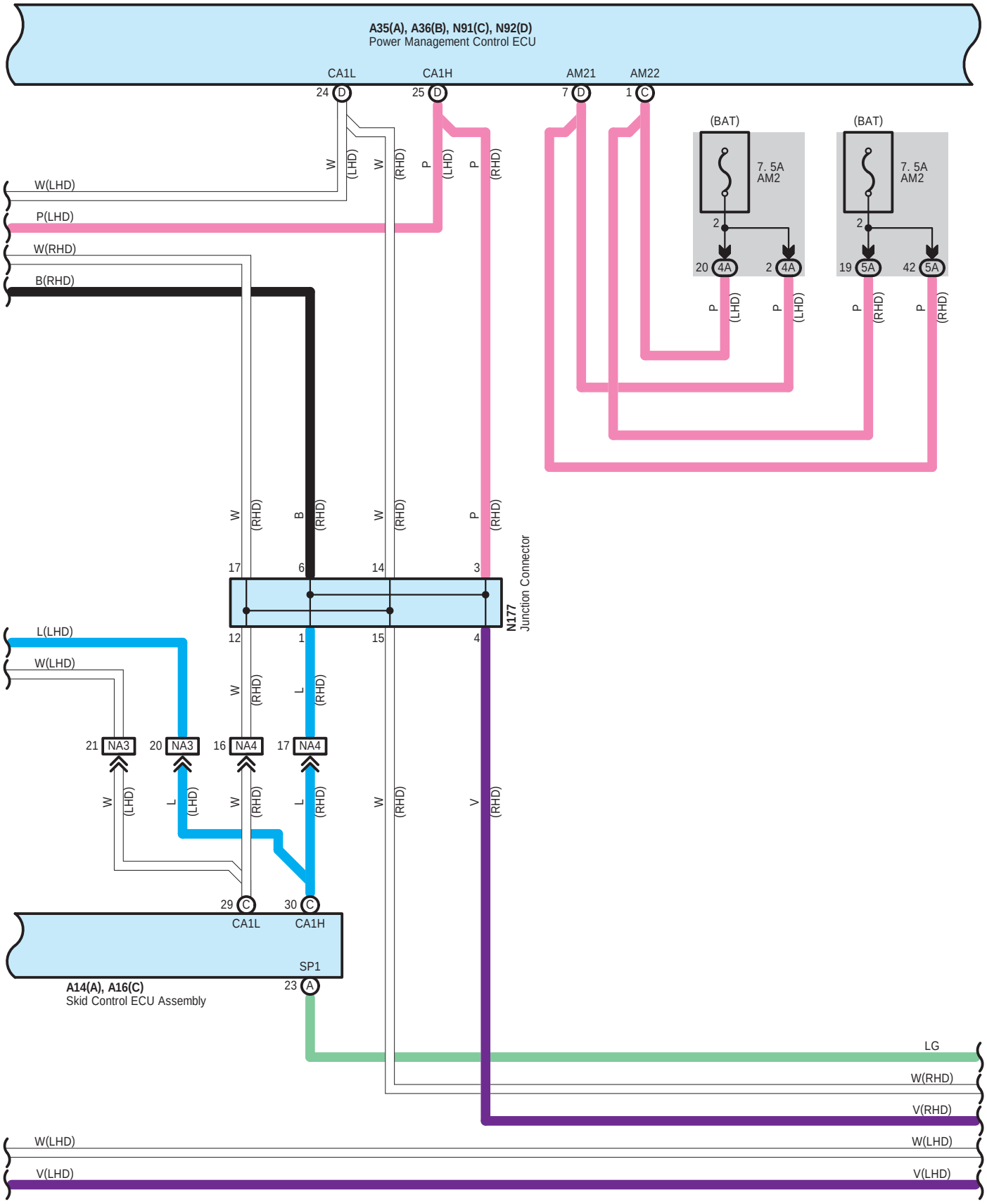
A35(A), A36(B), N91(C), N92(D)
Power Management Control ECU
CA1L
CA1H
AM21
AM22
24 D
25 D
7 D
1 C
(BAT)
7. 5A
AM2
2
20 4A
2 4A
19 5A
42 5A
W(LHD)
P(LHD)
W(RHD)
B(RHD)
W (LHD)
W (RHD)
P (LHD)
P (RHD)
B (RHD)
17
6
14
3
12
1
15
4
N177
Junction Connector
L(LHD)
L (RHD)
21 NA3
20 NA3
16 NA4
17 NA4
L (LHD)
V (RHD)
29 C
30 C
CA1L
CA1H
SP1
23 A
A14(A), A16(C)
Skid Control ECU Assembly
LG
V(RHD)
V(LHD)

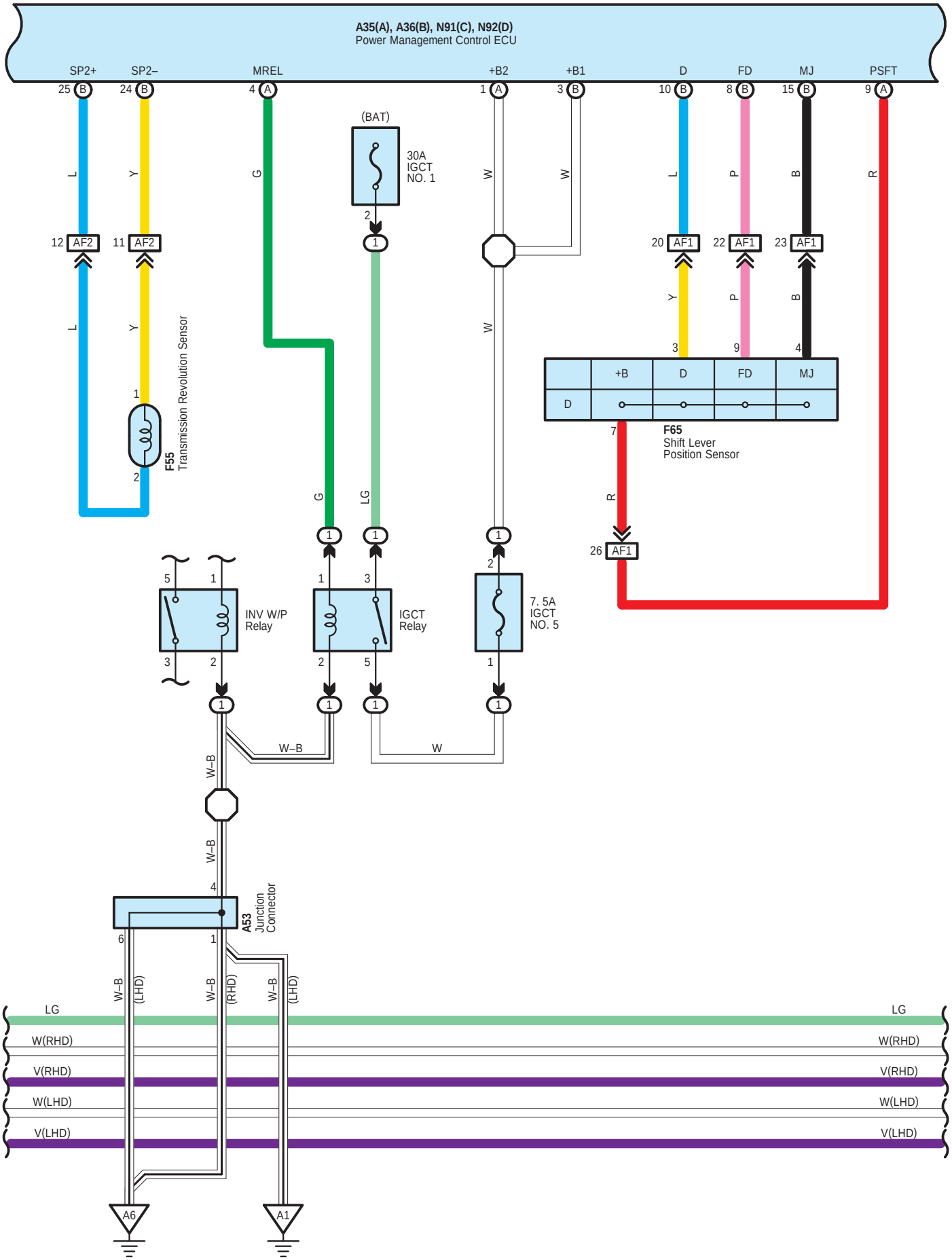
A35(A), A36(B), N91(C), N92(D)
Power Management Control ECU
SP2+
SP2–
MREL
+B2
+B1
D
FD
MJ
PSFT
(BAT)
30A
IGCT
NO. 1
AF2
AF1
F55
Transmission Revolution Sensor
F65
Shift Lever
Position Sensor
+B
D
FD
MJ
INV W/P
Relay
IGCT
Relay
7. 5A
IGCT
NO. 5
A53
Junction
Connector
W–B
W
LG
W(RHD)
V(RHD)
W(LHD)
V(LHD)
(LHD)
(RHD)
A6
A1

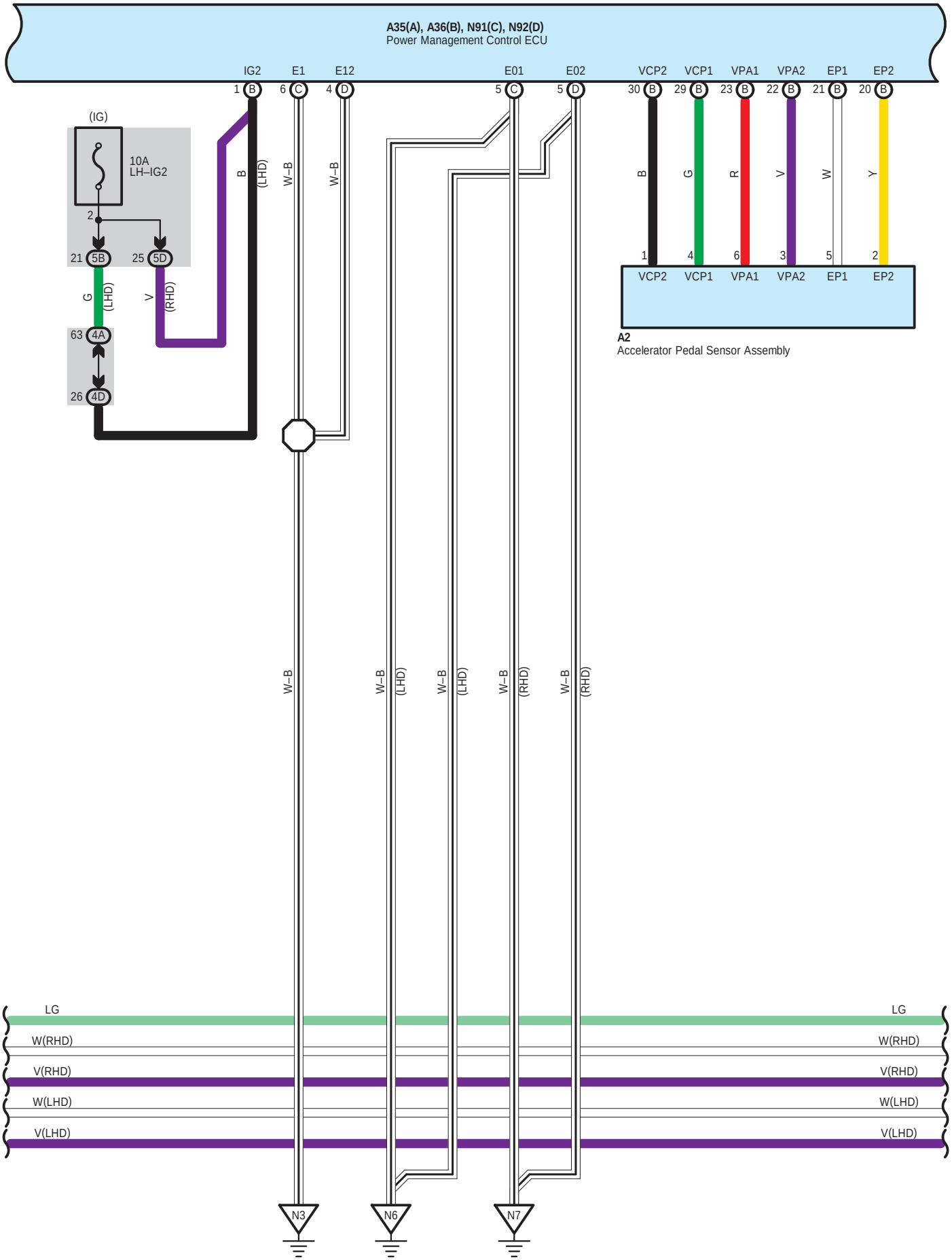
A35(A), A36(B), N91(C), N92(D)
Power Management Control ECU
IG2
E1
E12
E01
E02
VCP2
VCP1
VPA1
VPA2
EP1
EP2
(IG)
10A
LH–IG2
21 5B
25 5D
63 4A
26 4D
B (LHD)
W–B
G (LHD)
V (RHD)
A2
Accelerator Pedal Sensor Assembly
LG
W(RHD)
V(RHD)
W(LHD)
V(LHD)
N3
N6
N7

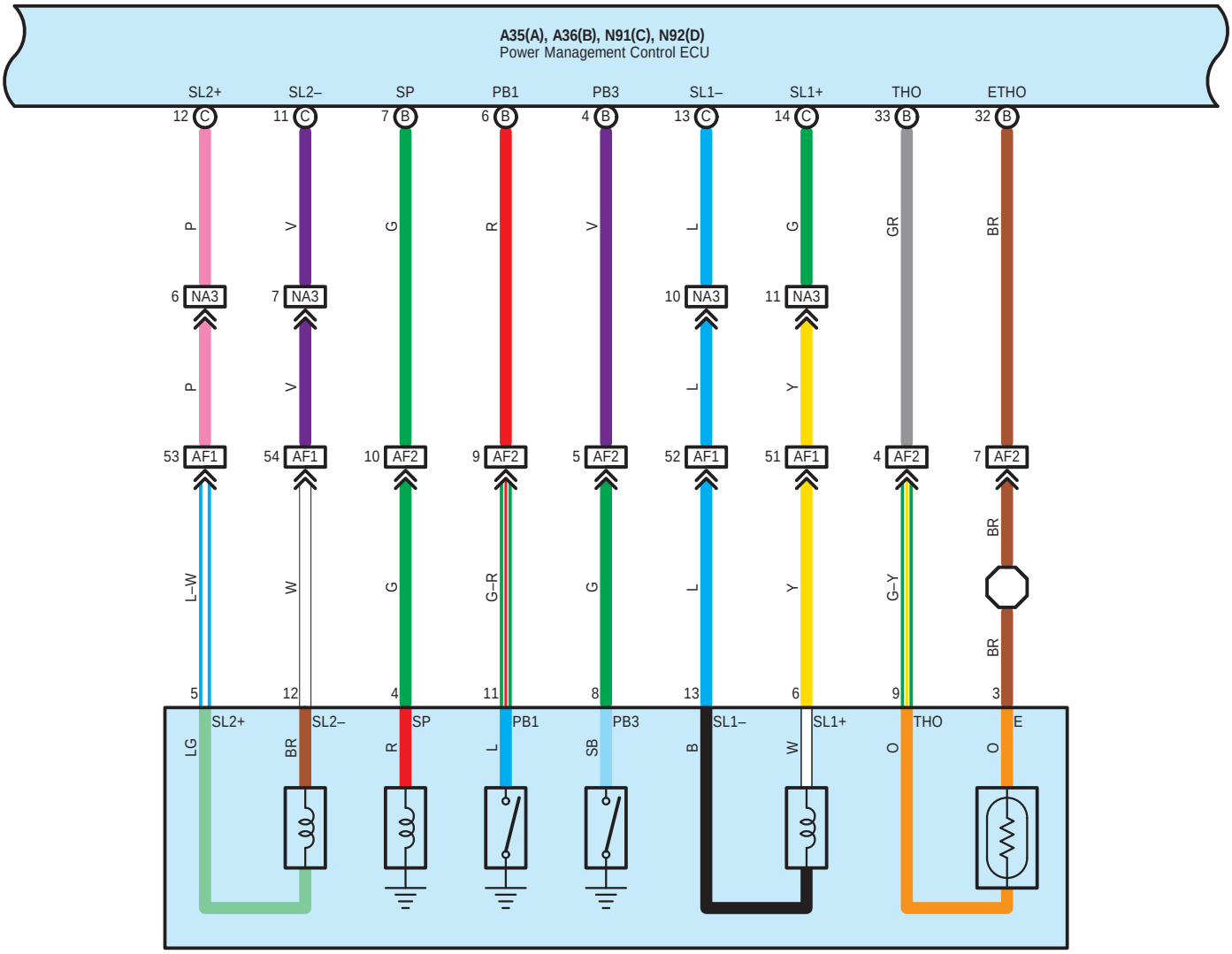

F52
Hybrid Vehicle Transmission (Transmission Wire)

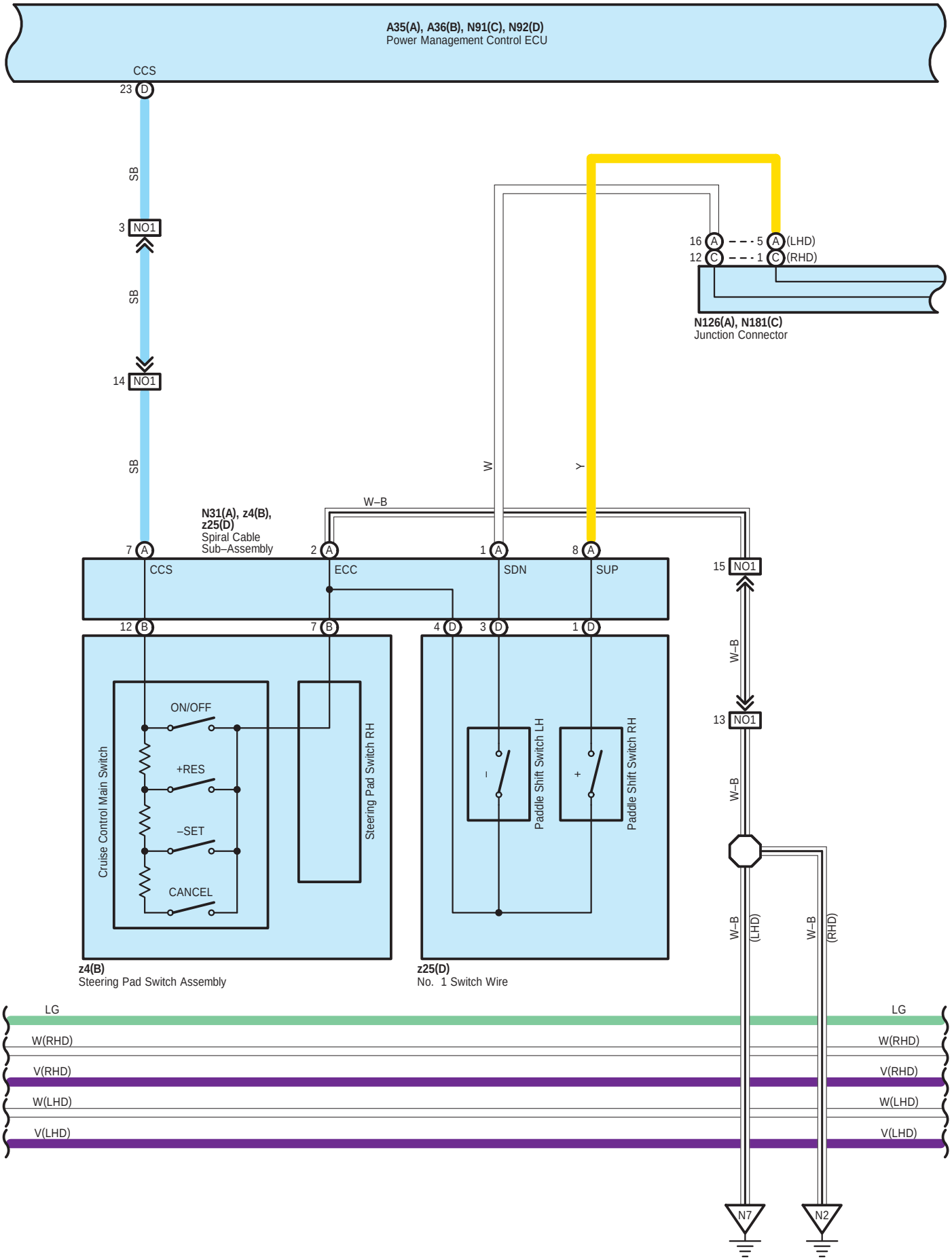
A35(A), A36(B), N91(C), N92(D)
Power Management Control ECU
CCS
23 D
SB
3 NO1
SB
14 NO1
SB
16 A
12 C
5 A (LHD)
1 C (RHD)
N126(A), N181(C)
Junction Connector
W
Y
W–B
N31(A), z4(B), z25(D)
Spiral Cable Sub–Assembly
7 A
2 A
1 A
8 A
15 NO1
CCS
ECC
SDN
SUP
12 B
7 B
4 D
3 D
1 D
W–B
13 NO1
W–B
ON/OFF
+RES
–SET
CANCEL
Cruise Control Main Switch
Steering Pad Switch RH
Paddle Shift Switch LH
Paddle Shift Switch RH
W–B (LHD)
W–B (RHD)
z4(B)
Steering Pad Switch Assembly
z25(D)
No. 1 Switch Wire
LG
W(RHD)
V(RHD)
W(LHD)
V(LHD)
N7
N2

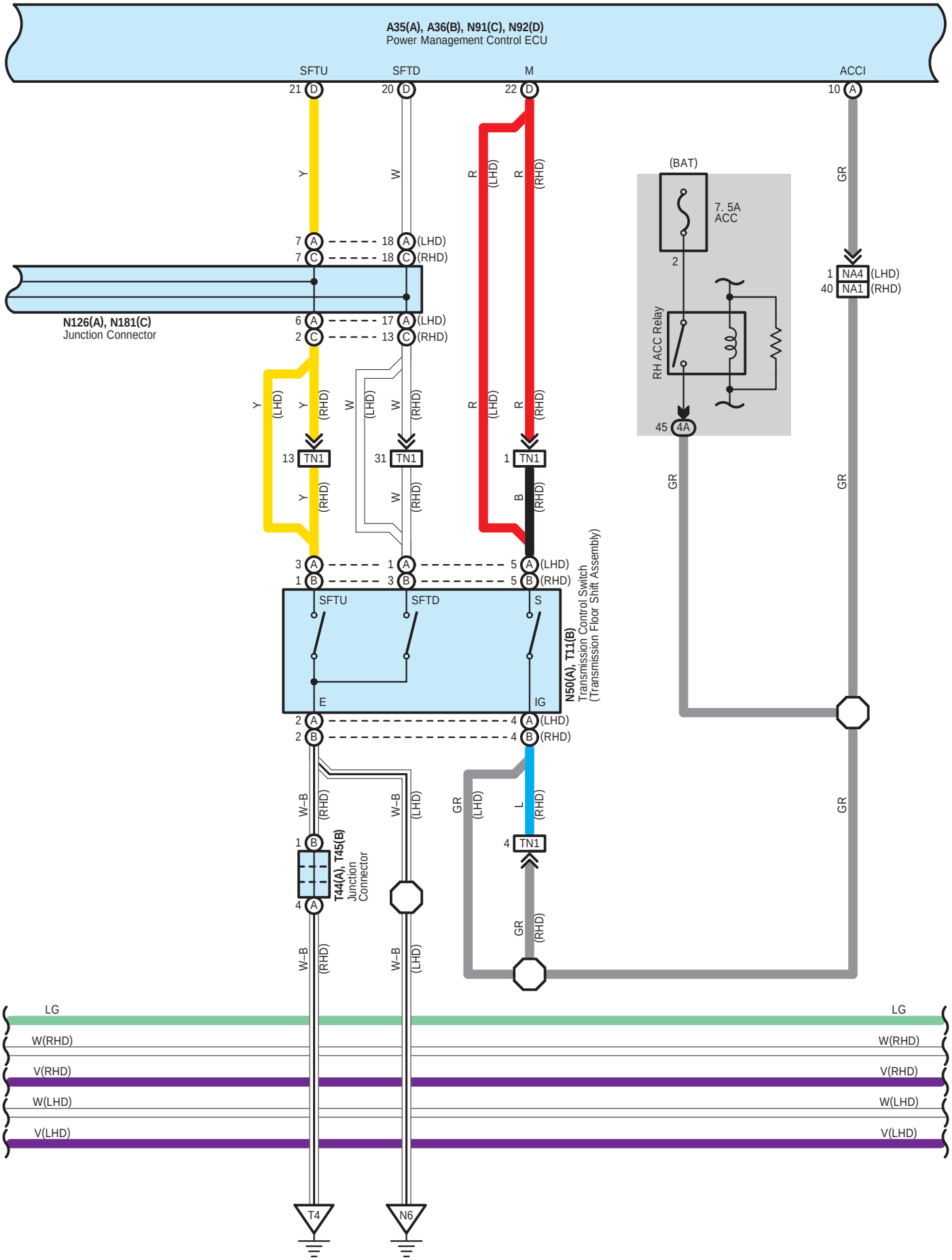
A35(A), A36(B), N91(C), N92(D)
Power Management Control ECU
SFTU
SFTD
M
ACCI
N126(A), N181(C)
Junction Connector
(BAT)
7. 5A
ACC
RH ACC Relay
N50(A), T11(B)
Transmission Control Switch
(Transmission Floor Shift Assembly)
T44(A), T45(B)
Junction
Connector
LG
W(RHD)
V(RHD)
W(LHD)
V(LHD)
T4
N6

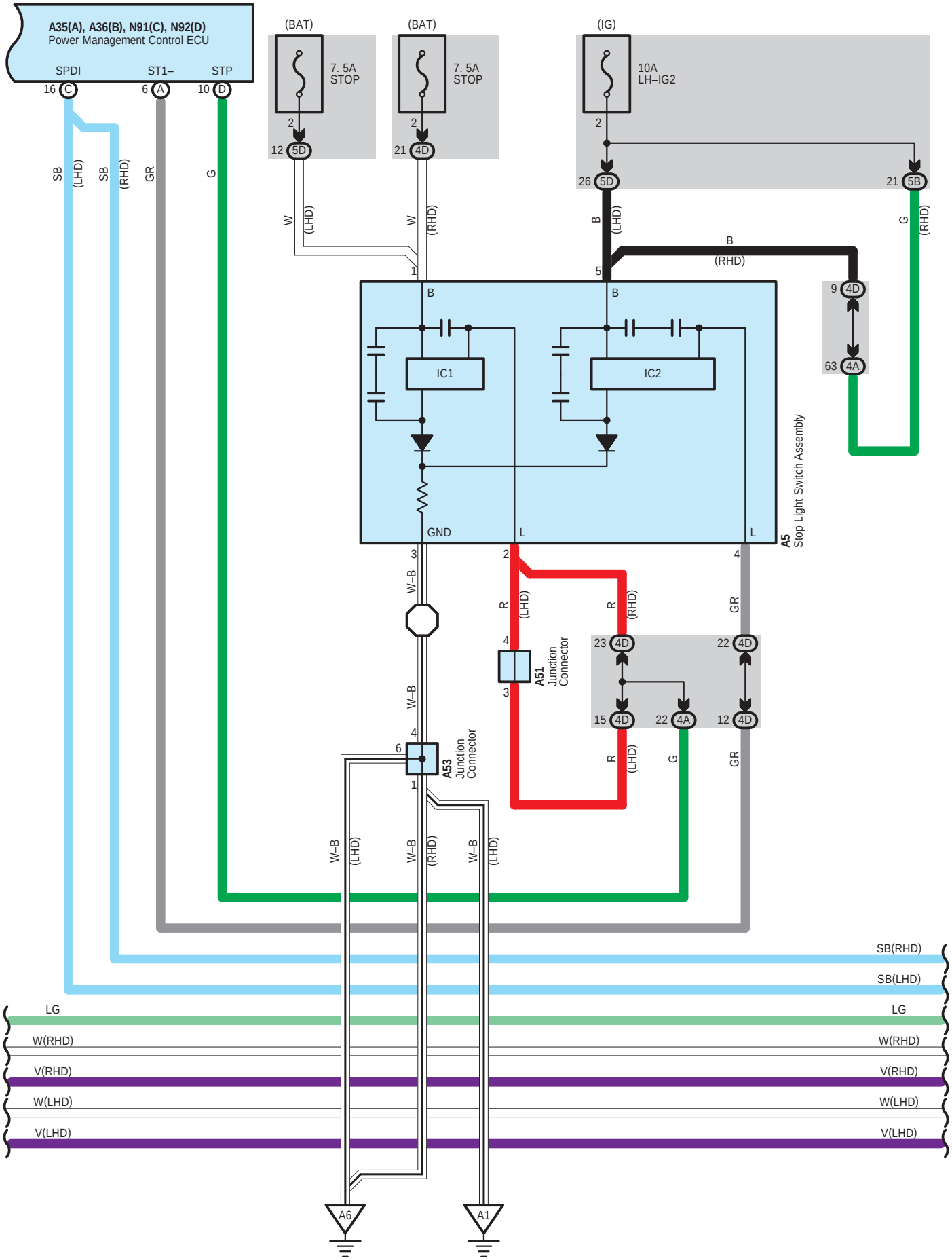
A35(A), A36(B), N91(C), N92(D)
Power Management Control ECU
SPDI
ST1–
STP
16 C
6 A
10 D
(BAT)
7. 5A
STOP
12 5D
21 4D
(IG)
10A
LH–IG2
26 5D
21 5B
9 4D
63 4A
IC1
IC2
GND
L
A5
Stop Light Switch Assembly
A51
Junction
Connector
A53
Junction
Connector
23 4D
22 4D
15 4D
22 4A
12 4D
SB (LHD)
SB (RHD)
GR
G
W (LHD)
W (RHD)
B (LHD)
B (RHD)
G (RHD)
R (LHD)
R (RHD)
W–B
SB(RHD)
SB(LHD)
LG
W(RHD)
V(RHD)
W(LHD)
V(LHD)
A6
A1

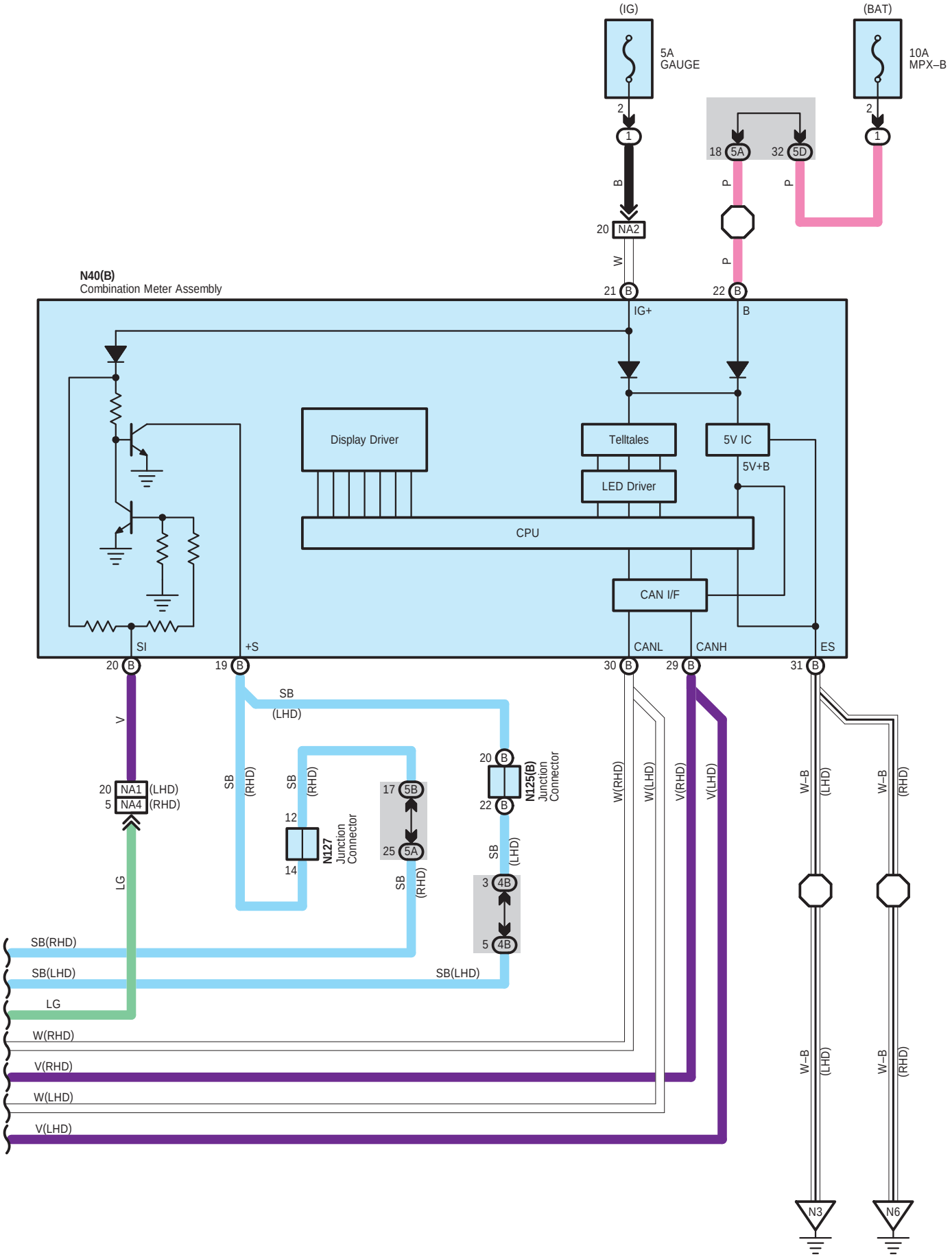
(IG)
5A
GAUGE
(BAT)
10A
MPX–B
N40(B)
Combination Meter Assembly
IG+
B
Display Driver
Telltales
5V IC
5V+B
LED Driver
CPU
CAN I/F
SI
+S
CANL
CANH
ES
NA2
NA1 (LHD)
NA4 (RHD)
N125(B)
Junction
Connector
N127
Junction
Connector
SB(RHD)
SB(LHD)
LG
W(RHD)
V(RHD)
W(LHD)
V(LHD)
W–B (LHD)
W–B (RHD)
N3
N6

A 2
Black



A 5
White

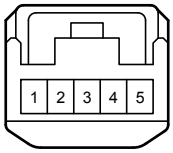

A 14
Black

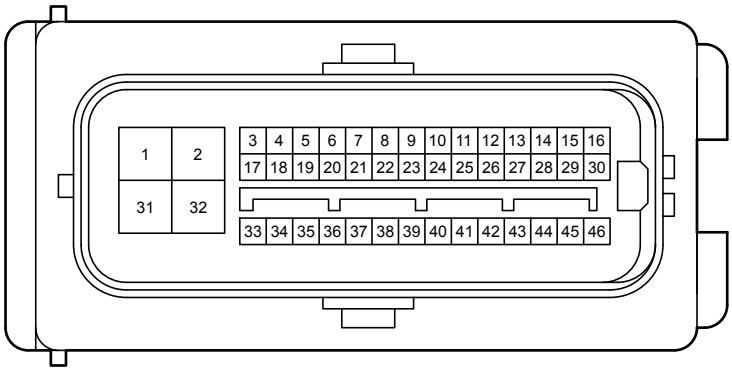

A 16
Gray

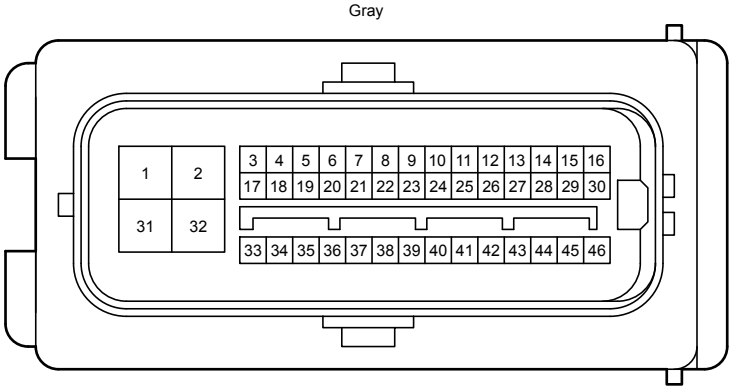

A 20
Black

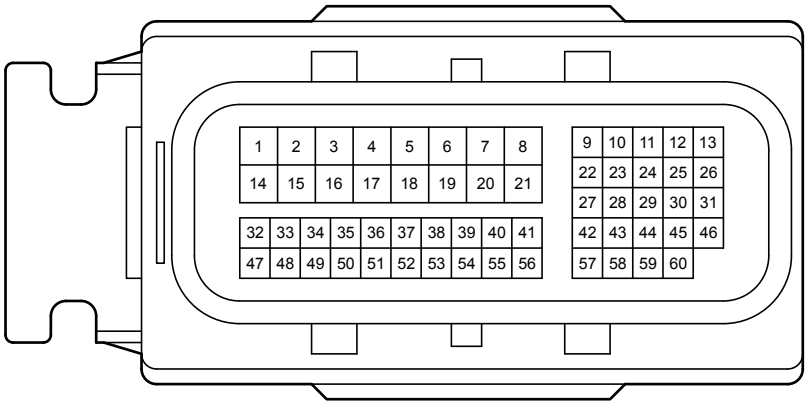

A 35
Gray

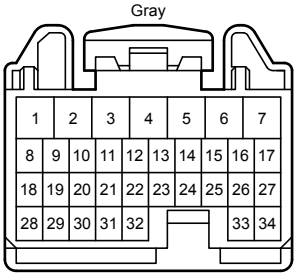

A 36
Gray

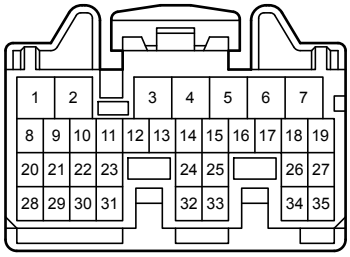

A 51
Blue

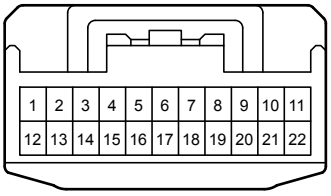

A 53
White

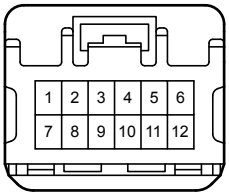

A 57
Blue

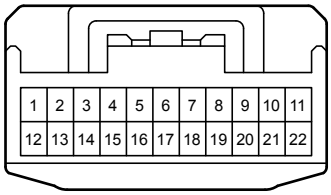

A 69
Gray



F 5
Black

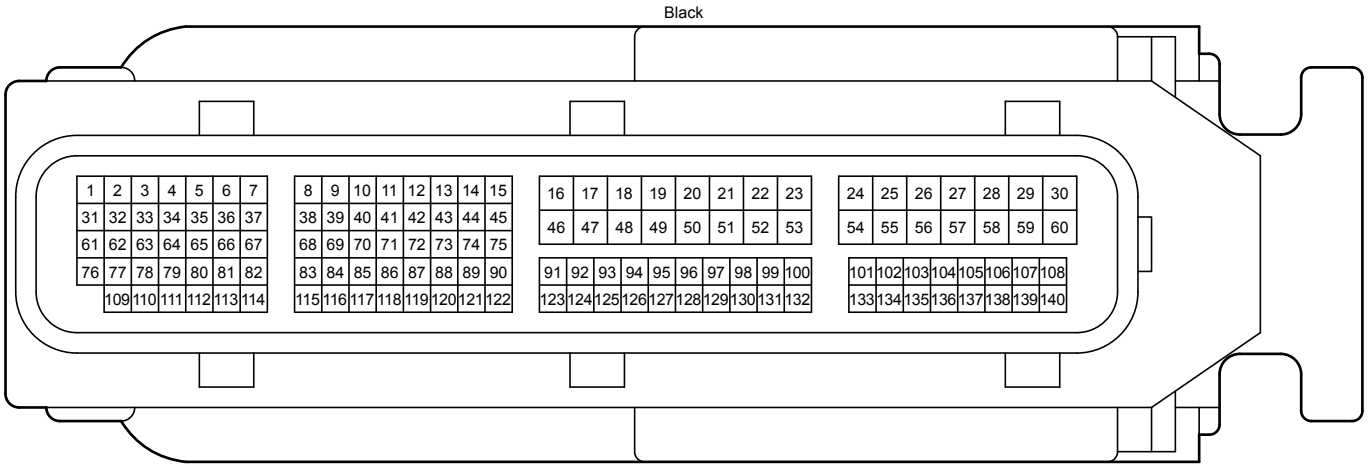

F 24
Black

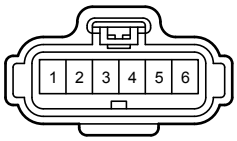

F 52
Gray

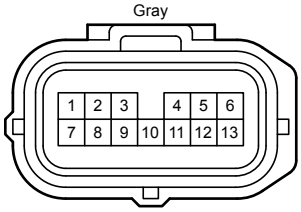

F 55
Black

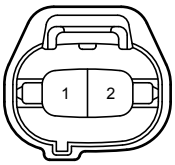

F 65
Gray

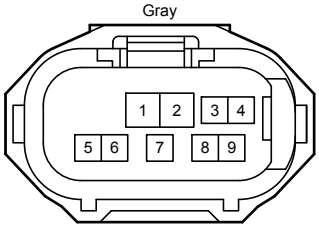

F 66
Gray

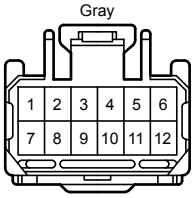

N 20
Black

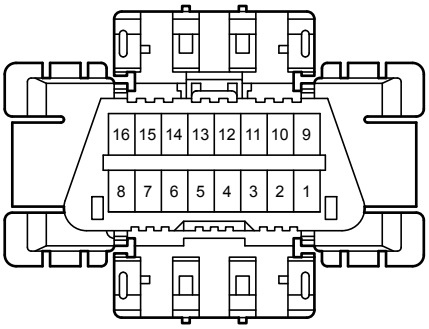

N 31
Black

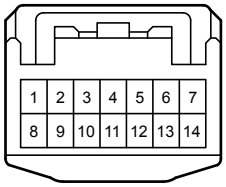

N 40
Black

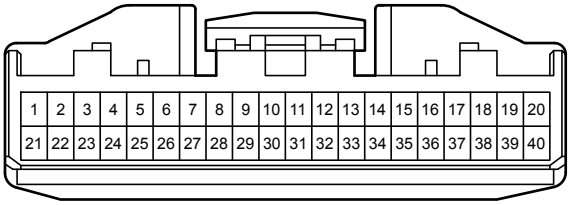

N 50
White

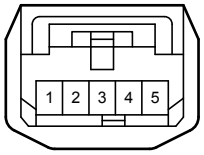

N 91
Gray

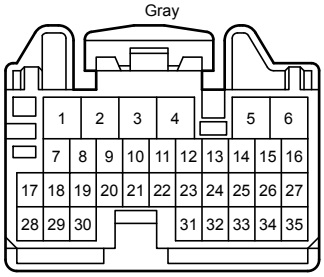

N 92
Gray

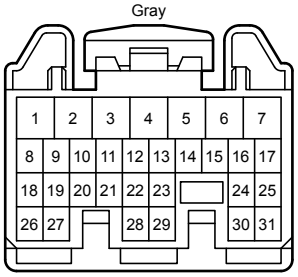

N125
Blue

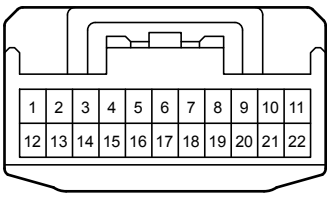

N126
Blue

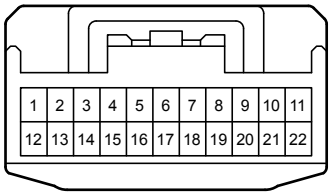

N127
Blue

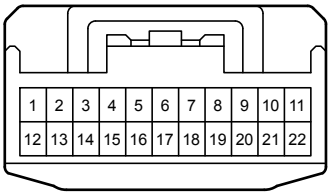

N131
Gray

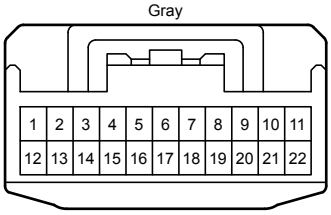

N176
Black

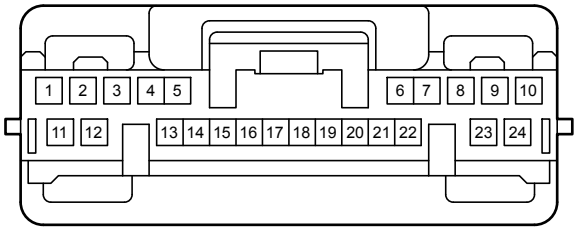

N177
Gray

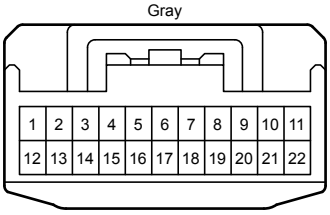

N178
Gray

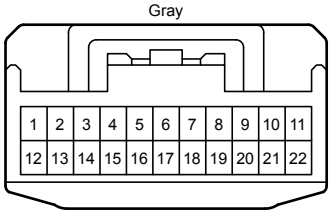

N181
Black

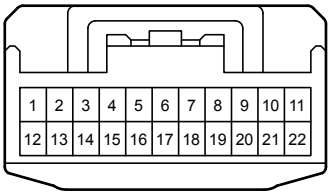

N184
Blue

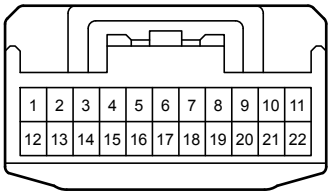

T 11
White

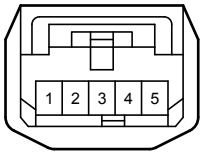

T 44
Blue



T 45
Blue



U 67
Gray

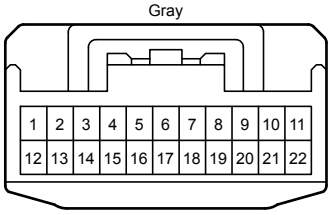

z 4
Black

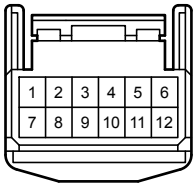

z 25
White

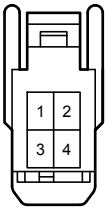

1D
White

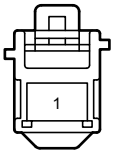

1E
White

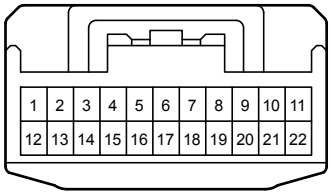

1F
White

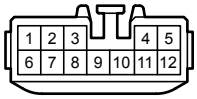

4A
White

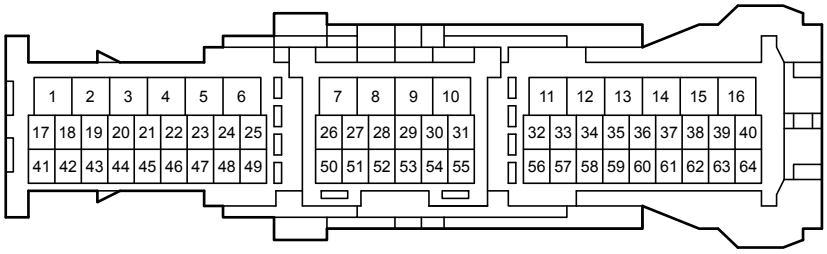

4B
White

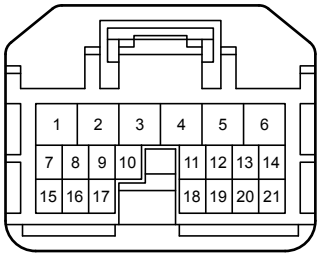

4D
White

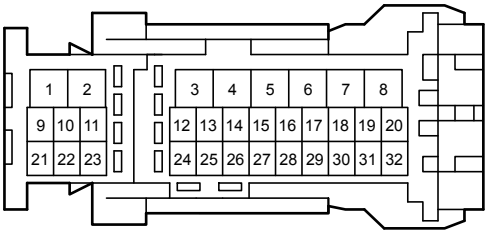

5A
White

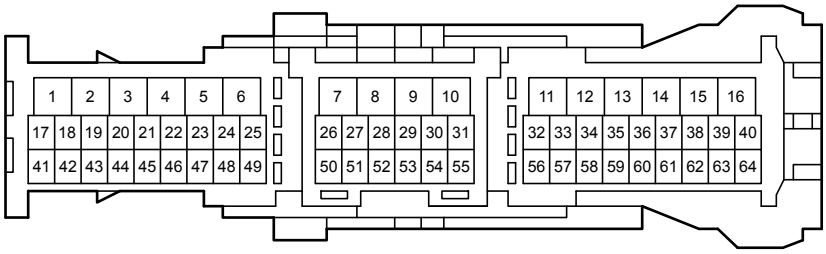

5B
White

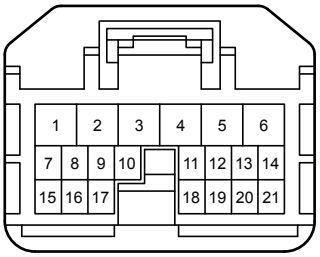

5D
White

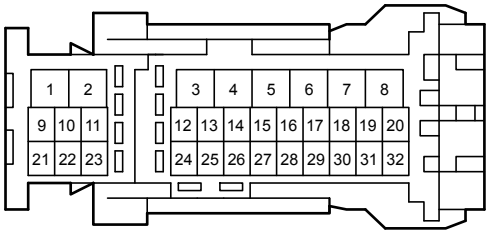

AF1
White

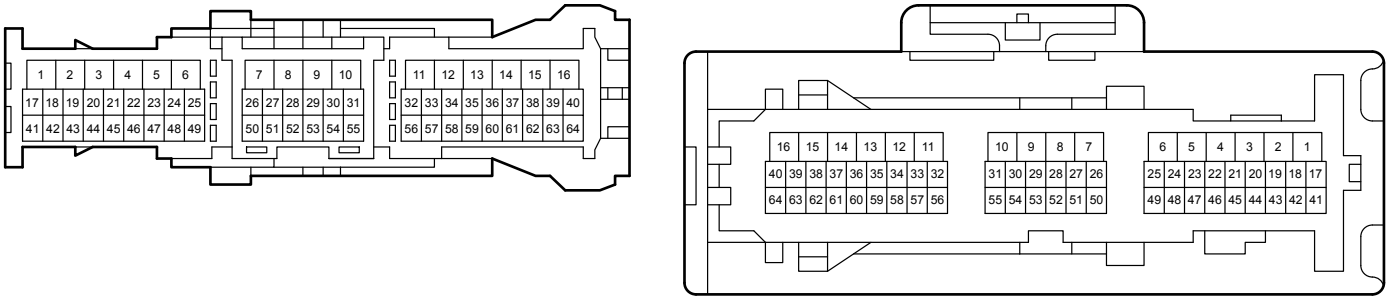

AF2
White

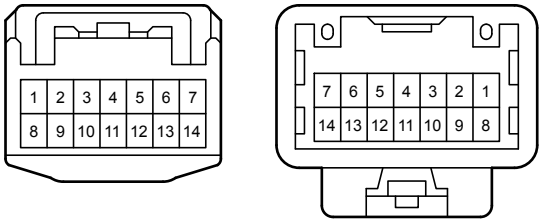

AU1
White

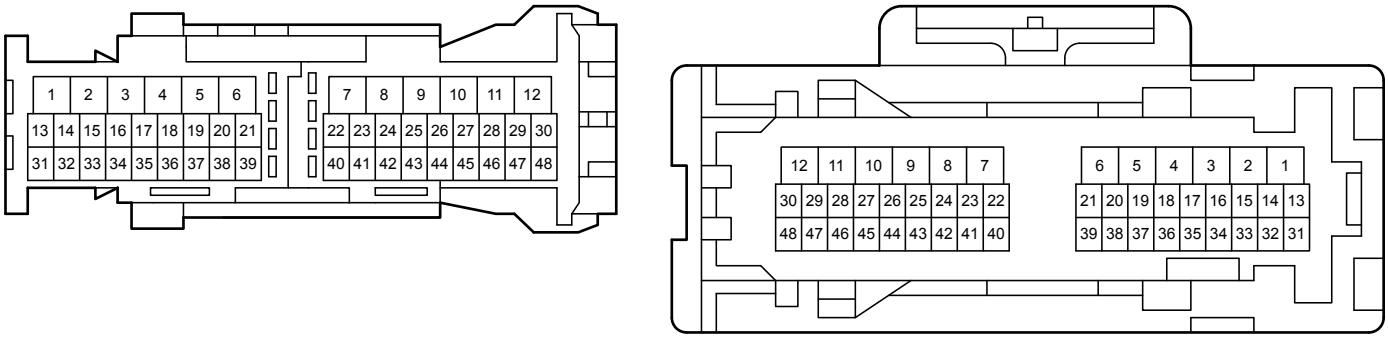

NA1
White

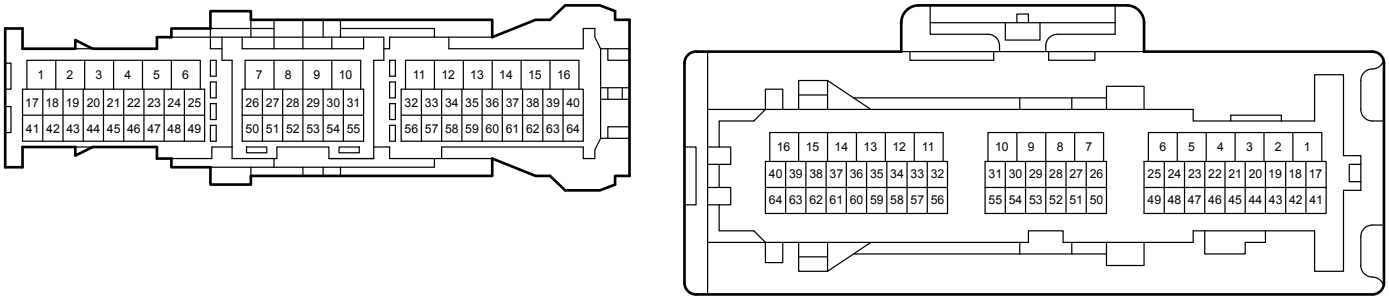

NA2
White

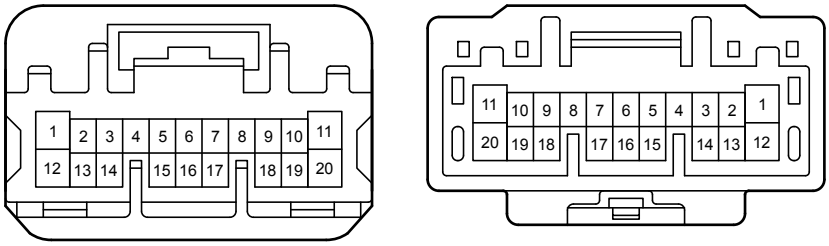

NA3
White

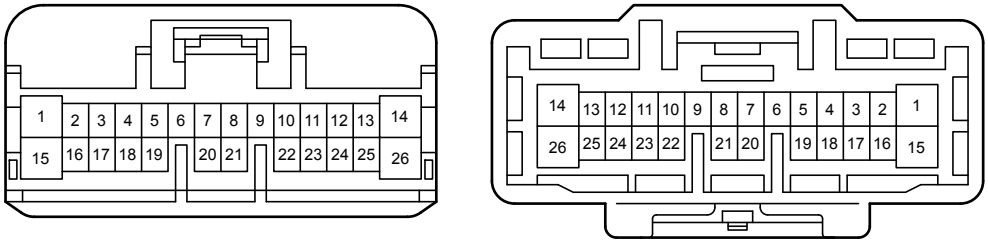

NA4
Gray

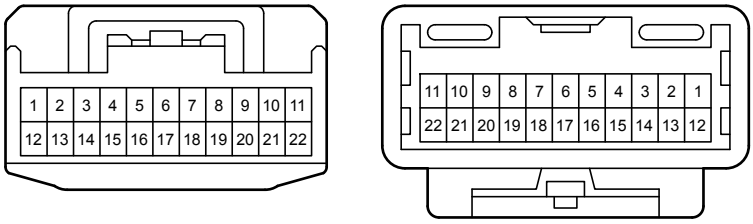

NO1
White

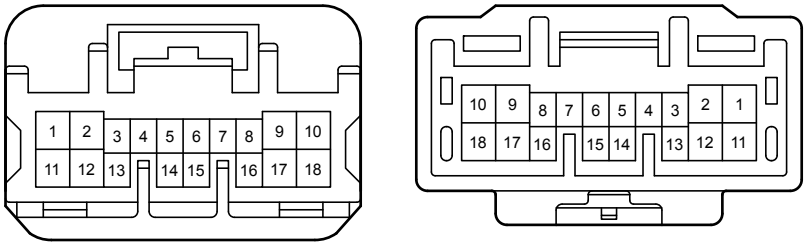

NU2
White

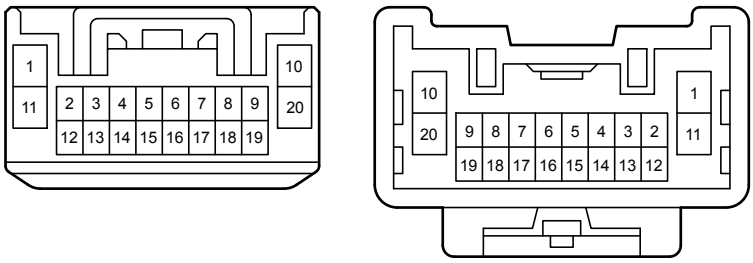

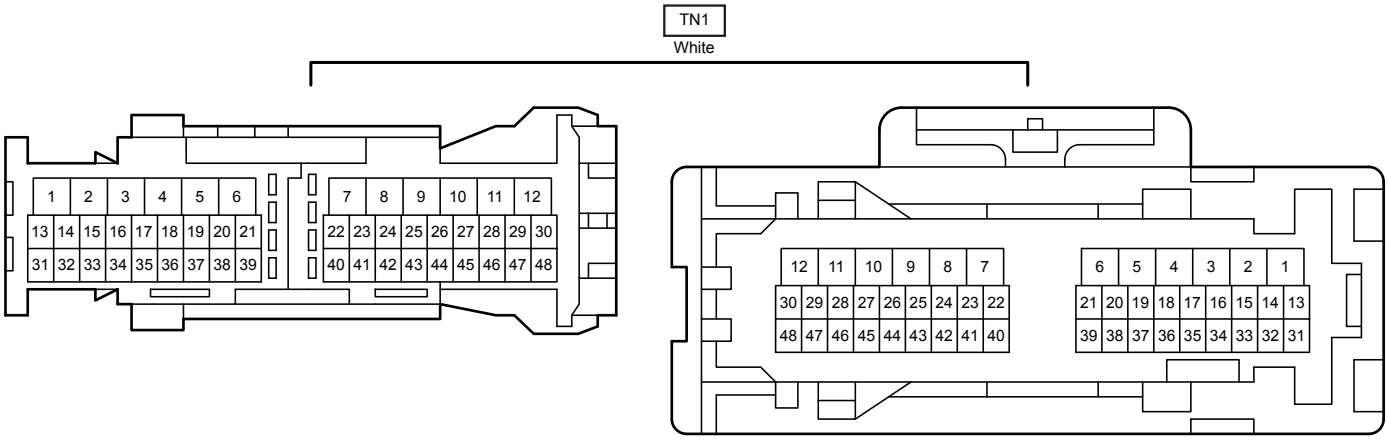
TN1
White
1 2 3 4 5 6 7 8 9 10 11 12
13 14 15 16 17 18 19 20 21 22 23 24 25 26 27 28 29 30
31 32 33 34 35 36 37 38 39 40 41 42 43 44 45 46 47 48
12 11 10 9 8 7 6 5 4 3 2 1
30 29 28 27 26 25 24 23 22 21 20 19 18 17 16 15 14 13
48 47 46 45 44 43 42 41 40 39 38 37 36 35 34 33 32 31