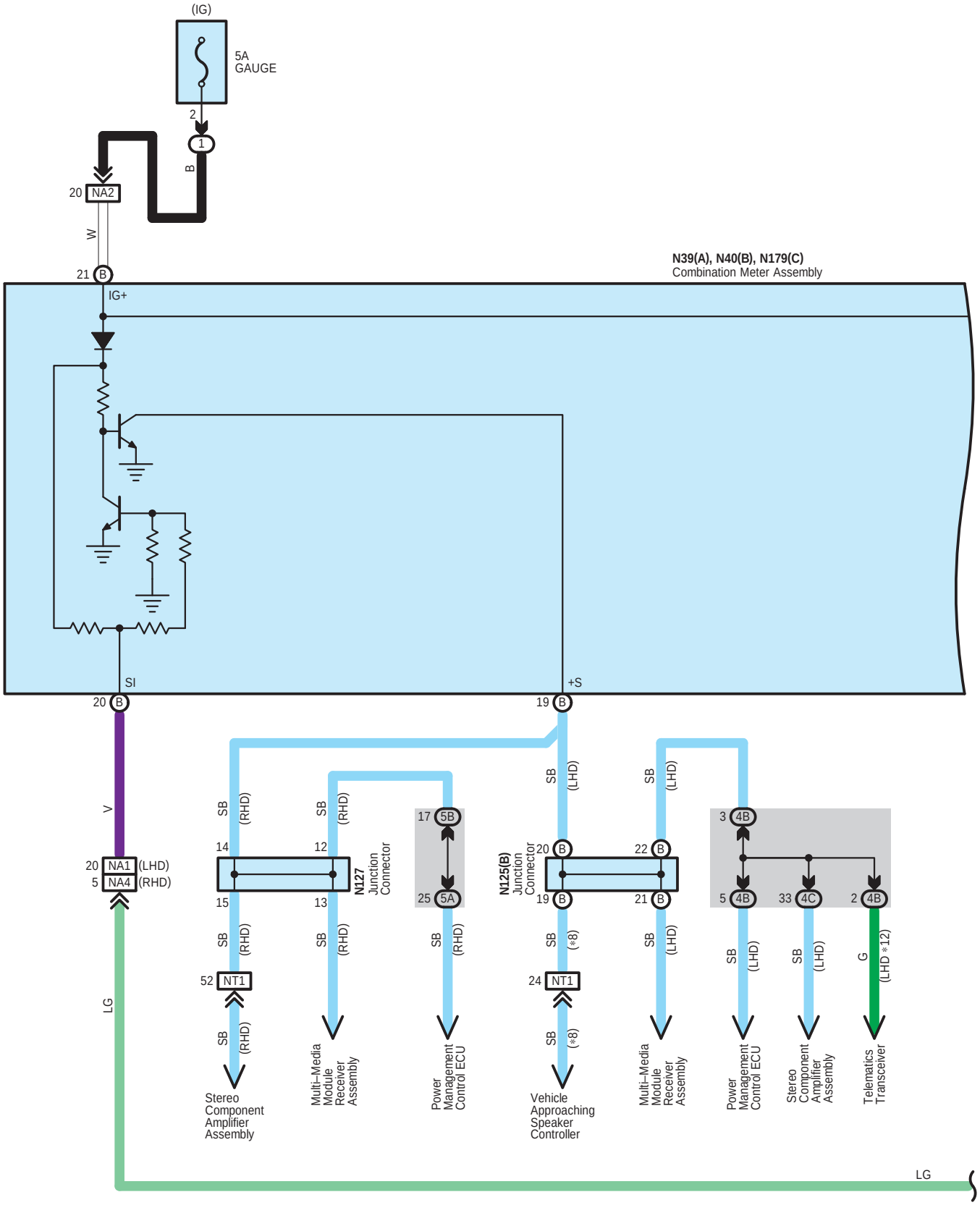
(IG)
5A
GAUGE
2
1
B
20 NA2
W
21 B
N39(A), N40(B), N179(C)
Combination Meter Assembly
IG+
SI
+S
20 B
19 B
V
20 NA1 (LHD)
5 NA4 (RHD)
LG
SB (RHD)
14
15
12
13
N127
Junction
Connector
17 5B
25 5A
SB (LHD)
N125(B)
Junction
Connector
20 B
19 B
22 B
21 B
3 4B
5 4B
33 4C
2 4B
52 NT1
24 NT1
SB (*8)
G (LHD *12)
Stereo
Component
Amplifier
Assembly
Multi-Media
Module
Receiver
Assembly
Power
Management
Control ECU
Vehicle
Approaching
Speaker
Controller
Stereo
Component
Amplifier
Assembly
Telematics
Transceiver
LG

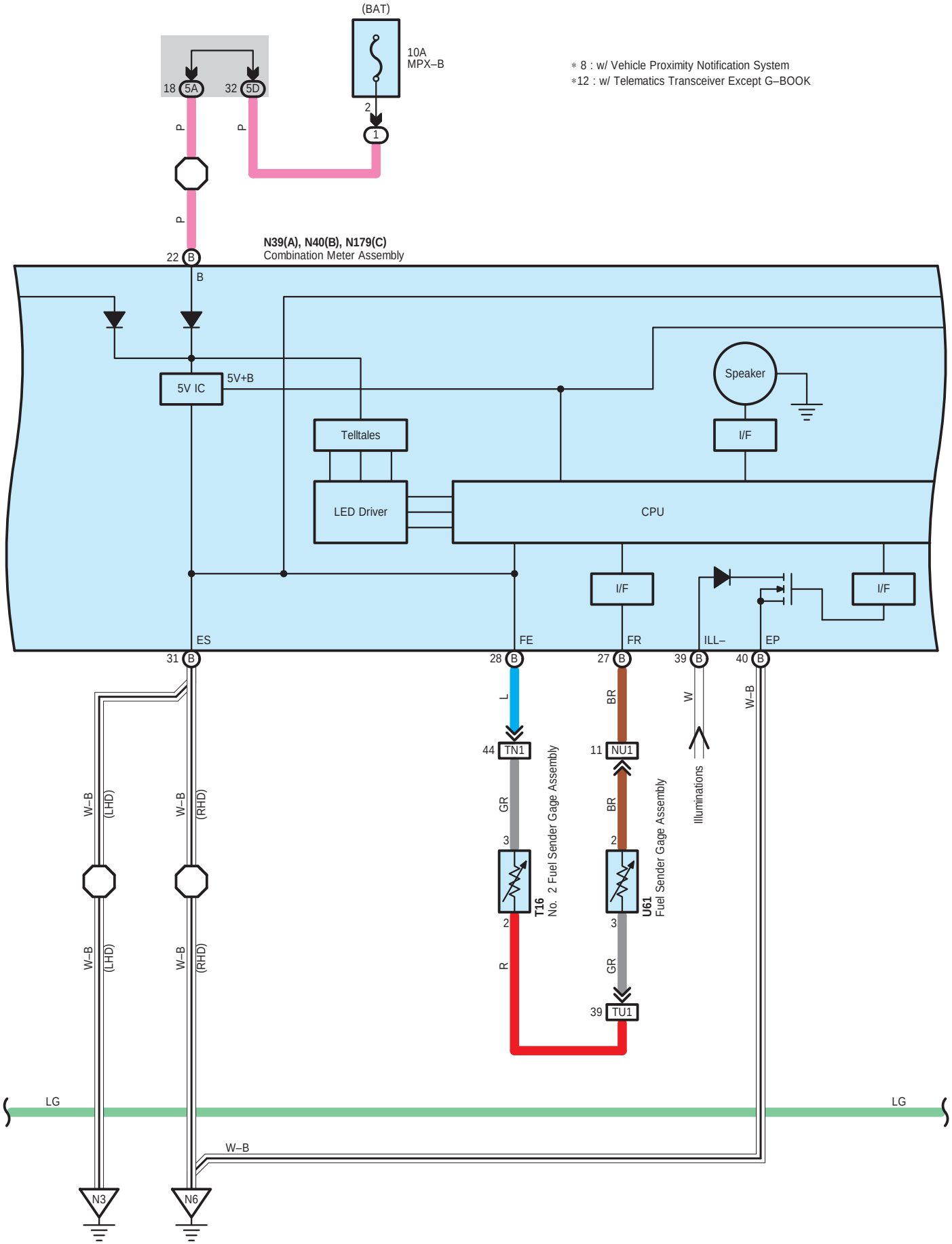

∗ 8 : w/ Vehicle Proximity Notification System
∗12 : w/ Telematics Transceiver Except G–BOOK

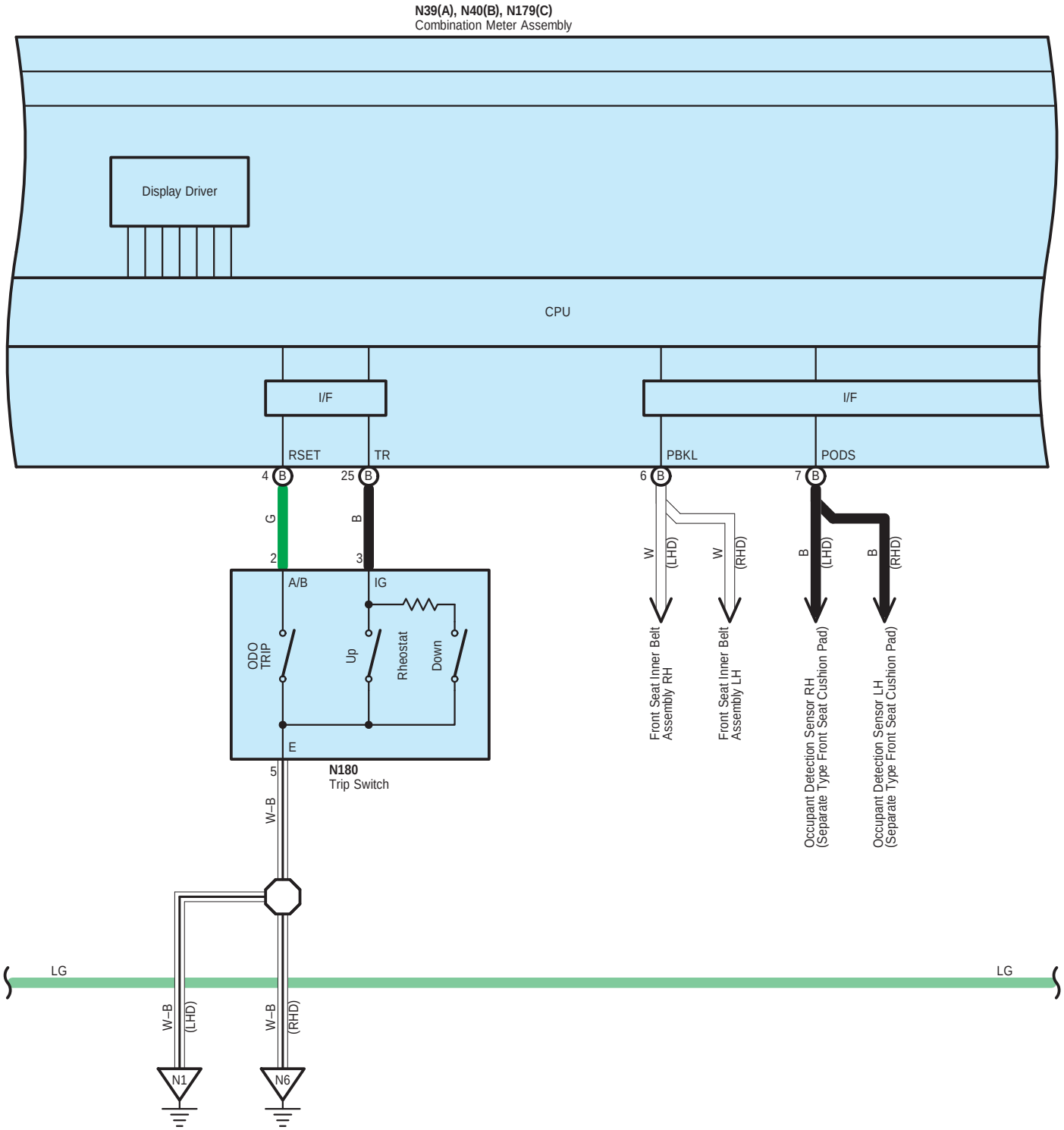
N39(A), N40(B), N179(C)
Combination Meter Assembly
Display Driver
CPU
I/F
I/F
RSET
TR
PBKL
PODS
4
25
6
7
G
B
W
(LHD)
W
(RHD)
B
(LHD)
B
(RHD)
2
3
A/B
IG
ODO TRIP
Up
Rheostat
Down
E
5
N180
Trip Switch
W–B
Front Seat Inner Belt Assembly RH
Front Seat Inner Belt Assembly LH
Occupant Detection Sensor RH (Separate Type Front Seat Cushion Pad)
Occupant Detection Sensor LH (Separate Type Front Seat Cushion Pad)
LG
LG
W–B
(LHD)
W–B
(RHD)
N1
N6

＊8 : w/ Vehicle Proximity Notification System

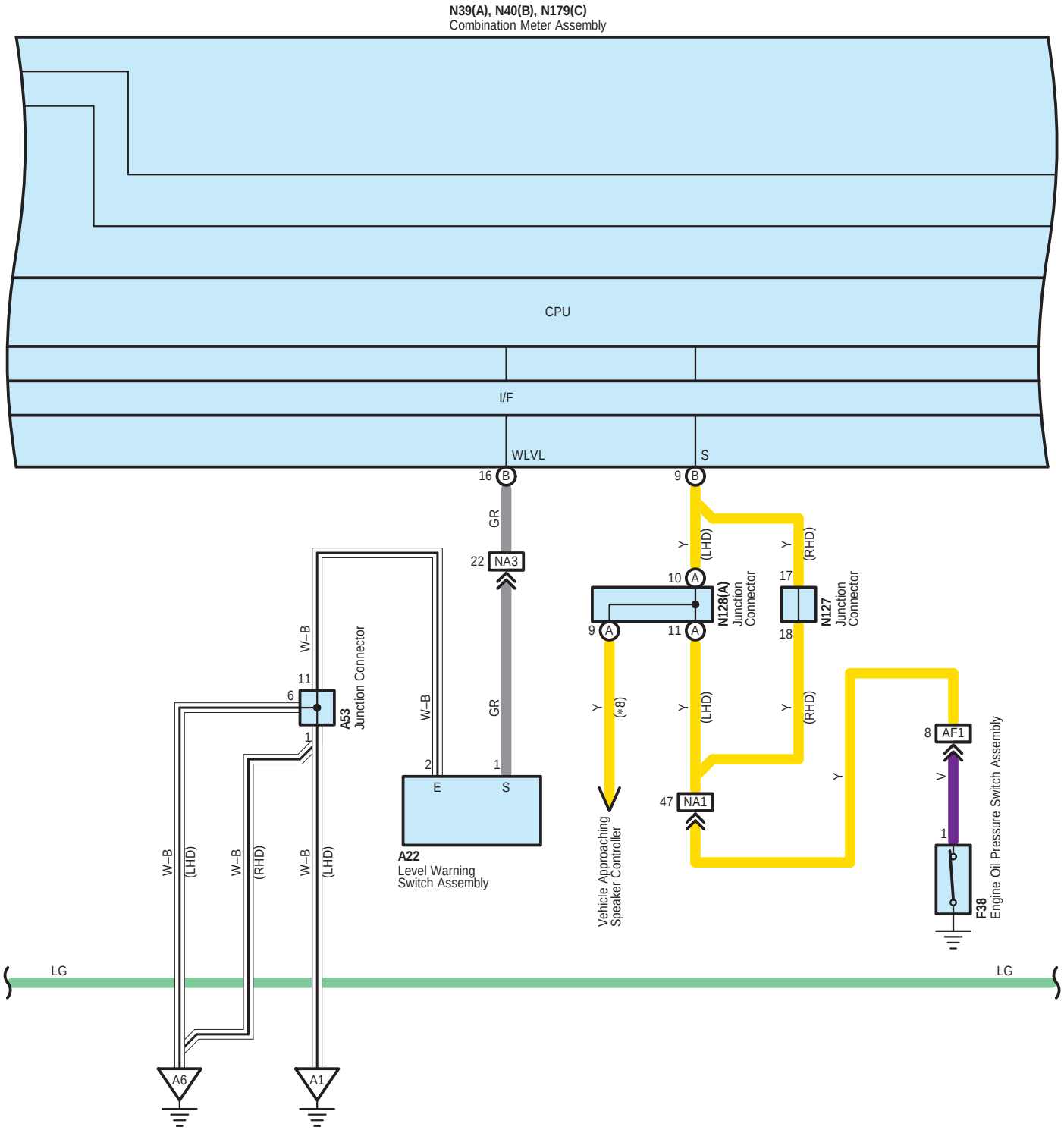

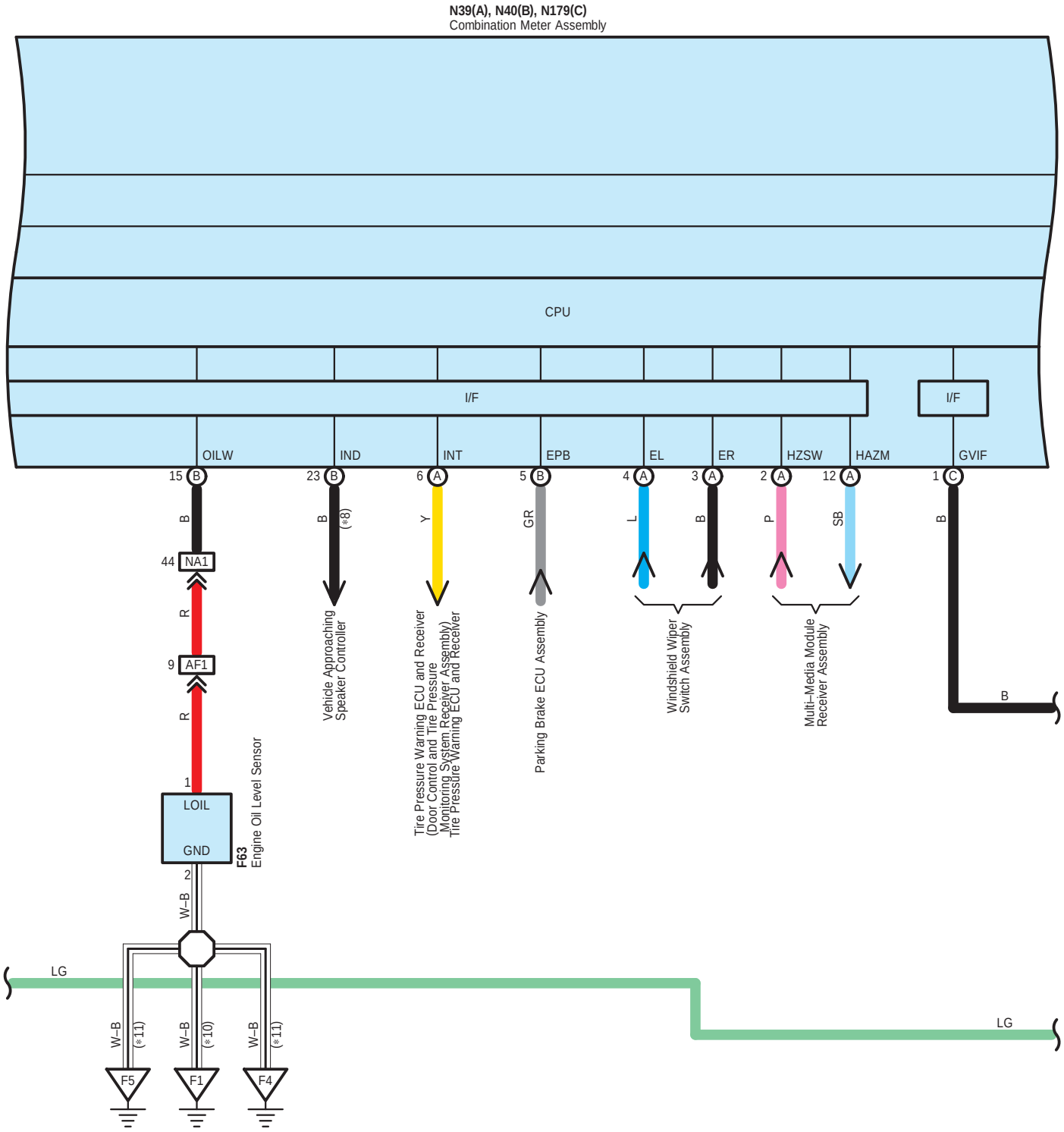
N39(A), N40(B), N179(C)
Combination Meter Assembly
CPU
I/F
I/F
OILW
IND
INT
EPB
EL
ER
HZSW
HAZM
GVIF
15 B
23 B
6 A
5 B
4 A
3 A
2 A
12 A
1 C
B
B (*8)
Y
GR
L
B
P
SB
B
44 NA1
R
9 AF1
R
1
LOIL
GND
F63
Engine Oil Level Sensor
2
W–B
Vehicle Approaching Speaker Controller
Tire Pressure Warning ECU and Receiver (Door Control and Tire Pressure Monitoring System Receiver Assembly) Tire Pressure Warning ECU and Receiver
Parking Brake ECU Assembly
Windshield Wiper Switch Assembly
Multi–Media Module Receiver Assembly
B
LG
LG
W–B (*11)
W–B (*10)
W–B (*11)
F5
F1
F4

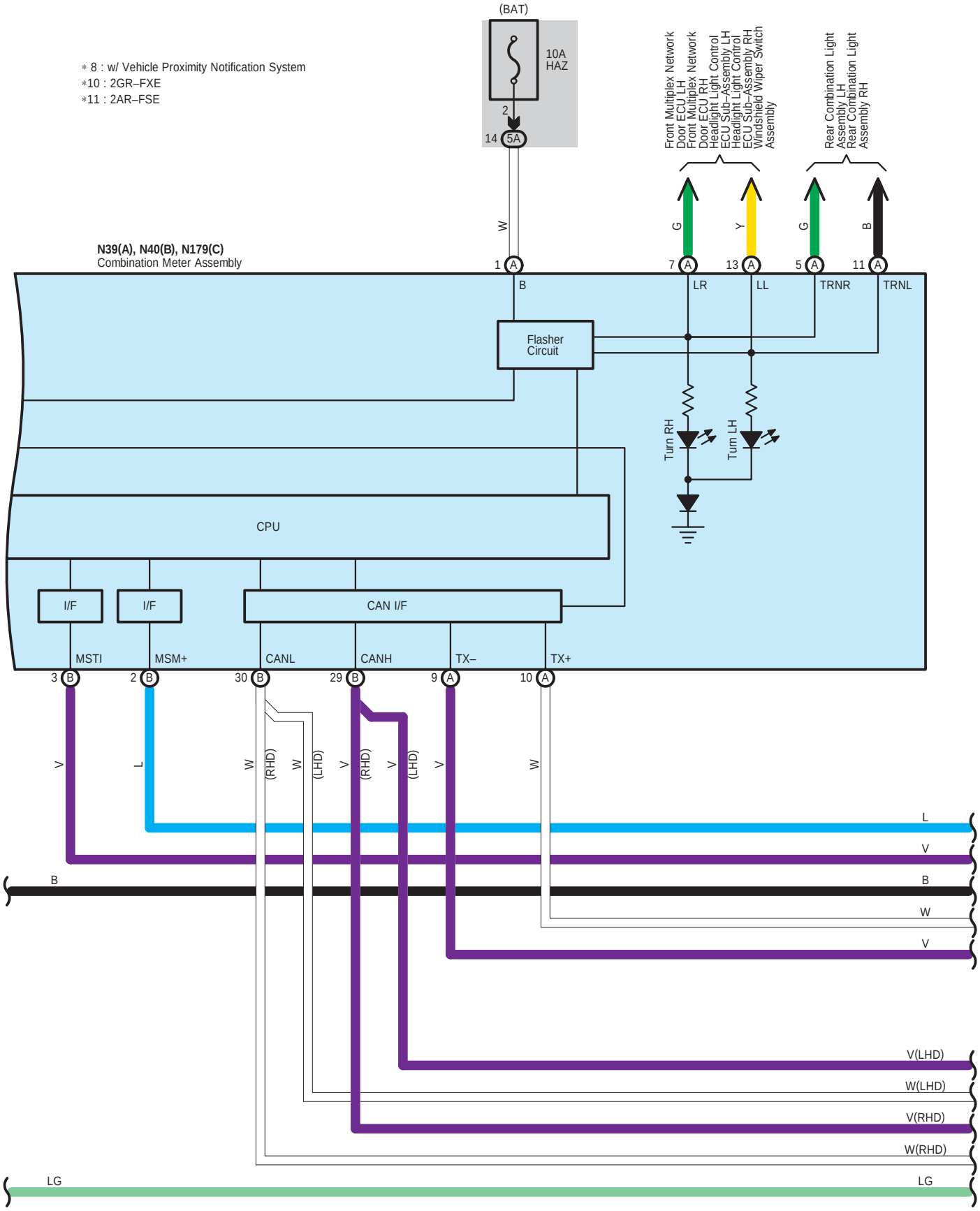
(BAT)
10A
HAZ
2
14 5A
W
∗ 8 : w/ Vehicle Proximity Notification System
∗10 : 2GR–FXE
∗11 : 2AR–FSE
Front Multiplex Network
Door ECU LH
Front Multiplex Network
Door ECU RH
Headlight Light Control
ECU Sub–Assembly LH
Headlight Light Control
ECU Sub–Assembly RH
Windshield Wiper Switch
Assembly
Rear Combination Light
Assembly LH
Rear Combination Light
Assembly RH
G
Y
G
B
N39(A), N40(B), N179(C)
Combination Meter Assembly
1 A
7 A
13 A
5 A
11 A
B
LR
LL
TRNR
TRNL
Flasher
Circuit
Turn RH
Turn LH
CPU
I/F
I/F
CAN I/F
MSTI
MSM+
CANL
CANH
TX–
TX+
3 B
2 B
30 B
29 B
9 A
10 A
V
L
W
(RHD)
W
(LHD)
V
(RHD)
V
(LHD)
V
W
L
V
B
B
W
V
V(LHD)
W(LHD)
V(RHD)
W(RHD)
LG
LG

∗ 1 : w/ Headup Display

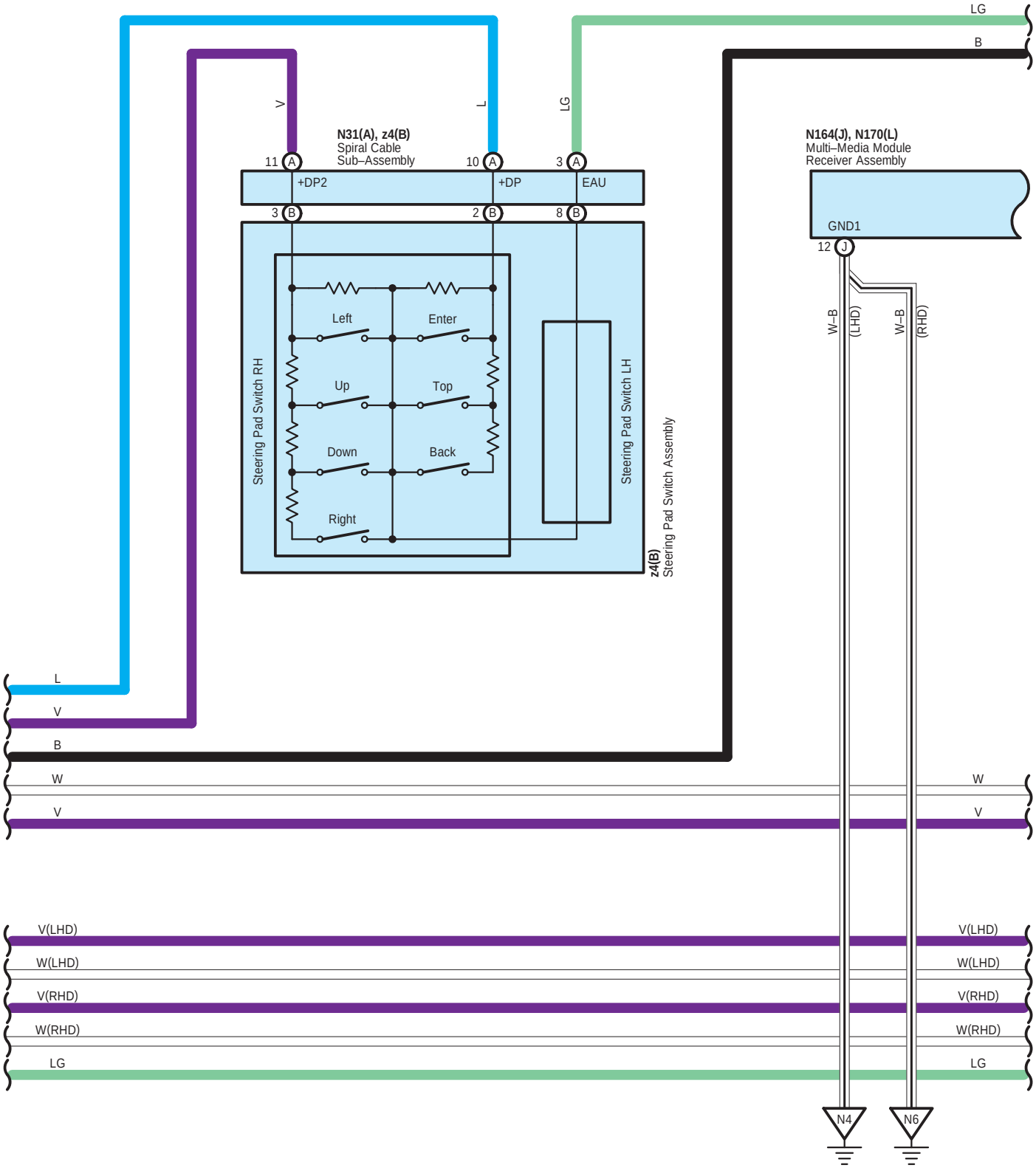

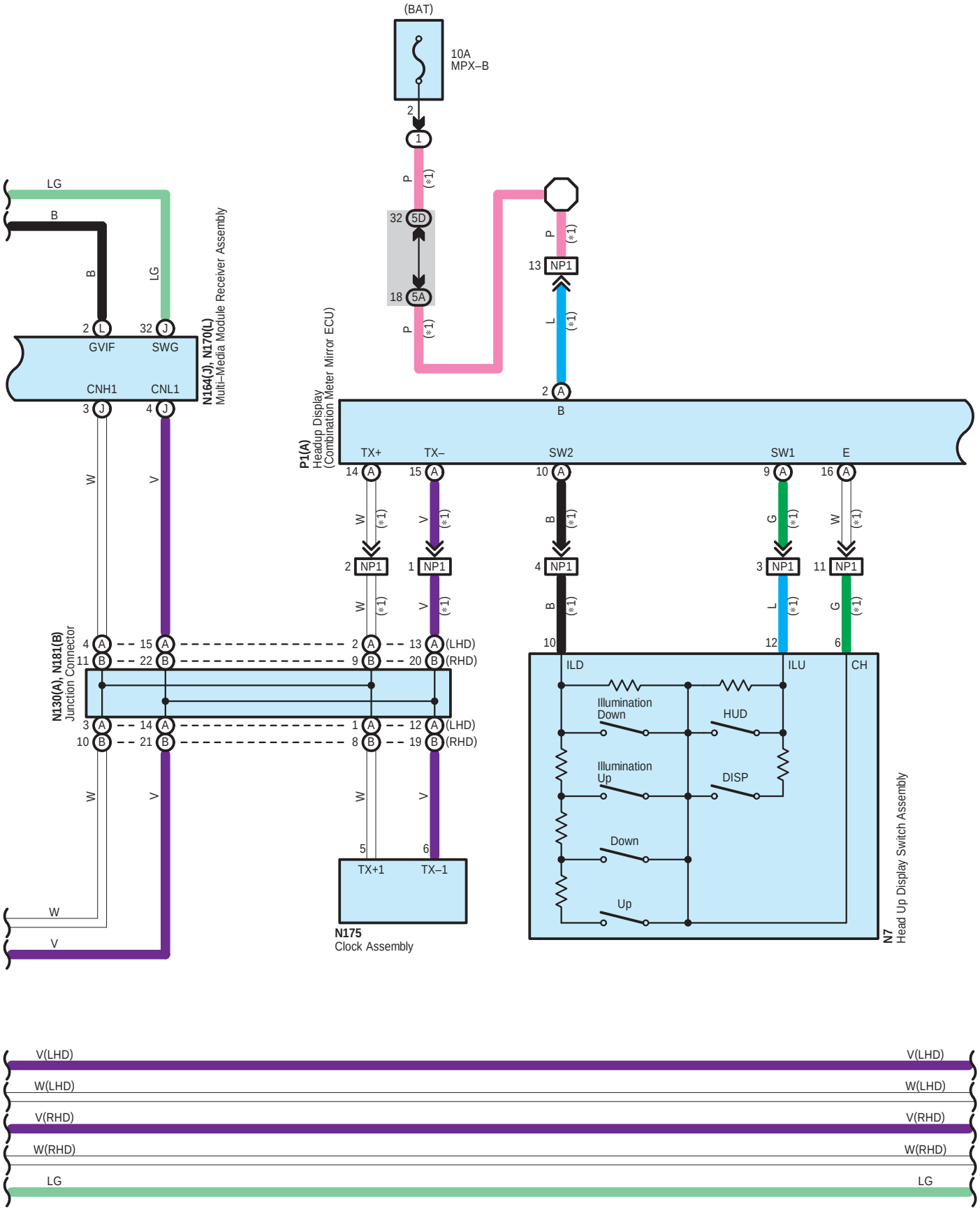
(BAT)
10A
MPX–B
N164(J), N170(L)
Multi–Media Module Receiver Assembly
GVIF
SWG
CNH1
CNL1
P1(A)
Headup Display
(Combination Meter Mirror ECU)
TX+
TX–
SW2
SW1
E
NP1
N130(A), N181(B)
Junction Connector
(LHD)
(RHD)
ILD
ILU
CH
Illumination
Down
HUD
Illumination
Up
DISP
Down
Up
N7
Head Up Display Switch Assembly
TX+1
TX–1
N175
Clock Assembly
V(LHD)
W(LHD)
V(RHD)
W(RHD)
LG

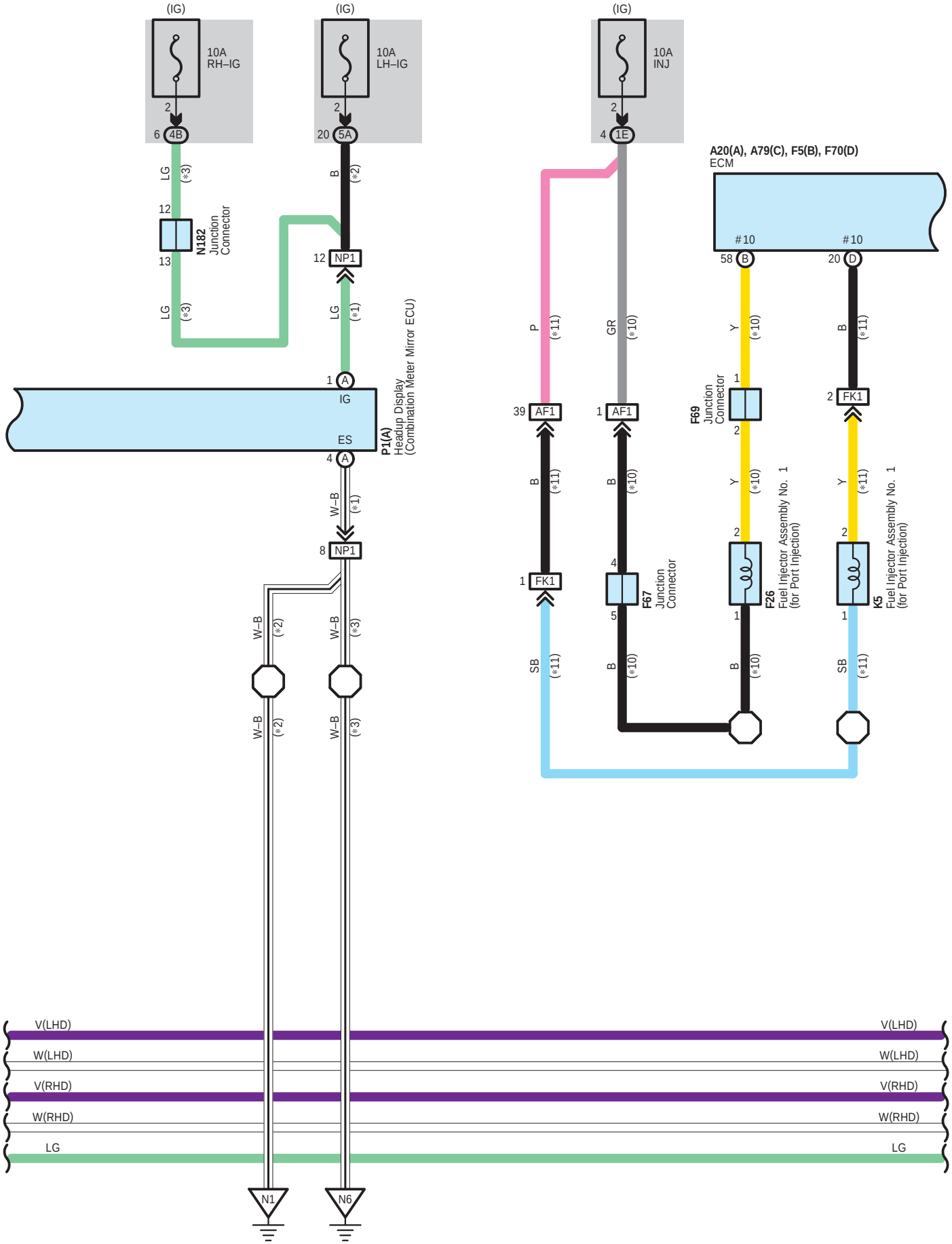
(IG)
10A
RH–IG
2
6 4B
LG
(*3)
12
N182
Junction
Connector
13
LG
(*3)
(IG)
10A
LH–IG
2
20 5A
B
(*2)
12 NP1
LG
(*1)
1 A
IG
ES
4 A
P1(A)
Headup Display
(Combination Meter Mirror ECU)
W–B
(*1)
8 NP1
W–B
(*2)
W–B
(*3)
W–B
(*2)
W–B
(*3)
(IG)
10A
INJ
2
4 1E
A20(A), A79(C), F5(B), F70(D)
ECM
#10
58 B
#10
20 D
P
(*11)
GR
(*10)
Y
(*10)
B
(*11)
39 AF1
1 AF1
F69
Junction
Connector
1
2
2 FK1
B
(*11)
B
(*10)
Y
(*10)
Y
(*11)
1 FK1
4
5
F67
Junction
Connector
2
1
F26
Fuel Injector Assembly No. 1
(for Port Injection)
2
1
K5
Fuel Injector Assembly No. 1
(for Port Injection)
SB
(*11)
B
(*10)
B
(*10)
SB
(*11)
V(LHD)
W(LHD)
V(RHD)
W(RHD)
LG
V(LHD)
W(LHD)
V(RHD)
W(RHD)
LG
N1
N6

∗ 1 : w/ Headup Display
∗ 2 : LHD w/ Headup Display
∗ 3 : RHD w/ Headup Display
∗10 : 2GR–FXE
∗11 : 2AR–FSE
∗13 : Before Sep. 2017 Production
∗14 : From Sep. 2017 Production

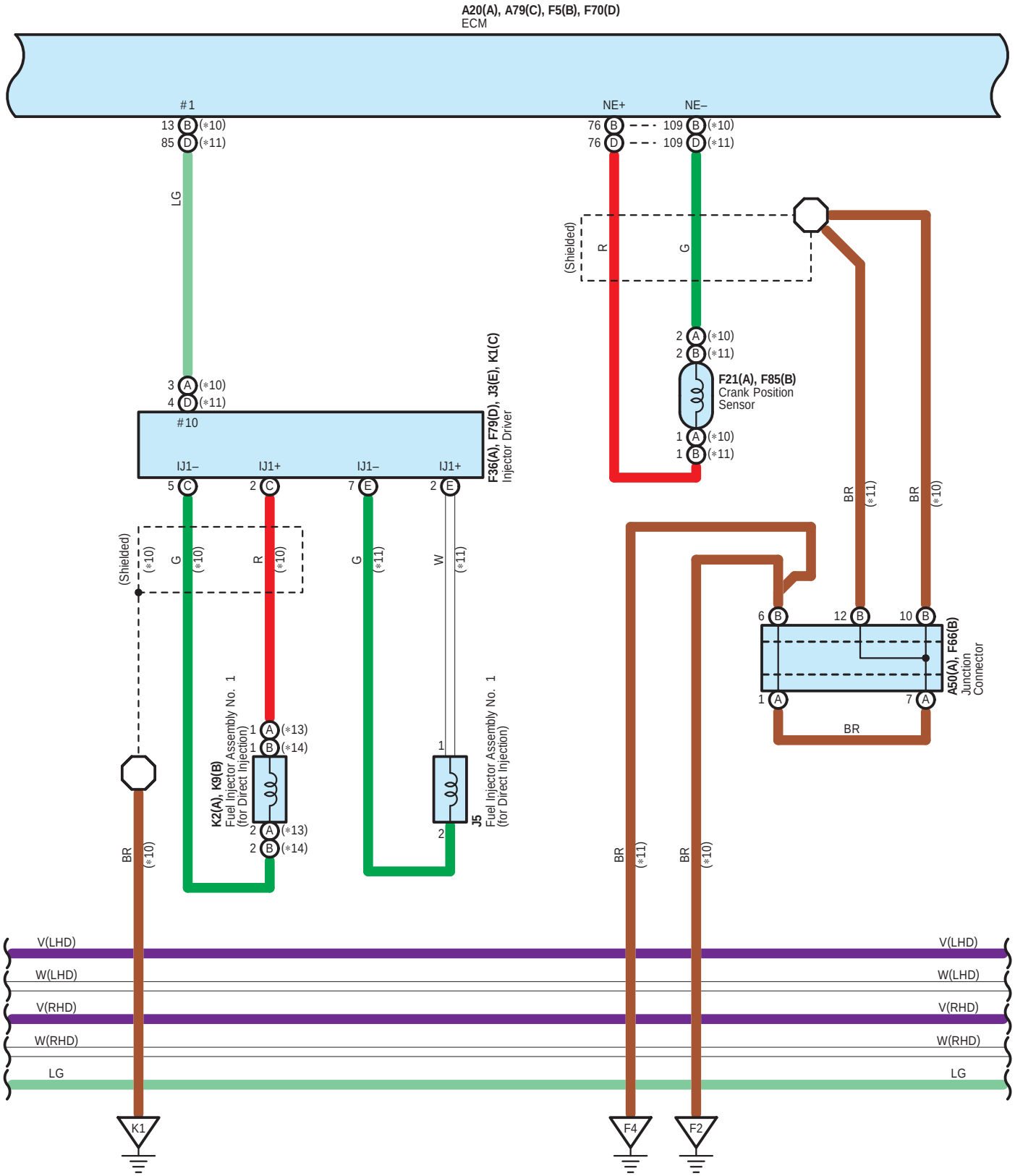

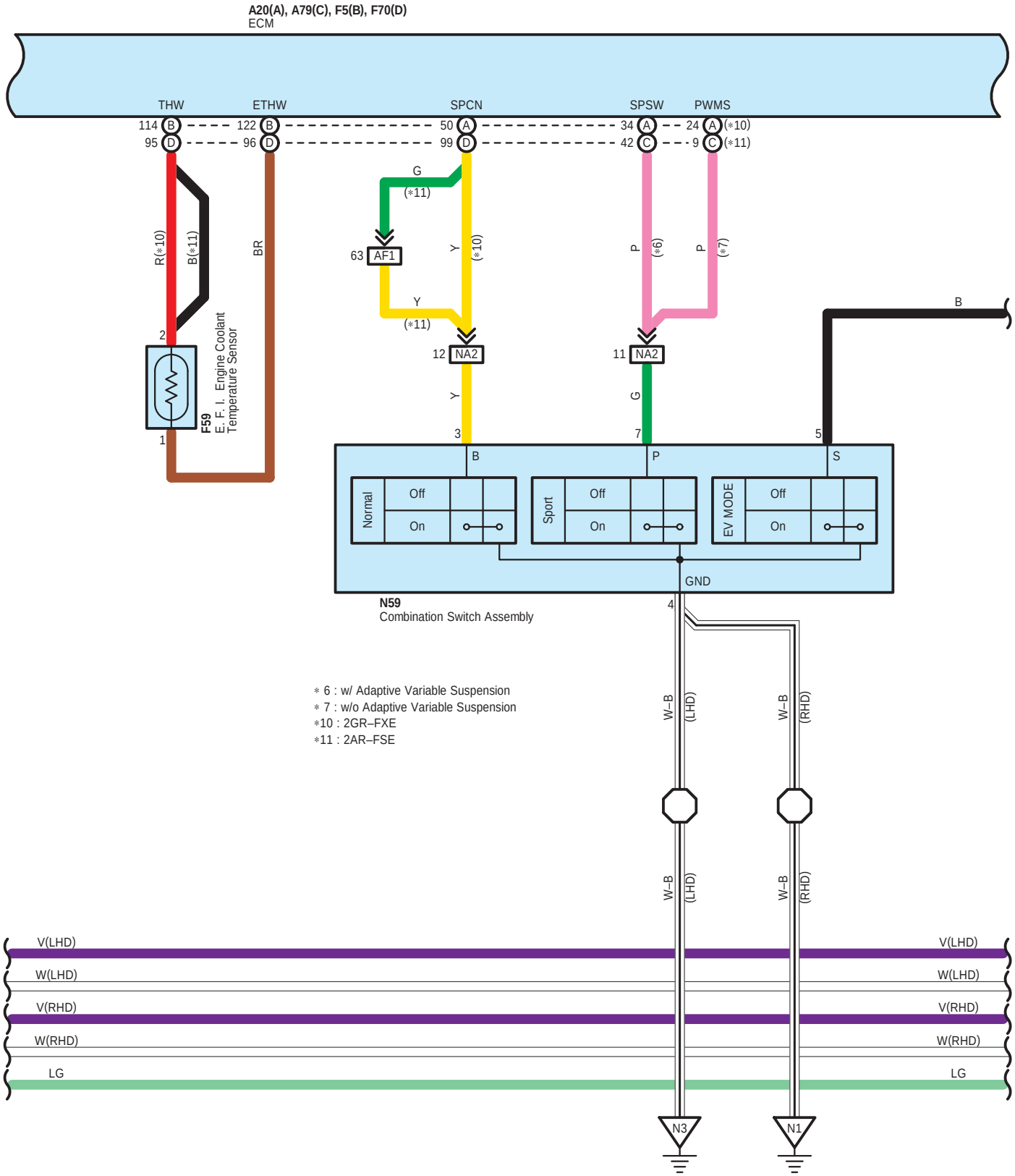
A20(A), A79(C), F5(B), F70(D)
ECM
THW
ETHW
SPCN
SPSW
PWMS
114 B
95 D
122 B
96 D
50 A
99 D
34 A
42 C
24 A (*10)
9 C (*11)
R(*10)
B(*11)
BR
G
(*11)
63 AF1
Y
(*10)
Y
(*11)
12 NA2
Y
P
(*6)
P
(*7)
11 NA2
G
B
2
1
F59
E. F. I. Engine Coolant Temperature Sensor
3
7
5
B
P
S
Normal
Off
On
Sport
Off
On
EV MODE
Off
On
GND
4
N59
Combination Switch Assembly
* 6 : w/ Adaptive Variable Suspension
* 7 : w/o Adaptive Variable Suspension
*10 : 2GR–FXE
*11 : 2AR–FSE
W–B
(LHD)
W–B
(RHD)
W–B
(LHD)
W–B
(RHD)
V(LHD)
W(LHD)
V(RHD)
W(RHD)
LG
V(LHD)
W(LHD)
V(RHD)
W(RHD)
LG
N3
N1

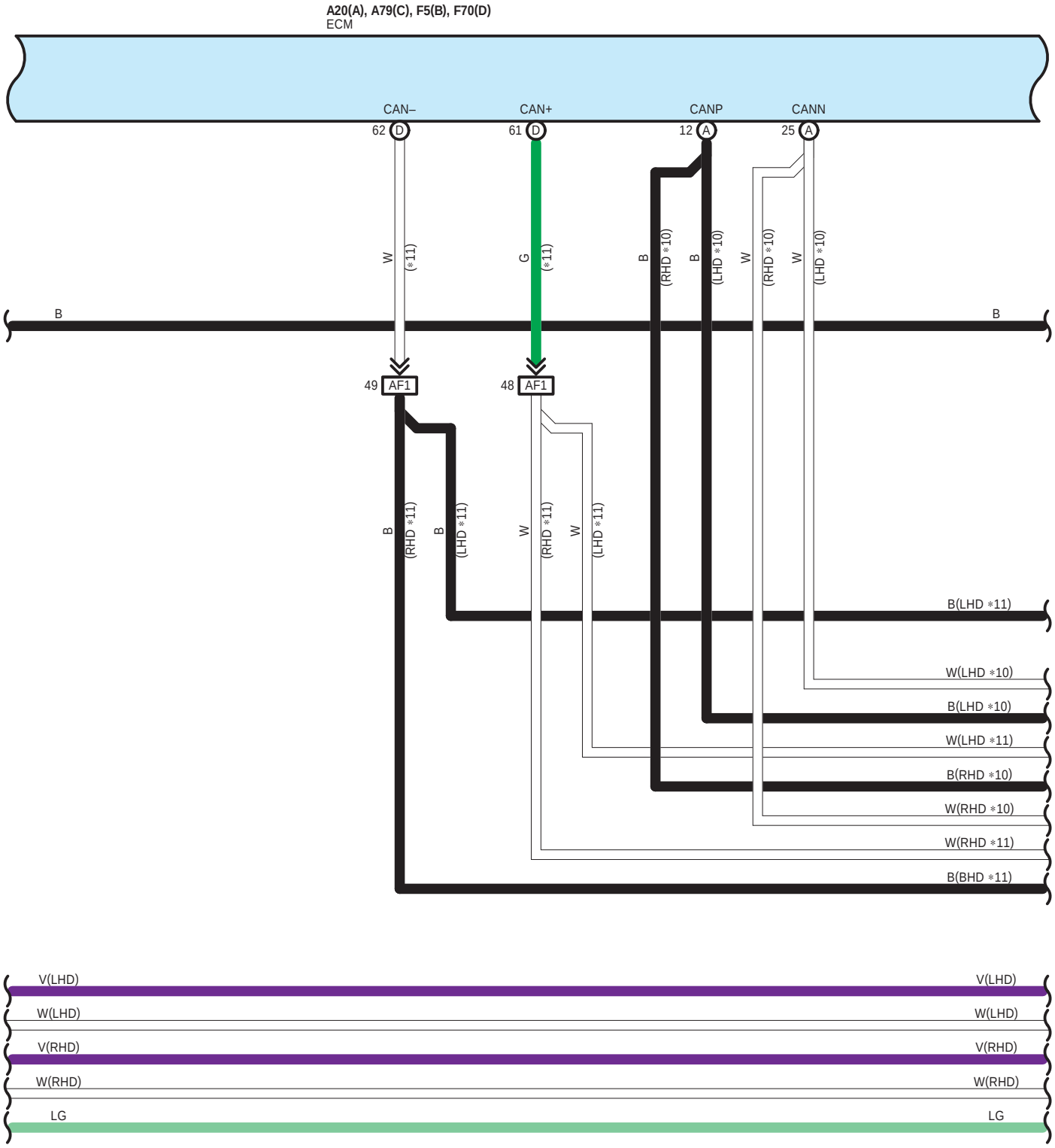
A20(A), A79(C), F5(B), F70(D)
ECM
CAN–
CAN+
CANP
CANN
62 D
61 D
12 A
25 A
W
(*11)
G
(*11)
B
(RHD *10)
B
(LHD *10)
W
(RHD *10)
W
(LHD *10)
B
B
49 AF1
48 AF1
B
(RHD *11)
B
(LHD *11)
W
(RHD *11)
W
(LHD *11)
B(LHD *11)
W(LHD *10)
B(LHD *10)
W(LHD *11)
B(RHD *10)
W(RHD *10)
W(RHD *11)
B(BHD *11)
V(LHD)
V(LHD)
W(LHD)
W(LHD)
V(RHD)
V(RHD)
W(RHD)
W(RHD)
LG
LG

*10 : 2GR–FXE
*11 : 2AR–FSE

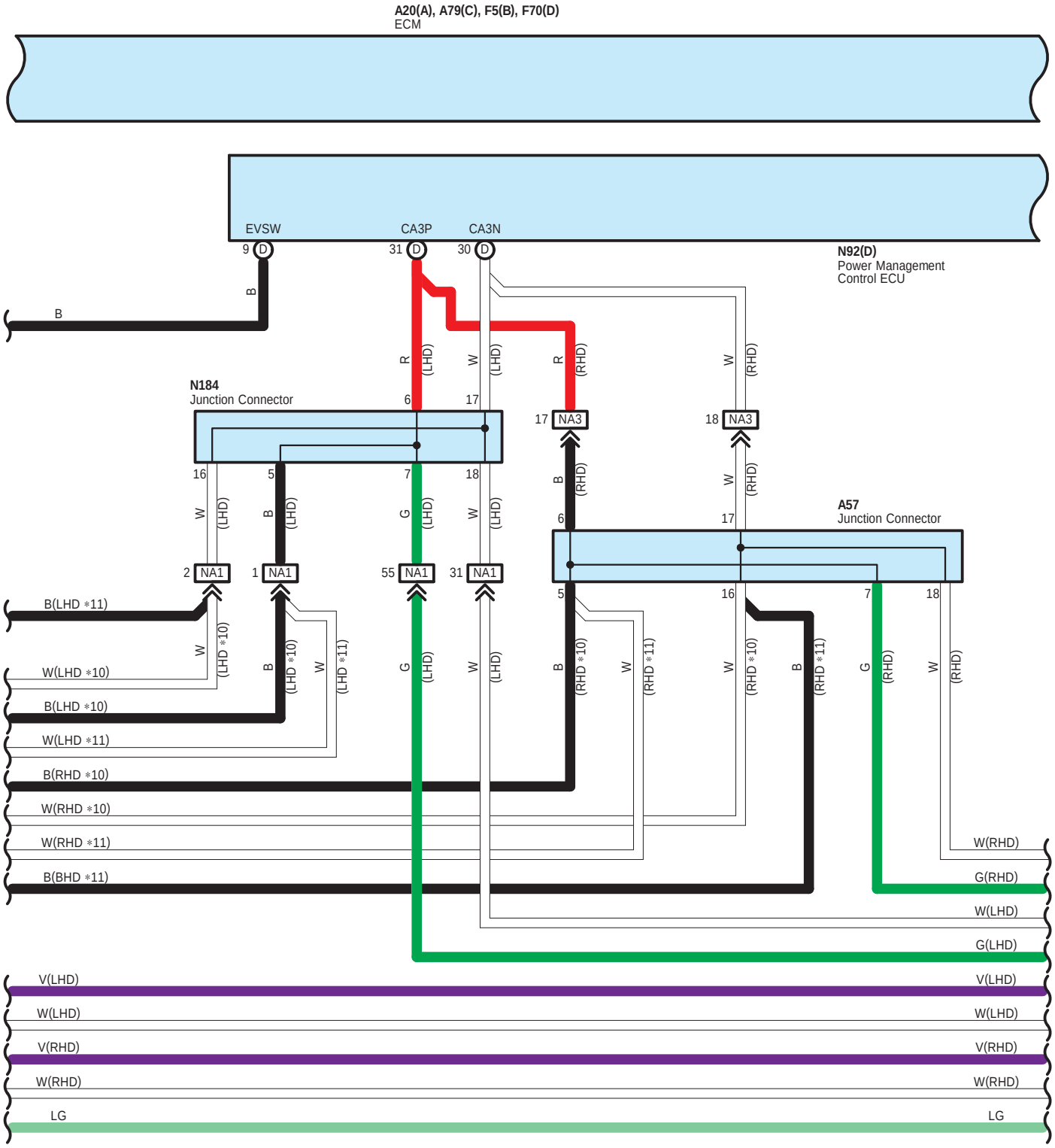

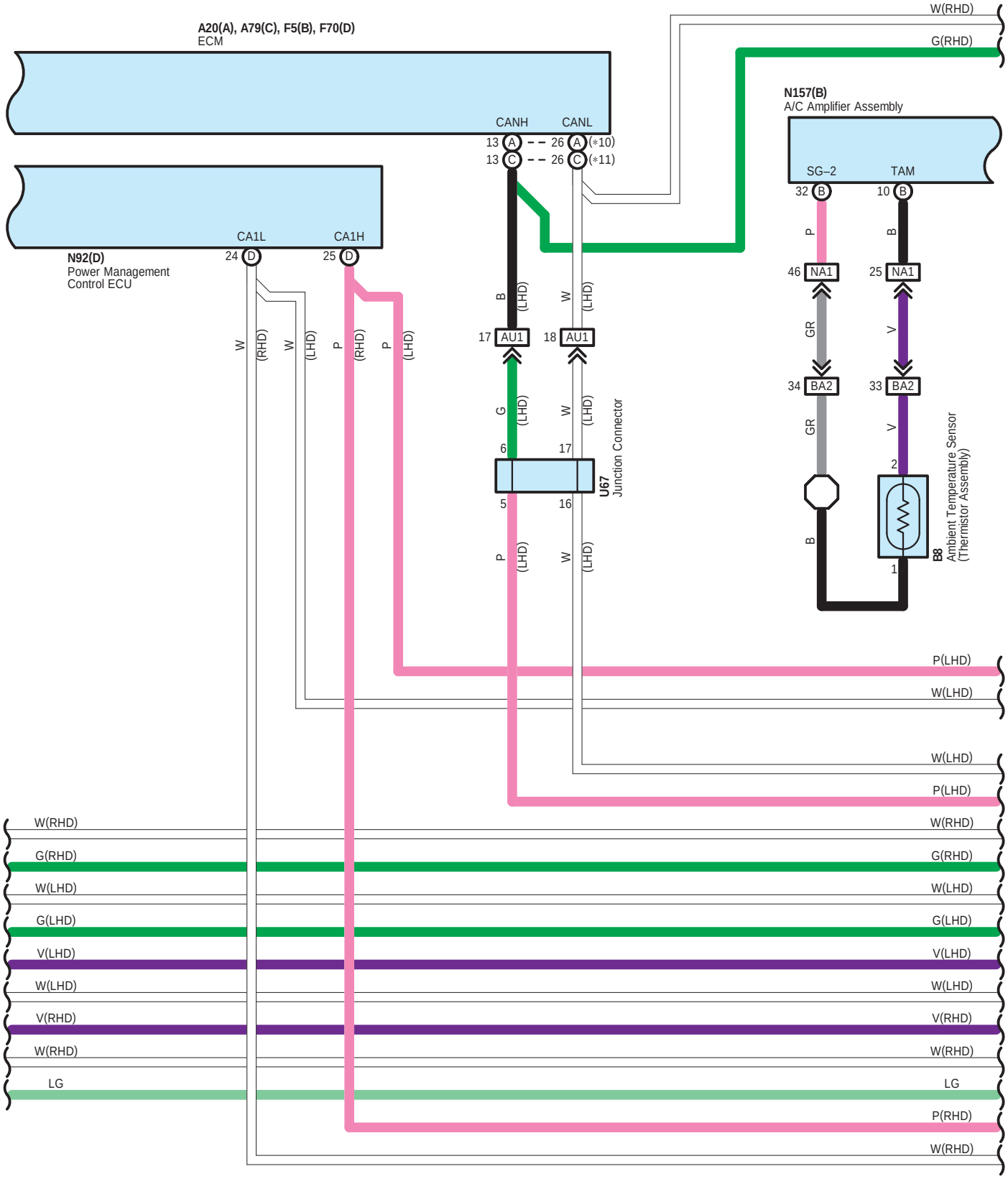
A20(A), A79(C), F5(B), F70(D)
ECM
CANH
CANL
13 A
26 A (*10)
13 C
26 C (*11)
N157(B)
A/C Amplifier Assembly
SG–2
TAM
32 B
10 B
P
B
46 NA1
25 NA1
GR
V
34 BA2
33 BA2
GR
V
2
1
B8
Ambient Temperature Sensor
(Thermistor Assembly)
B
N92(D)
Power Management
Control ECU
CA1L
CA1H
24 D
25 D
W (RHD)
W (LHD)
P (RHD)
P (LHD)
B (LHD)
W (LHD)
17 AU1
18 AU1
G (LHD)
W (LHD)
6
17
5
16
U67
Junction Connector
P (LHD)
W (LHD)
W(RHD)
G(RHD)
W(LHD)
P(LHD)
W(LHD)
G(LHD)
V(LHD)
W(LHD)
V(RHD)
W(RHD)
LG
P(RHD)
W(RHD)

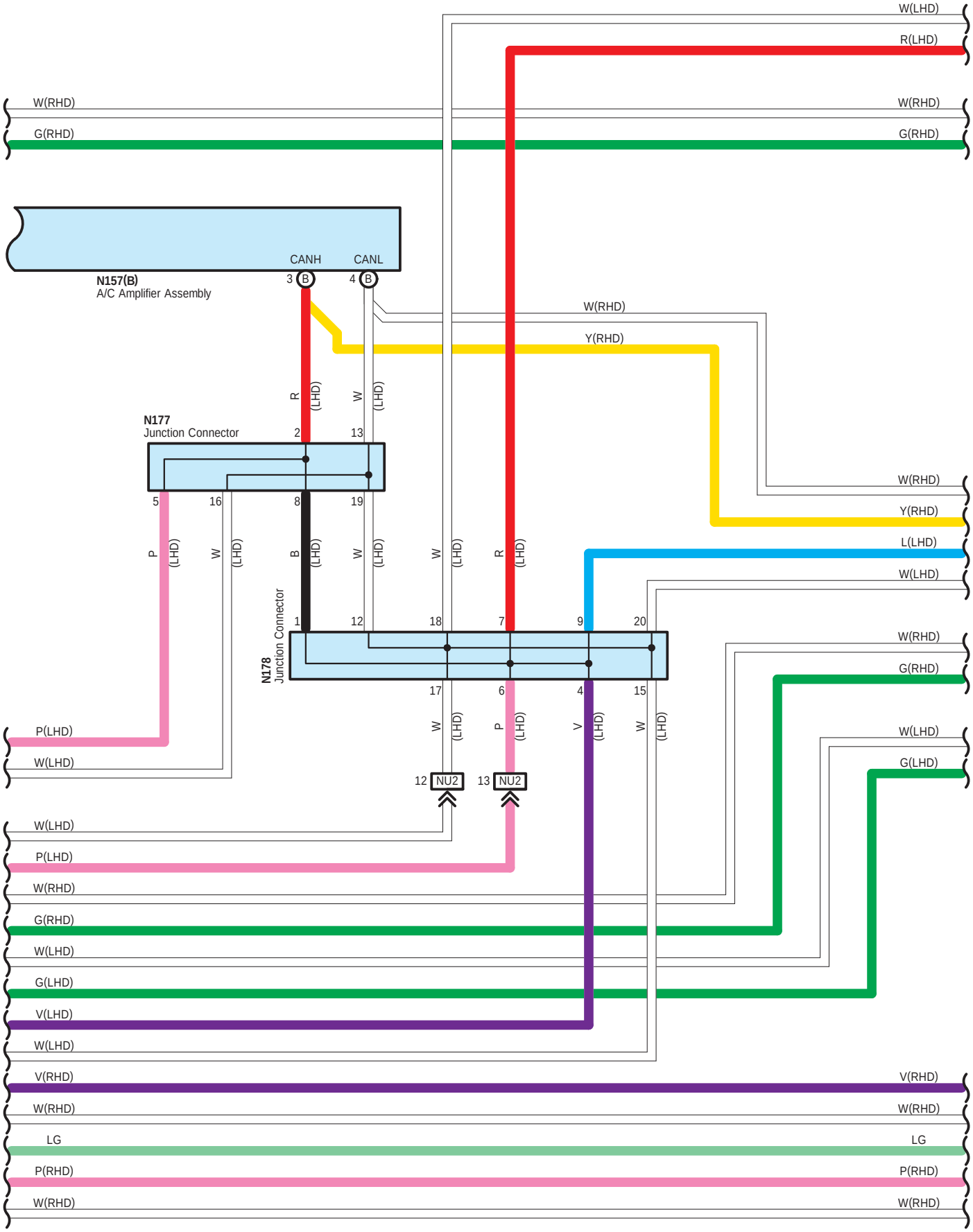
W(LHD)
R(LHD)
W(RHD)
G(RHD)
W(RHD)
G(RHD)
CANH
CANL
N157(B)
A/C Amplifier Assembly
3 B
4 B
W(RHD)
Y(RHD)
R (LHD)
W (LHD)
N177
Junction Connector
2
13
W(RHD)
Y(RHD)
5
16
8
19
P (LHD)
W (LHD)
B (LHD)
W (LHD)
W (LHD)
R (LHD)
L(LHD)
W(LHD)
N178
Junction Connector
1
12
18
7
9
20
W(RHD)
G(RHD)
17
6
4
15
W (LHD)
P (LHD)
V (LHD)
W (LHD)
P(LHD)
W(LHD)
W(LHD)
G(LHD)
12 NU2
13 NU2
W(LHD)
P(LHD)
W(RHD)
G(RHD)
W(LHD)
G(LHD)
V(LHD)
W(LHD)
V(RHD)
V(RHD)
W(RHD)
W(RHD)
LG
LG
P(RHD)
P(RHD)
W(RHD)
W(RHD)

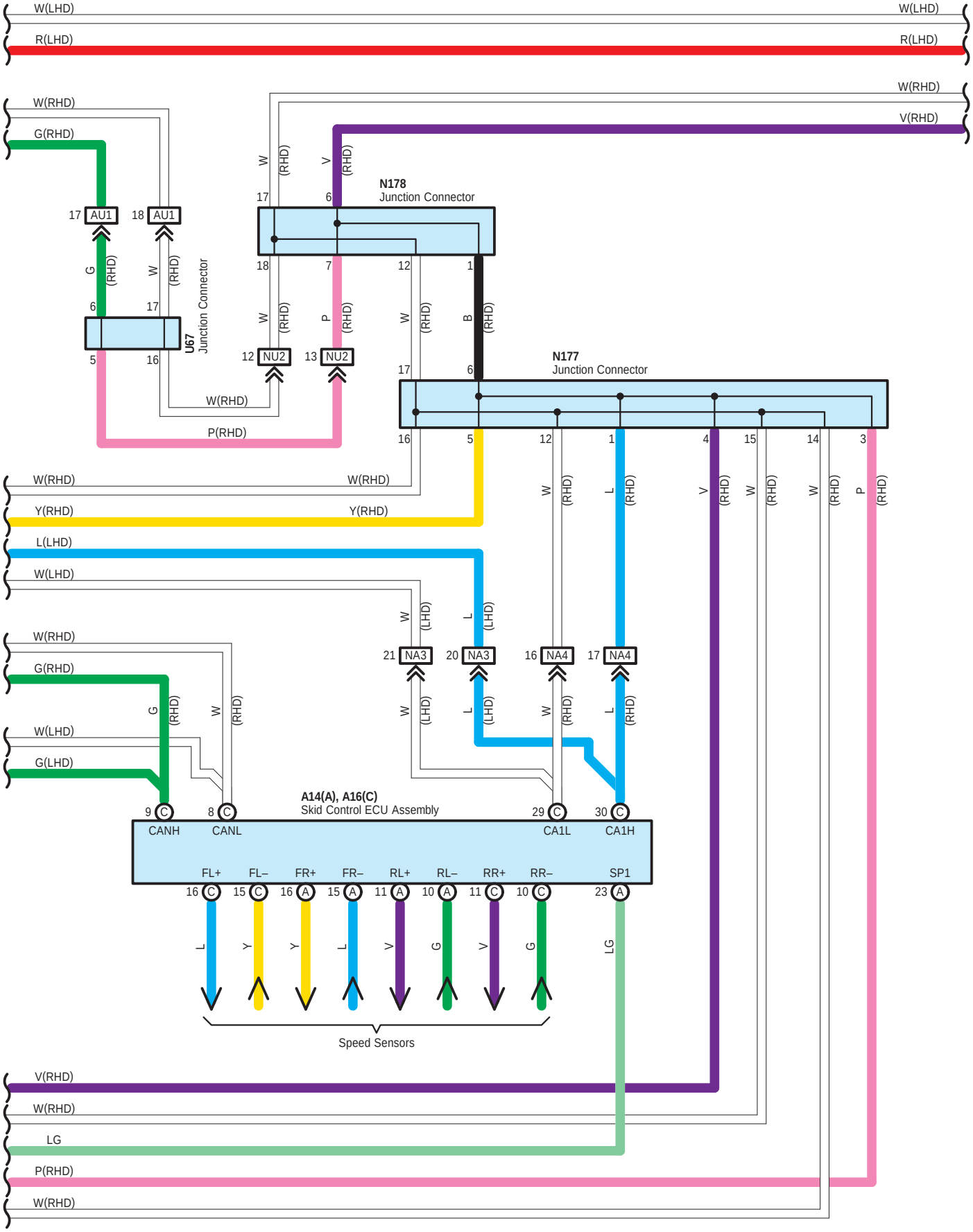
W(LHD)
R(LHD)
W(RHD)
G(RHD)
V(RHD)
N178
Junction Connector
17 AU1
18 AU1
U67
Junction Connector
12 NU2
13 NU2
N177
Junction Connector
P(RHD)
Y(RHD)
L(LHD)
21 NA3
20 NA3
16 NA4
17 NA4
G(LHD)
A14(A), A16(C)
Skid Control ECU Assembly
CANH
CANL
CA1L
CA1H
FL+
FL–
FR+
FR–
RL+
RL–
RR+
RR–
SP1
Speed Sensors
LG

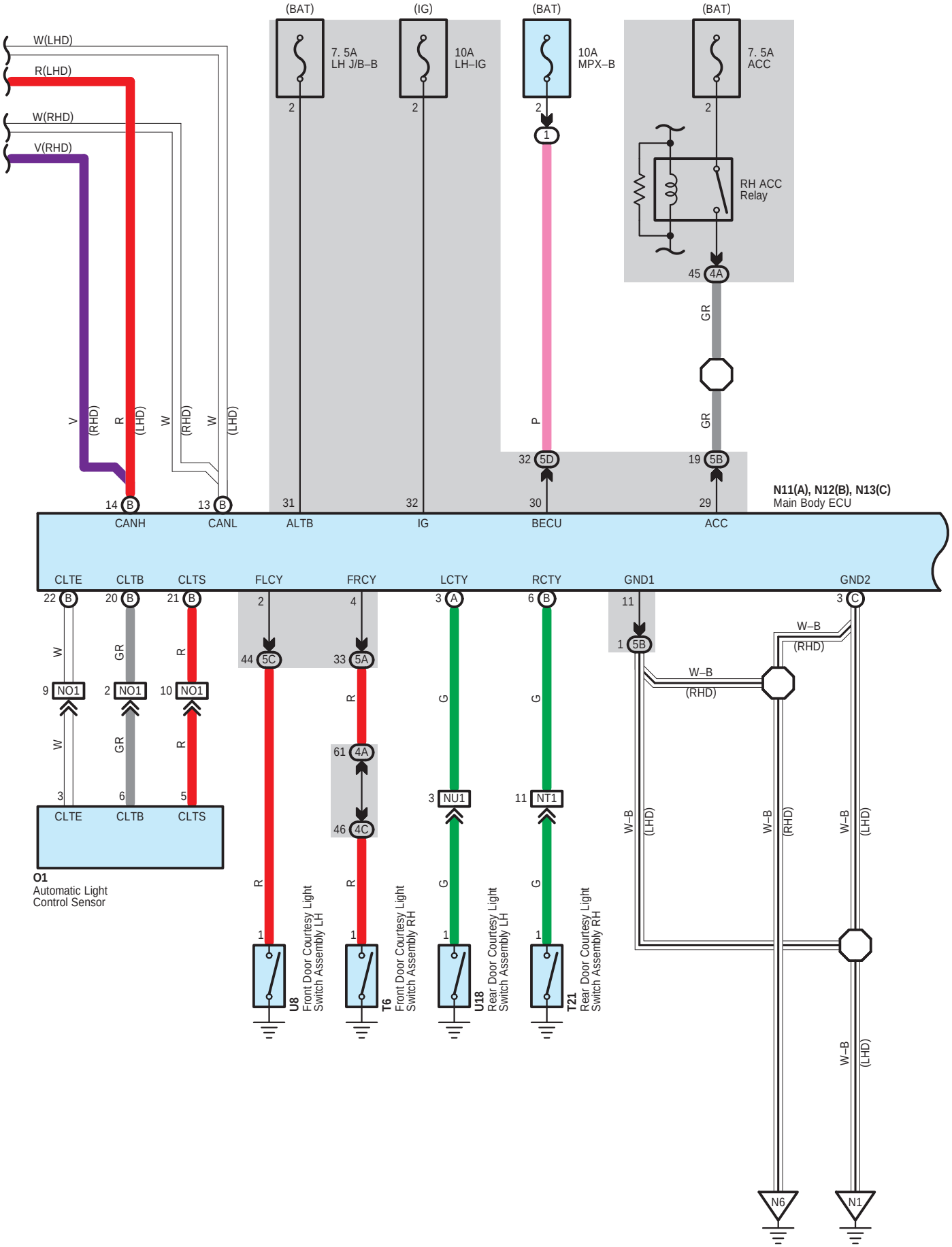
(BAT)
(IG)
(BAT)
(BAT)
7. 5A
LH J/B–B
10A
LH–IG
10A
MPX–B
7. 5A
ACC
RH ACC
Relay
W(LHD)
R(LHD)
W(RHD)
V(RHD)
N11(A), N12(B), N13(C)
Main Body ECU
CANH
CANL
ALTB
IG
BECU
ACC
CLTE
CLTB
CLTS
FLCY
FRCY
LCTY
RCTY
GND1
GND2
O1
Automatic Light
Control Sensor
U8
Front Door Courtesy Light
Switch Assembly LH
T6
Front Door Courtesy Light
Switch Assembly RH
U18
Rear Door Courtesy Light
Switch Assembly LH
T21
Rear Door Courtesy Light
Switch Assembly RH
N6
N1

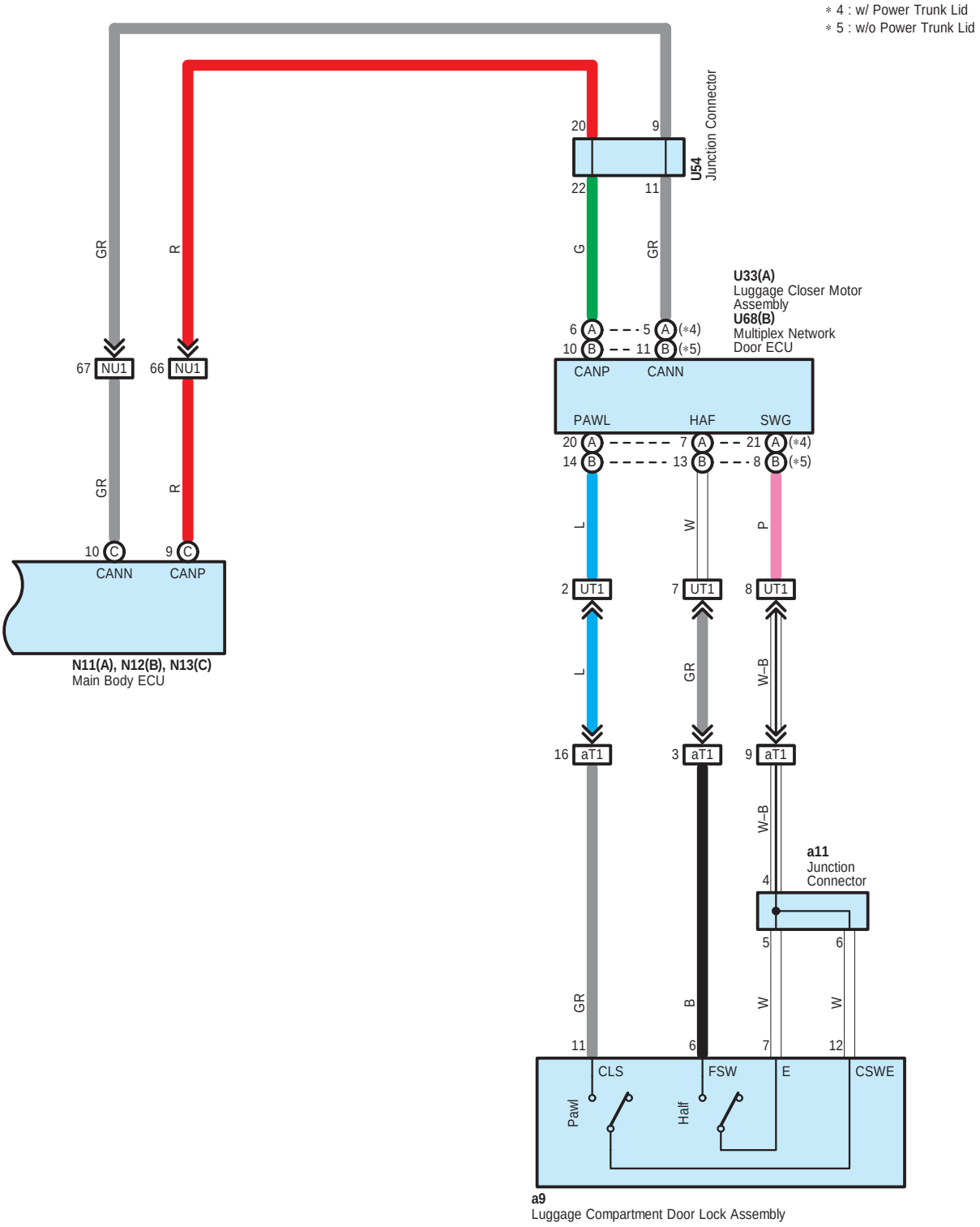
* 4 : w/ Power Trunk Lid
* 5 : w/o Power Trunk Lid
U54
Junction Connector
20
9
22
11
G
GR
GR
R
67 NU1
66 NU1
GR
R
10 C
9 C
CANN
CANP
N11(A), N12(B), N13(C)
Main Body ECU
U33(A)
Luggage Closer Motor Assembly
U68(B)
Multiplex Network Door ECU
6 A
5 A (*4)
10 B
11 B (*5)
CANP
CANN
PAWL
HAF
SWG
20 A
7 A
21 A (*4)
14 B
13 B
8 B (*5)
L
W
P
2 UT1
7 UT1
8 UT1
L
GR
W-B
16 aT1
3 aT1
9 aT1
W-B
a11
Junction Connector
4
5
6
GR
B
W
W
11
6
7
12
CLS
FSW
E
CSWE
Pawl
Half
a9
Luggage Compartment Door Lock Assembly

A 14
Black

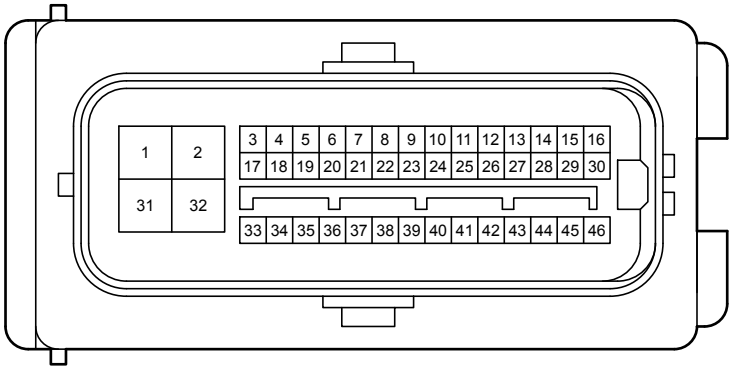

A 16
Gray

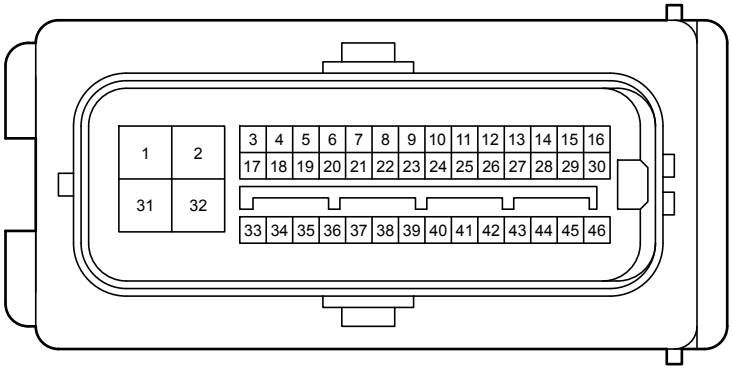

A 20
Black

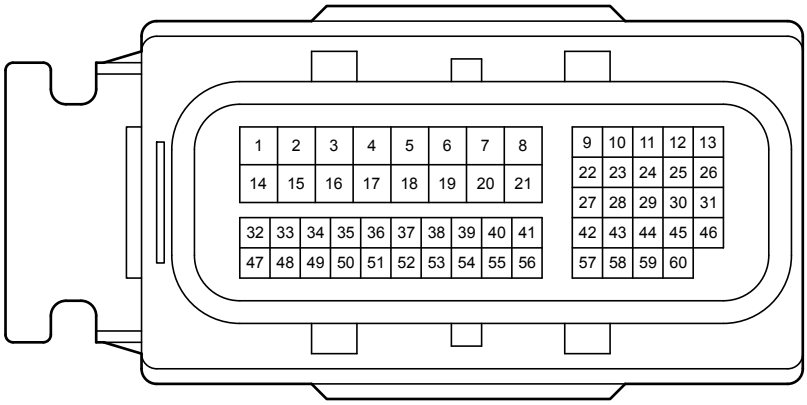

A 22
Black

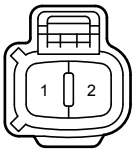

A 50
Gray



A 53
White

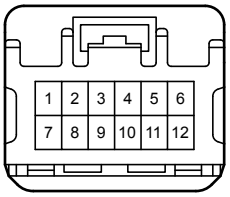

A 57
Blue

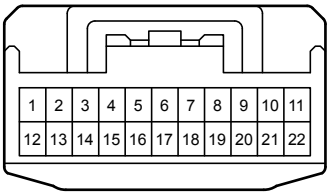

A 79
Black

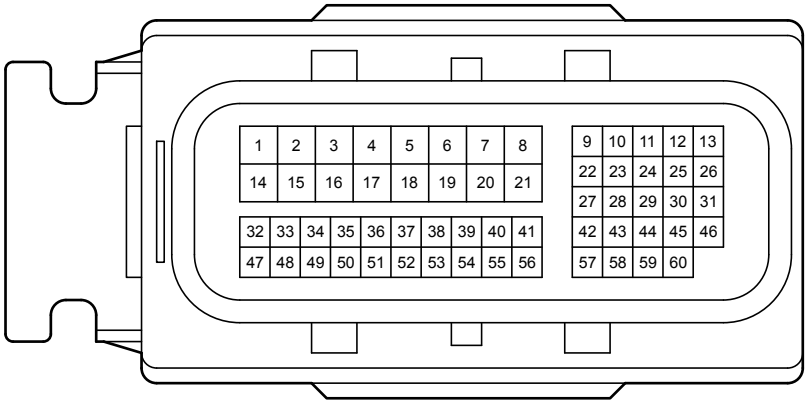

B 8
Black

F 5
Black

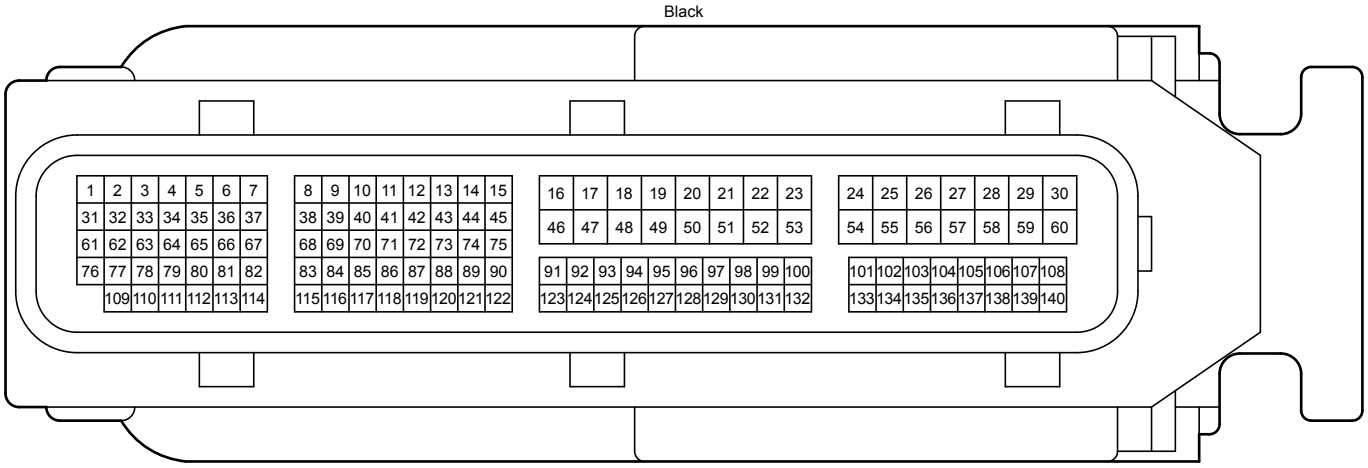

F 21
Black

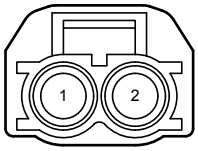

F 26
Black



F 36
Black

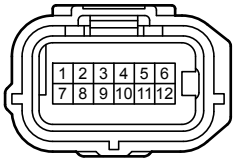

F 38
Gray

F 59
Gray

F 63
Gray

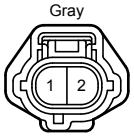

F 66
Gray

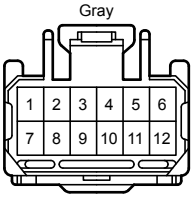

F 67
White

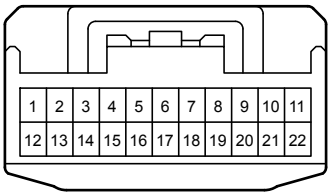

F 69
Black

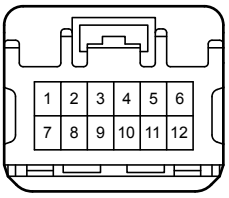

F 70
Black

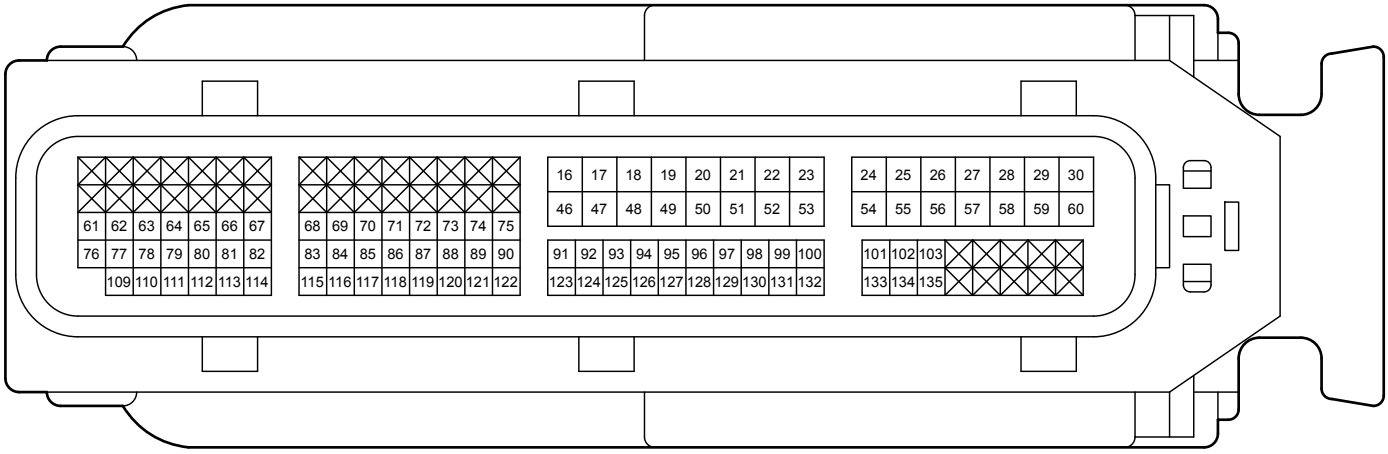

F 79
Black



F 85
Black

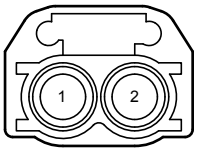

J 3
Black

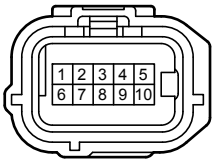

J 5
Black

K 1
Black

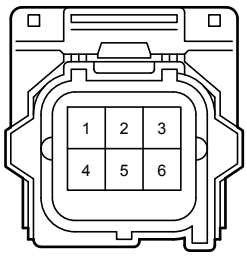

K 2
Black



K 5
Black

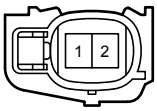

K 9
Black

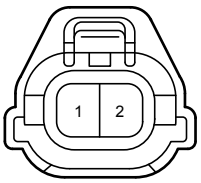

N 7
Black

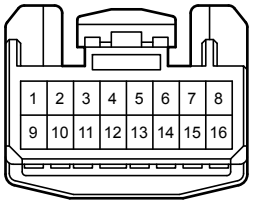

N 11
White

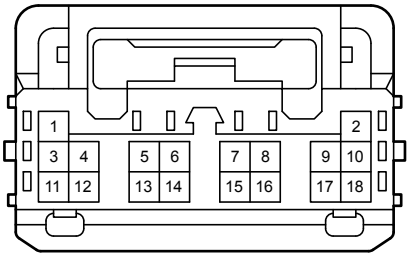

N 12
White

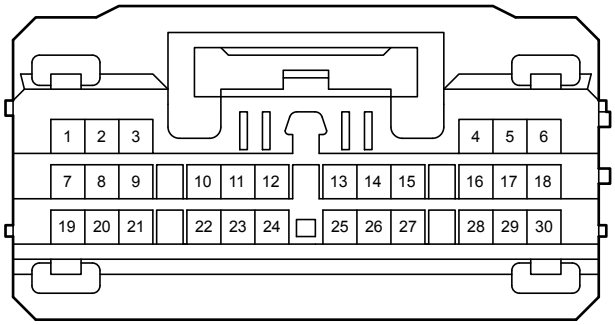

N 13
White

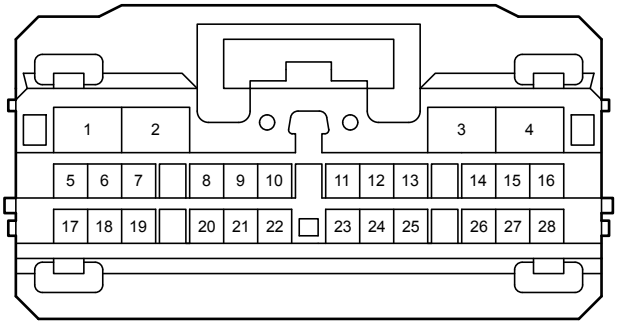

N 31
Black

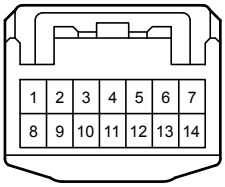

N 39
Black

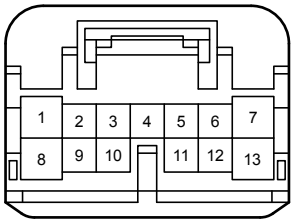

N 40
Black

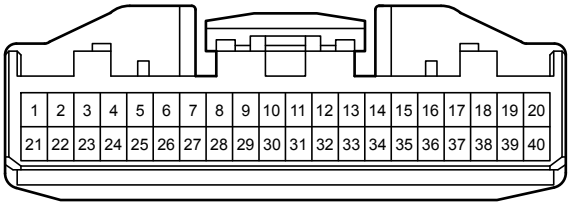

N 59
Black

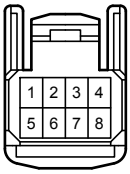

N 92
Gray

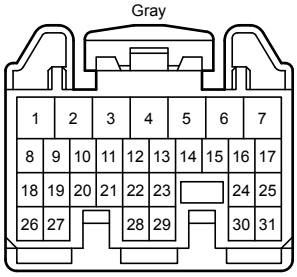

N125
Blue

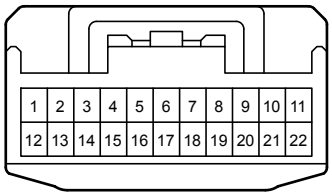

N127
Blue

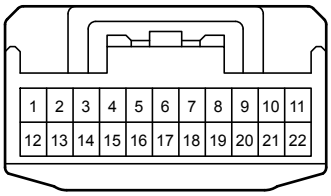

N128
Blue

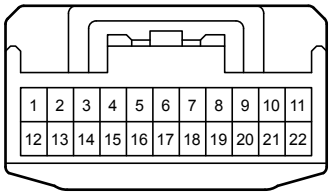

N130
Black

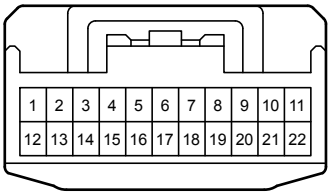

N157
White

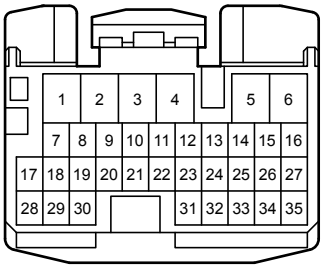

N164
White

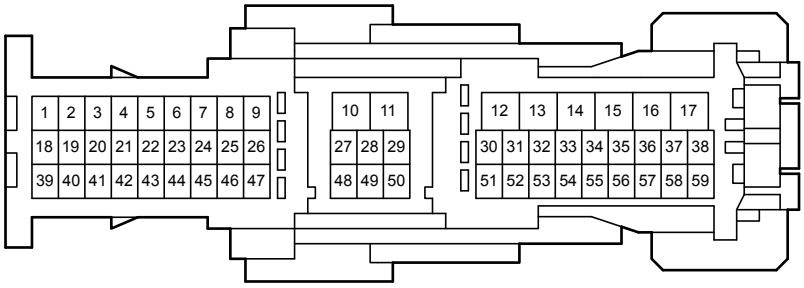

N170
Green

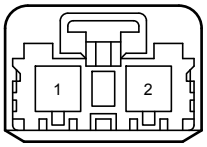

N175
White

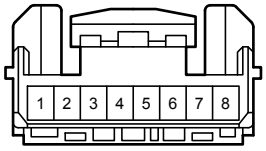

N177
Gray

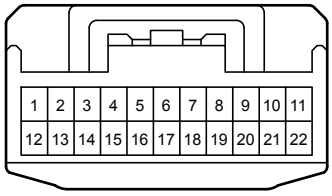

N178
Gray

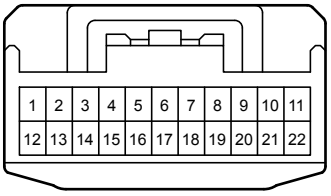

N179
Blue

N180
White

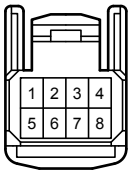

N181
Black

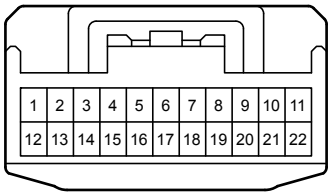

N182
Black

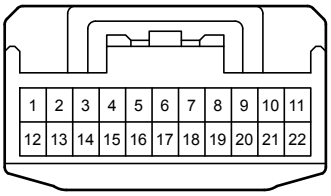

N184
Blue

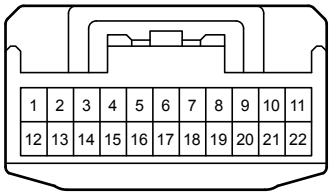

O 1
Blue

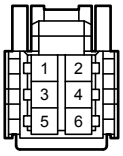

P 1
White

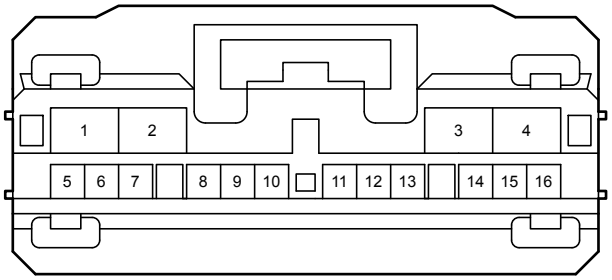

T 6
Black

T 16
White

T 21
Black

U 8
Black

U 18
Black

U 33
White

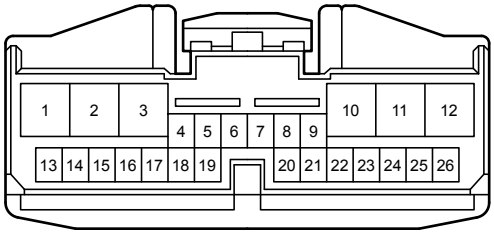

U 54
Blue

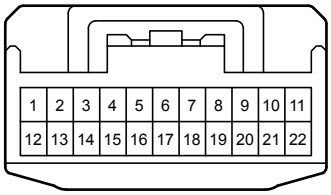

U 61
White

U 67
Gray

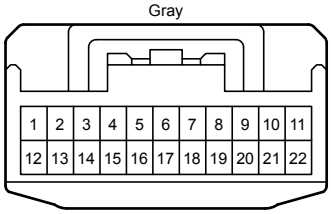

U 68
Black

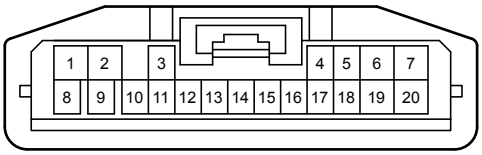

a 9
White

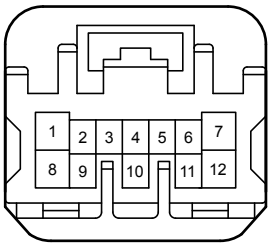

a 11
White

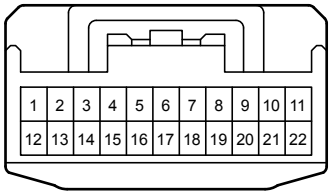

z 4
Black

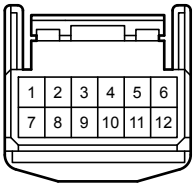

1E
White

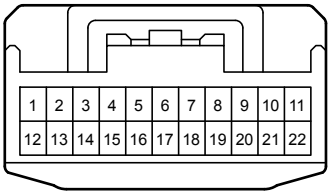

4A
White

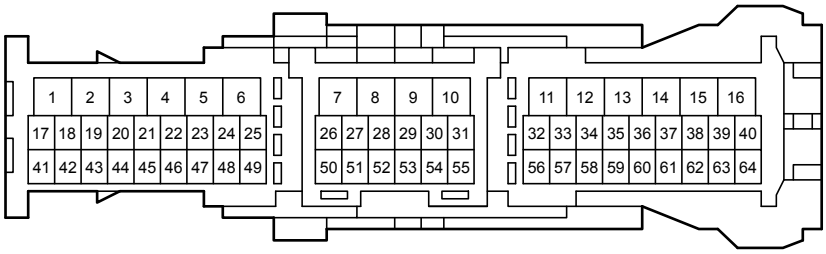

4B
White

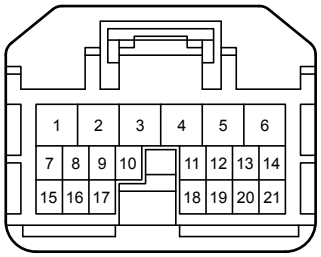

4C
White

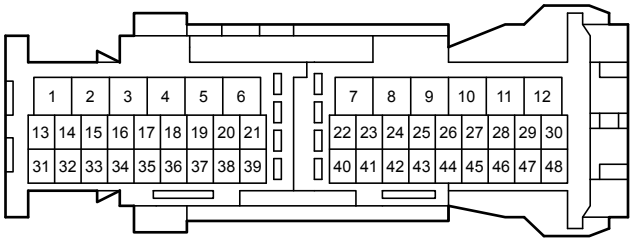

5A
White

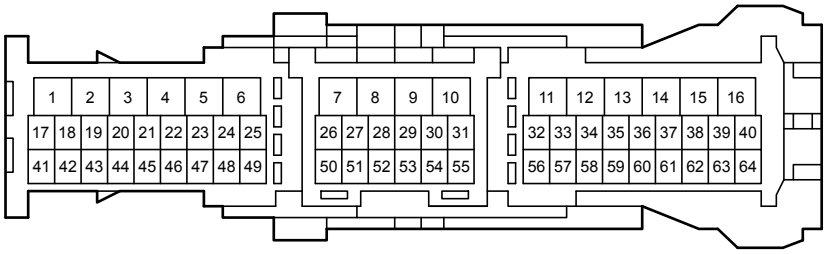

5B
White

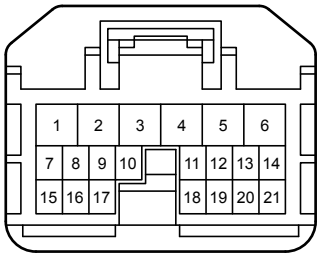

5C
White

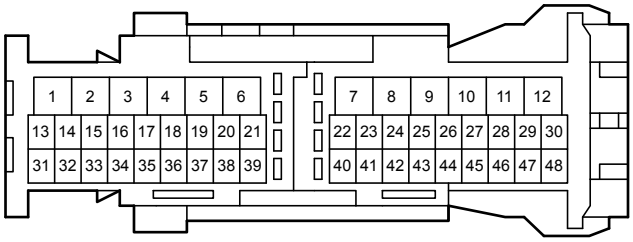

5D
White

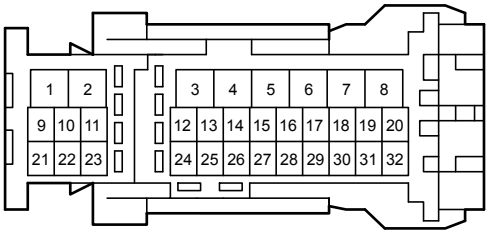

AF1
White

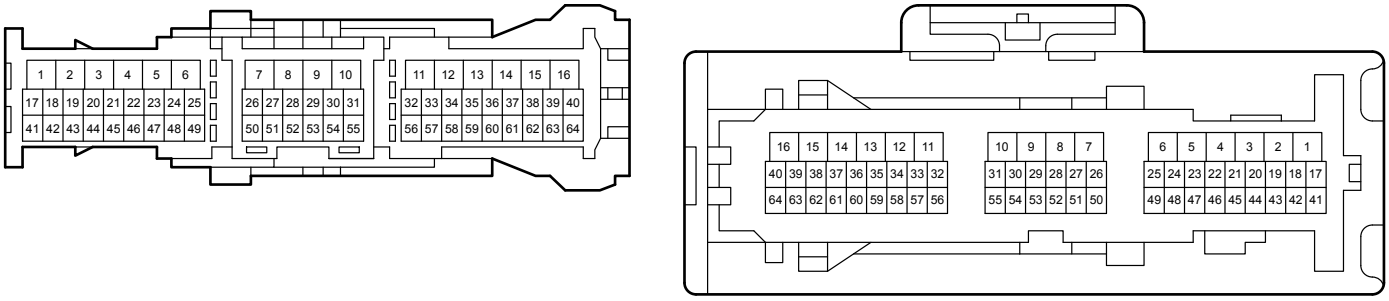

AU1
White

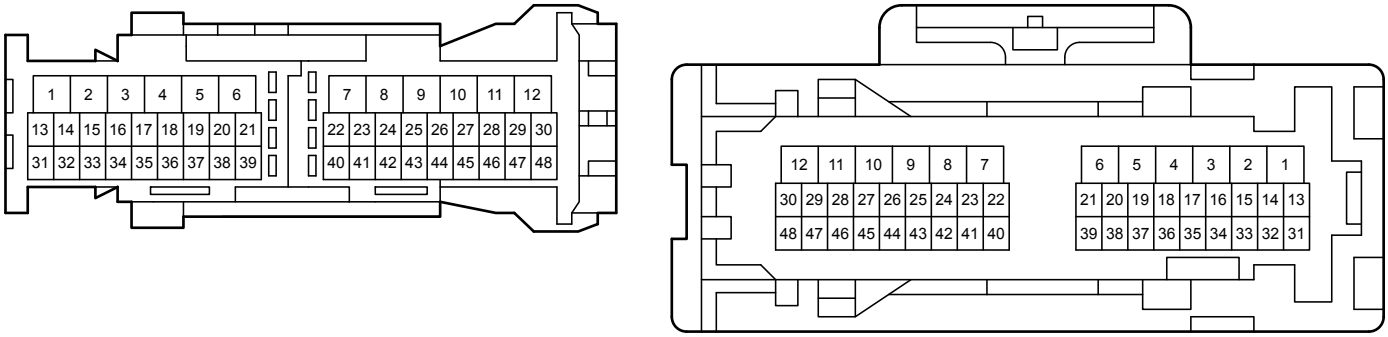

BA2
White

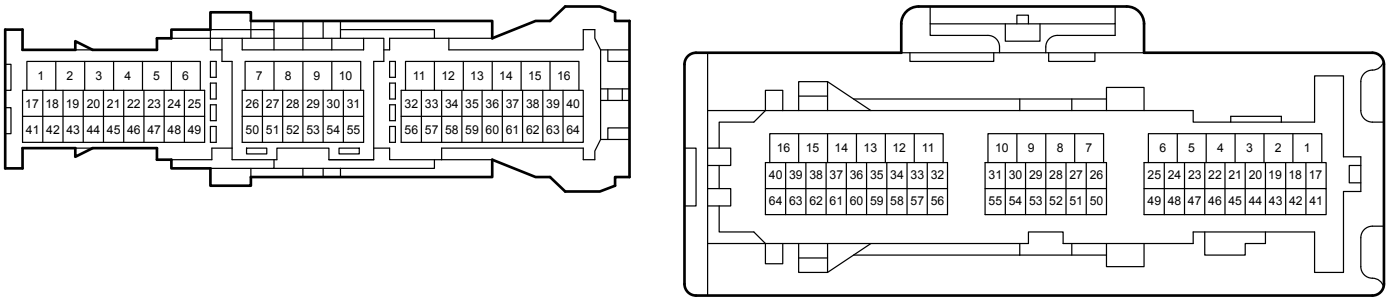

FK1
Black

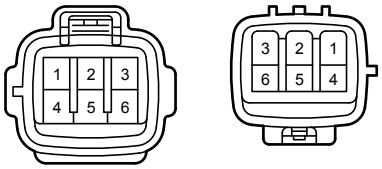

NA1
White

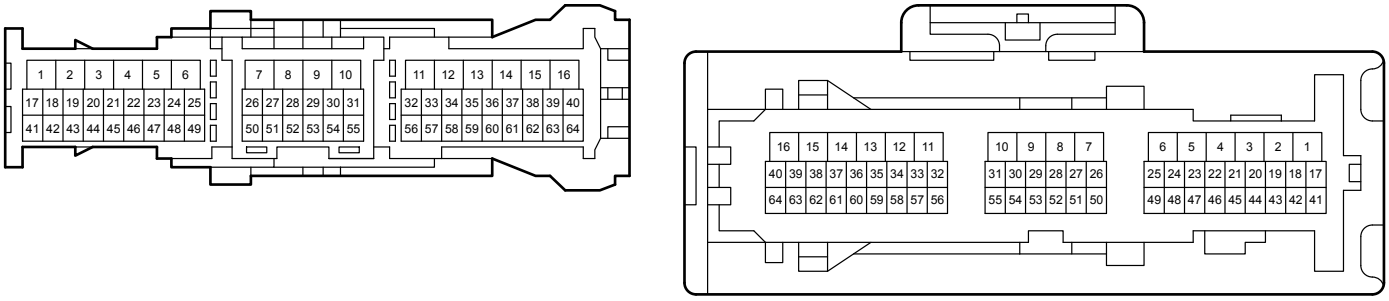

NA2
White

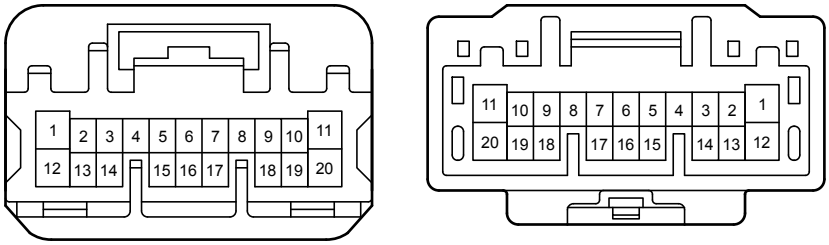

NA3
White

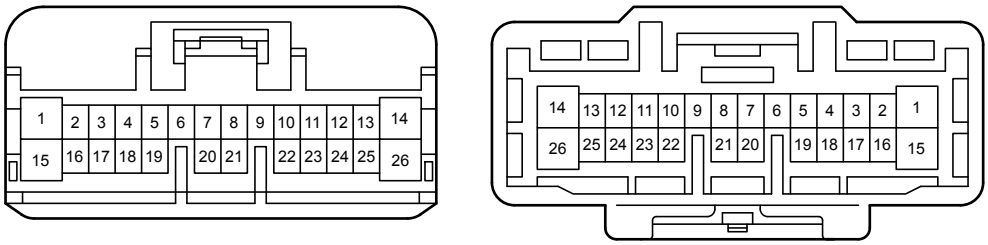

NA4
Gray

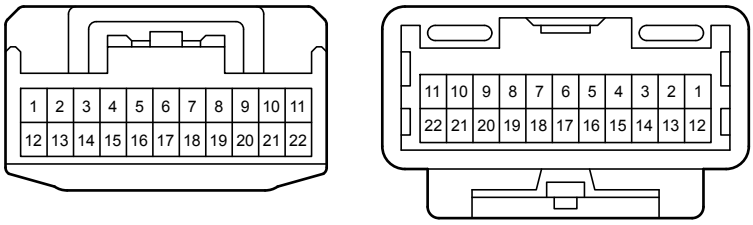

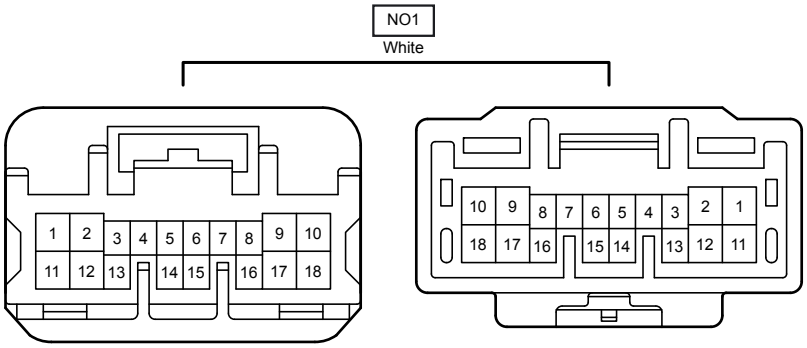
NO1
White
1 2 3 4 5 6 7 8 9 10
11 12 13 14 15 16 17 18
10 9 8 7 6 5 4 3 2 1
18 17 16 15 14 13 12 11

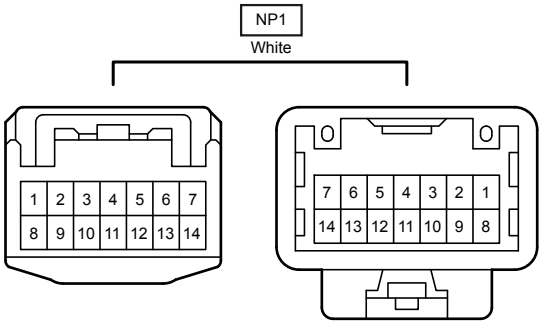
NP1
White
1 2 3 4 5 6 7
8 9 10 11 12 13 14
7 6 5 4 3 2 1
14 13 12 11 10 9 8

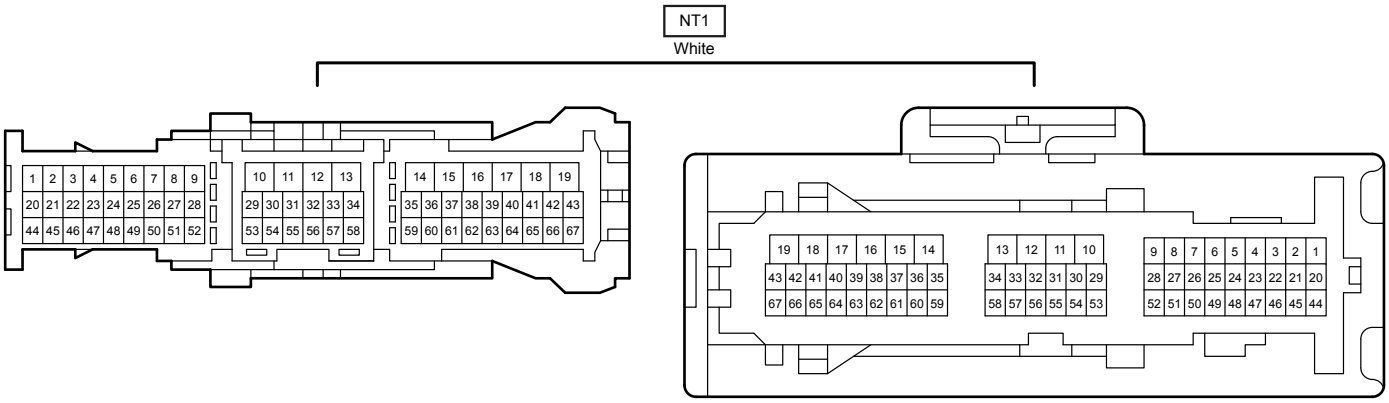
NT1
White
1 2 3 4 5 6 7 8 9 10 11 12 13 14 15 16 17 18 19
20 21 22 23 24 25 26 27 28 29 30 31 32 33 34 35 36 37 38 39 40 41 42 43
44 45 46 47 48 49 50 51 52 53 54 55 56 57 58 59 60 61 62 63 64 65 66 67
19 18 17 16 15 14 13 12 11 10 9 8 7 6 5 4 3 2 1
43 42 41 40 39 38 37 36 35 34 33 32 31 30 29 28 27 26 25 24 23 22 21 20
67 66 65 64 63 62 61 60 59 58 57 56 55 54 53 52 51 50 49 48 47 46 45 44

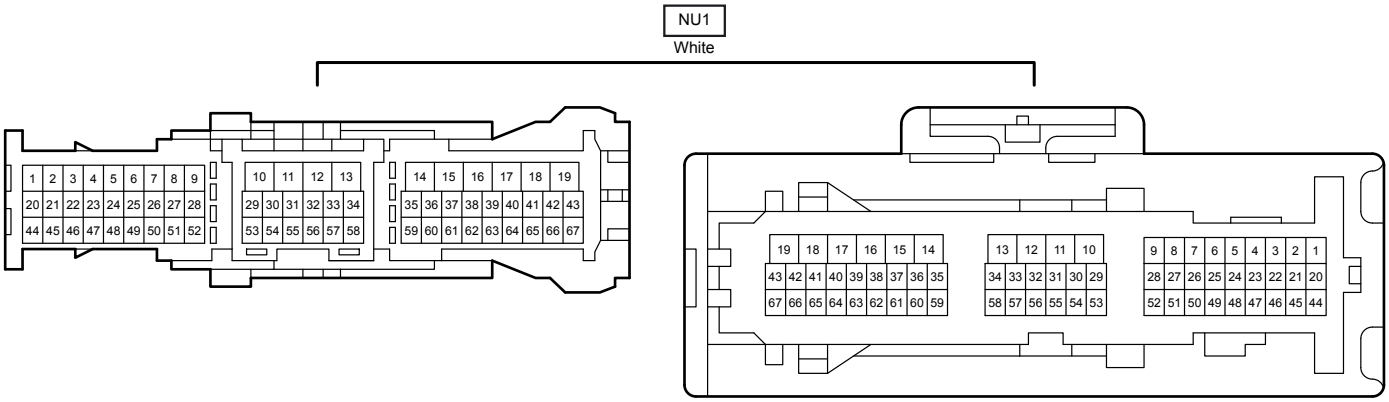
NU1
White
1 2 3 4 5 6 7 8 9 10 11 12 13 14 15 16 17 18 19
20 21 22 23 24 25 26 27 28 29 30 31 32 33 34 35 36 37 38 39 40 41 42 43
44 45 46 47 48 49 50 51 52 53 54 55 56 57 58 59 60 61 62 63 64 65 66 67
19 18 17 16 15 14 13 12 11 10 9 8 7 6 5 4 3 2 1
43 42 41 40 39 38 37 36 35 34 33 32 31 30 29 28 27 26 25 24 23 22 21 20
67 66 65 64 63 62 61 60 59 58 57 56 55 54 53 52 51 50 49 48 47 46 45 44

NU2
White

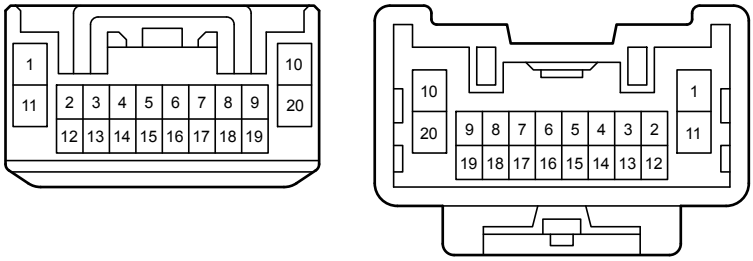

TN1
White

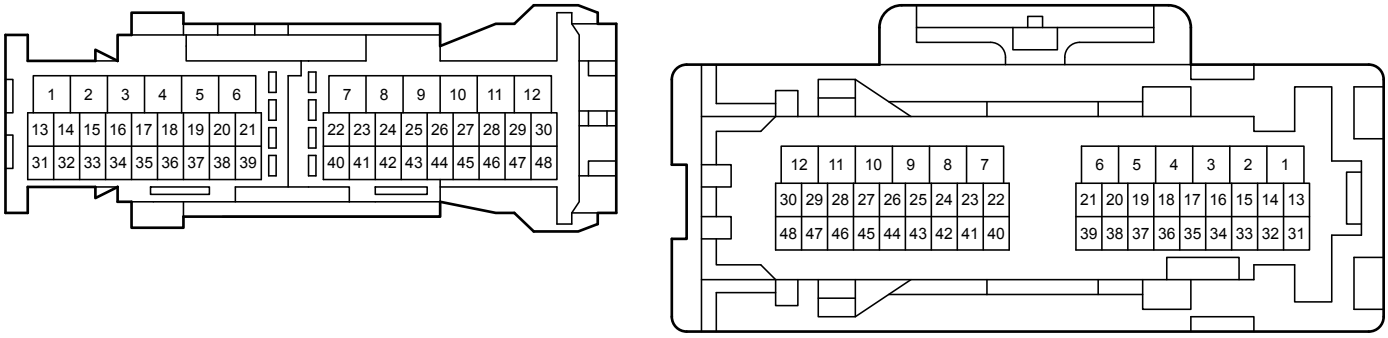

TU1
White

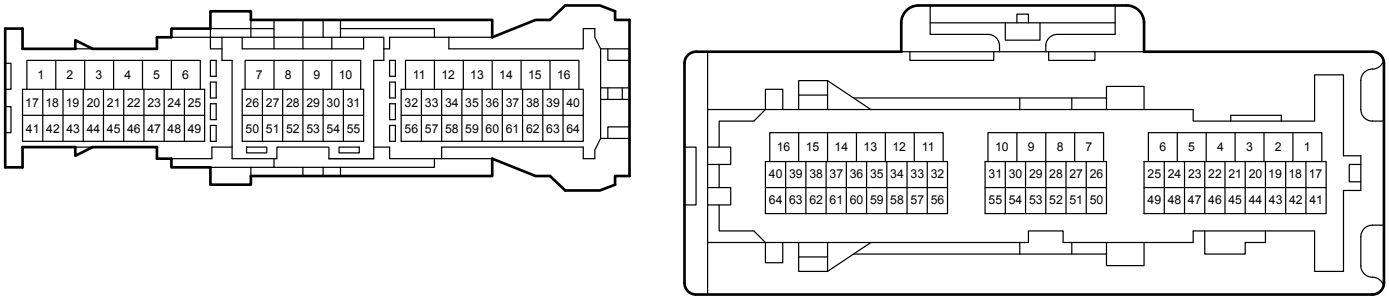

UT1
White

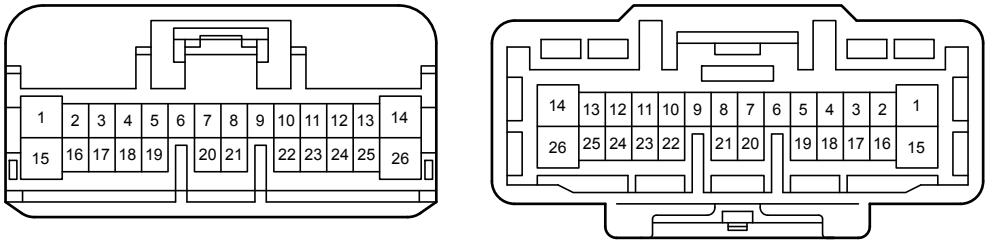

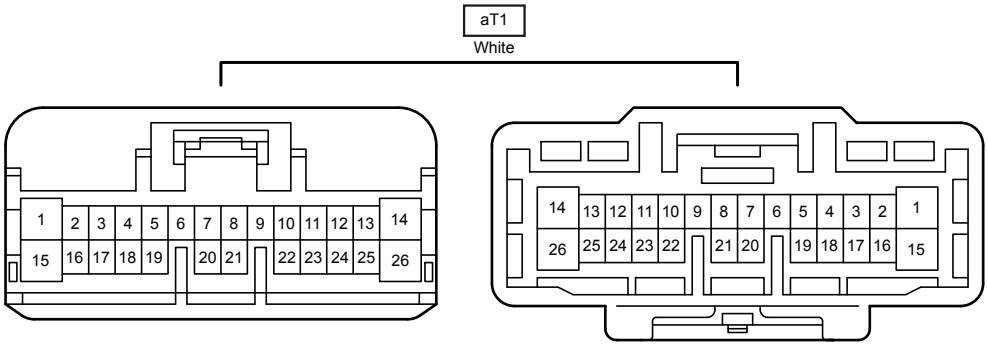
aT1
White
1 2 3 4 5 6 7 8 9 10 11 12 13 14
15 16 17 18 19 20 21 22 23 24 25 26
14 13 12 11 10 9 8 7 6 5 4 3 2 1
26 25 24 23 22 21 20 19 18 17 16 15