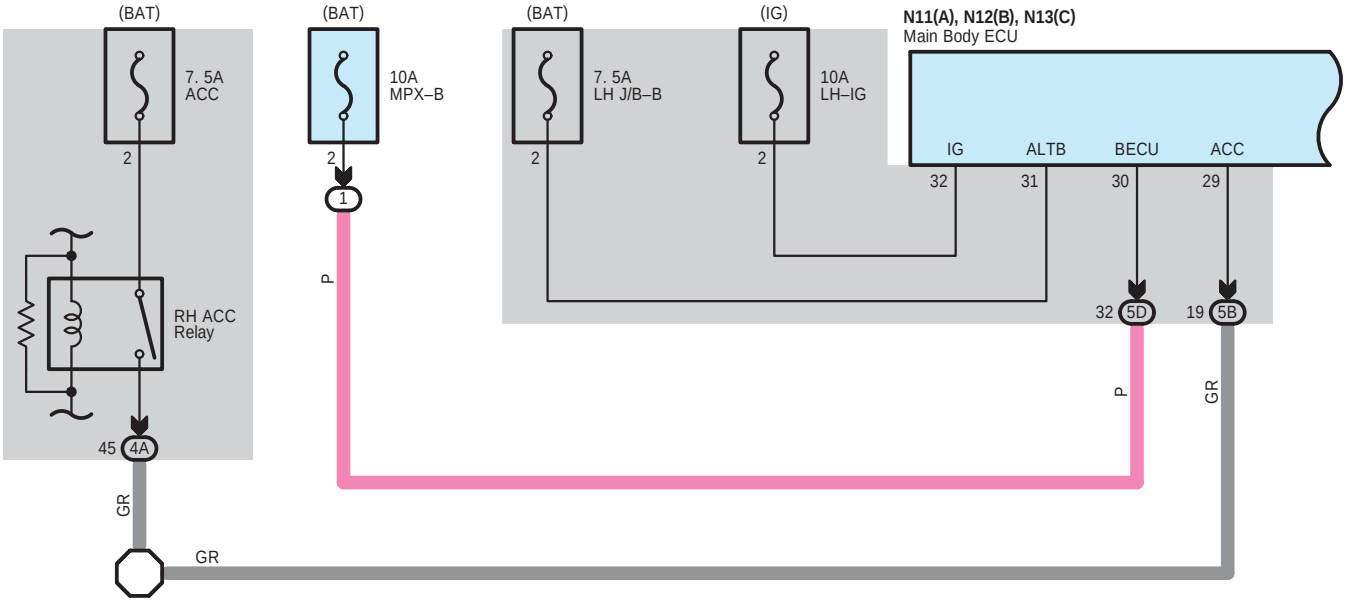
(BAT)
7. 5A
ACC
2
RH ACC
Relay
45
4A
GR
GR
(BAT)
10A
MPX–B
2
1
P
(BAT)
7. 5A
LH J/B–B
2
(IG)
10A
LH–IG
2
N11(A), N12(B), N13(C)
Main Body ECU
IG
ALTB
BECU
ACC
32
31
30
29
32
5D
19
5B
P
GR

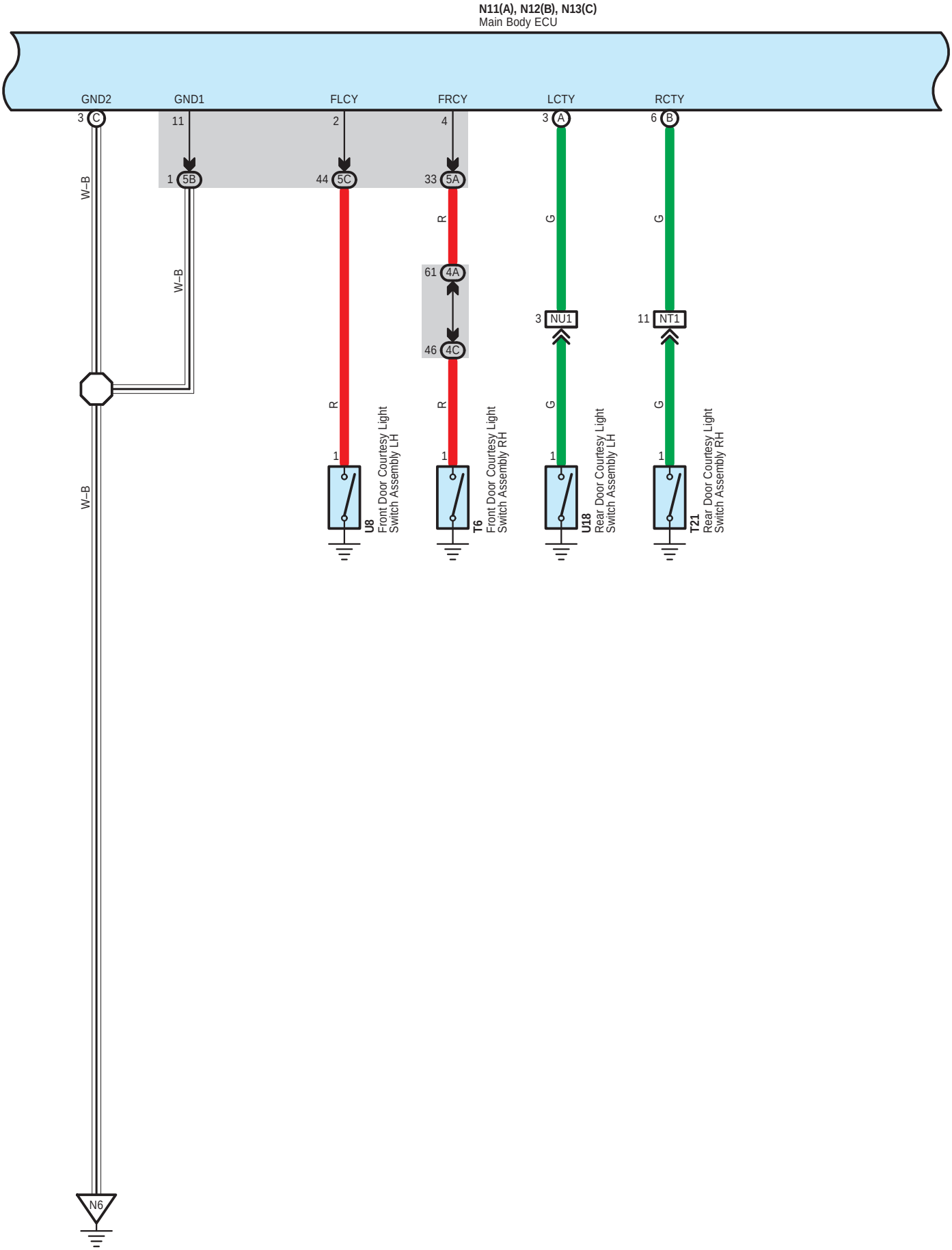
N11(A), N12(B), N13(C)
Main Body ECU
GND2
GND1
FLCY
FRCY
LCTY
RCTY
3 C
11
1 5B
2
44 5C
4
33 5A
3 A
6 B
W–B
W–B
W–B
R
R
G
G
61 4A
46 4C
3 NU1
11 NT1
R
R
G
G
1
1
1
1
U8
Front Door Courtesy Light
Switch Assembly LH
T6
Front Door Courtesy Light
Switch Assembly RH
U18
Rear Door Courtesy Light
Switch Assembly LH
T21
Rear Door Courtesy Light
Switch Assembly RH
N6

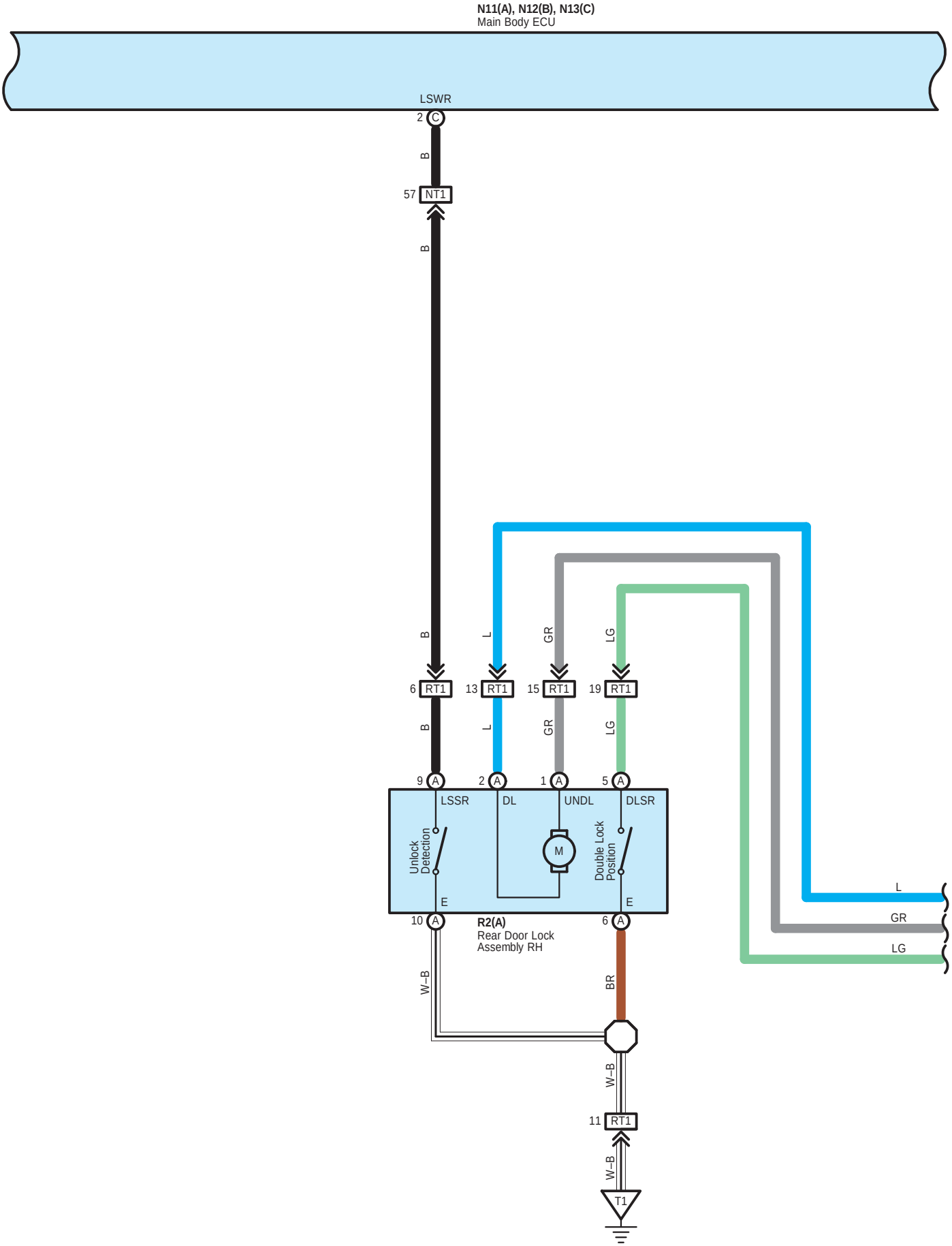
N11(A), N12(B), N13(C)
Main Body ECU
LSWR
2 C
B
57 NT1
B
B
L
GR
LG
6 RT1
13 RT1
15 RT1
19 RT1
B
L
GR
LG
9 A
2 A
1 A
5 A
LSSR
DL
UNDL
DLSR
Unlock Detection
M
Double Lock Position
E
E
10 A
R2(A)
Rear Door Lock Assembly RH
6 A
W–B
BR
W–B
11 RT1
W–B
T1
L
GR
LG

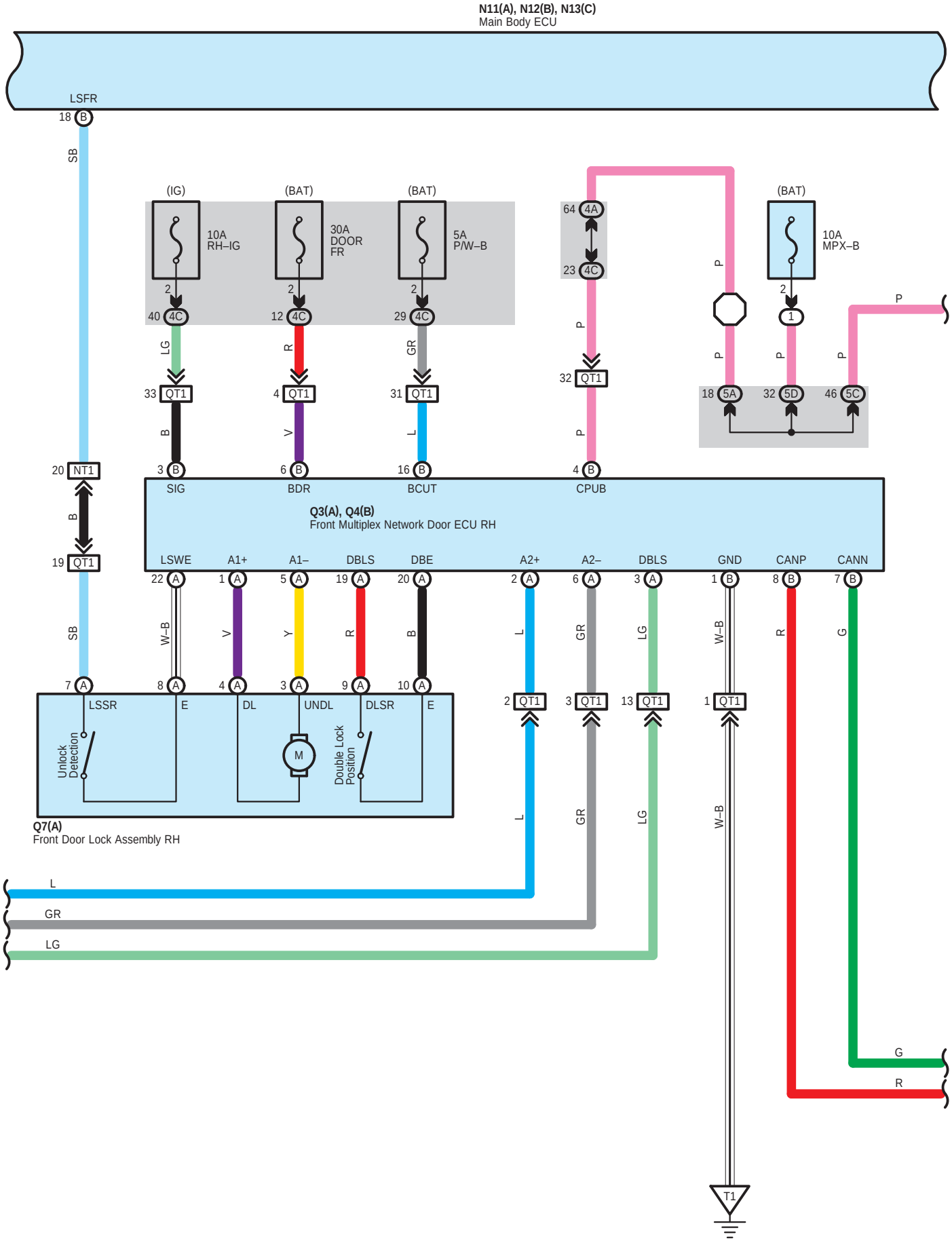
N11(A), N12(B), N13(C)
Main Body ECU
LSFR
18 B
SB
(IG)
10A
RH–IG
(BAT)
30A
DOOR
FR
(BAT)
5A
P/W–B
64 4A
23 4C
(BAT)
10A
MPX–B
2
40 4C
12 4C
29 4C
LG
R
GR
P
33 QT1
4 QT1
31 QT1
32 QT1
B
V
L
P
18 5A
32 5D
46 5C
20 NT1
3 B
6 B
16 B
4 B
SIG
BDR
BCUT
CPUB
Q3(A), Q4(B)
Front Multiplex Network Door ECU RH
19 QT1
LSWE
A1+
A1–
DBLS
DBE
A2+
A2–
DBLS
GND
CANP
CANN
22 A
1 A
5 A
19 A
20 A
2 A
6 A
3 A
1 B
8 B
7 B
W–B
Y
1 QT1
7 A
8 A
4 A
3 A
9 A
10 A
LSSR
E
DL
UNDL
DLSR
E
2 QT1
3 QT1
13 QT1
Unlock Detection
M
Double Lock Position
Q7(A)
Front Door Lock Assembly RH
T1

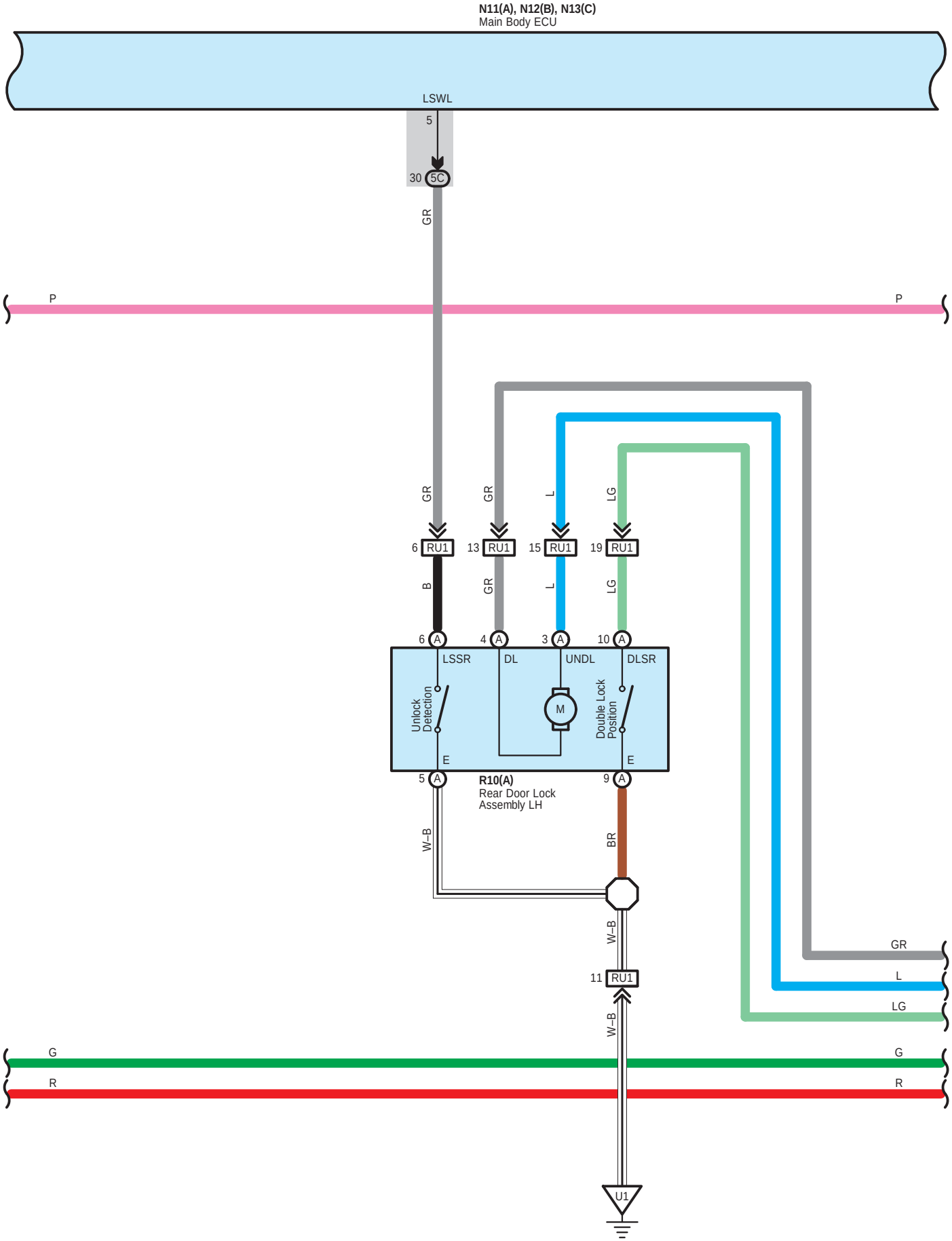
N11(A), N12(B), N13(C)
Main Body ECU
LSWL
5
30
5C
GR
P
P
GR
GR
L
LG
6
RU1
13
RU1
15
RU1
19
RU1
B
GR
L
LG
6
A
4
A
3
A
10
A
LSSR
DL
UNDL
DLSR
Unlock Detection
M
Double Lock Position
E
E
5
A
R10(A)
Rear Door Lock Assembly LH
9
A
W–B
BR
W–B
11
RU1
W–B
GR
L
LG
G
G
R
R
U1

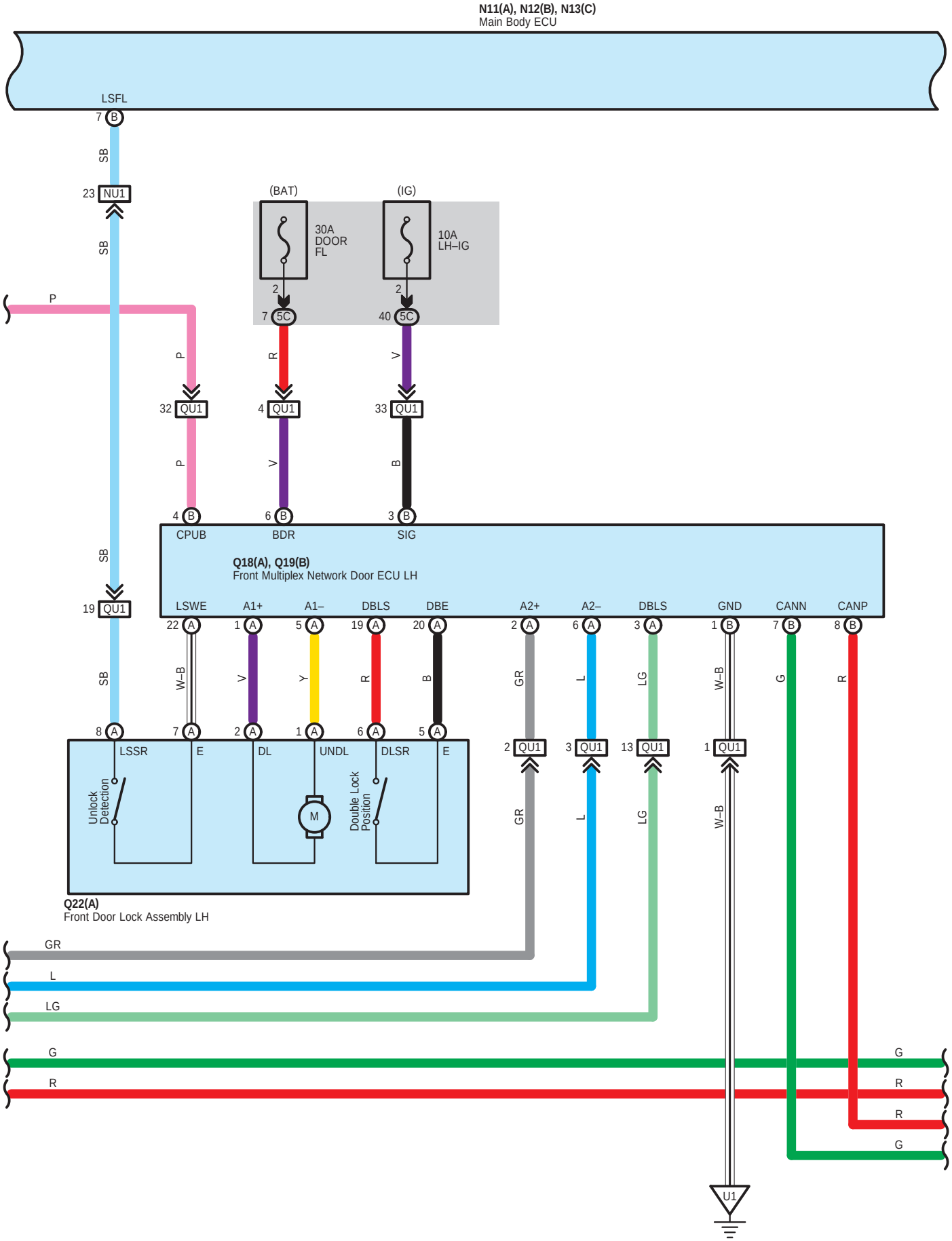
N11(A), N12(B), N13(C)
Main Body ECU
LSFL
7 B
SB
23 NU1
SB
(BAT)
(IG)
30A
DOOR
FL
10A
LH–IG
2
7 5C
2
40 5C
P
P
R
V
32 QU1
4 QU1
33 QU1
P
V
B
4 B
6 B
3 B
CPUB
BDR
SIG
SB
Q18(A), Q19(B)
Front Multiplex Network Door ECU LH
19 QU1
LSWE
A1+
A1–
DBLS
DBE
A2+
A2–
DBLS
GND
CANN
CANP
22 A
1 A
5 A
19 A
20 A
2 A
6 A
3 A
1 B
7 B
8 B
SB
W–B
V
Y
R
B
GR
L
LG
W–B
G
R
8 A
7 A
2 A
1 A
6 A
5 A
LSSR
E
DL
UNDL
DLSR
E
2 QU1
3 QU1
13 QU1
1 QU1
Unlock
Detection
M
Double Lock
Position
GR
L
LG
W–B
Q22(A)
Front Door Lock Assembly LH
GR
L
LG
G
R
G
R
R
G
U1

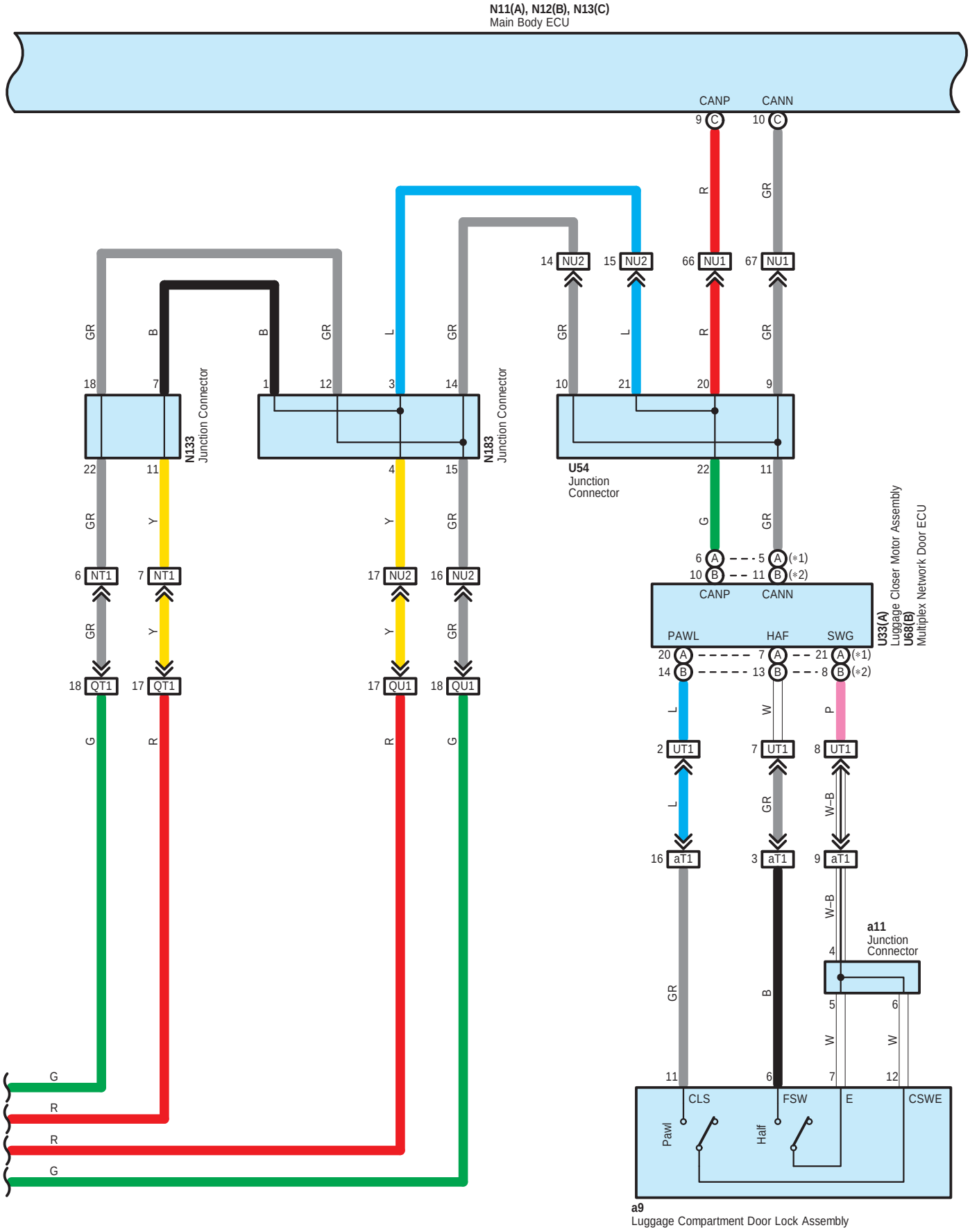
N11(A), N12(B), N13(C)
Main Body ECU
CANP
CANN
9 C
10 C
R
GR
14 NU2
15 NU2
66 NU1
67 NU1
GR
B
B
GR
L
GR
GR
L
R
GR
18
7
1
12
3
14
10
21
20
9
N133
Junction Connector
N183
Junction Connector
U54
Junction
Connector
22
11
4
15
22
11
GR
Y
Y
GR
G
GR
6 NT1
7 NT1
17 NU2
16 NU2
6 A
5 A (*1)
10 B
11 B (*2)
CANP
CANN
U33(A)
Luggage Closer Motor Assembly
U68(B)
Multiplex Network Door ECU
PAWL
HAF
SWG
20 A
7 A
21 A (*1)
14 B
13 B
8 B (*2)
GR
Y
Y
GR
18 QT1
17 QT1
17 QU1
18 QU1
G
R
R
G
L
W
P
2 UT1
7 UT1
8 UT1
L
GR
W–B
16 aT1
3 aT1
9 aT1
W–B
a11
Junction
Connector
4
GR
B
5
6
W
W
11
6
7
12
CLS
FSW
E
CSWE
Pawl
Half
G
R
R
G
a9
Luggage Compartment Door Lock Assembly

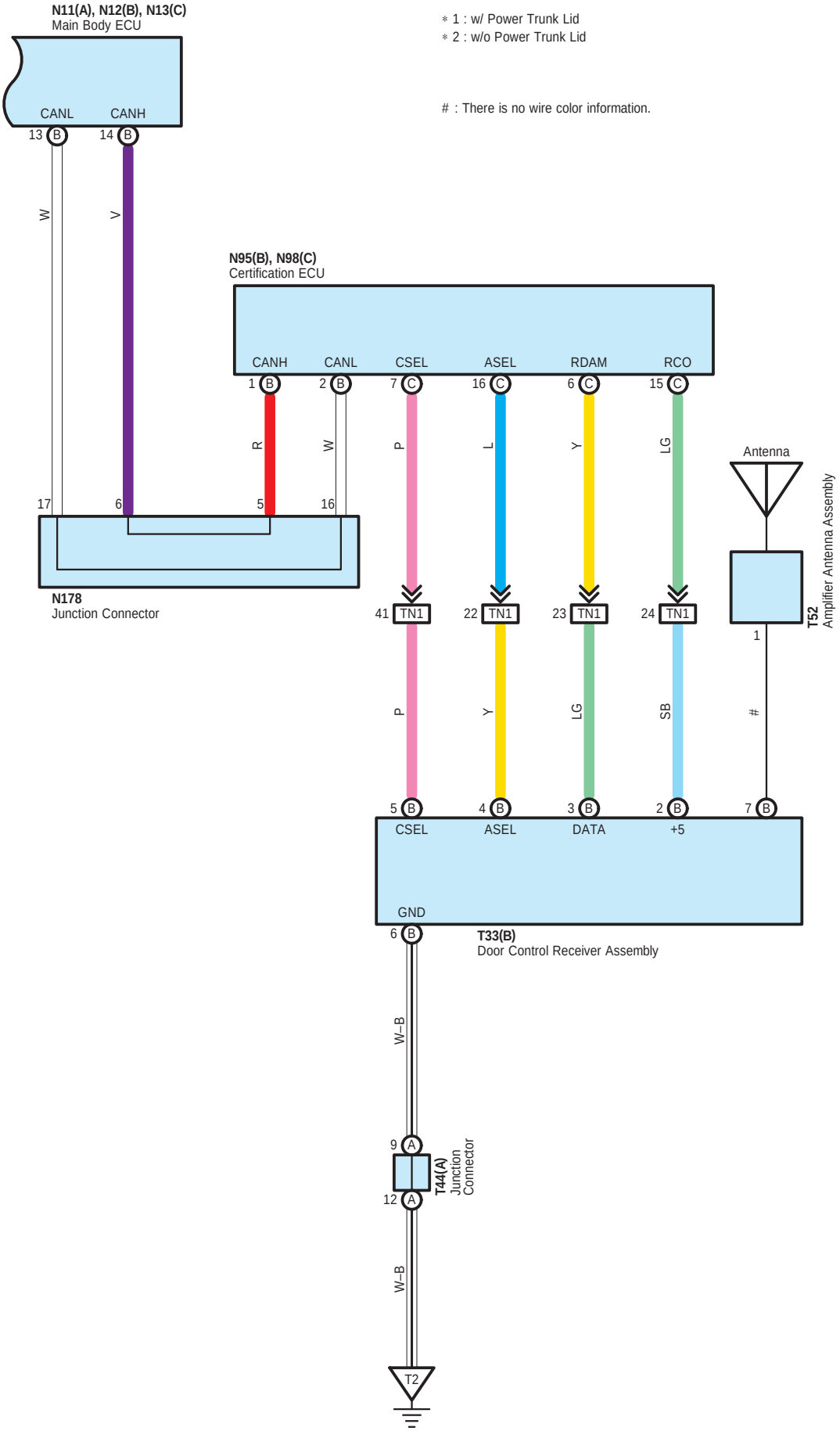

∗ 1 : w/ Power Trunk Lid
∗ 2 : w/o Power Trunk Lid

: There is no wire color information.

N 11
White

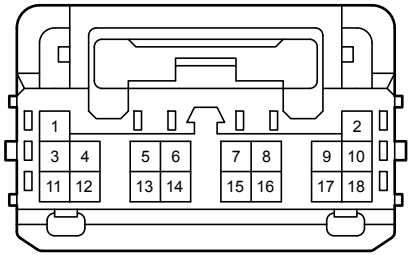

N 12
White

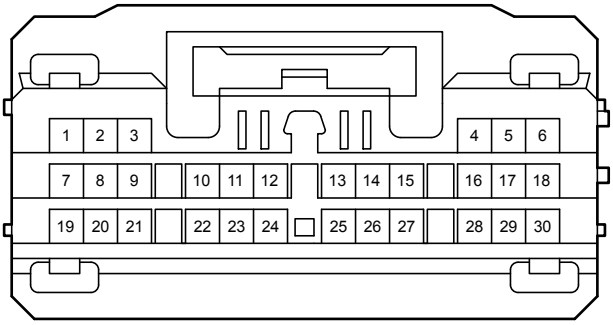

N 13
White

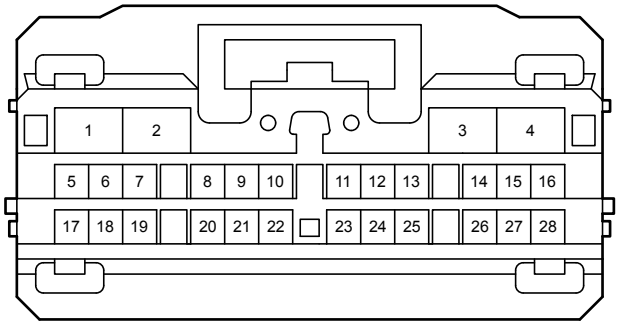

N 95
White

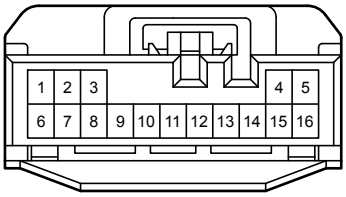

N 98
White

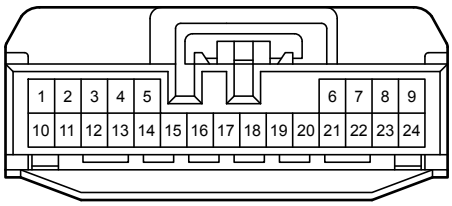

N133
Black

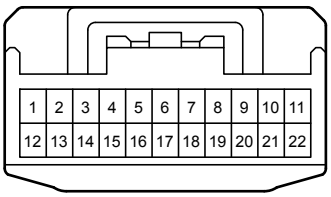

N178
Gray

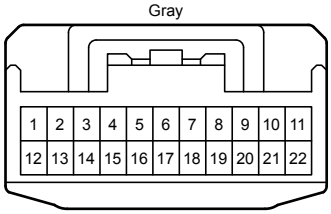

N183
Blue

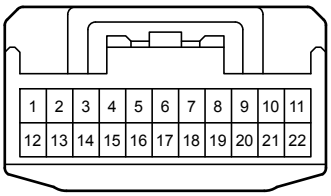

Q 3
White

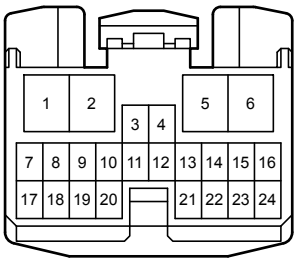

Q 4
White

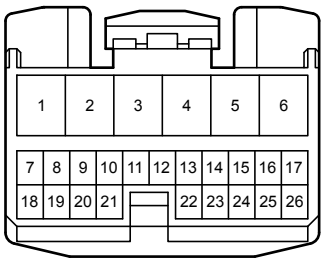

Q 7
White

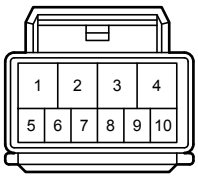

Q 18
White

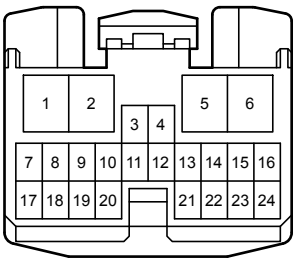

Q 19
White

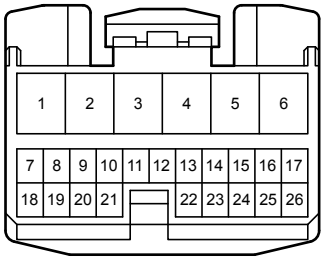

Q 22
White

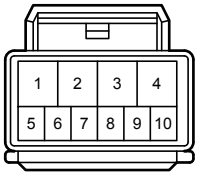

R 2
White

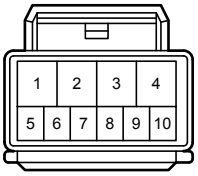

R 10
White

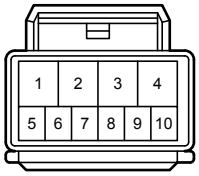

T 6
Black

T 21
Black

T 33
White

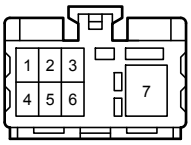

T 44
Blue



T 52
Gray

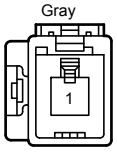

U 8
Black

U 18
Black

U 33
White

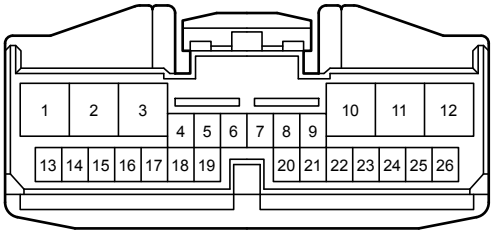

U 54
Blue

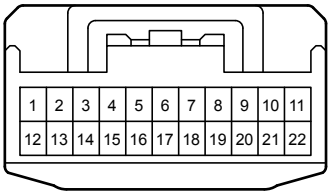

U 68
Black

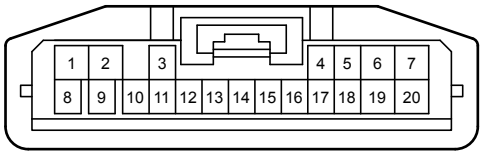

a 9
White

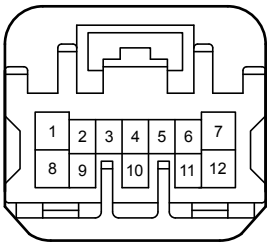

a 11
White

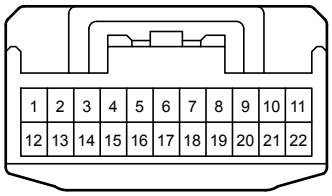

4A
White

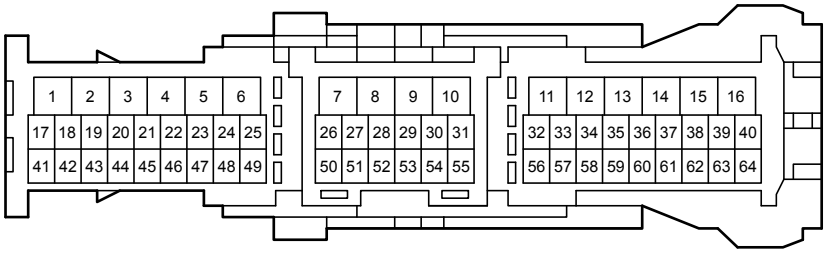

4C
White

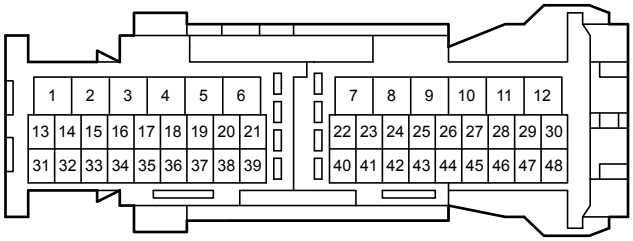

5A
White

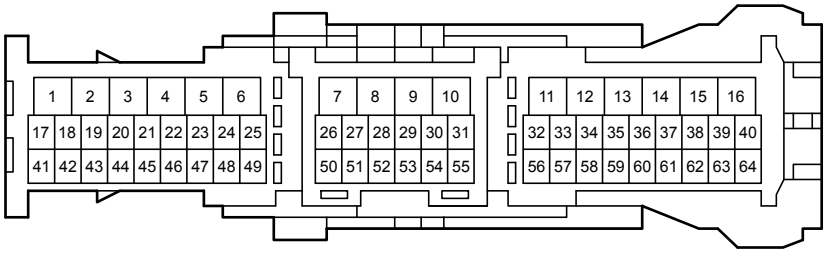

5B
White

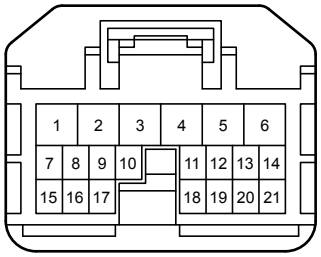

5C
White

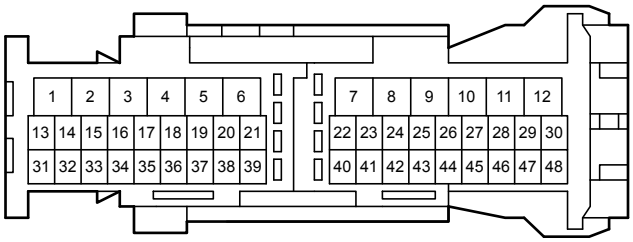

5D
White

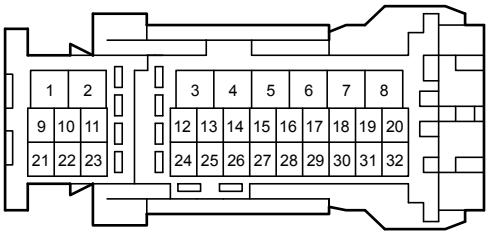

NT1
White

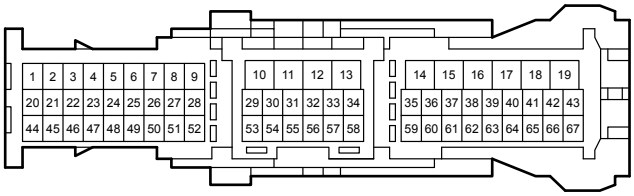

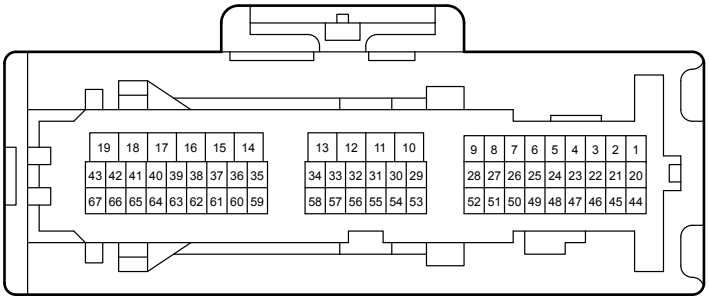

NU1
White

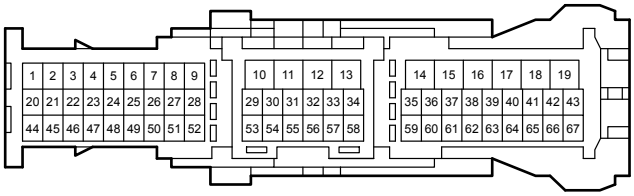

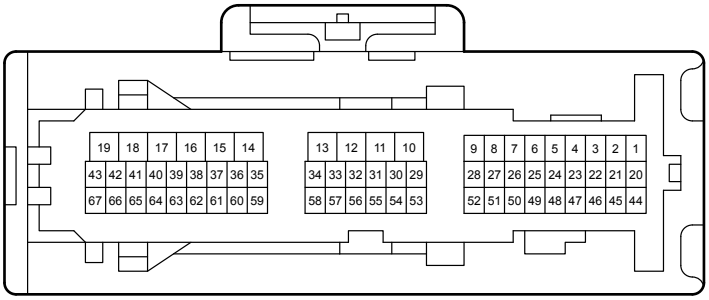

NU2
White

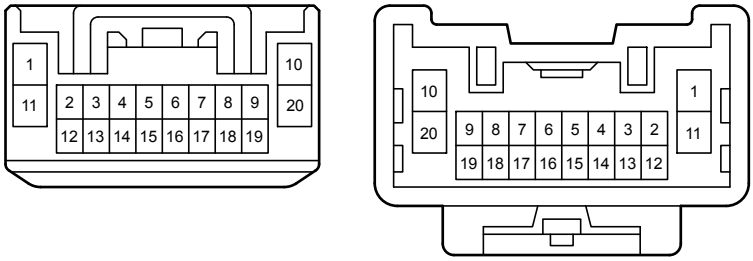

QT1
White

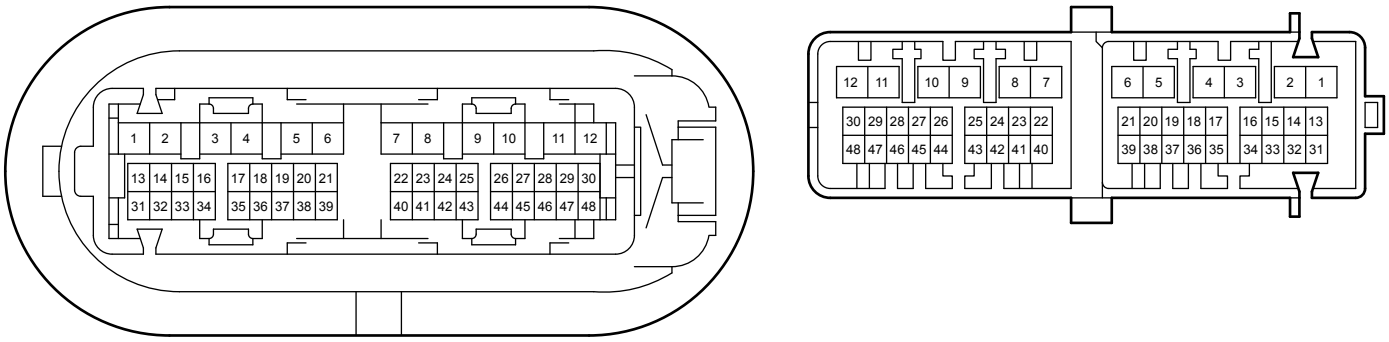

QU1
White

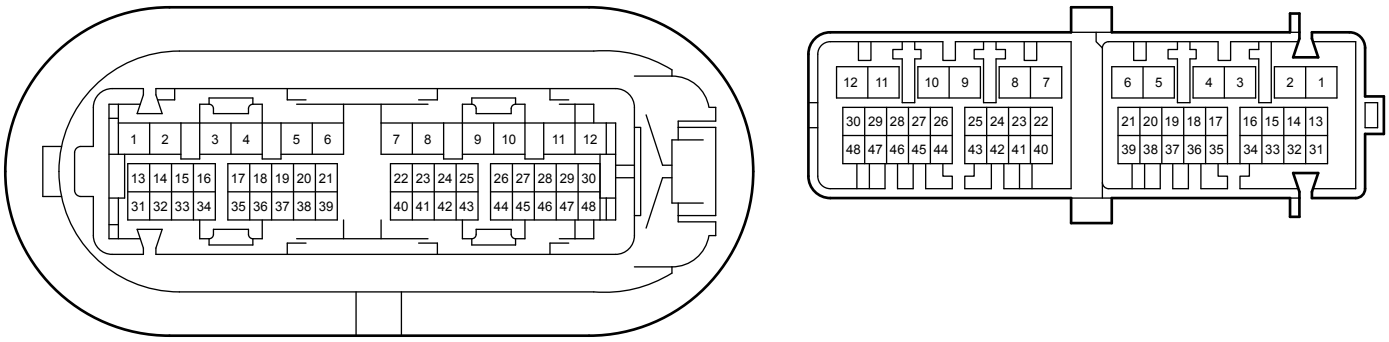

RT1
White

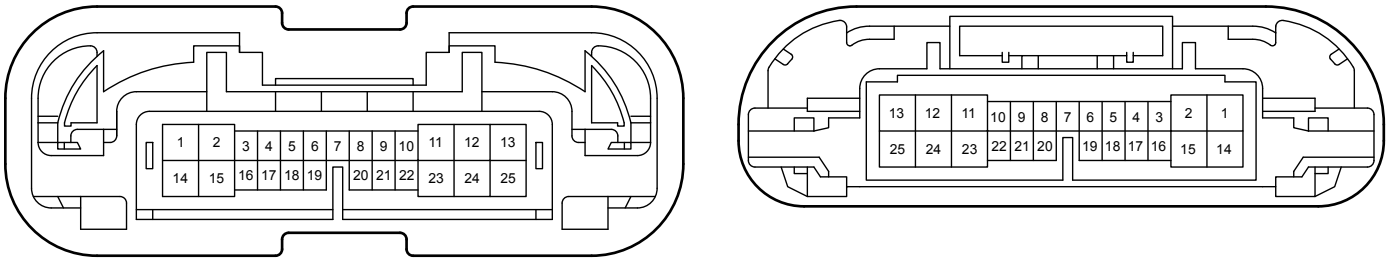

RU1
White

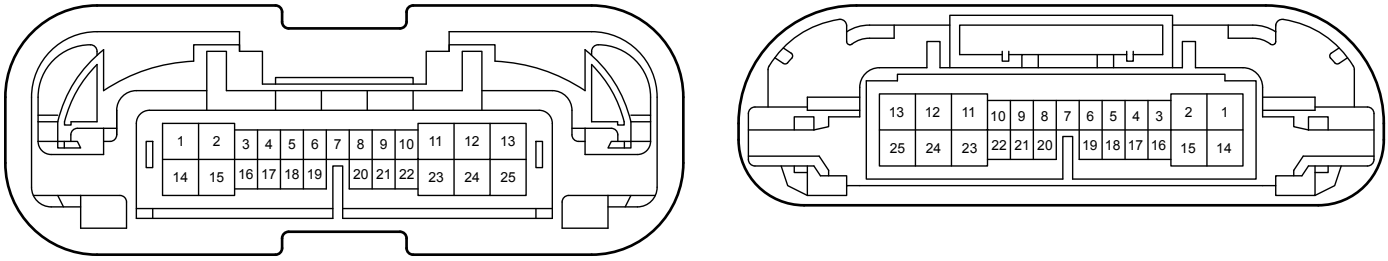

TN1
White

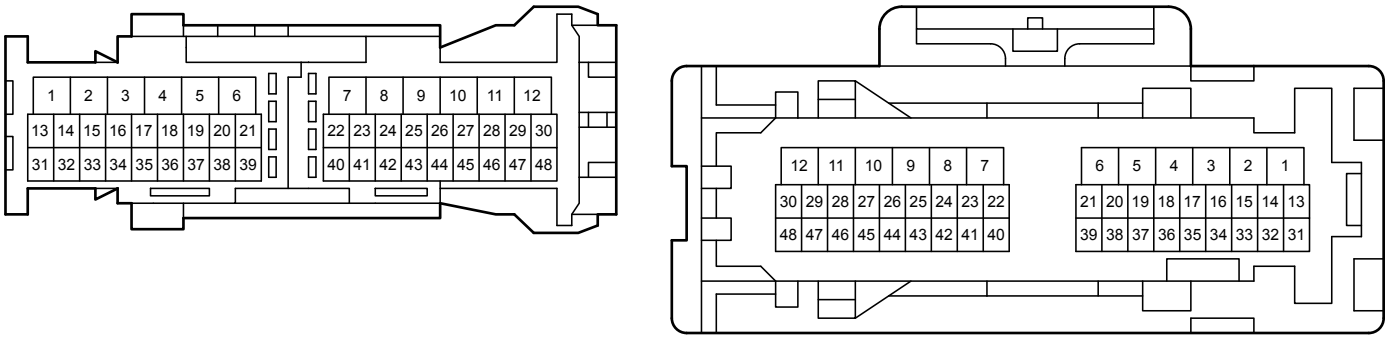

UT1
White

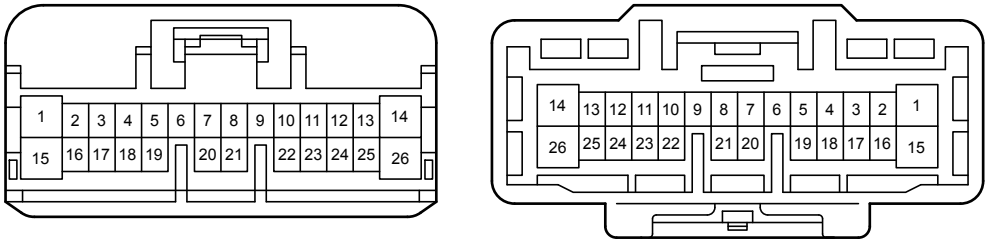
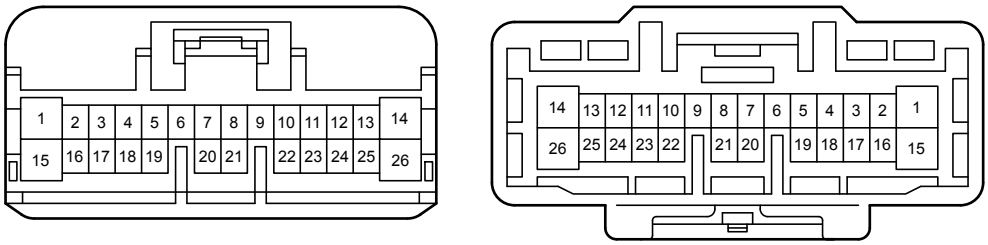
aT1
White