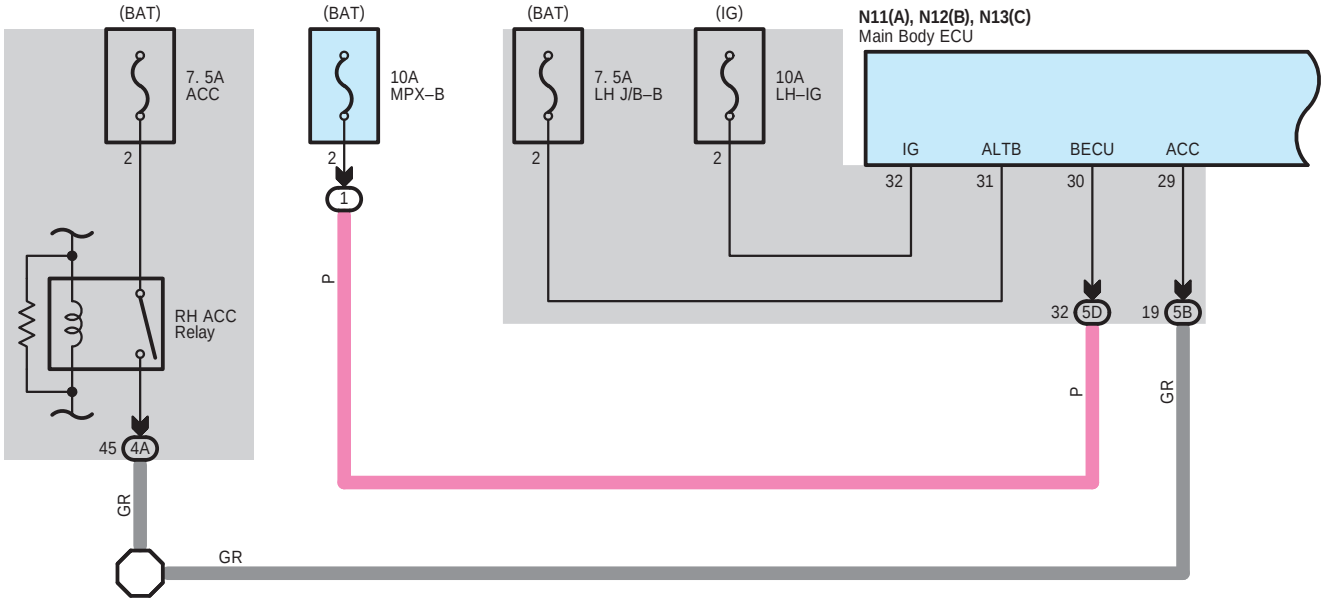
(BAT)
7. 5A
ACC
2
RH ACC
Relay
45
4A
GR
(BAT)
10A
MPX–B
2
1
P
(BAT)
7. 5A
LH J/B–B
2
(IG)
10A
LH–IG
2
N11(A), N12(B), N13(C)
Main Body ECU
IG
ALTB
BECU
ACC
32
31
30
29
32
5D
19
5B
P
GR
GR

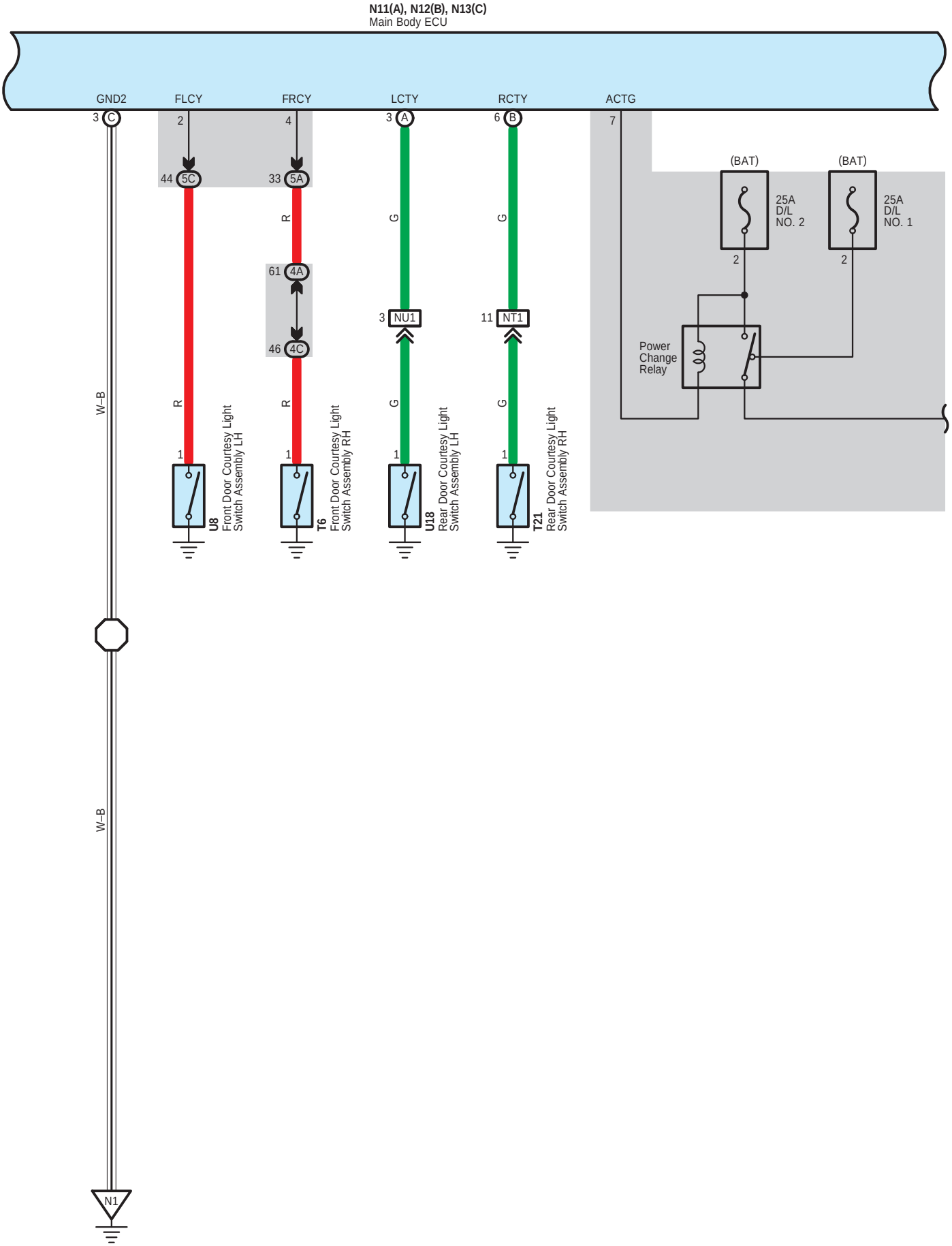
N11(A), N12(B), N13(C)
Main Body ECU
GND2
FLCY
FRCY
LCTY
RCTY
ACTG
3 C
2
44 5C
4
33 5A
61 4A
46 4C
3 A
3 NU1
6 B
11 NT1
7
R
G
W–B
1
U8
Front Door Courtesy Light Switch Assembly LH
T6
Front Door Courtesy Light Switch Assembly RH
U18
Rear Door Courtesy Light Switch Assembly LH
T21
Rear Door Courtesy Light Switch Assembly RH
(BAT)
25A D/L NO. 2
25A D/L NO. 1
Power Change Relay
N1

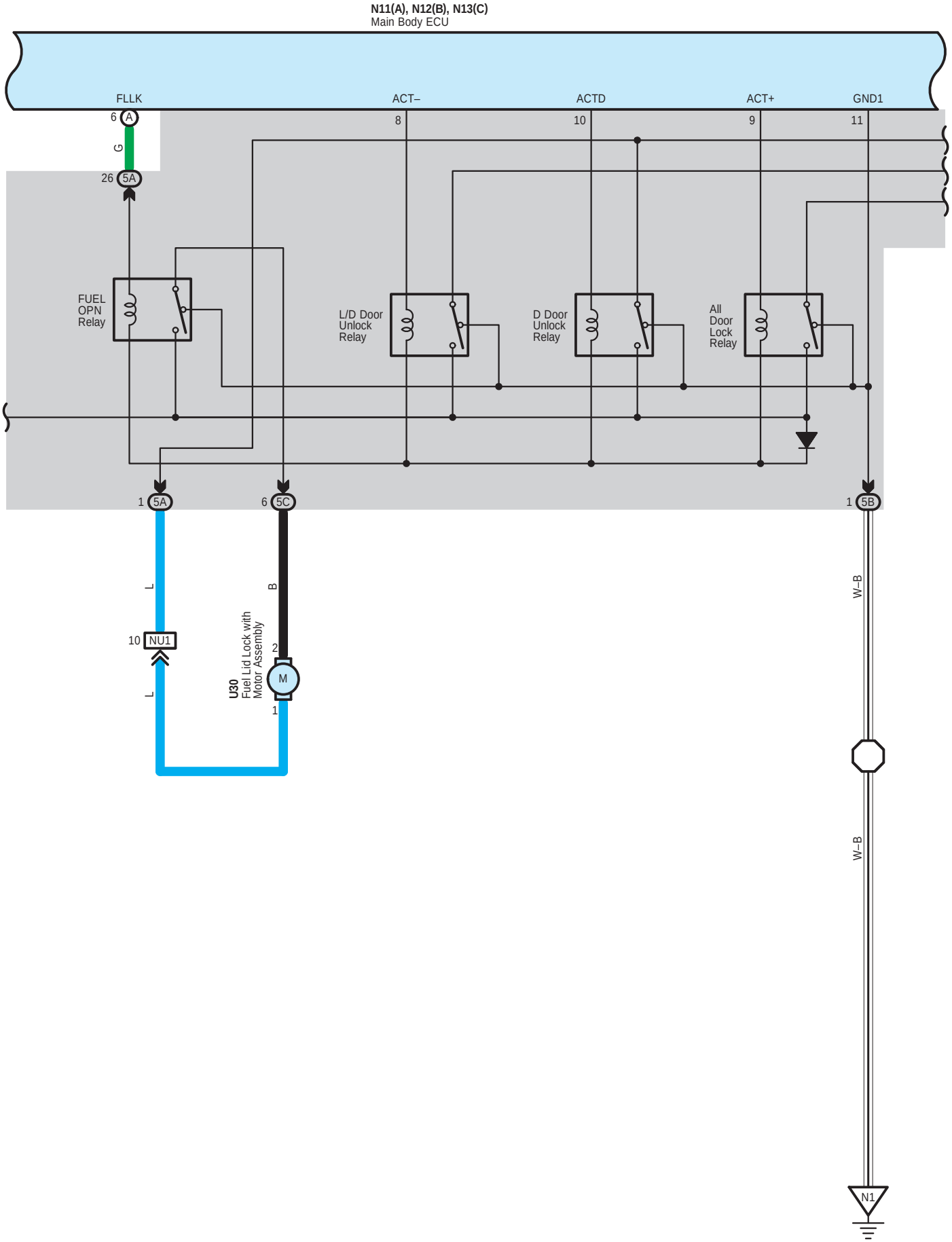
N11(A), N12(B), N13(C)
Main Body ECU
FLLK
ACT–
ACTD
ACT+
GND1
6 A
26 5A
8
10
9
11
G
FUEL OPN Relay
L/D Door Unlock Relay
D Door Unlock Relay
All Door Lock Relay
1 5A
6 5C
1 5B
L
B
W–B
10 NU1
U30
Fuel Lid Lock with Motor Assembly
2
1
M
N1

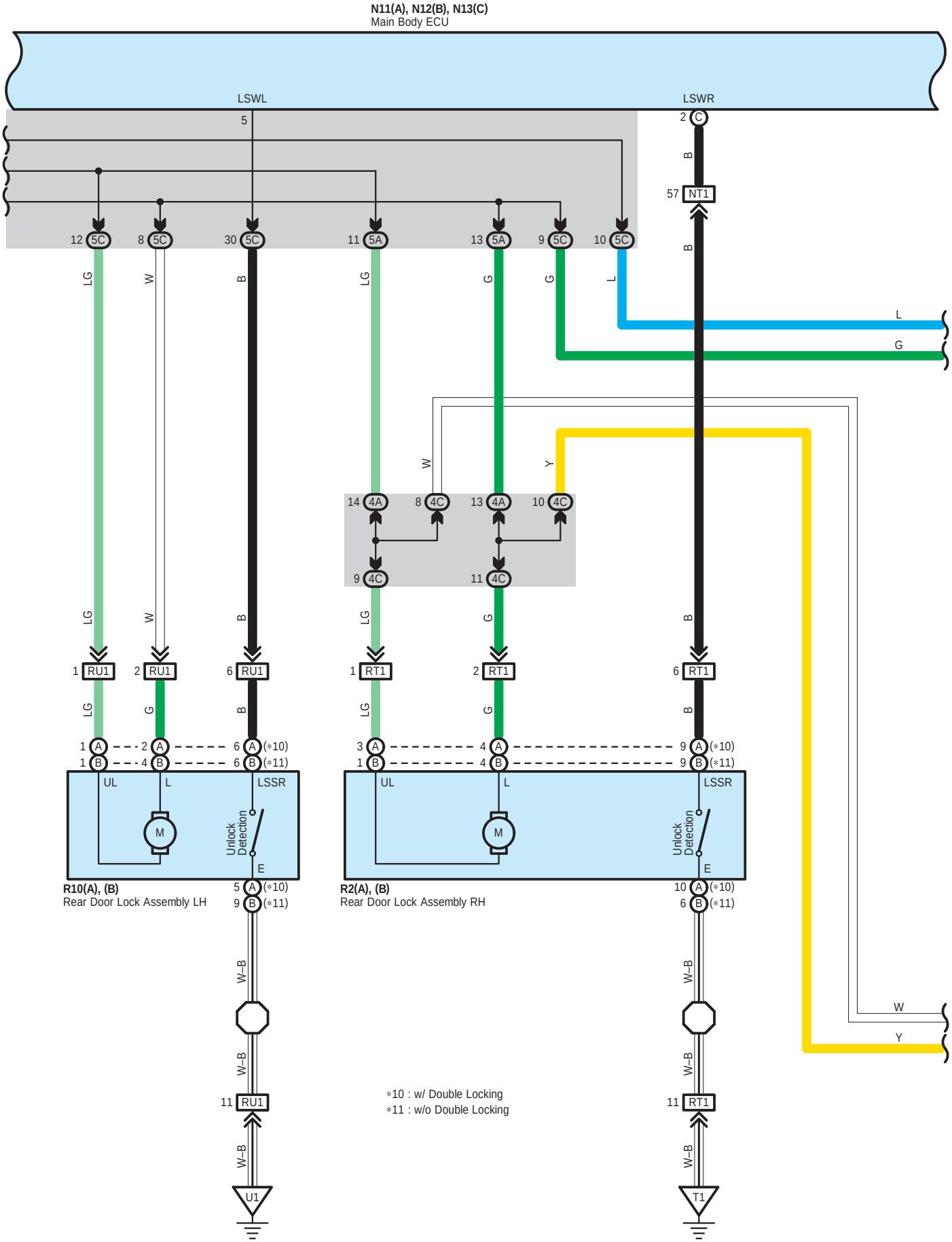
N11(A), N12(B), N13(C)
Main Body ECU
LSWL
LSWR
R10(A), (B)
Rear Door Lock Assembly LH
R2(A), (B)
Rear Door Lock Assembly RH
Unlock Detection
*10 : w/ Double Locking
*11 : w/o Double Locking

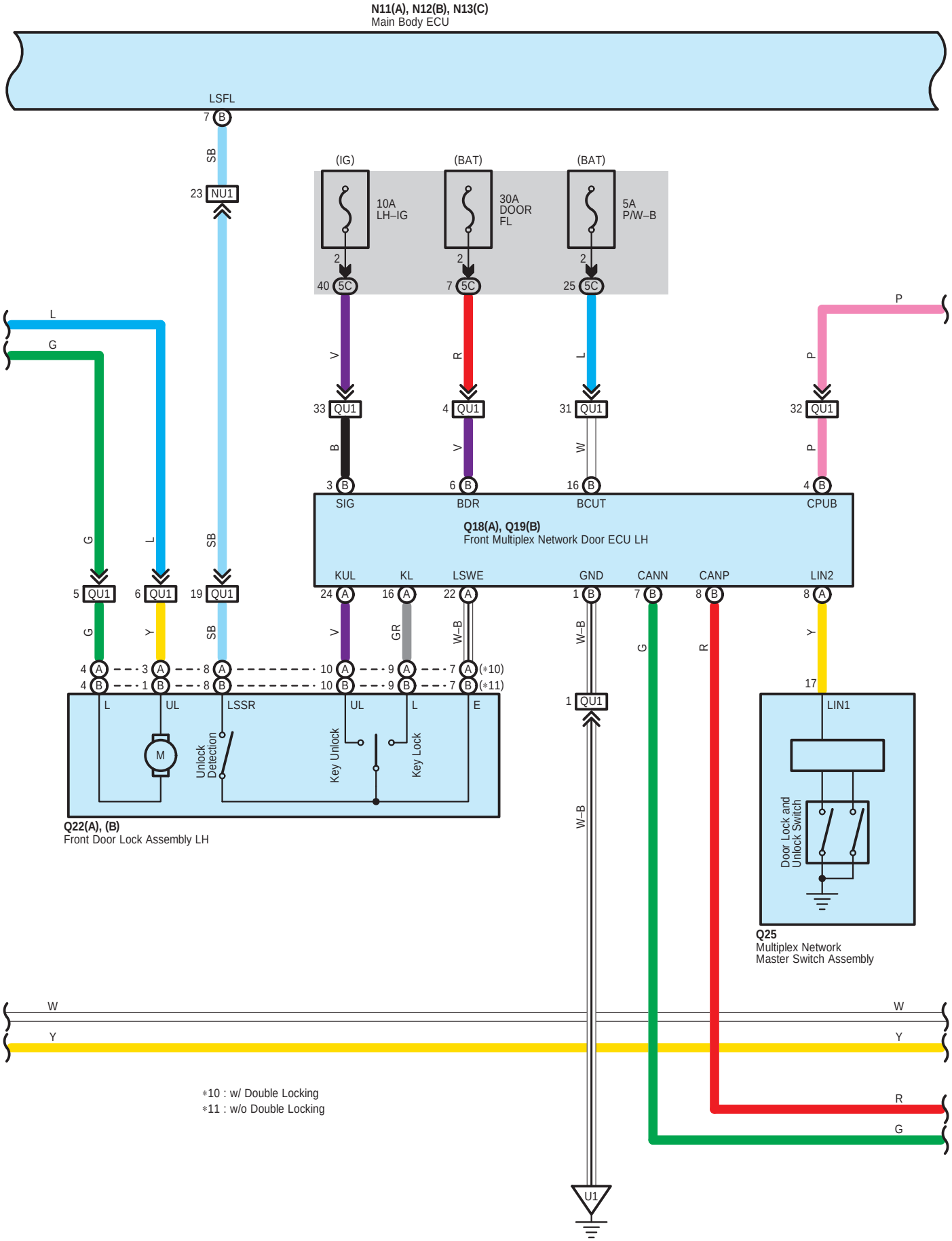

*10 : w/ Double Locking
*11 : w/o Double Locking

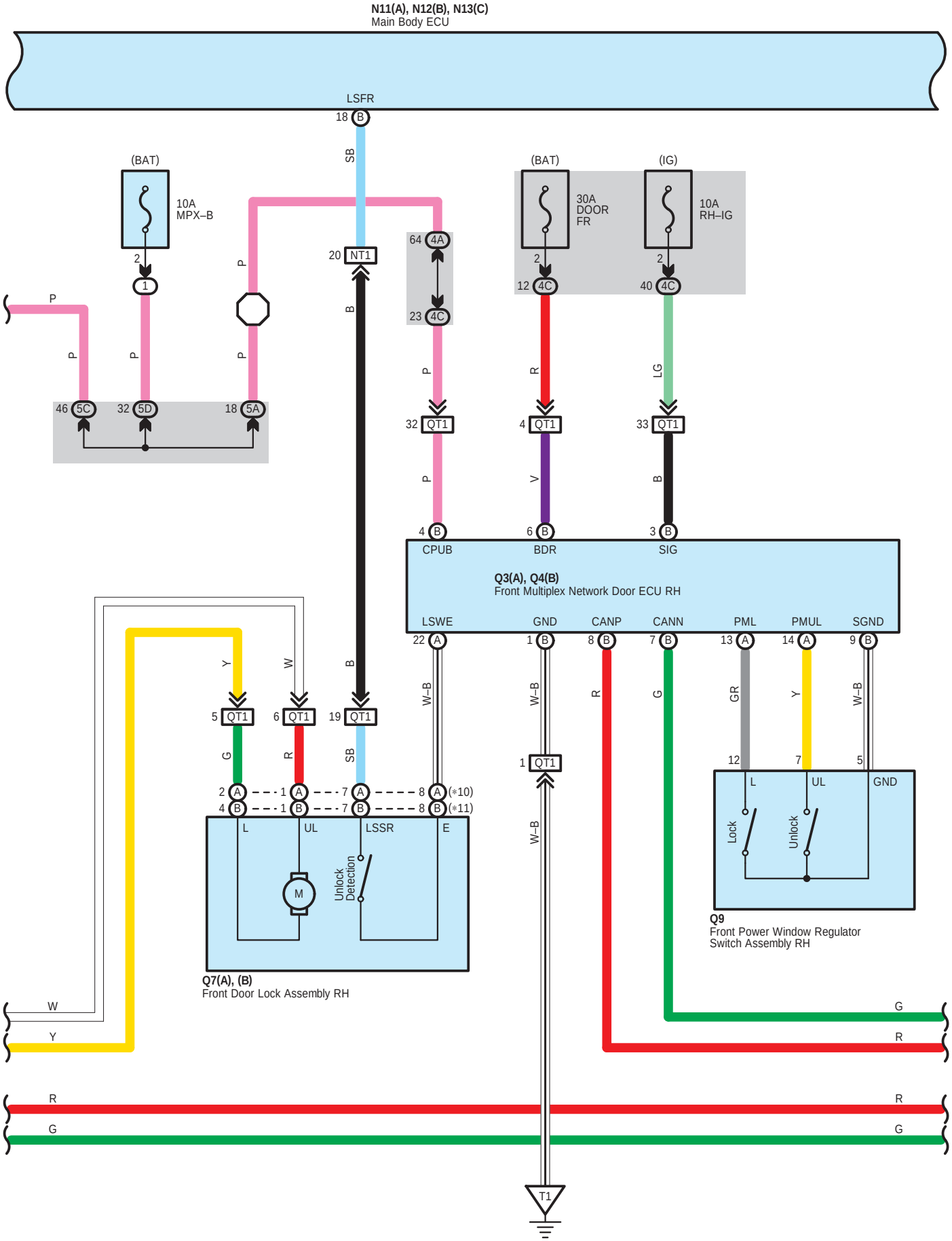
N11(A), N12(B), N13(C)
Main Body ECU
LSFR
18 B
SB
(BAT)
10A
MPX–B
2
1
P
P
P
P
P
46 5C
32 5D
18 5A
20 NT1
B
64 4A
23 4C
P
32 QT1
P
4 B
CPUB
(BAT)
30A
DOOR
FR
2
12 4C
R
4 QT1
V
6 B
BDR
(IG)
10A
RH–IG
2
40 4C
LG
33 QT1
B
3 B
SIG
Q3(A), Q4(B)
Front Multiplex Network Door ECU RH
LSWE
GND
CANP
CANN
PML
PMUL
SGND
22 A
1 B
8 B
7 B
13 A
14 A
9 B
W–B
W–B
R
G
GR
Y
W–B
Y
W
B
5 QT1
6 QT1
19 QT1
G
R
SB
1 QT1
W–B
12
7
5
2 A
4 B
1 A
1 B
7 A
7 B
8 A
8 B
(*10)
(*11)
L
UL
LSSR
E
M
Unlock
Detection
Q7(A), (B)
Front Door Lock Assembly RH
L
UL
GND
Lock
Unlock
Q9
Front Power Window Regulator
Switch Assembly RH
W
Y
G
R
R
G
R
G
T1

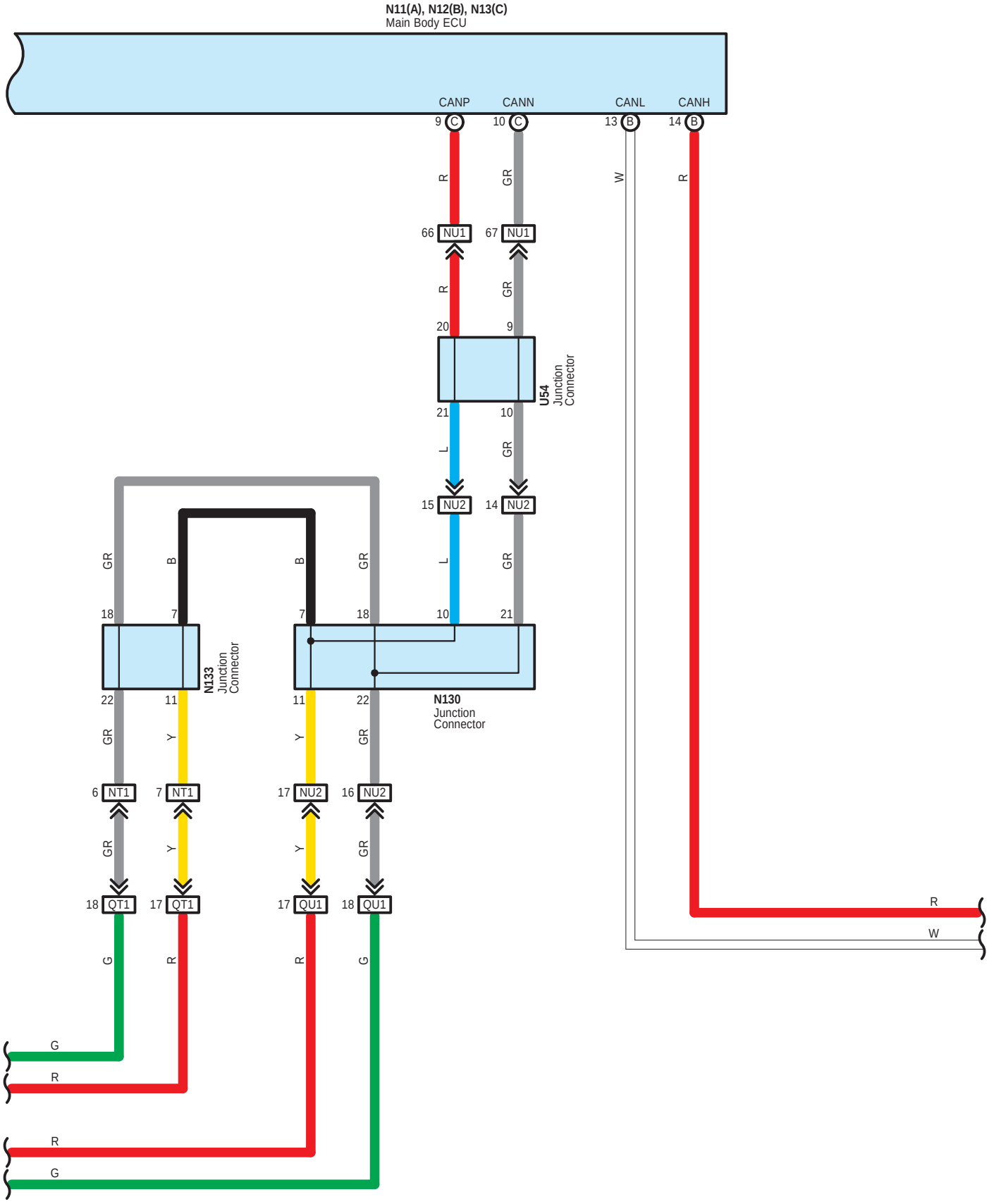
N11(A), N12(B), N13(C)
Main Body ECU
CANP
CANN
CANL
CANH
9 C
10 C
13 B
14 B
R
GR
W
R
66 NU1
67 NU1
R
GR
20
9
U54
Junction
Connector
21
10
L
GR
15 NU2
14 NU2
GR
B
B
GR
L
GR
18
7
7
18
10
21
N133
Junction
Connector
22
11
11
22
N130
Junction
Connector
GR
Y
Y
GR
6 NT1
7 NT1
17 NU2
16 NU2
GR
Y
Y
GR
18 QT1
17 QT1
17 QU1
18 QU1
G
R
R
G
R
W
G
R
R
G

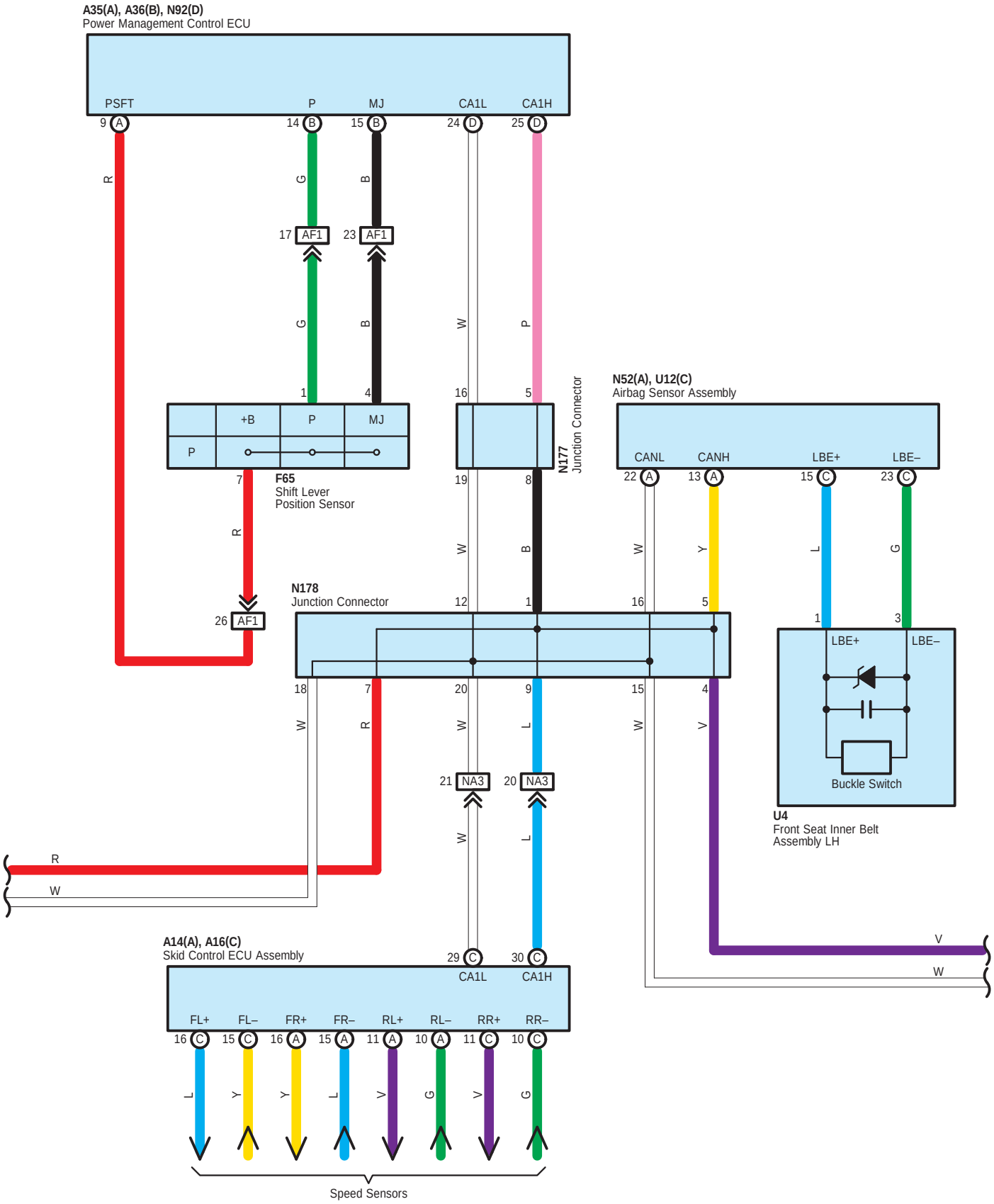
A35(A), A36(B), N92(D)
Power Management Control ECU
PSFT
P
MJ
CA1L
CA1H
9 A
14 B
15 B
24 D
25 D
R
G
B
17 AF1
23 AF1
G
B
W
P
1
4
16
5
+B
P
MJ
P
7
F65
Shift Lever
Position Sensor
R
26 AF1
N177
Junction Connector
19
8
W
B
N52(A), U12(C)
Airbag Sensor Assembly
CANL
CANH
LBE+
LBE–
22 A
13 A
15 C
23 C
W
Y
L
G
N178
Junction Connector
12
1
16
5
1
3
LBE+
LBE–
Buckle Switch
U4
Front Seat Inner Belt
Assembly LH
18
7
20
9
15
4
W
R
W
L
W
V
21 NA3
20 NA3
W
L
R
W
V
W
A14(A), A16(C)
Skid Control ECU Assembly
29 C
30 C
CA1L
CA1H
FL+
FL–
FR+
FR–
RL+
RL–
RR+
RR–
16 C
15 C
16 A
15 A
11 A
10 A
11 C
10 C
L
Y
Y
L
V
G
V
G
Speed Sensors

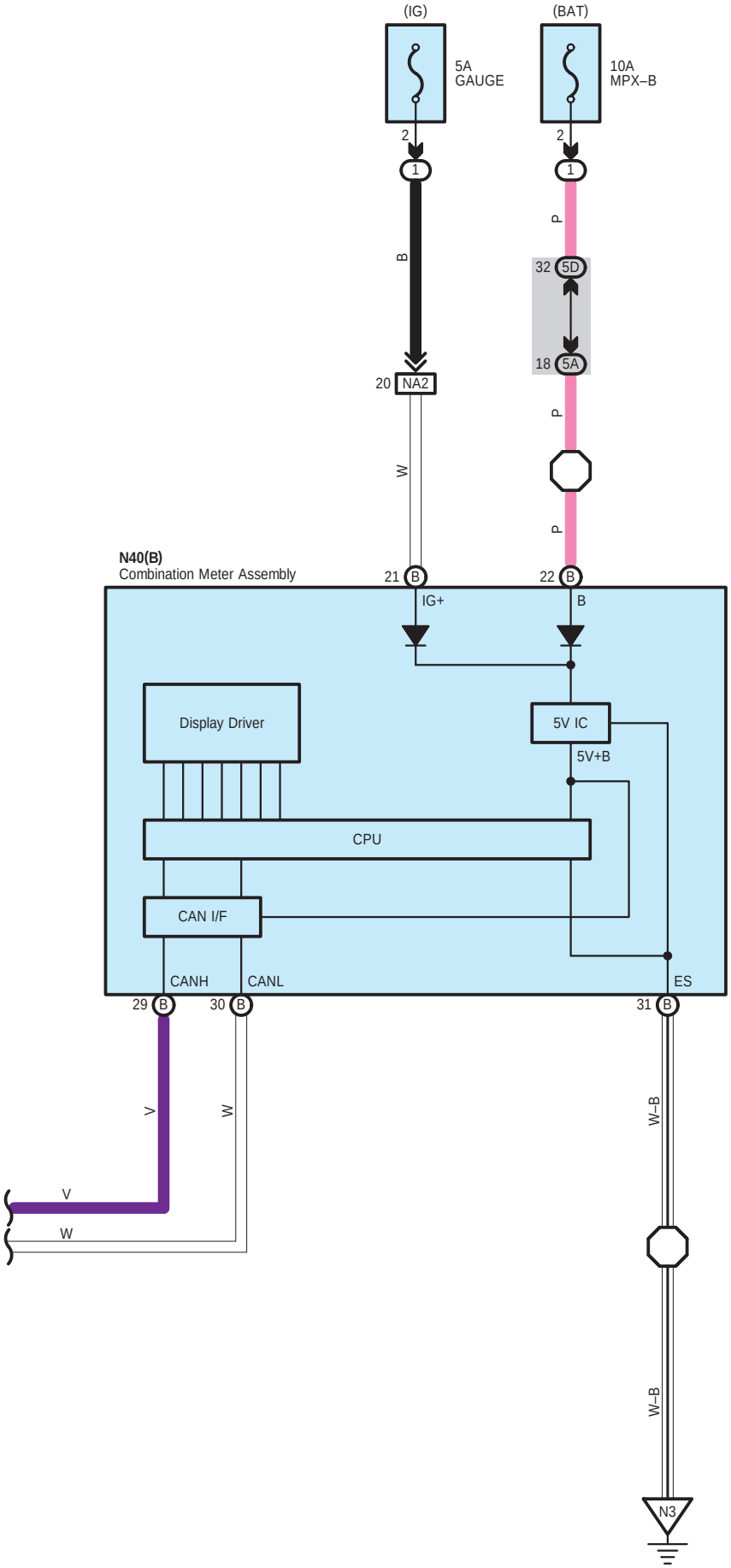
(IG)
(BAT)
5A
GAUGE
10A
MPX–B
2
1
B
20
NA2
W
P
32
5D
18
5A
N40(B)
Combination Meter Assembly
21
22
IG+
B
Display Driver
5V IC
5V+B
CPU
CAN I/F
CANH
CANL
ES
29
30
31
V
W
W–B
N3

A 14
Black

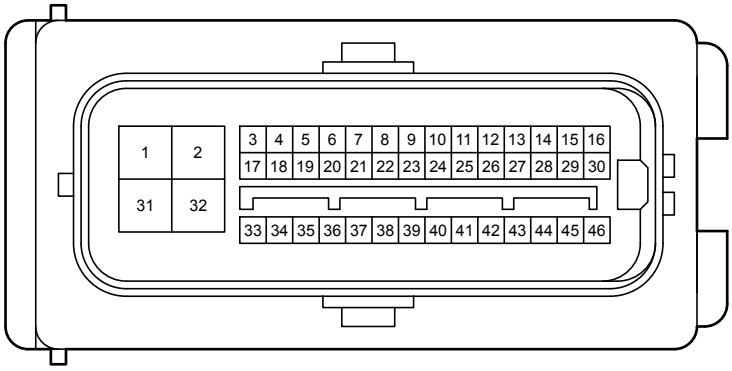

A 16
Gray

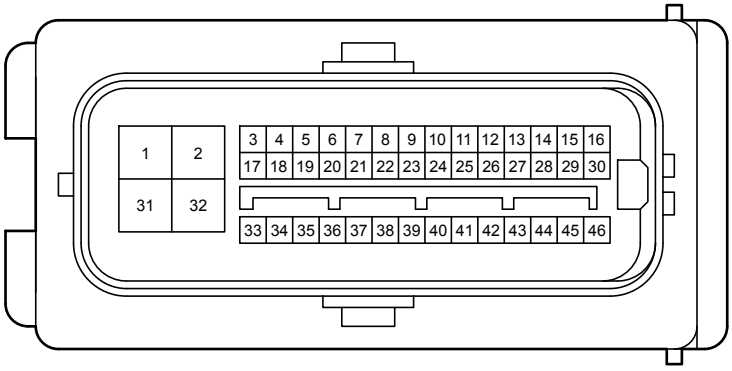

A 35
Gray

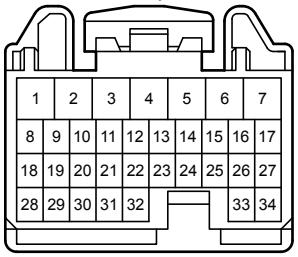

A 36
Gray

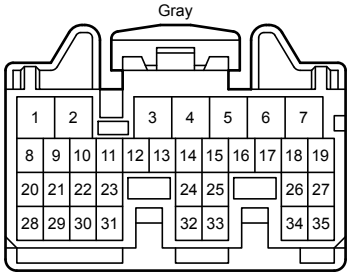

F 65
Gray

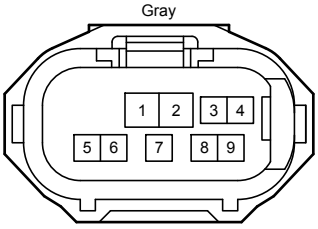

N 11
White

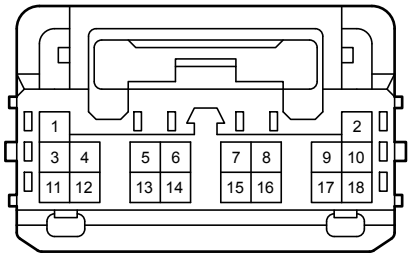

N 12
White

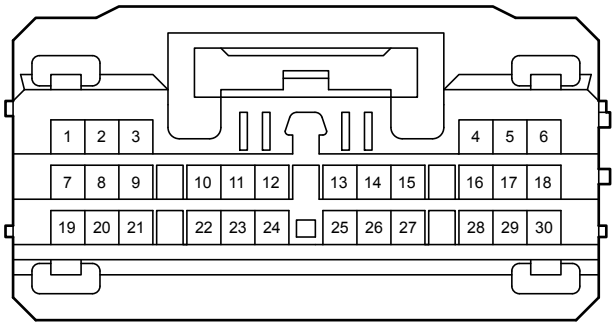

N 13
White

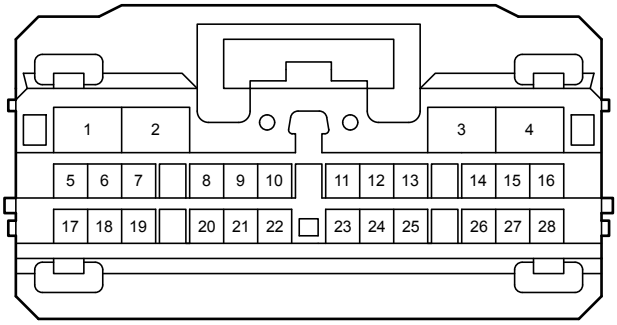

N 40
Black

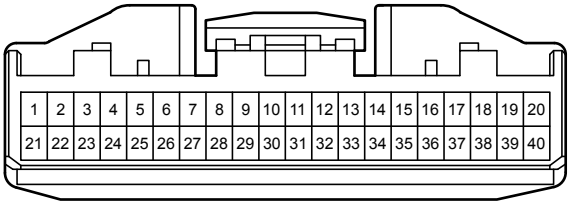

N 52
Yellow

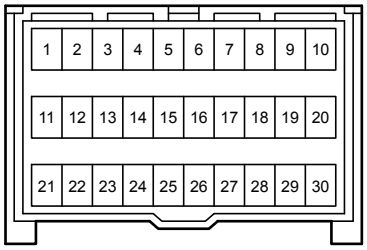

N 92
Gray

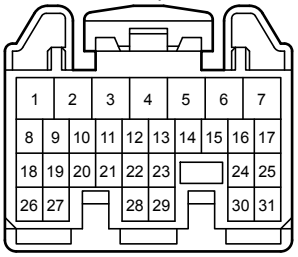

N130
Black

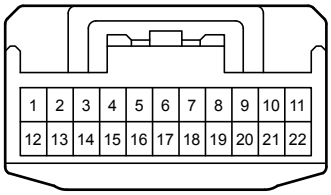

N133
Black

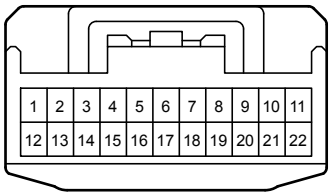

N177
Gray

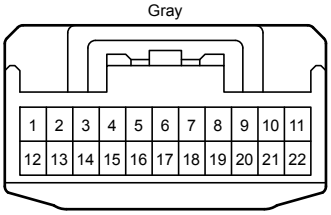

N178
Gray

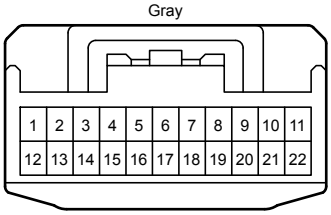

Q 3
White

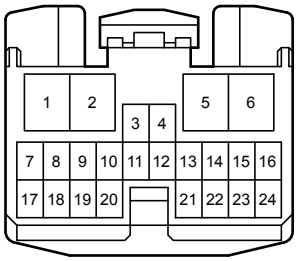

Q 4
White

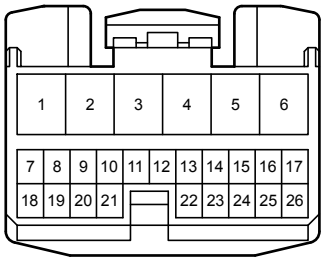

Q 7
White

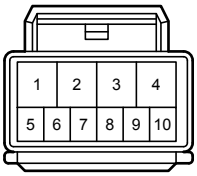

Q 9
White

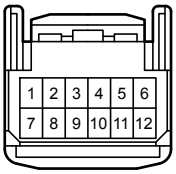

Q 18
White

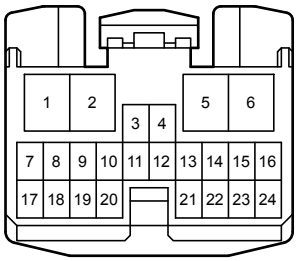

Q 19
White

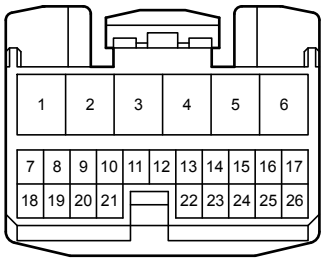

Q 22
White

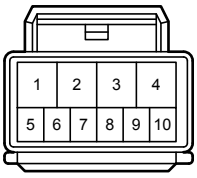

Q 25
White

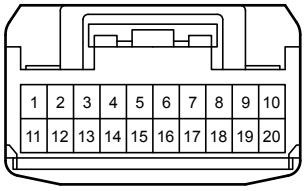

R 2
White

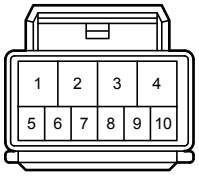

R 10
White

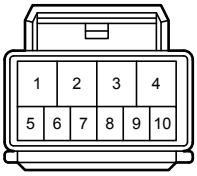

T 6
Black

T 21
Black

U 4
White

U 8
Black

U 12
Yellow

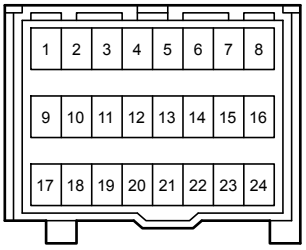

U 18
Black

U 30
Black



U 54
Blue

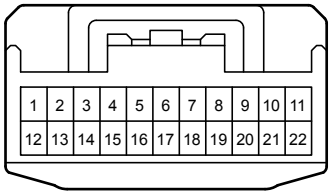

4A
White

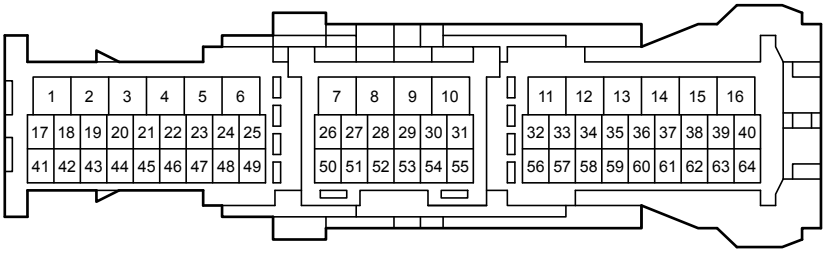

4C
White

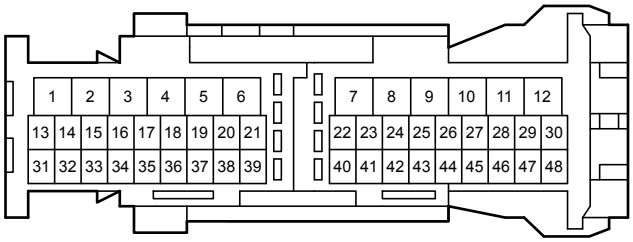

5A
White

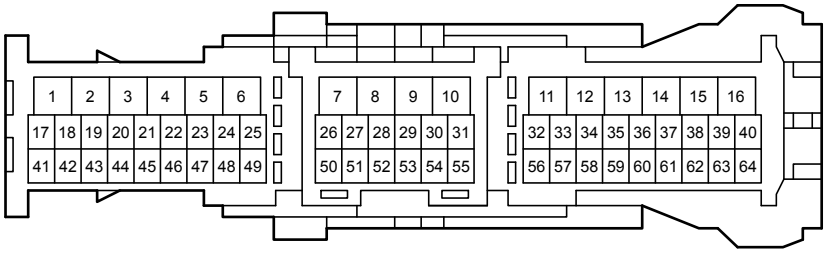

5B
White

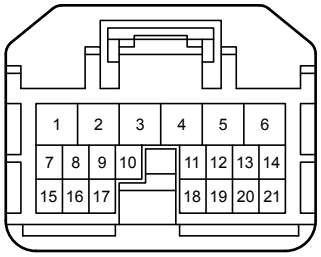

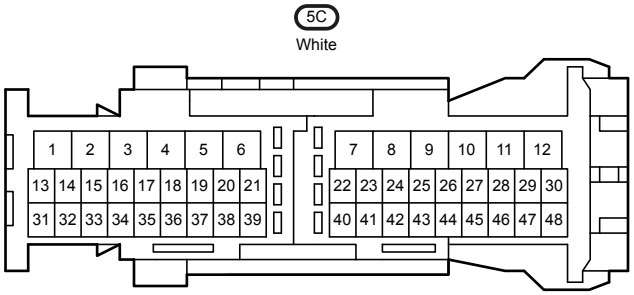
5C
White
1 2 3 4 5 6 7 8 9 10 11 12
13 14 15 16 17 18 19 20 21 22 23 24 25 26 27 28 29 30
31 32 33 34 35 36 37 38 39 40 41 42 43 44 45 46 47 48

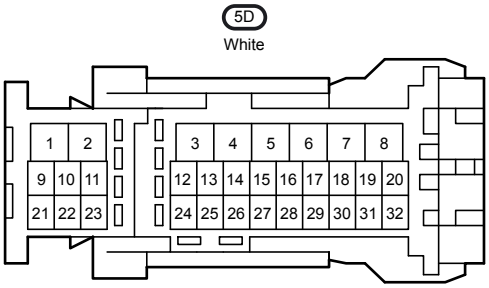
5D
White
1 2 3 4 5 6 7 8
9 10 11 12 13 14 15 16 17 18 19 20
21 22 23 24 25 26 27 28 29 30 31 32

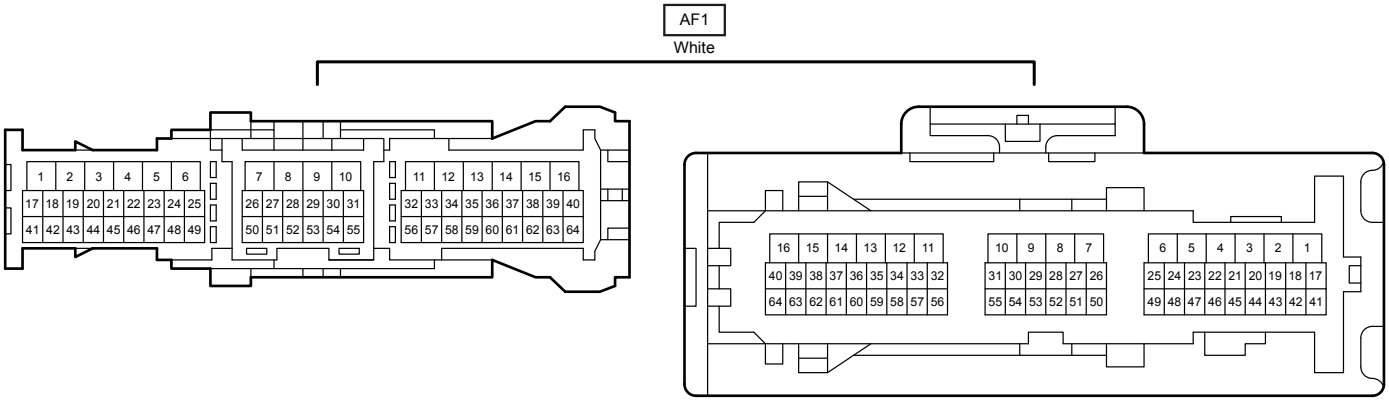
AF1
White
1 2 3 4 5 6 7 8 9 10 11 12 13 14 15 16
17 18 19 20 21 22 23 24 25 26 27 28 29 30 31 32 33 34 35 36 37 38 39 40
41 42 43 44 45 46 47 48 49 50 51 52 53 54 55 56 57 58 59 60 61 62 63 64
16 15 14 13 12 11 10 9 8 7 6 5 4 3 2 1
40 39 38 37 36 35 34 33 32 31 30 29 28 27 26 25 24 23 22 21 20 19 18 17
64 63 62 61 60 59 58 57 56 55 54 53 52 51 50 49 48 47 46 45 44 43 42 41

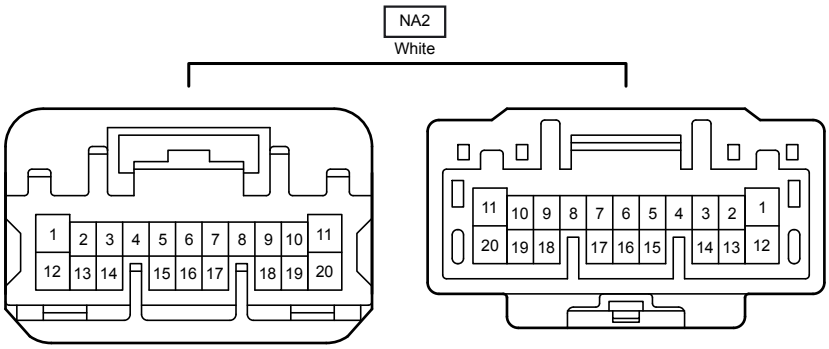
NA2
White
1 2 3 4 5 6 7 8 9 10 11
12 13 14 15 16 17 18 19 20
11 10 9 8 7 6 5 4 3 2 1
20 19 18 17 16 15 14 13 12

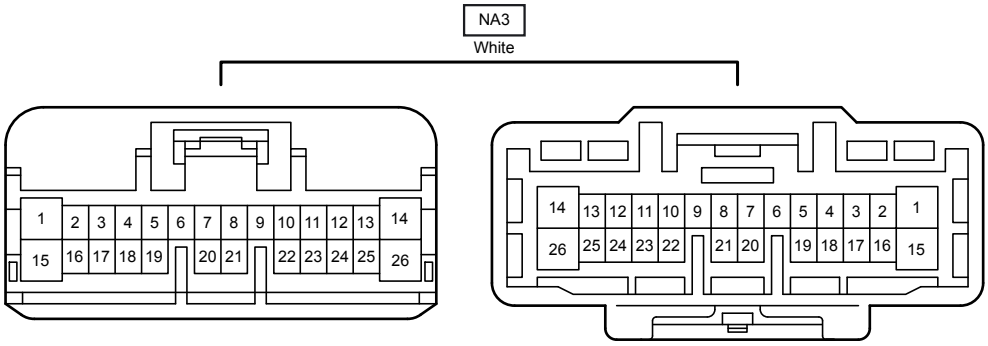
NA3
White
1 2 3 4 5 6 7 8 9 10 11 12 13 14
15 16 17 18 19 20 21 22 23 24 25 26
14 13 12 11 10 9 8 7 6 5 4 3 2 1
26 25 24 23 22 21 20 19 18 17 16 15

NT1
White

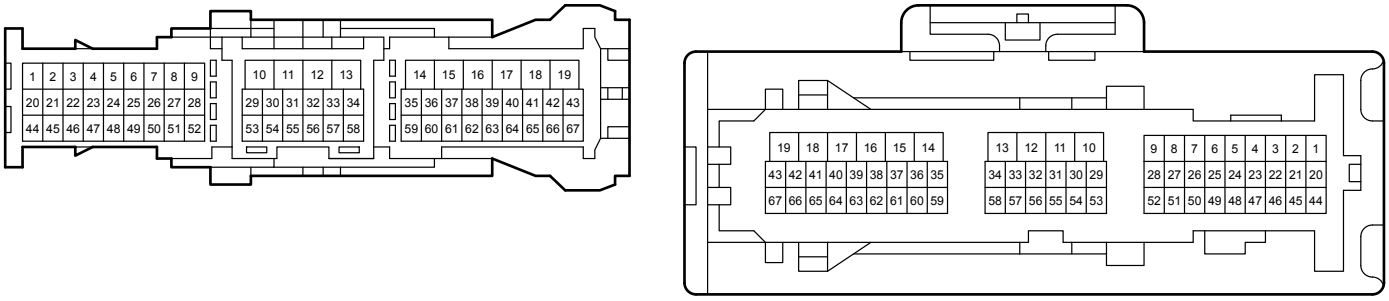

NU1
White

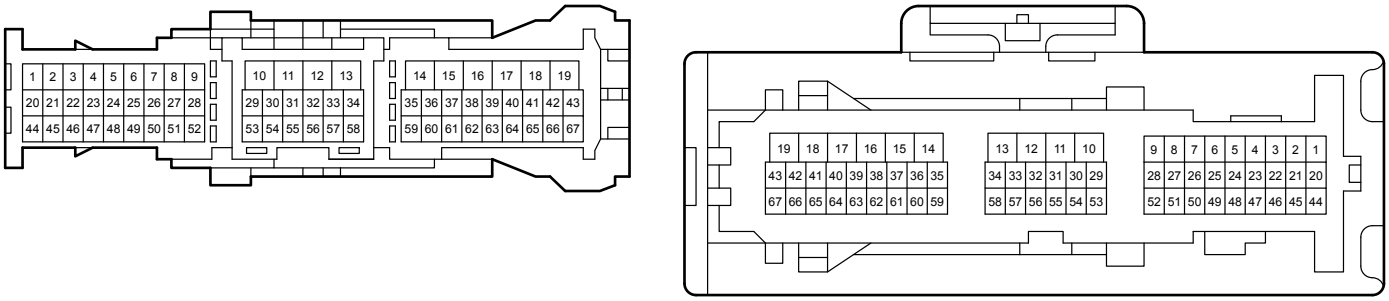

NU2
White

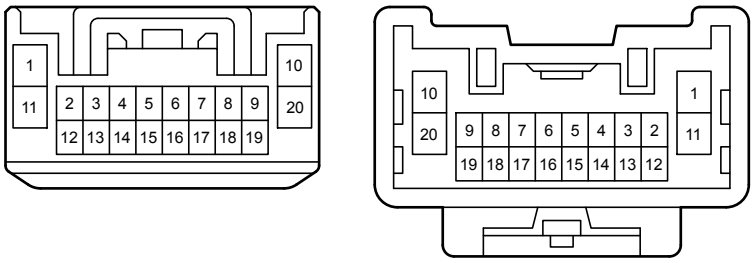

QT1
White

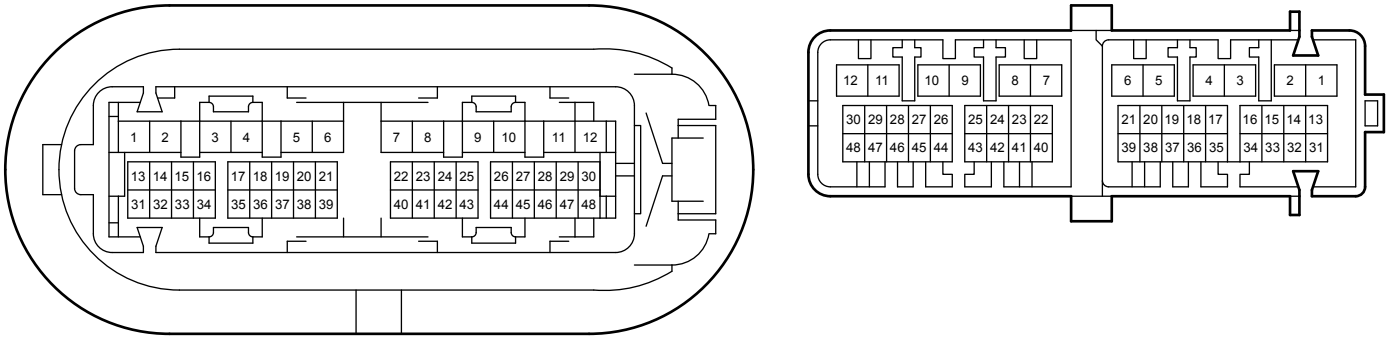

QU1
White

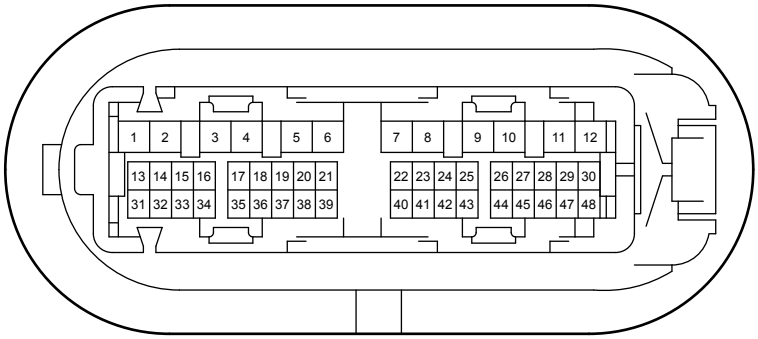

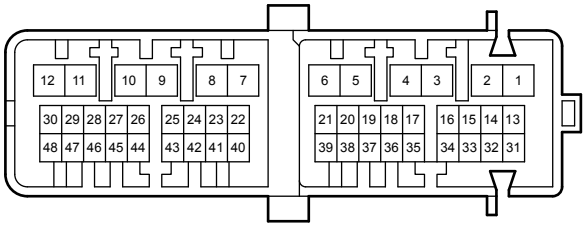

RT1
White

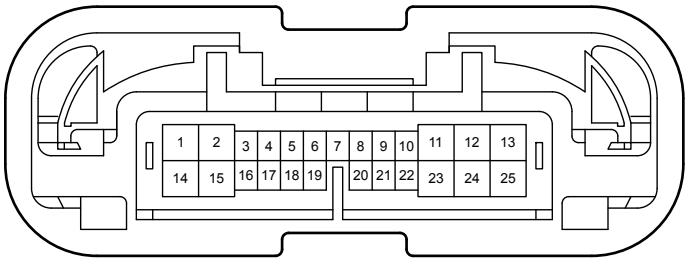

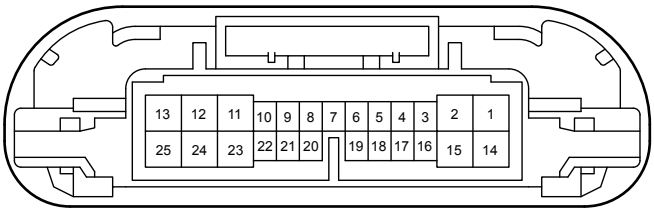
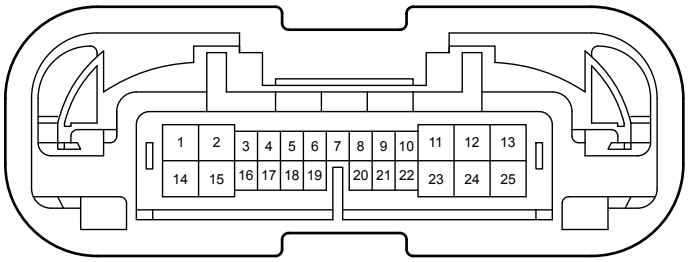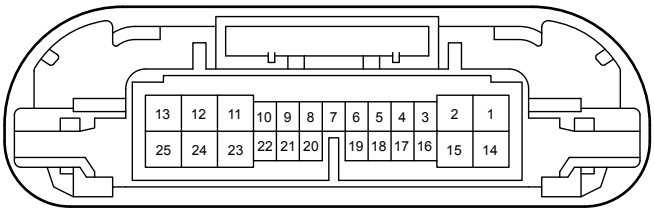
RU1
White