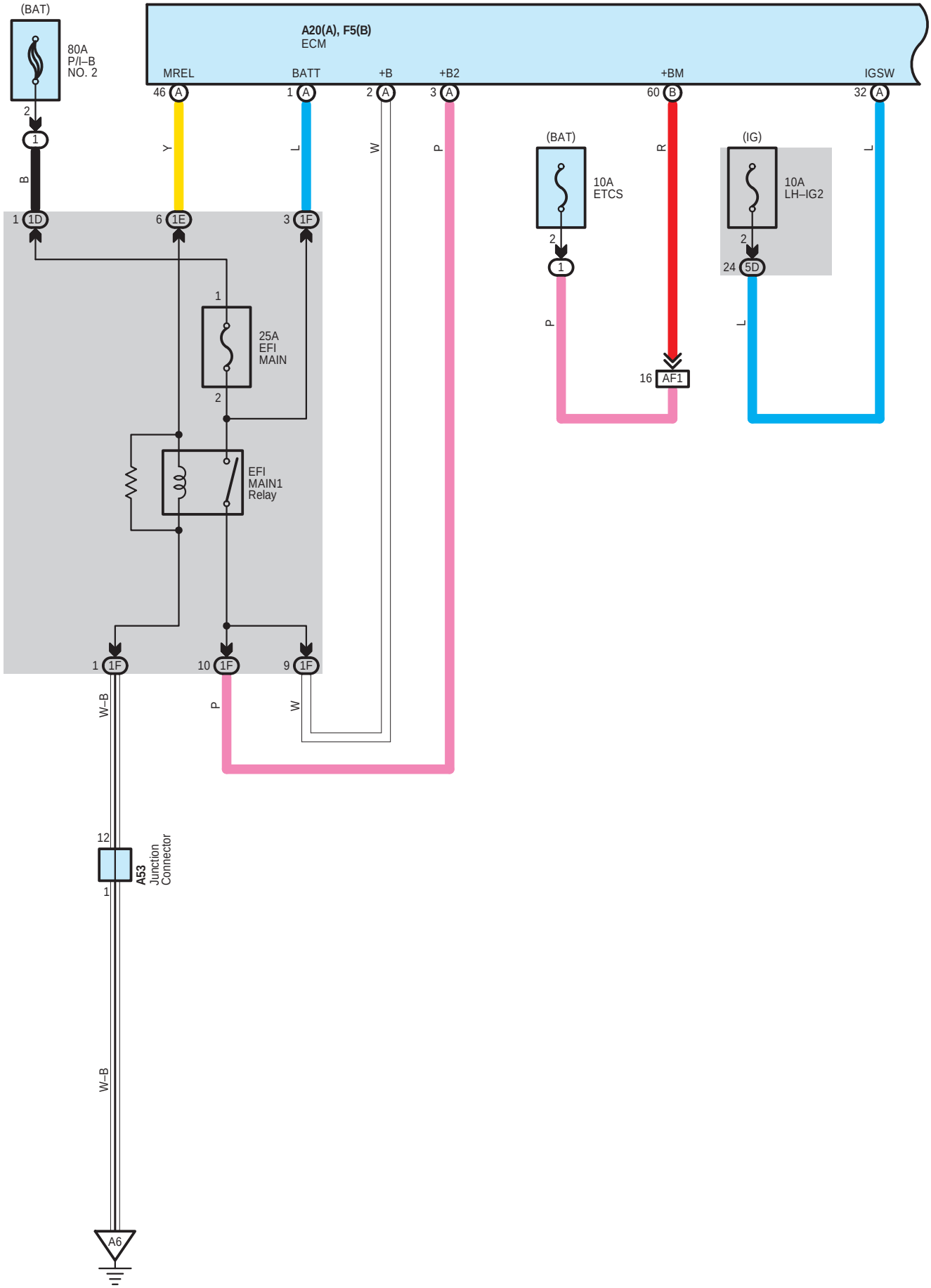
(BAT)
80A
P/I–B
NO. 2
A20(A), F5(B)
ECM
MREL
BATT
+B
+B2
+BM
IGSW
46 A
1 A
2 A
3 A
60 B
32 A
Y
L
W
P
R
L
B
1 1D
6 1E
3 1F
25A
EFI
MAIN
EFI
MAIN1
Relay
(BAT)
10A
ETCS
16 AF1
(IG)
10A
LH–IG2
24 5D
1 1F
10 1F
9 1F
W–B
P
W
12
A53
Junction
Connector
W–B
A6

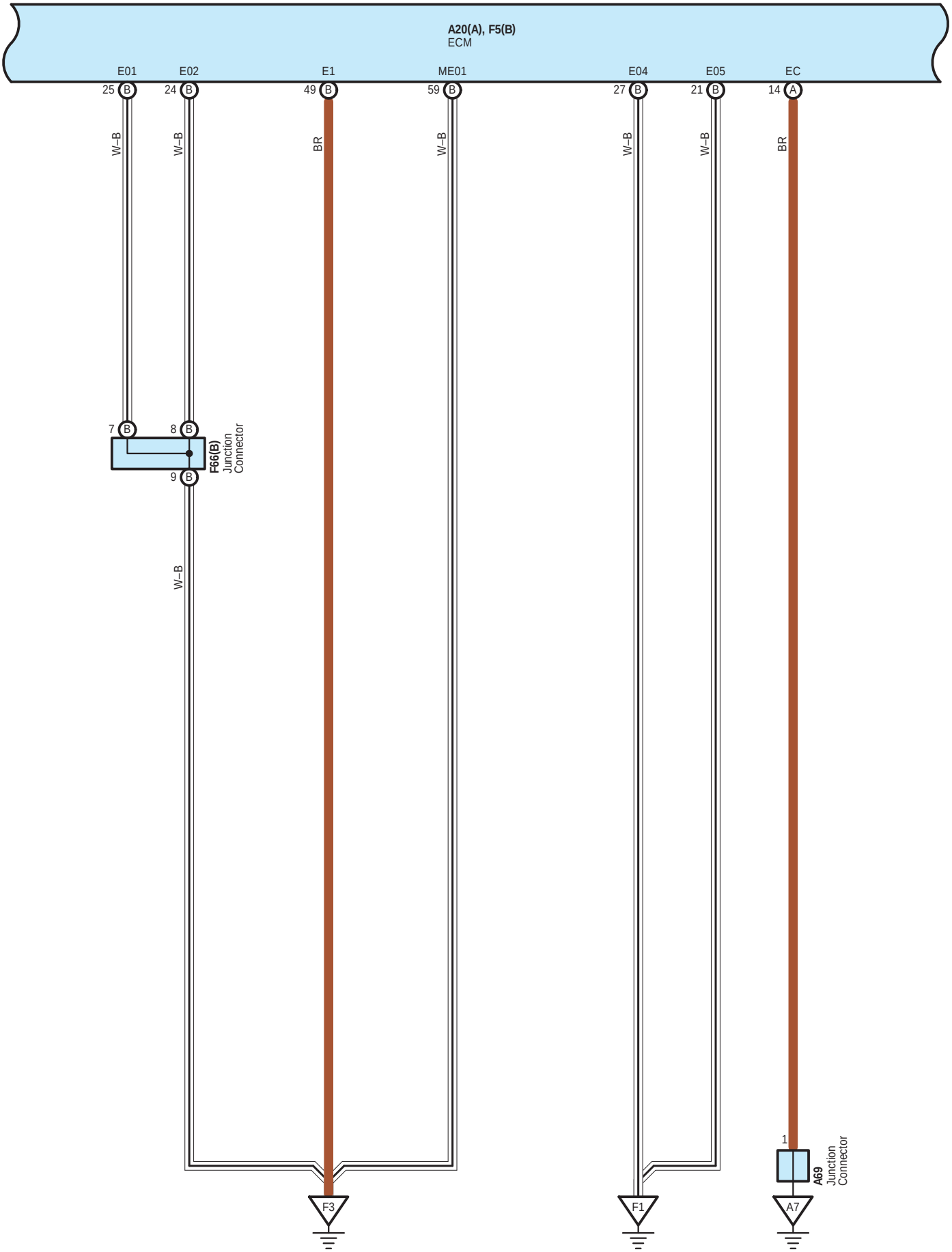
A20(A), F5(B)
ECM
E01
E02
E1
ME01
E04
E05
EC
25 B
24 B
49 B
59 B
27 B
21 B
14 A
W–B
W–B
BR
W–B
W–B
W–B
BR
7 B
8 B
9 B
F66(B)
Junction
Connector
W–B
1
A69
Junction
Connector
F3
F1
A7

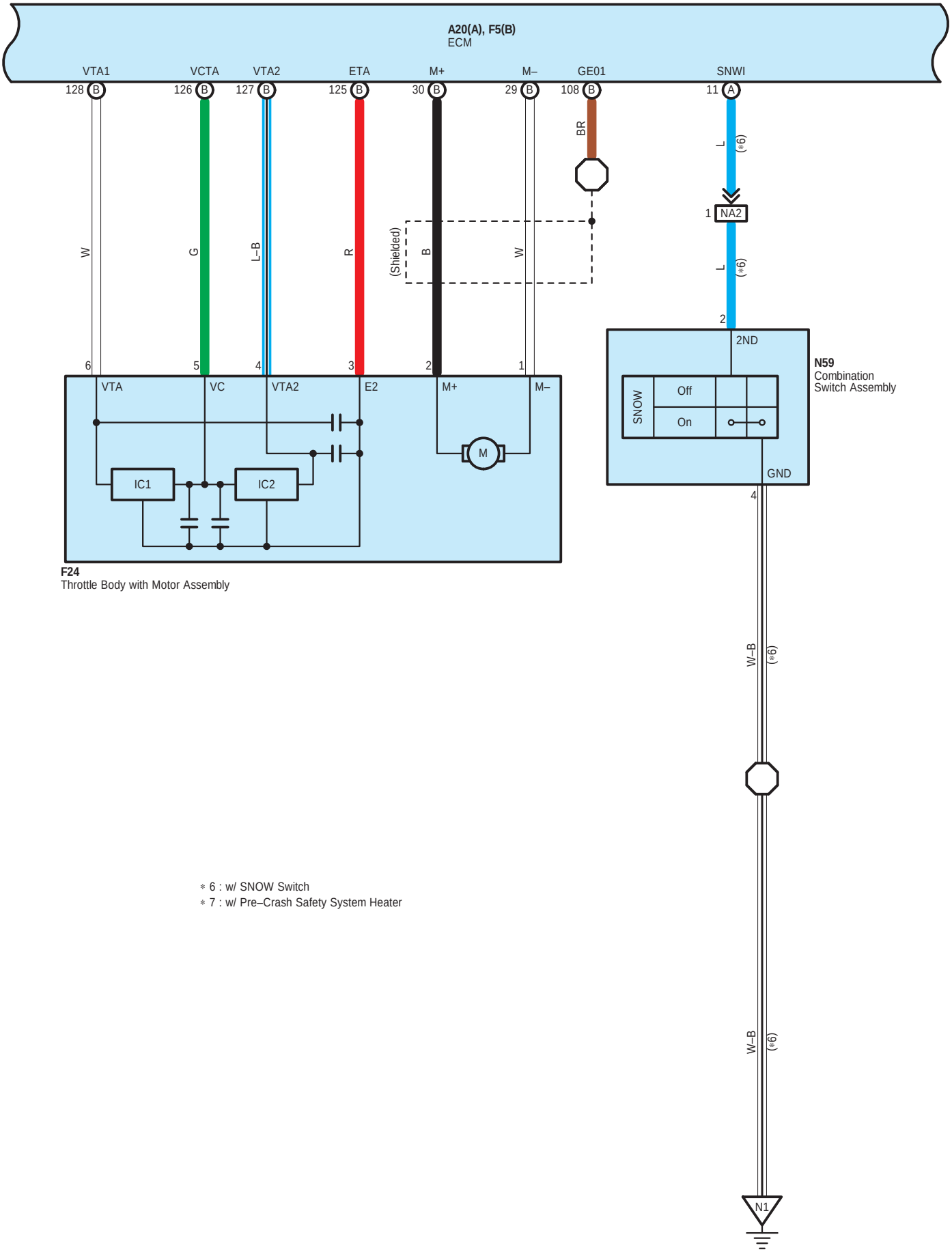

∗ 6 : w/ SNOW Switch
∗ 7 : w/ Pre–Crash Safety System Heater

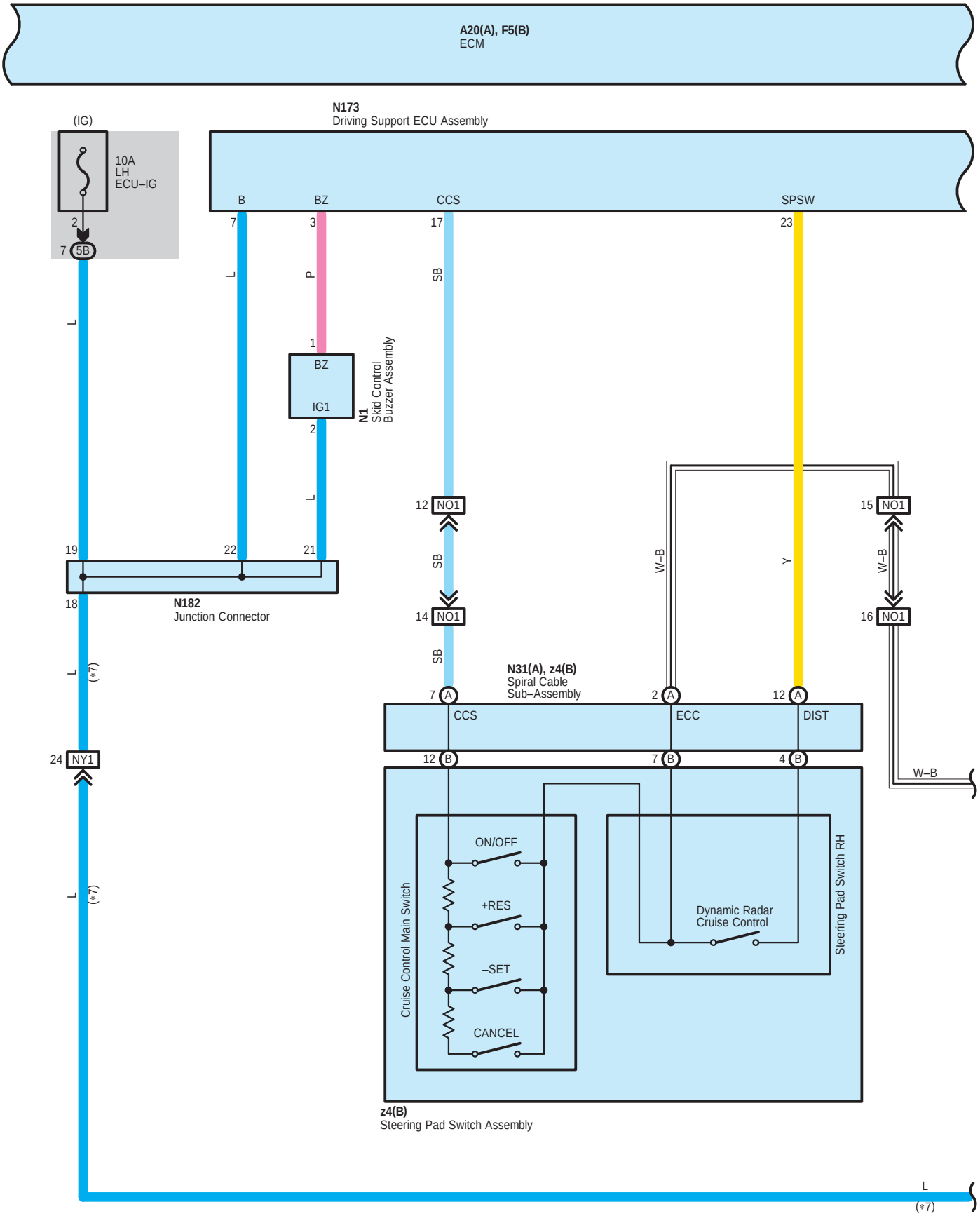
A20(A), F5(B)
ECM
(IG)
10A
LH
ECU–IG
2
7 5B
N173
Driving Support ECU Assembly
B
BZ
CCS
SPSW
7
3
17
23
L
P
SB
1
BZ
IG1
2
N1
Skid Control
Buzzer Assembly
L
12 NO1
15 NO1
19
22
21
W–B
Y
W–B
18
N182
Junction Connector
14 NO1
16 NO1
SB
L (*7)
N31(A), z4(B)
Spiral Cable
Sub–Assembly
7 A
2 A
12 A
CCS
ECC
DIST
24 NY1
12 B
7 B
4 B
W–B
ON/OFF
+RES
–SET
CANCEL
Cruise Control Main Switch
Dynamic Radar
Cruise Control
Steering Pad Switch RH
L (*7)
z4(B)
Steering Pad Switch Assembly
L
(*7)

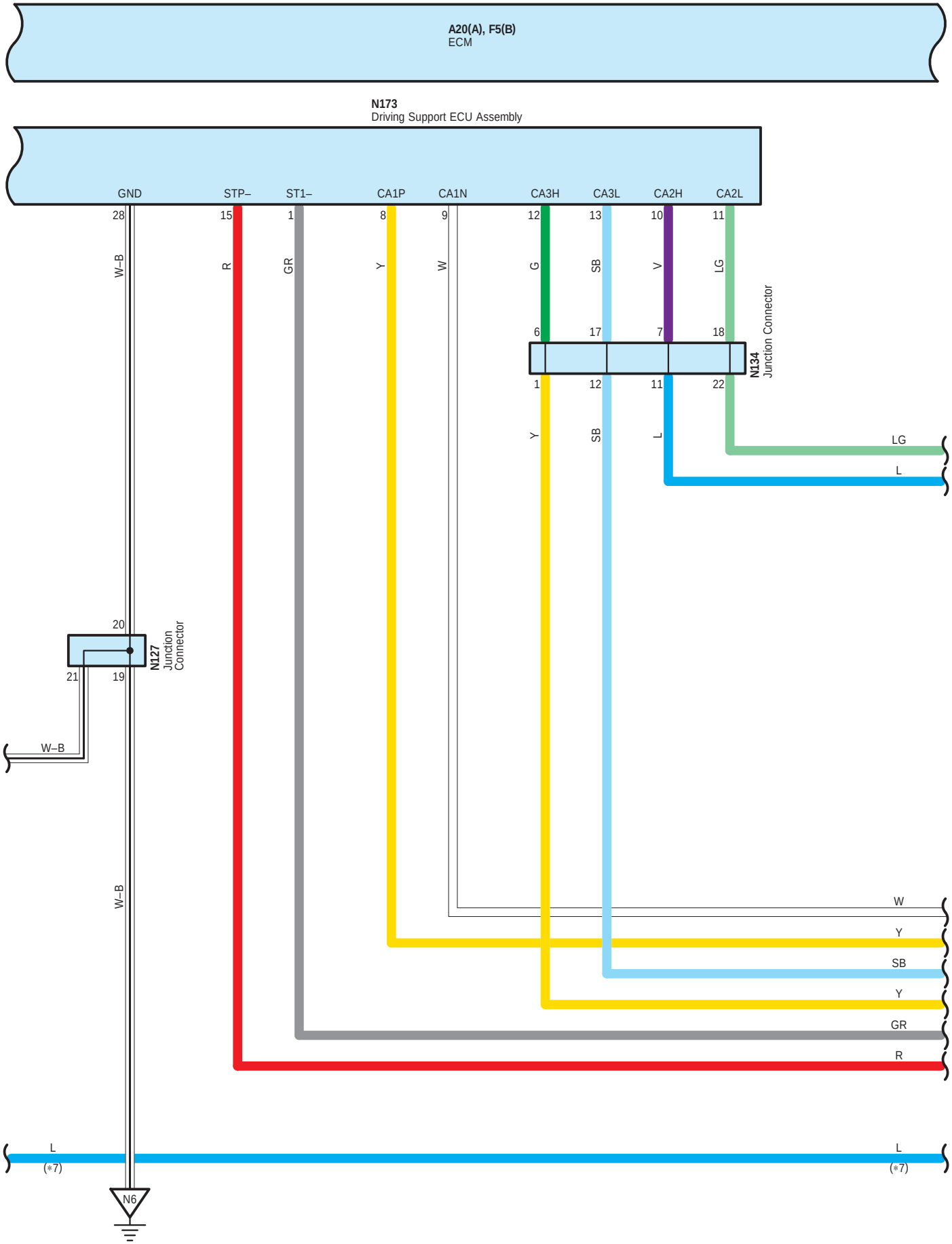
A20(A), F5(B)
ECM
N173
Driving Support ECU Assembly
GND
STP–
ST1–
CA1P
CA1N
CA3H
CA3L
CA2H
CA2L
28
15
1
8
9
12
13
10
11
W–B
R
GR
Y
W
G
SB
V
LG
6
17
7
18
N134
Junction Connector
1
12
11
22
Y
SB
L
LG
L
20
N127
Junction
Connector
21
19
W–B
W–B
W
Y
SB
Y
GR
R
L
(*7)
L
(*7)
N6

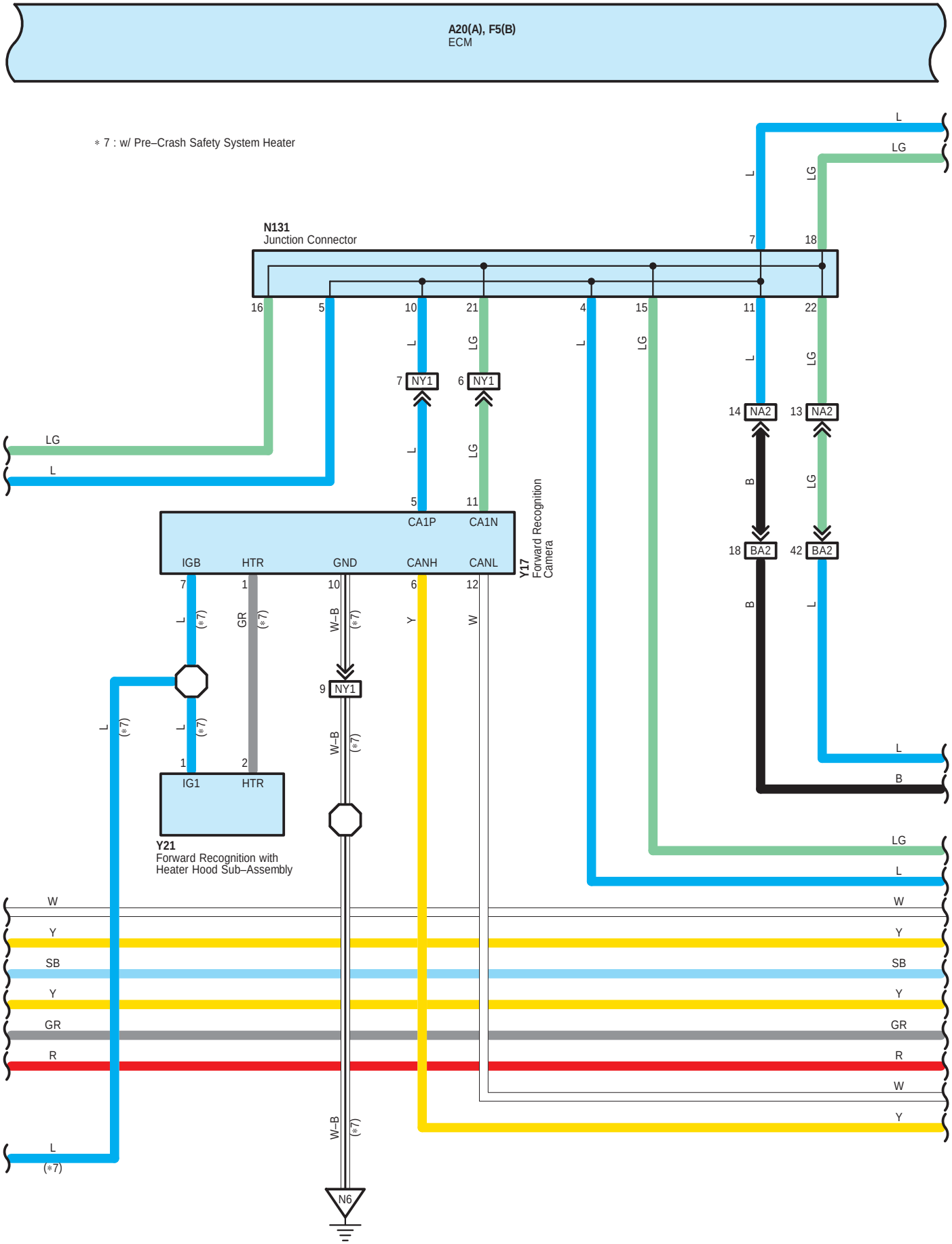
A20(A), F5(B)
ECM
* 7 : w/ Pre–Crash Safety System Heater
N131
Junction Connector
NY1
NA2
BA2
CA1P
CA1N
IGB
HTR
GND
CANH
CANL
Y17
Forward Recognition
Camera
IG1
Y21
Forward Recognition with
Heater Hood Sub–Assembly
N6

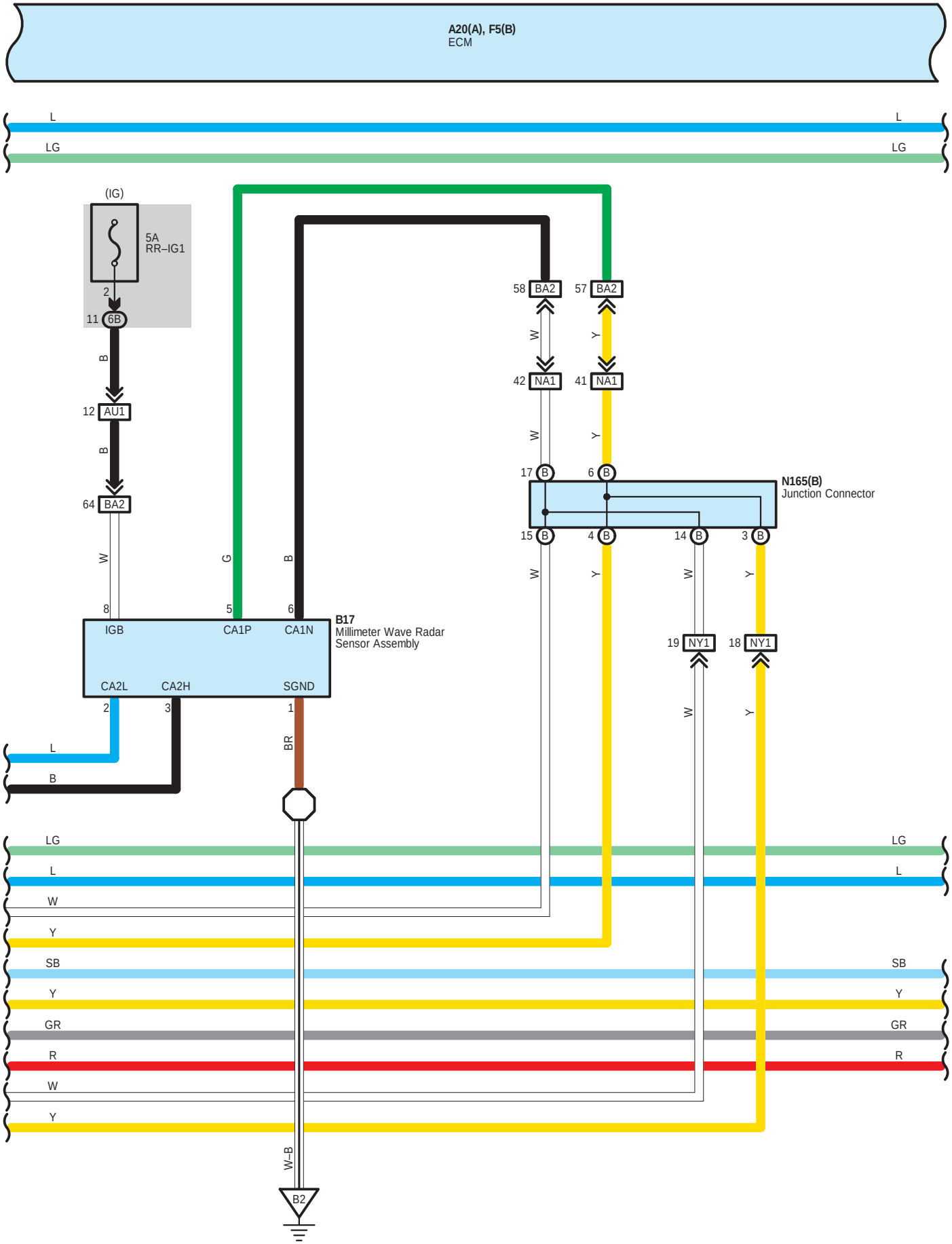
A20(A), F5(B)
ECM
L
LG
(IG)
5A
RR–IG1
2
11 6B
B
12 AU1
B
64 BA2
W
G
B
8
5
6
IGB
CA1P
CA1N
B17
Millimeter Wave Radar
Sensor Assembly
CA2L
CA2H
SGND
2
3
1
BR
L
B
58 BA2
57 BA2
W
Y
42 NA1
41 NA1
W
Y
17 B
6 B
N165(B)
Junction Connector
15 B
4 B
14 B
3 B
W
Y
W
Y
19 NY1
18 NY1
W
Y
LG
L
W
Y
SB
Y
GR
R
W
Y
W–B
B2

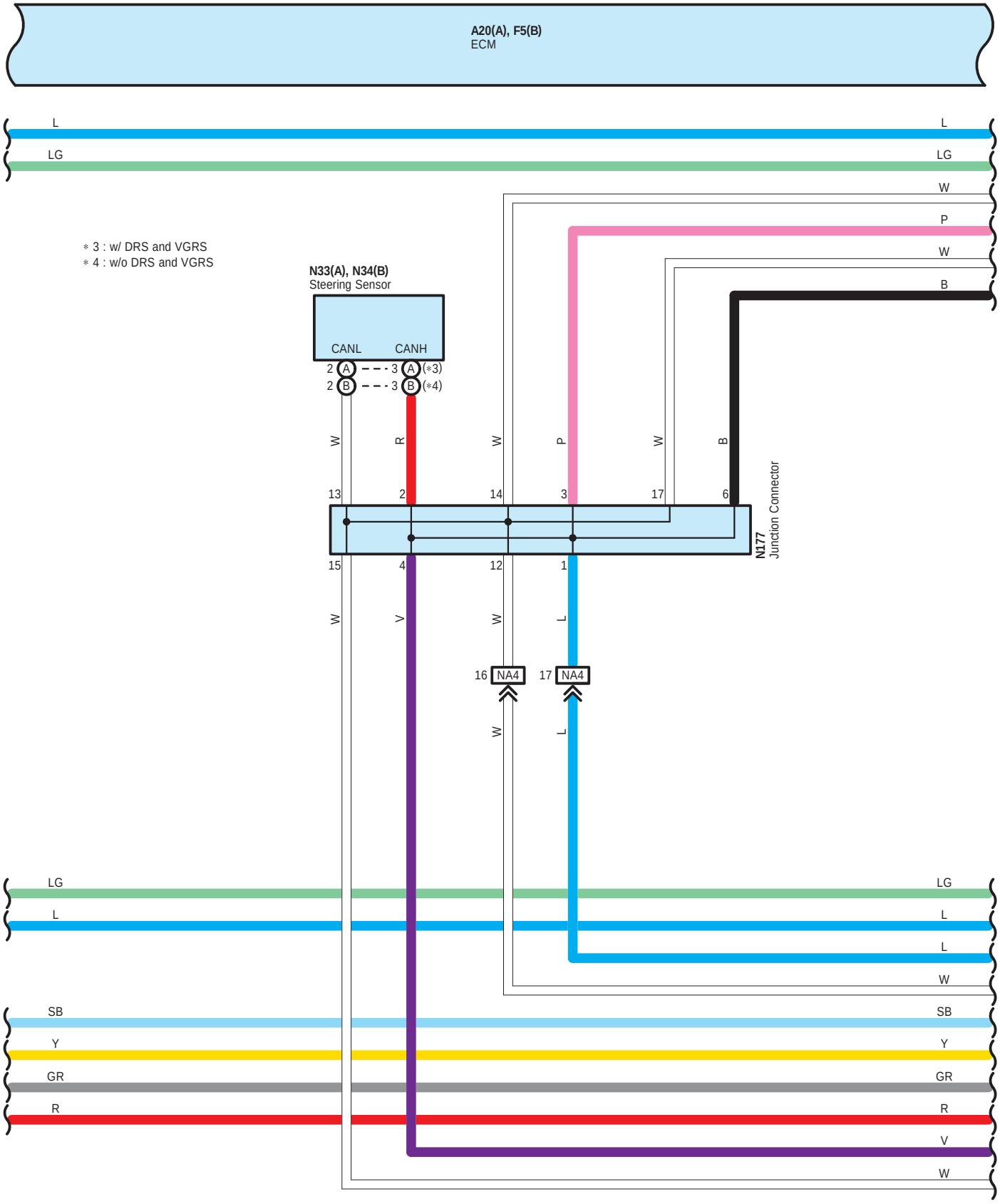
A20(A), F5(B)
ECM
L
LG
W
P
W
B
∗ 3 : w/ DRS and VGRS
∗ 4 : w/o DRS and VGRS
N33(A), N34(B)
Steering Sensor
CANL
CANH
2 A
3 A (∗3)
2 B
3 B (∗4)
W
R
W
P
W
B
13
2
14
3
17
6
N177
Junction Connector
15
4
12
1
W
V
W
L
16 NA4
17 NA4
W
L
LG
L
L
W
SB
Y
GR
R
V
W

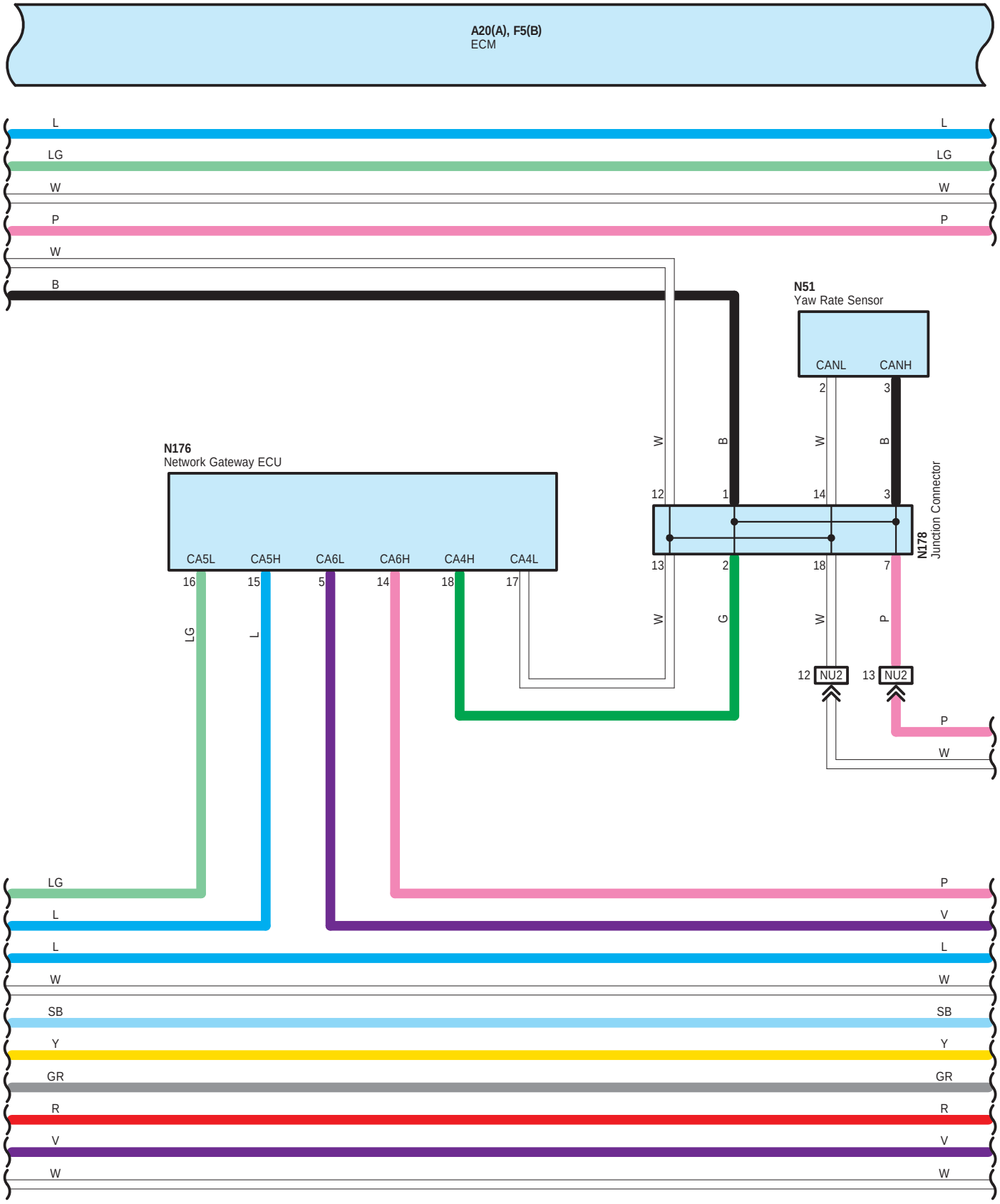
A20(A), F5(B)
ECM
L
LG
W
P
W
B
N51
Yaw Rate Sensor
CANL
CANH
2
3
N176
Network Gateway ECU
CA5L
CA5H
CA6L
CA6H
CA4H
CA4L
16
15
5
14
18
17
12
1
14
3
13
2
18
7
N178
Junction Connector
12 NU2
13 NU2
LG
L
P
V
SB
Y
GR
R

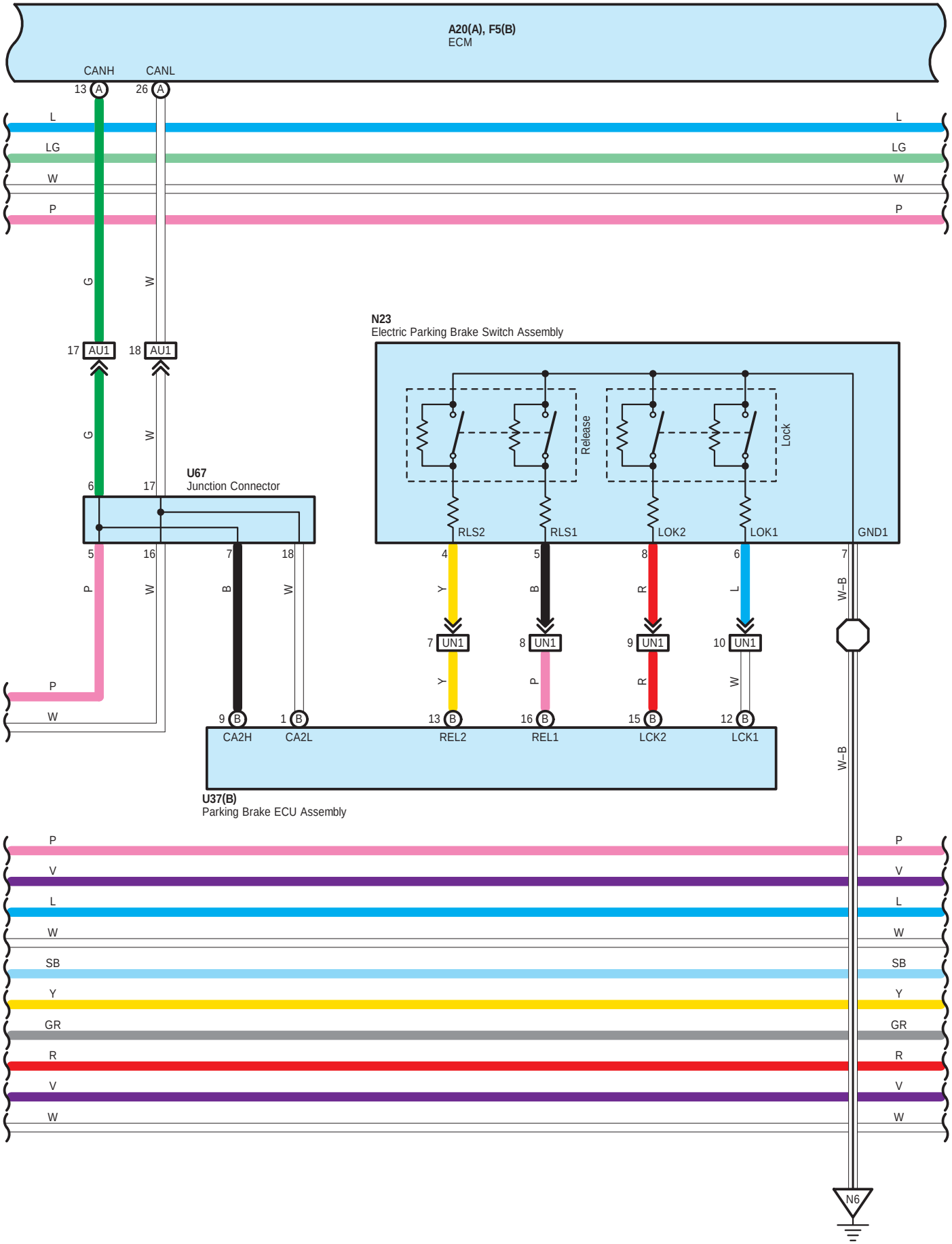
A20(A), F5(B)
ECM
CANH
CANL
13 A
26 A
L
LG
W
P
G
W
17 AU1
18 AU1
N23
Electric Parking Brake Switch Assembly
Release
Lock
RLS2
RLS1
LOK2
LOK1
GND1
U67
Junction Connector
6
17
5
16
7
18
4
5
8
6
7
P
W
B
W
Y
B
R
L
W-B
7 UN1
8 UN1
9 UN1
10 UN1
Y
P
R
W
9 B
1 B
13 B
16 B
15 B
12 B
CA2H
CA2L
REL2
REL1
LCK2
LCK1
U37(B)
Parking Brake ECU Assembly
W-B
P
V
L
W
SB
Y
GR
R
V
W
N6

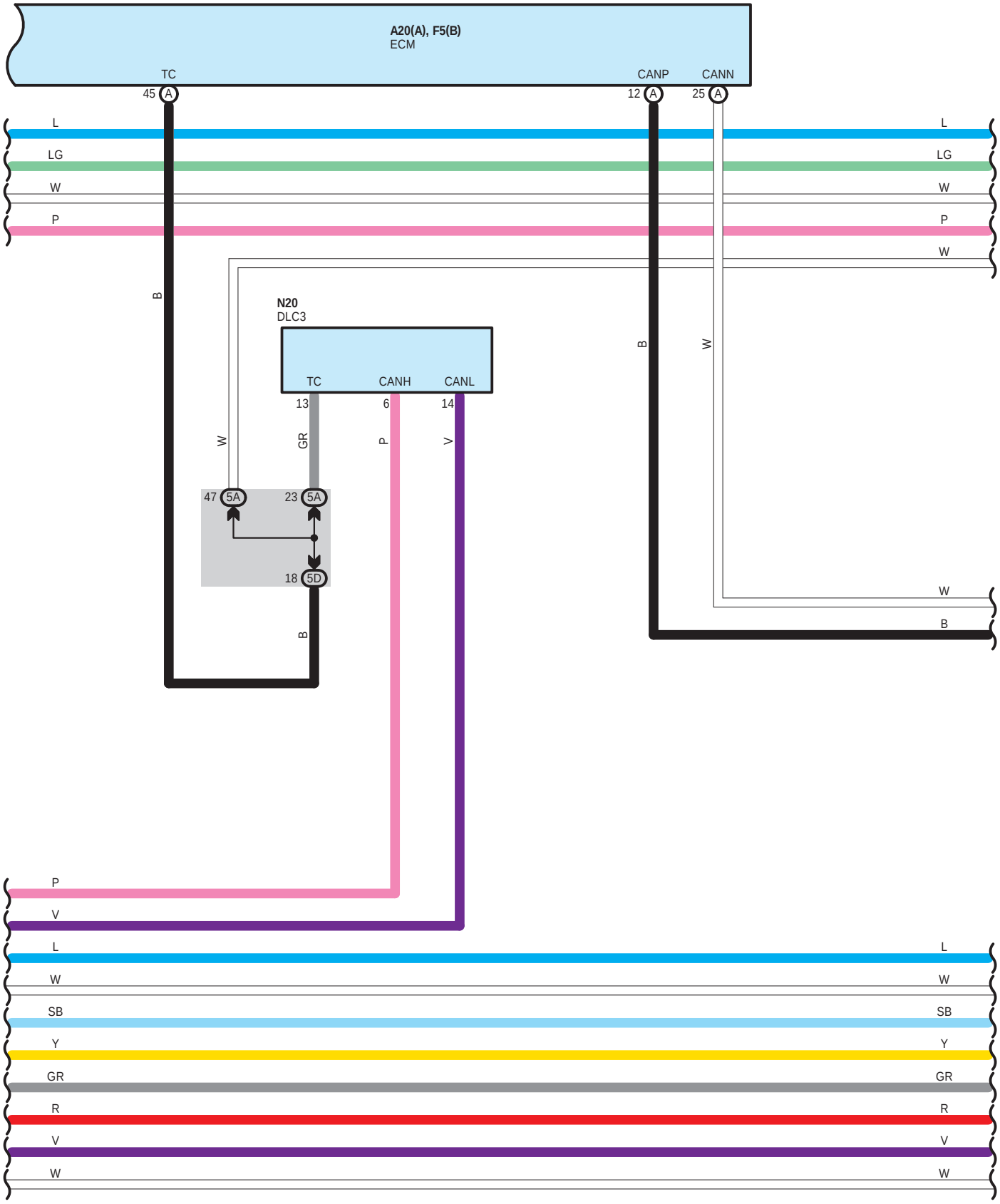
A20(A), F5(B)
ECM
TC
45 A
CANP
12 A
CANN
25 A
L
LG
W
P
W
B
N20
DLC3
TC
CANH
CANL
13
6
14
W
GR
P
V
47 5A
23 5A
18 5D
B
B
W
W
B
P
V
L
W
SB
Y
GR
R
V
W

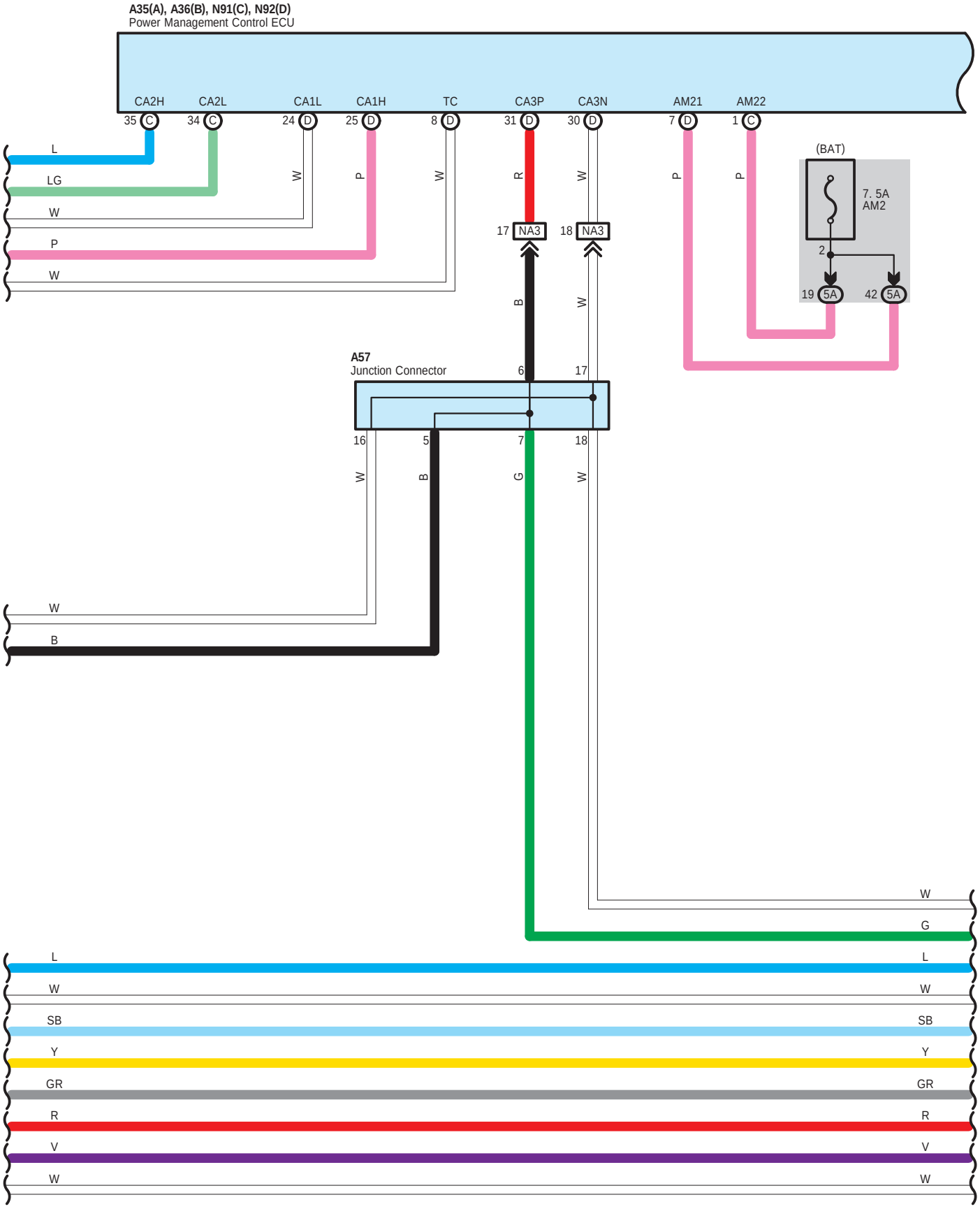
A35(A), A36(B), N91(C), N92(D)
Power Management Control ECU
CA2H
CA2L
CA1L
CA1H
TC
CA3P
CA3N
AM21
AM22
35 C
34 C
24 D
25 D
8 D
31 D
30 D
7 D
1 C
L
LG
W
P
W
W
P
W
R
W
P
P
17 NA3
18 NA3
B
W
(BAT)
7. 5A
AM2
2
19 5A
42 5A
A57
Junction Connector
6
17
16
5
7
18
W
B
G
W
W
B
W
G
L
L
W
W
SB
SB
Y
Y
GR
GR
R
R
V
V
W
W

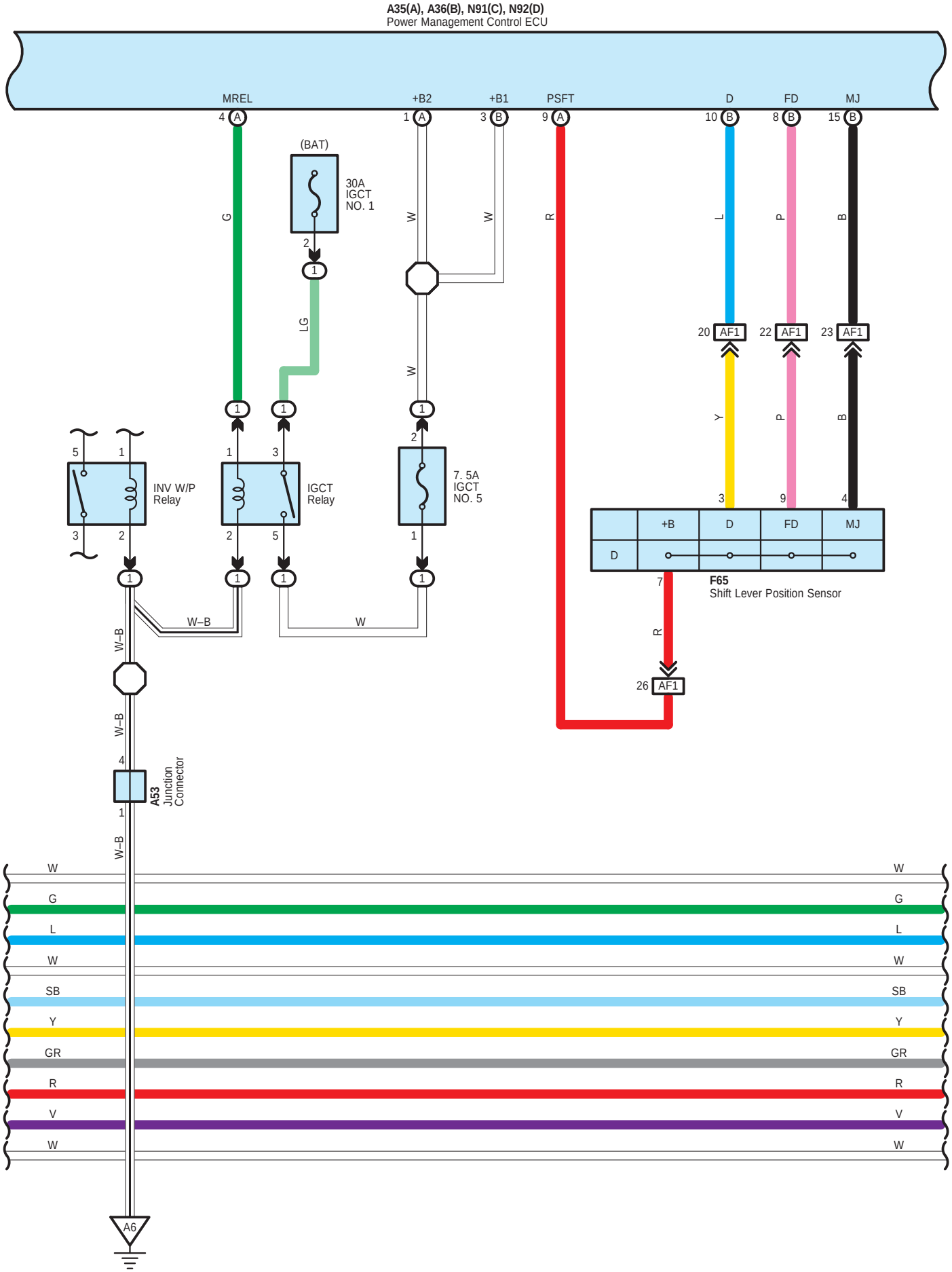
A35(A), A36(B), N91(C), N92(D)
Power Management Control ECU
MREL
+B2
+B1
PSFT
D
FD
MJ
(BAT)
30A
IGCT
NO. 1
INV W/P
Relay
IGCT
Relay
7. 5A
IGCT
NO. 5
AF1
+B
D
FD
MJ
F65
Shift Lever Position Sensor
A53
Junction
Connector
A6

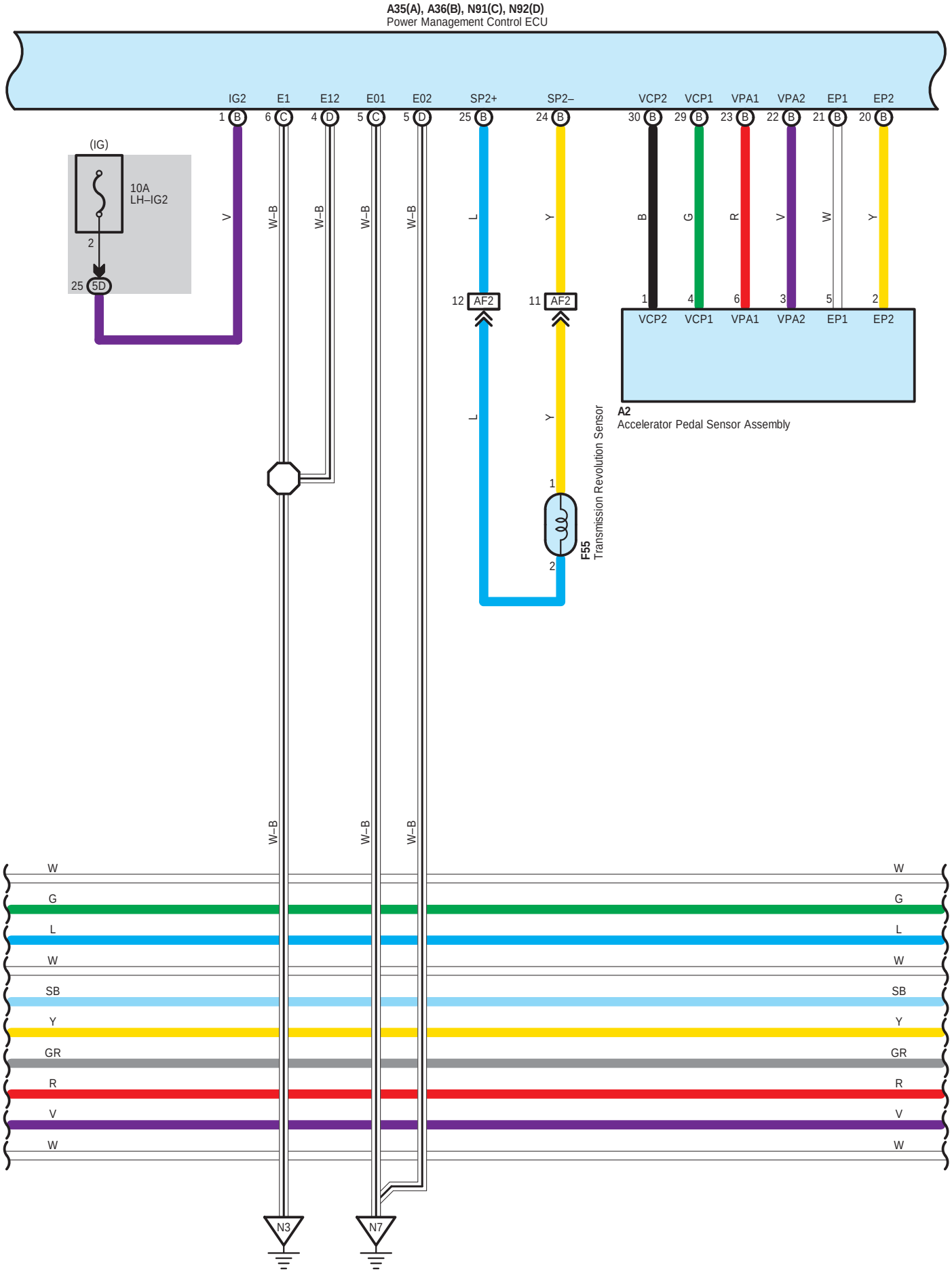
A35(A), A36(B), N91(C), N92(D)
Power Management Control ECU
IG2
E1
E12
E01
E02
SP2+
SP2–
VCP2
VCP1
VPA1
VPA2
EP1
EP2
(IG)
10A
LH–IG2
5D
AF2
A2
Accelerator Pedal Sensor Assembly
F55
Transmission Revolution Sensor
N3
N7

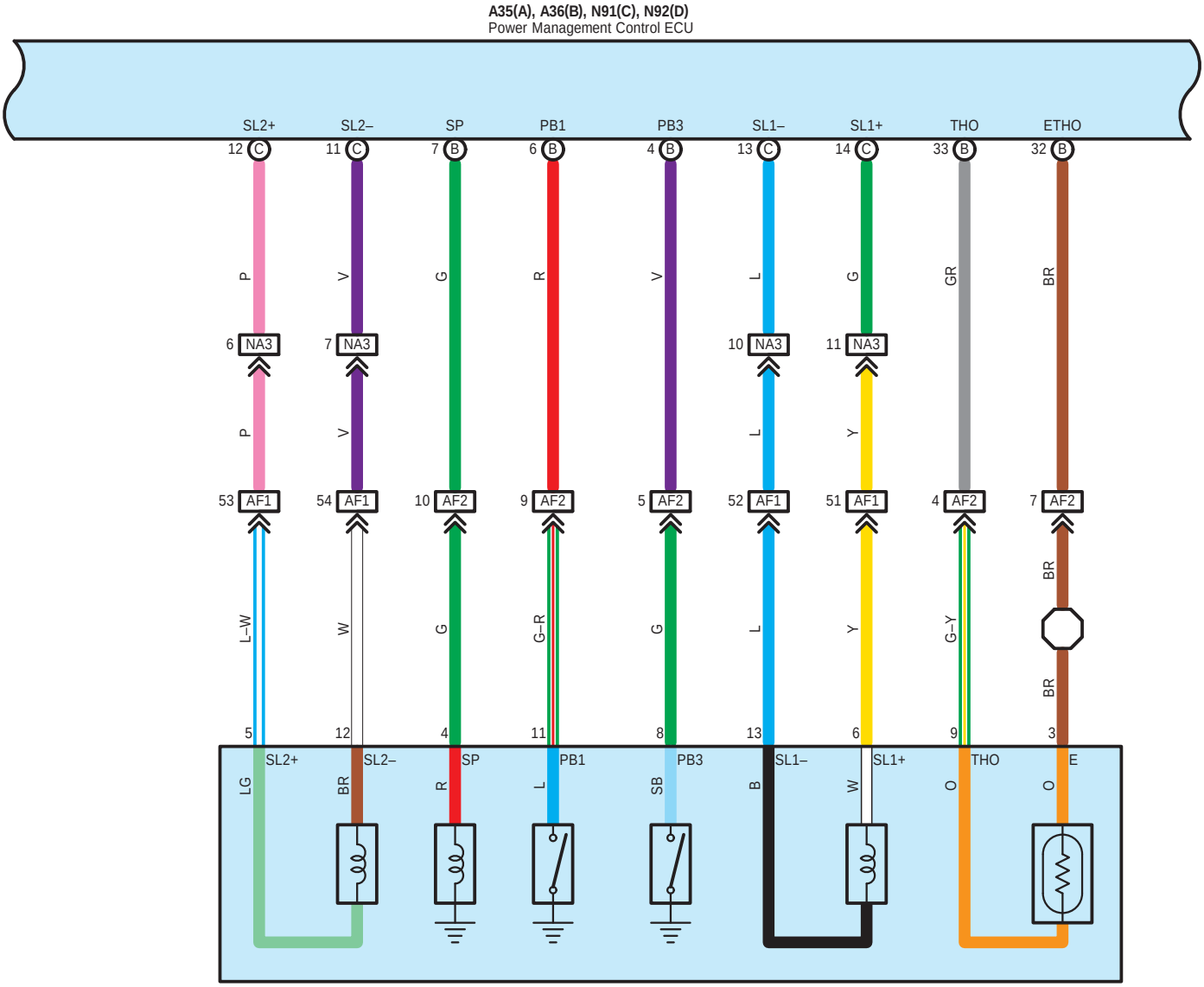
A35(A), A36(B), N91(C), N92(D)
Power Management Control ECU
SL2+
SL2–
SP
PB1
PB3
SL1–
SL1+
THO
ETHO
12 C
11 C
7 B
6 B
4 B
13 C
14 C
33 B
32 B
P
V
G
R
V
L
G
GR
BR
6 NA3
7 NA3
10 NA3
11 NA3
P
V
L
Y
53 AF1
54 AF1
10 AF2
9 AF2
5 AF2
52 AF1
51 AF1
4 AF2
7 AF2
L–W
W
G
G–R
G
L
Y
G–Y
BR
BR
5
12
4
11
8
13
6
9
3
LG
SL2+
BR
SL2–
R
SP
L
PB1
SB
PB3
B
SL1–
W
SL1+
O
THO
O
E
F52
Hybrid Vehicle Transmission (Transmission Wire)


W
G
L
W
SB
Y
GR
R
V
W

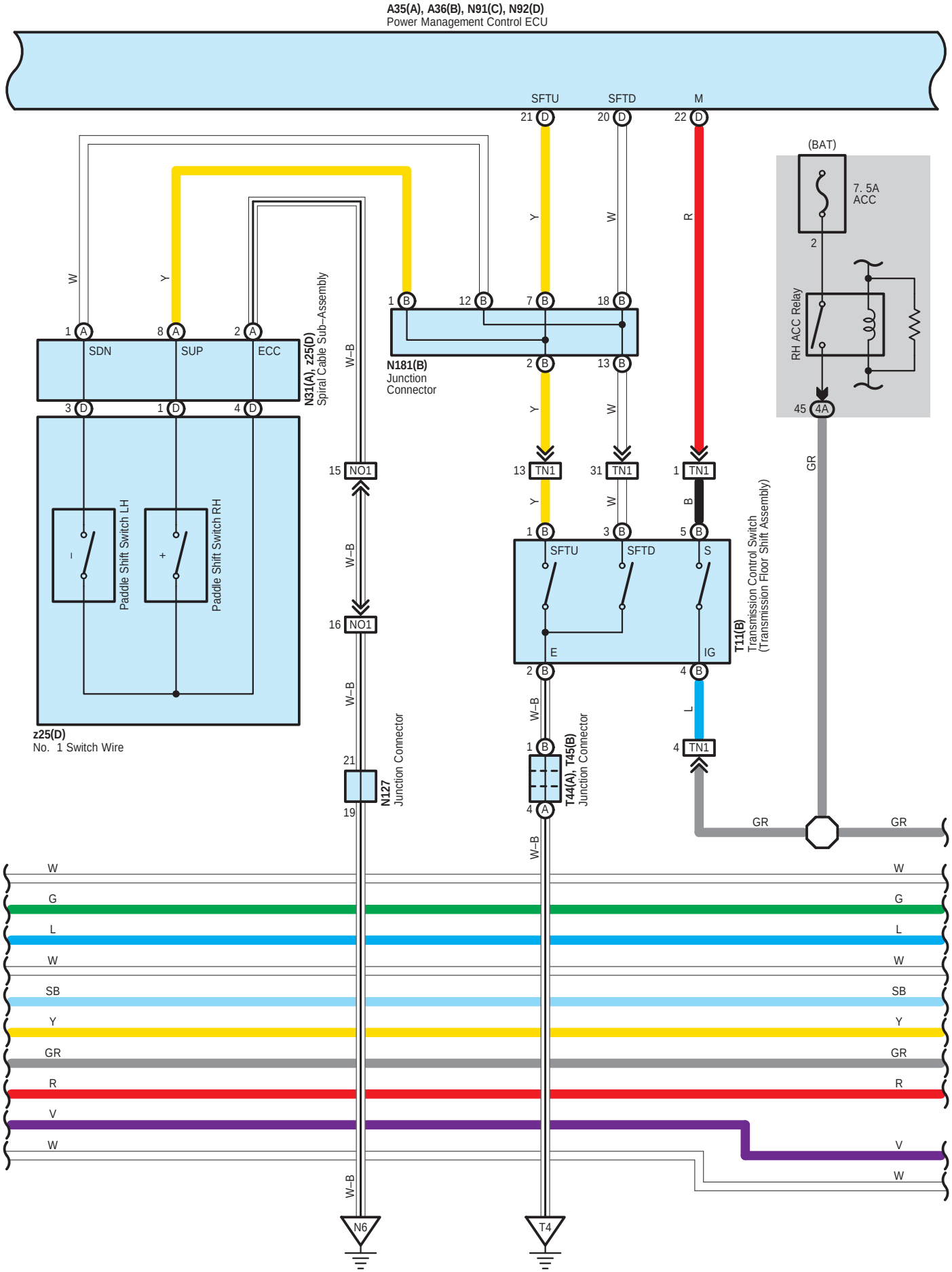
A35(A), A36(B), N91(C), N92(D)
Power Management Control ECU
SFTU
SFTD
M
21 D
20 D
22 D
(BAT)
7. 5A
ACC
2
RH ACC Relay
45 4A
GR
W
Y
W
R
1 A
8 A
2 A
SDN
SUP
ECC
N31(A), z25(D)
Spiral Cable Sub–Assembly
W–B
1 B
12 B
7 B
18 B
N181(B)
Junction
Connector
2 B
13 B
Y
W
3 D
1 D
4 D
15 NO1
13 TN1
31 TN1
1 TN1
B
Paddle Shift Switch LH
Paddle Shift Switch RH
1 B
3 B
5 B
SFTU
SFTD
S
E
IG
T11(B)
Transmission Control Switch
(Transmission Floor Shift Assembly)
16 NO1
2 B
4 B
L
z25(D)
No. 1 Switch Wire
21
19
N127
Junction Connector
1 B
4 A
T44(A), T45(B)
Junction Connector
4 TN1
GR
GR
W
G
L
W
SB
Y
GR
R
V
W
N6
T4

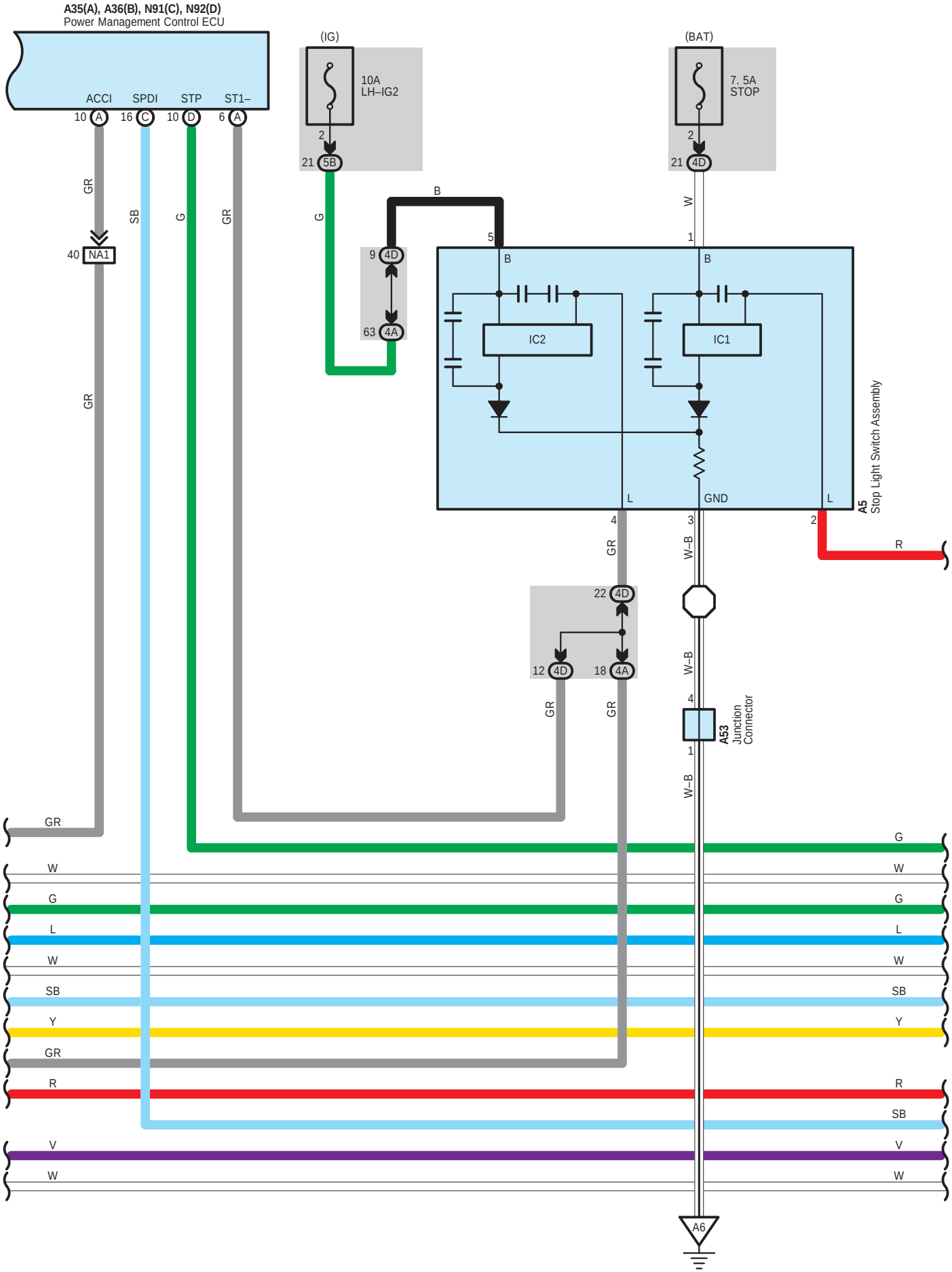
A35(A), A36(B), N91(C), N92(D)
Power Management Control ECU
ACCI
SPDI
STP
ST1–
10 A
16 C
10 D
6 A
(IG)
10A
LH–IG2
2
21 5B
(BAT)
7. 5A
STOP
2
21 4D
GR
SB
G
GR
G
B
W
40 NA1
9 4D
63 4A
5
1
B
B
IC2
IC1
GR
L
GND
L
A5
Stop Light Switch Assembly
4
3
2
GR
W–B
R
22 4D
12 4D
18 4A
W–B
4
A53
Junction
Connector
1
W–B
GR
GR
GR
G
W
W
G
G
L
L
W
W
SB
SB
Y
Y
GR
R
R
SB
V
V
W
W
A6

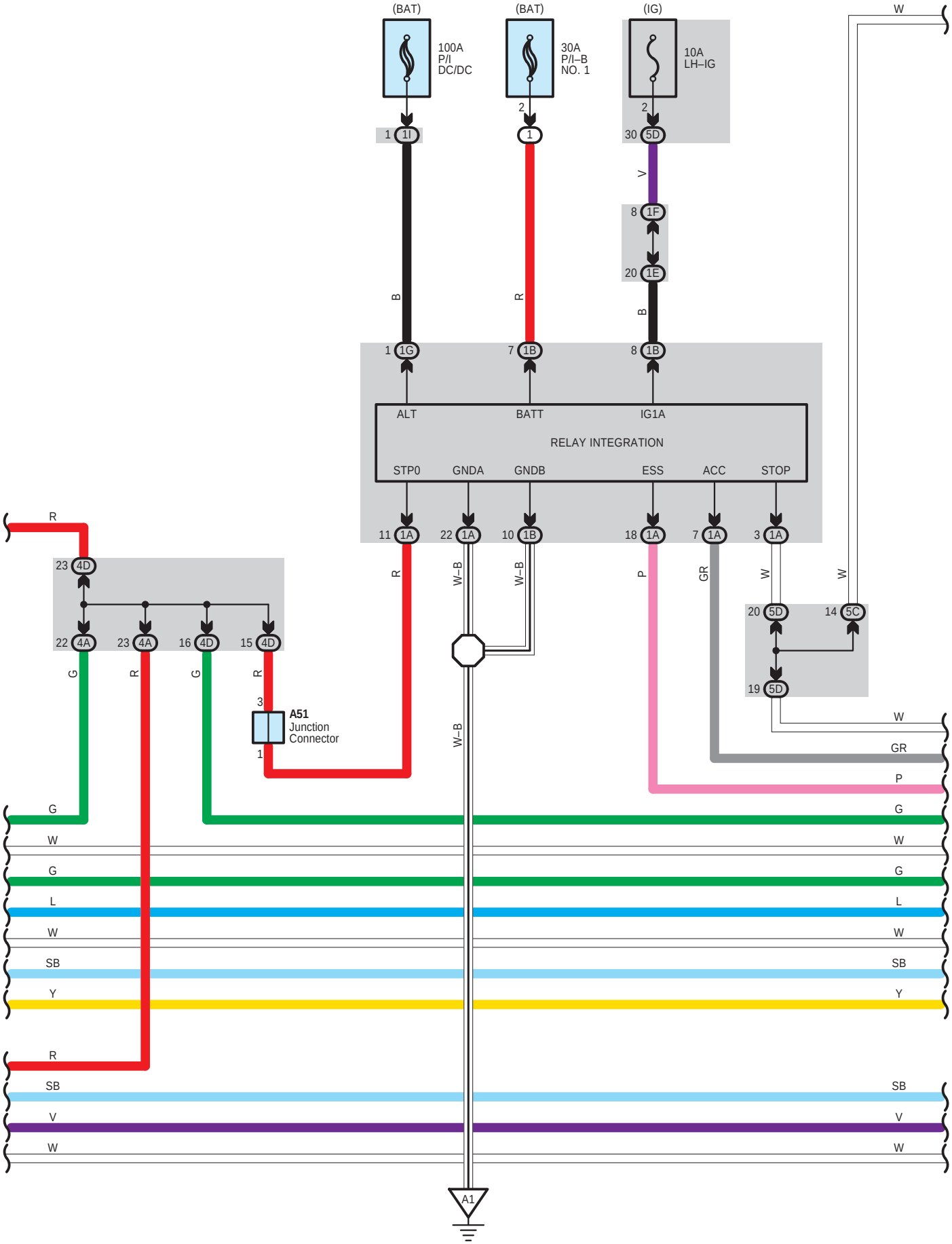
(BAT)
100A
P/I
DC/DC
(BAT)
30A
P/I–B
NO. 1
(IG)
10A
LH–IG
W
1 1I
2 1
2
30 5D
V
8 1F
20 1E
B
R
B
1 1G
7 1B
8 1B
ALT
BATT
IG1A
RELAY INTEGRATION
STP0
GNDA
GNDB
ESS
ACC
STOP
11 1A
22 1A
10 1B
18 1A
7 1A
3 1A
R
23 4D
22 4A
23 4A
16 4D
15 4D
G
R
G
R
R
W–B
W–B
P
GR
W
W
20 5D
14 5C
19 5D
3
1
A51
Junction
Connector
W–B
W
GR
P
R
G
W
G
L
W
SB
Y
R
SB
V
W
A1

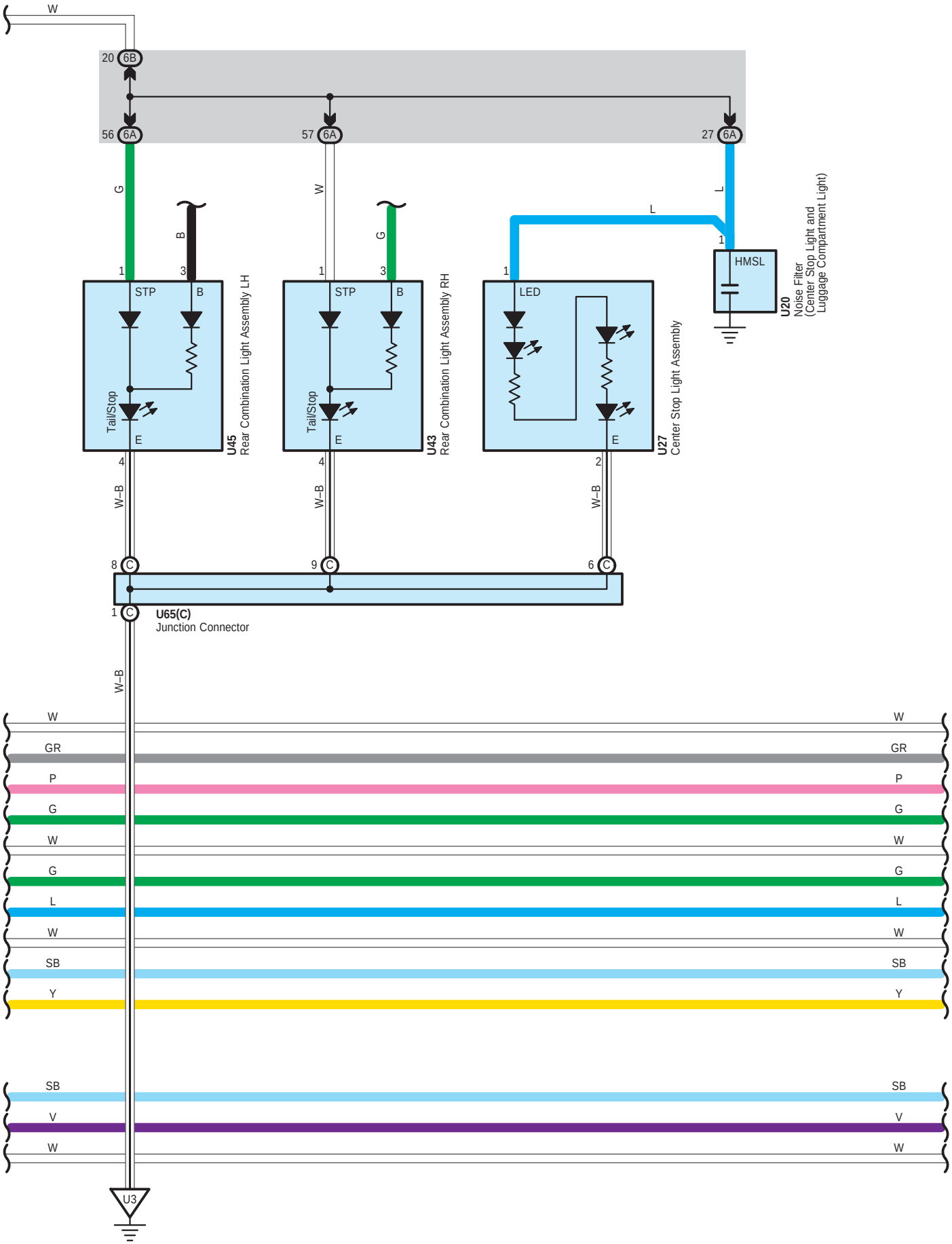
W
20 6B
56 6A
57 6A
27 6A
G
B
W
G
L
L
1
3
STP
B
Tail/Stop
E
U45
Rear Combination Light Assembly LH
U43
Rear Combination Light Assembly RH
LED
U27
Center Stop Light Assembly
HMSL
U20
Noise Filter
(Center Stop Light and
Luggage Compartment Light)
4
2
W–B
8 C
9 C
6 C
1 C
U65(C)
Junction Connector
GR
P
SB
Y
V
U3

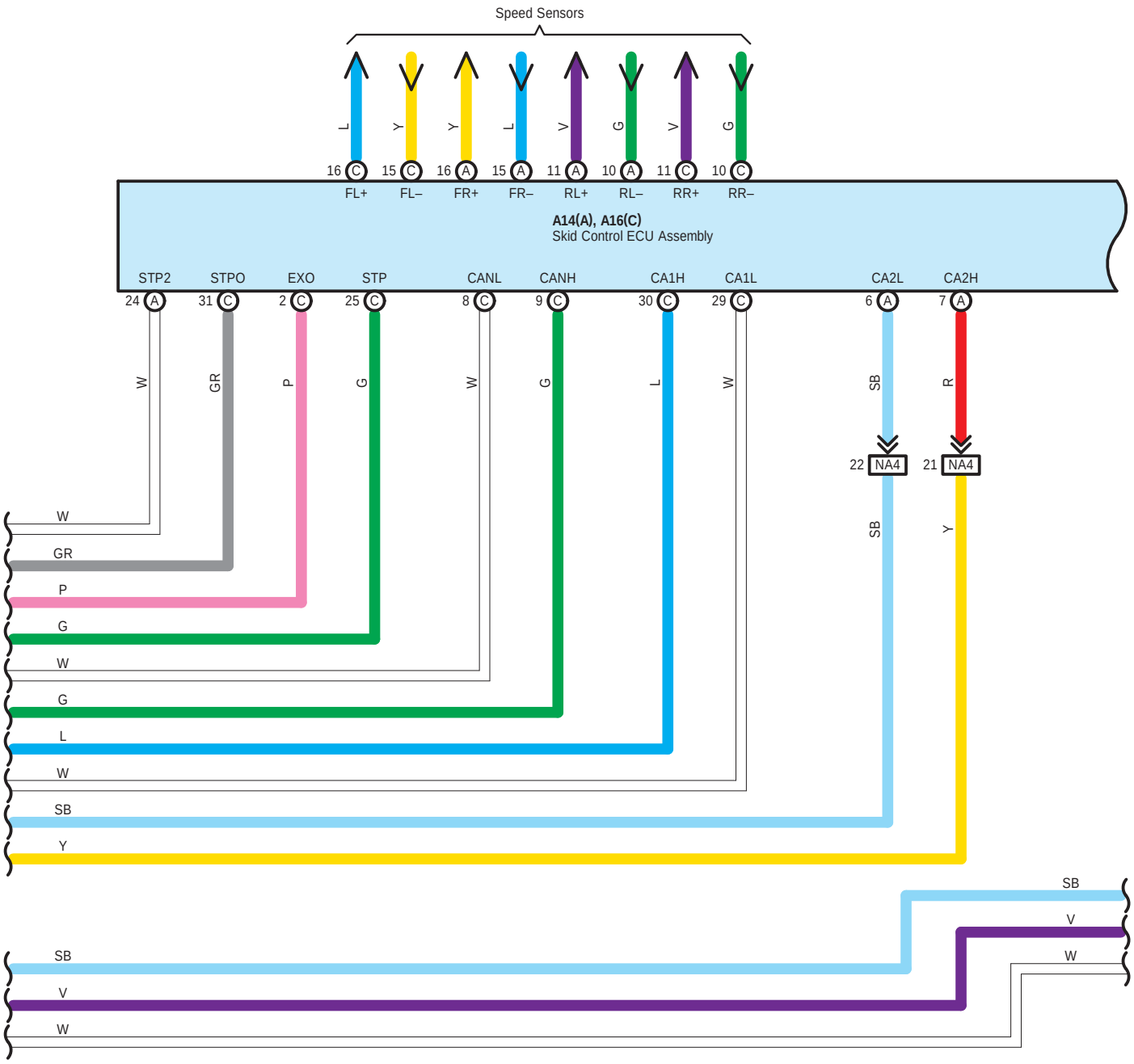
Speed Sensors
L
Y
Y
L
V
G
V
G
16 C
15 C
16 A
15 A
11 A
10 A
11 C
10 C
FL+
FL–
FR+
FR–
RL+
RL–
RR+
RR–
A14(A), A16(C)
Skid Control ECU Assembly
STP2
STPO
EXO
STP
CANL
CANH
CA1H
CA1L
CA2L
CA2H
24 A
31 C
2 C
25 C
8 C
9 C
30 C
29 C
6 A
7 A
W
GR
P
G
W
G
L
W
SB
R
22 NA4
21 NA4
SB
Y
W
GR
P
G
W
G
L
W
SB
Y
SB
V
W
SB
V
W

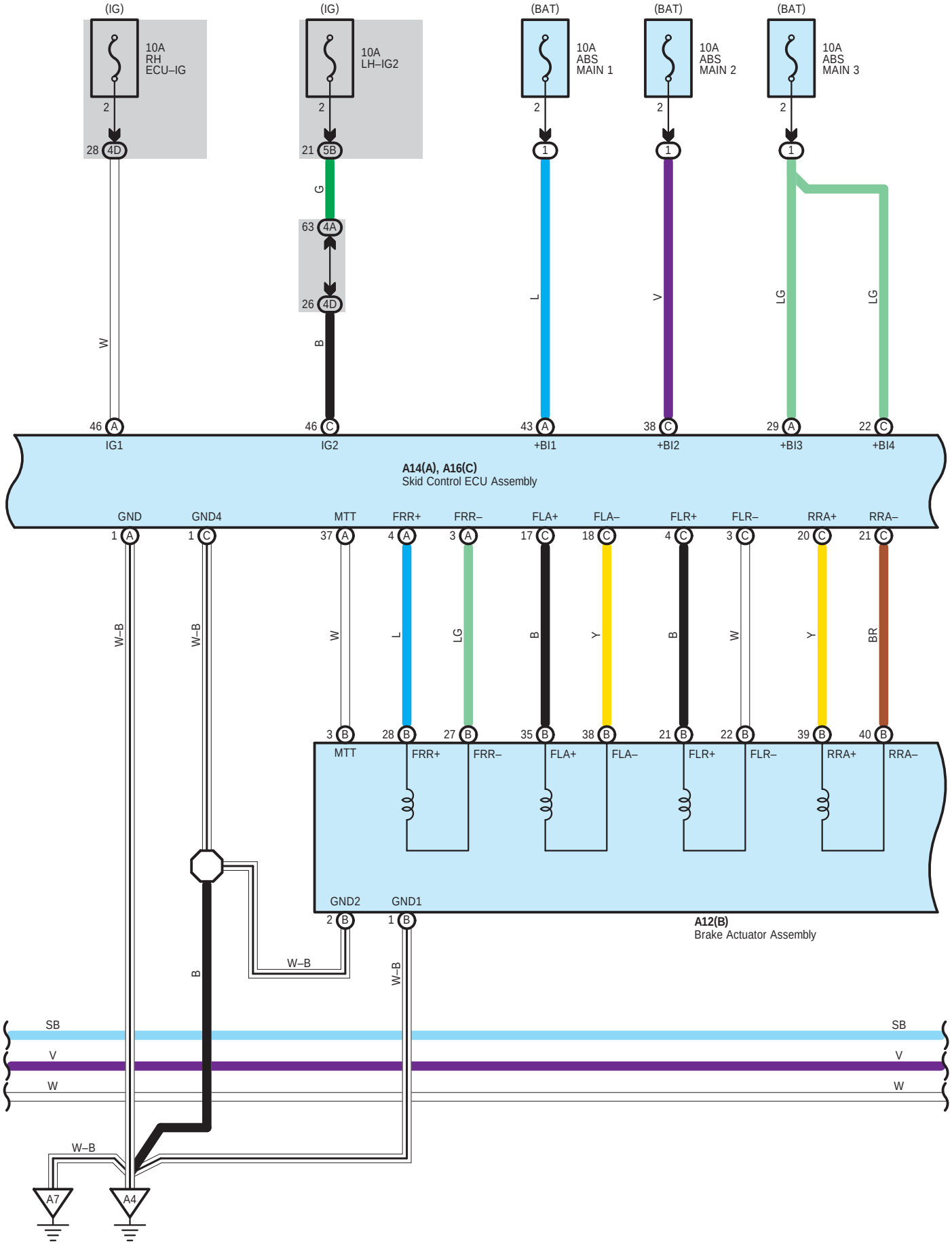
(IG)
10A
RH
ECU–IG
2
28 4D
W
46 A
IG1
(IG)
10A
LH–IG2
2
21 5B
G
63 4A
26 4D
B
46 C
IG2
(BAT)
10A
ABS
MAIN 1
2
1
L
43 A
+BI1
(BAT)
10A
ABS
MAIN 2
2
1
V
38 C
+BI2
(BAT)
10A
ABS
MAIN 3
2
1
LG
LG
29 A
+BI3
22 C
+BI4
A14(A), A16(C)
Skid Control ECU Assembly
GND
GND4
MTT
FRR+
FRR–
FLA+
FLA–
FLR+
FLR–
RRA+
RRA–
1 A
1 C
37 A
4 A
3 A
17 C
18 C
4 C
3 C
20 C
21 C
W–B
W–B
W
L
LG
B
Y
B
W
Y
BR
3 B
28 B
27 B
35 B
38 B
21 B
22 B
39 B
40 B
MTT
FRR+
FRR–
FLA+
FLA–
FLR+
FLR–
RRA+
RRA–
GND2
GND1
2 B
1 B
A12(B)
Brake Actuator Assembly
W–B
B
W–B
SB
V
W
SB
V
W
W–B
A7
A4

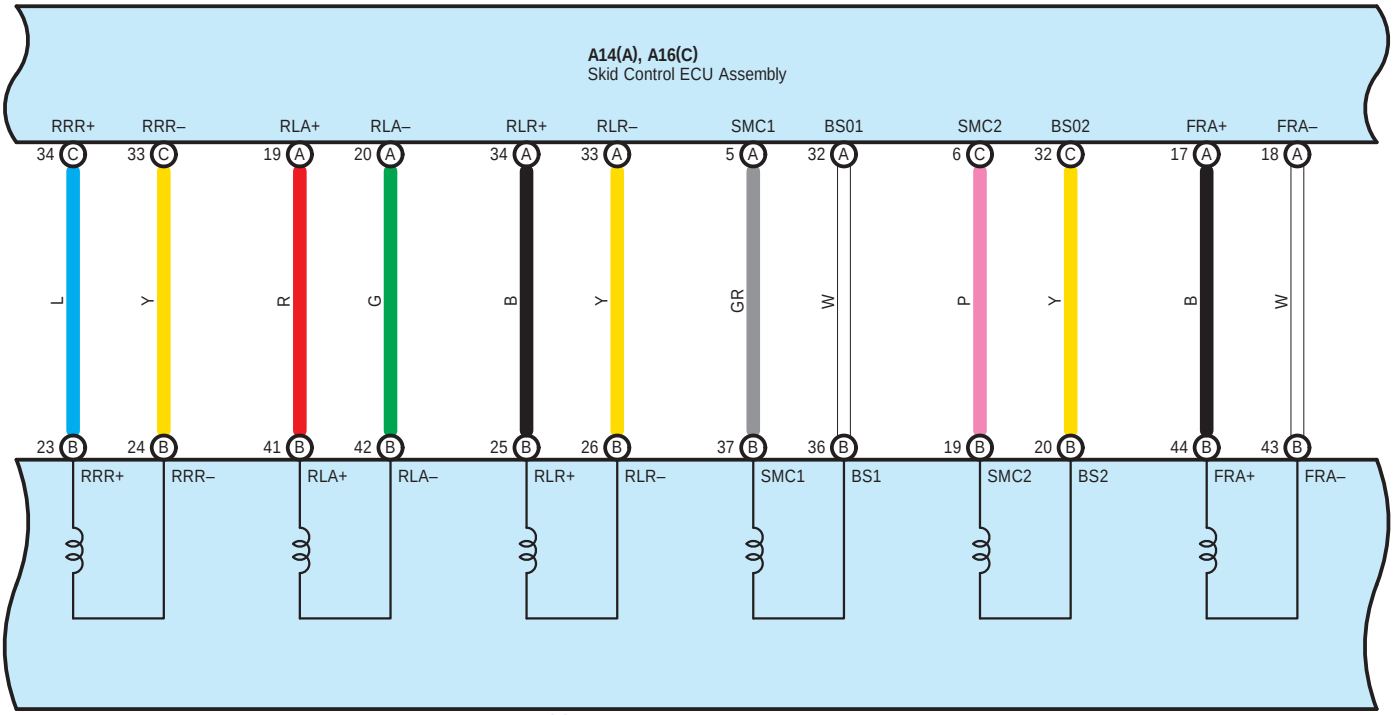
A14(A), A16(C)
Skid Control ECU Assembly
RRR+
RRR–
RLA+
RLA–
RLR+
RLR–
SMC1
BS01
SMC2
BS02
FRA+
FRA–
34 C
33 C
19 A
20 A
34 A
33 A
5 A
32 A
6 C
32 C
17 A
18 A
L
Y
R
G
B
Y
GR
W
P
Y
B
W
23 B
24 B
41 B
42 B
25 B
26 B
37 B
36 B
19 B
20 B
44 B
43 B
RRR+
RRR–
RLA+
RLA–
RLR+
RLR–
SMC1
BS1
SMC2
BS2
FRA+
FRA–
A12(B)
Brake Actuator Assembly

SB
SB
V
V
W
W

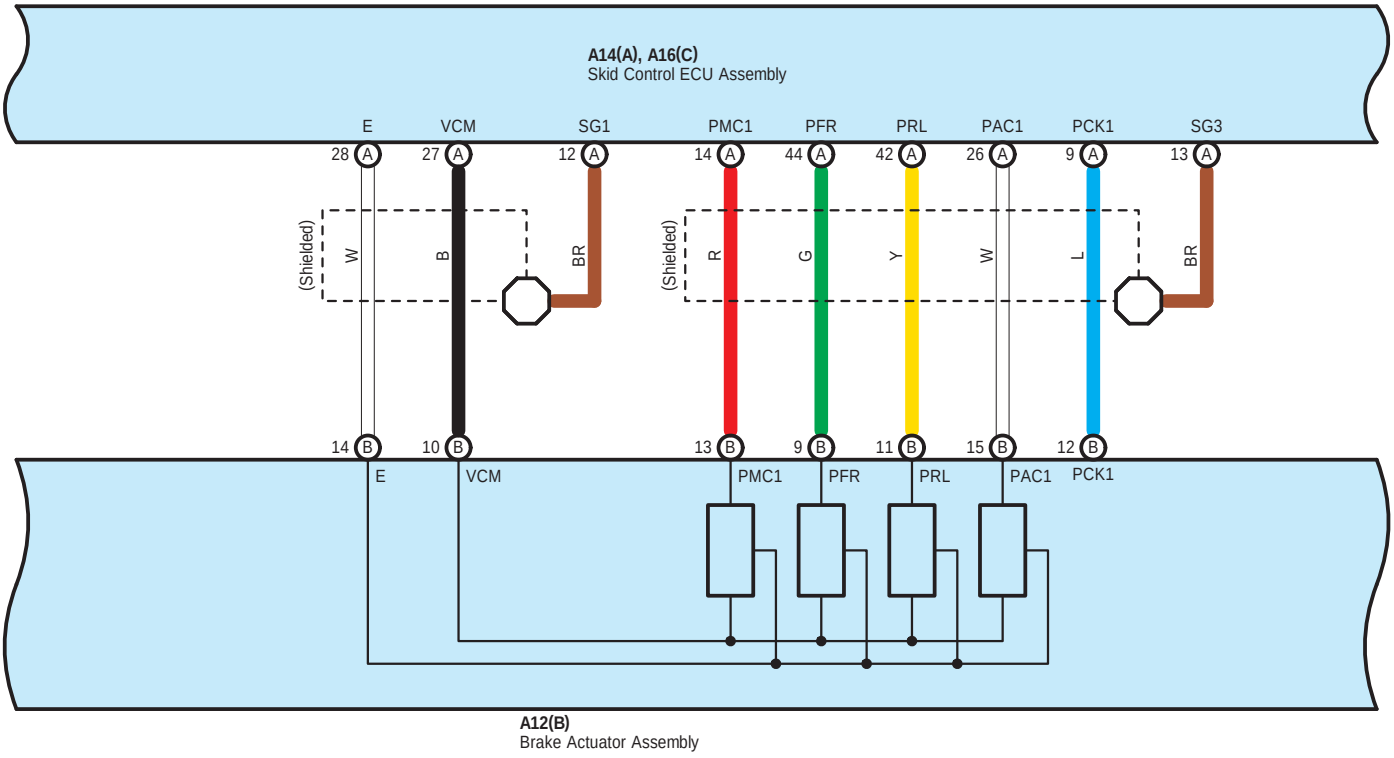
A14(A), A16(C)
Skid Control ECU Assembly
E
VCM
SG1
PMC1
PFR
PRL
PAC1
PCK1
SG3
28 A
27 A
12 A
14 A
44 A
42 A
26 A
9 A
13 A
(Shielded)
W
B
BR
(Shielded)
R
G
Y
W
L
BR
14 B
10 B
13 B
9 B
11 B
15 B
12 B
E
VCM
PMC1
PFR
PRL
PAC1
PCK1
A12(B)
Brake Actuator Assembly

SB
SB
V
V
W
W

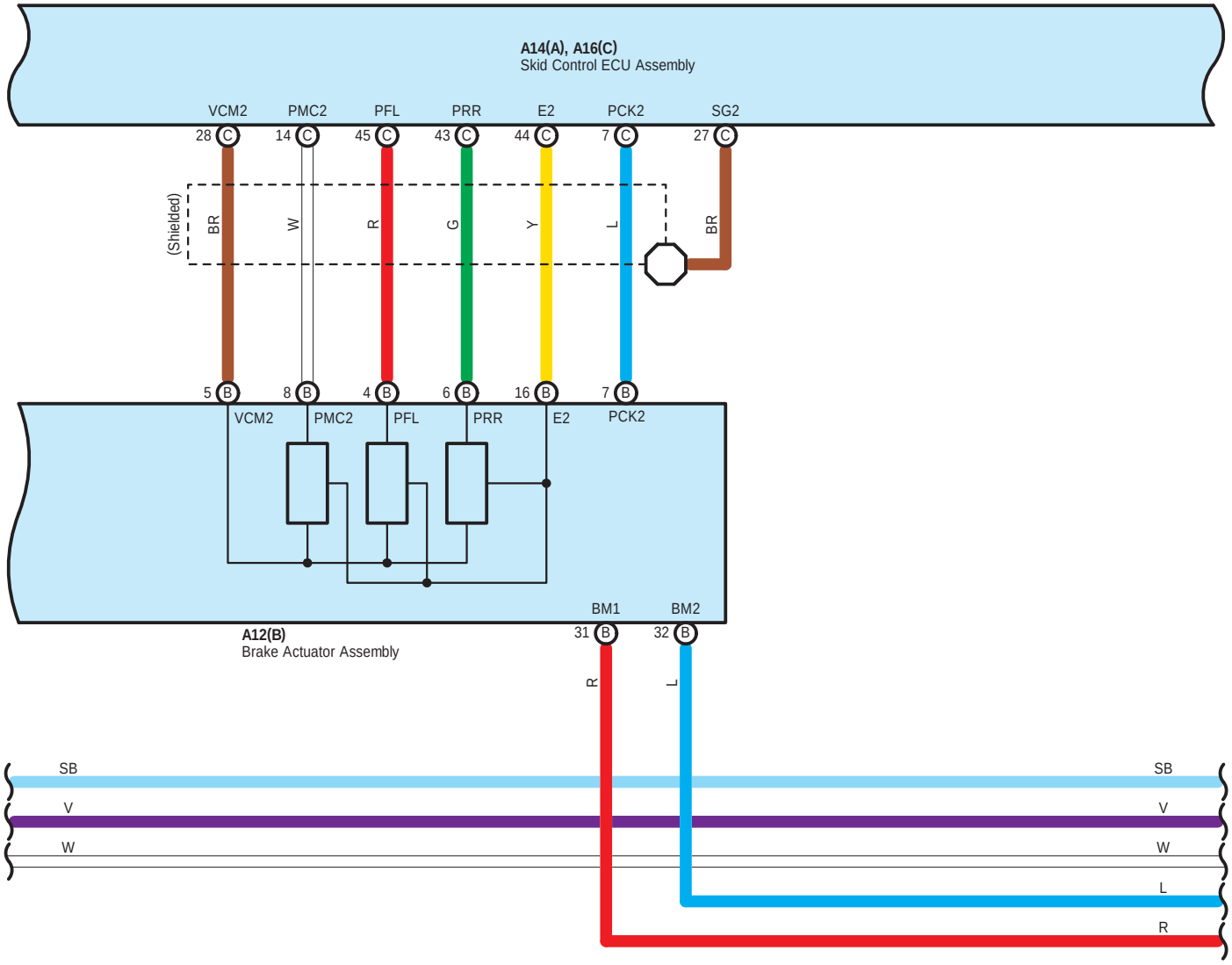
A14(A), A16(C)
Skid Control ECU Assembly
VCM2
PMC2
PFL
PRR
E2
PCK2
SG2
28 C
14 C
45 C
43 C
44 C
7 C
27 C
(Shielded)
BR
W
R
G
Y
L
BR
5 B
8 B
4 B
6 B
16 B
7 B
VCM2
PMC2
PFL
PRR
E2
PCK2
BM1
BM2
31 B
32 B
A12(B)
Brake Actuator Assembly
R
L
SB
V
W
SB
V
W
L
R

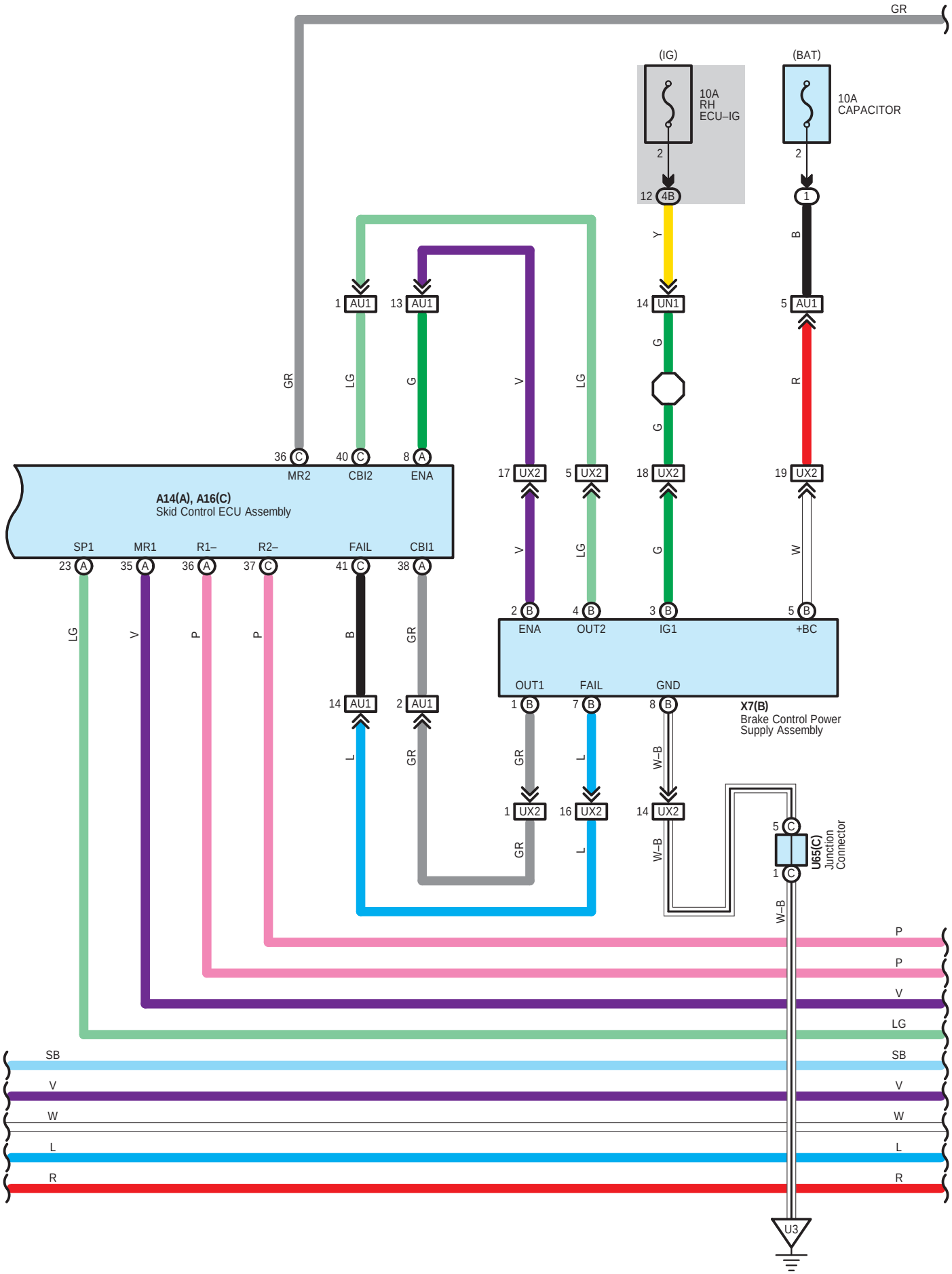
GR
(IG)
10A
RH
ECU–IG
(BAT)
10A
CAPACITOR
2
12 4B
2
1
Y
B
1 AU1
13 AU1
14 UN1
5 AU1
G
R
GR
LG
G
V
LG
G
36 C
40 C
8 A
MR2
CBI2
ENA
17 UX2
5 UX2
18 UX2
19 UX2
A14(A), A16(C)
Skid Control ECU Assembly
SP1
MR1
R1–
R2–
FAIL
CBI1
23 A
35 A
36 A
37 C
41 C
38 A
V
LG
G
W
2 B
4 B
3 B
5 B
ENA
OUT2
IG1
+BC
LG
V
P
P
B
GR
OUT1
FAIL
GND
14 AU1
2 AU1
1 B
7 B
8 B
X7(B)
Brake Control Power
Supply Assembly
L
GR
GR
L
W–B
1 UX2
16 UX2
14 UX2
GR
L
W–B
5 C
1 C
U65(C)
Junction
Connector
W–B
P
P
V
LG
SB
SB
V
V
W
W
L
L
R
R
U3

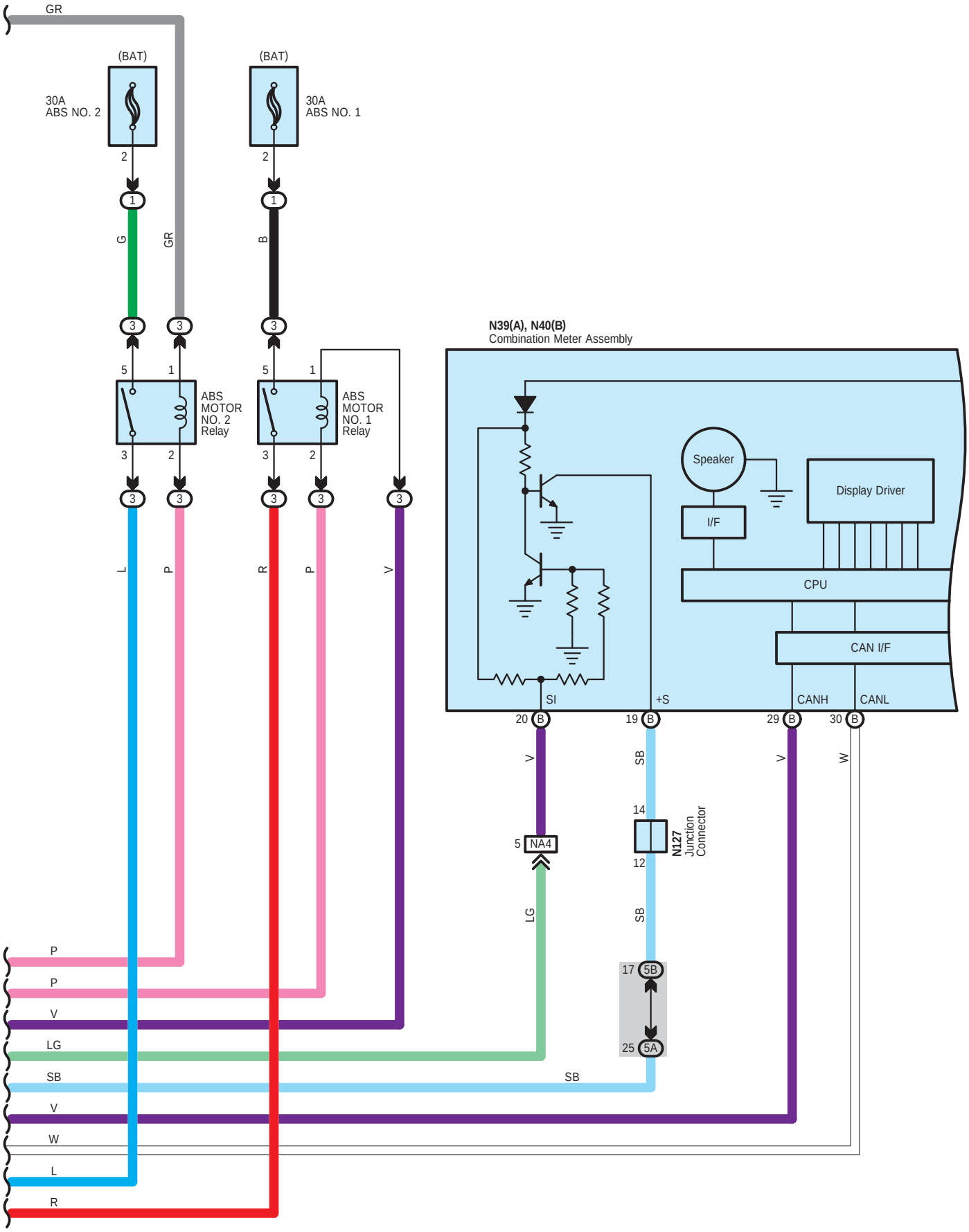
GR
(BAT)
30A
ABS NO. 2
(BAT)
30A
ABS NO. 1
G
GR
B
ABS
MOTOR
NO. 2
Relay
ABS
MOTOR
NO. 1
Relay
N39(A), N40(B)
Combination Meter Assembly
Speaker
Display Driver
I/F
CPU
CAN I/F
SI
+S
CANH
CANL
NA4
N127
Junction
Connector
L
P
R
P
V
LG
SB
V
W
L
R
P
P
V
LG
SB
SB

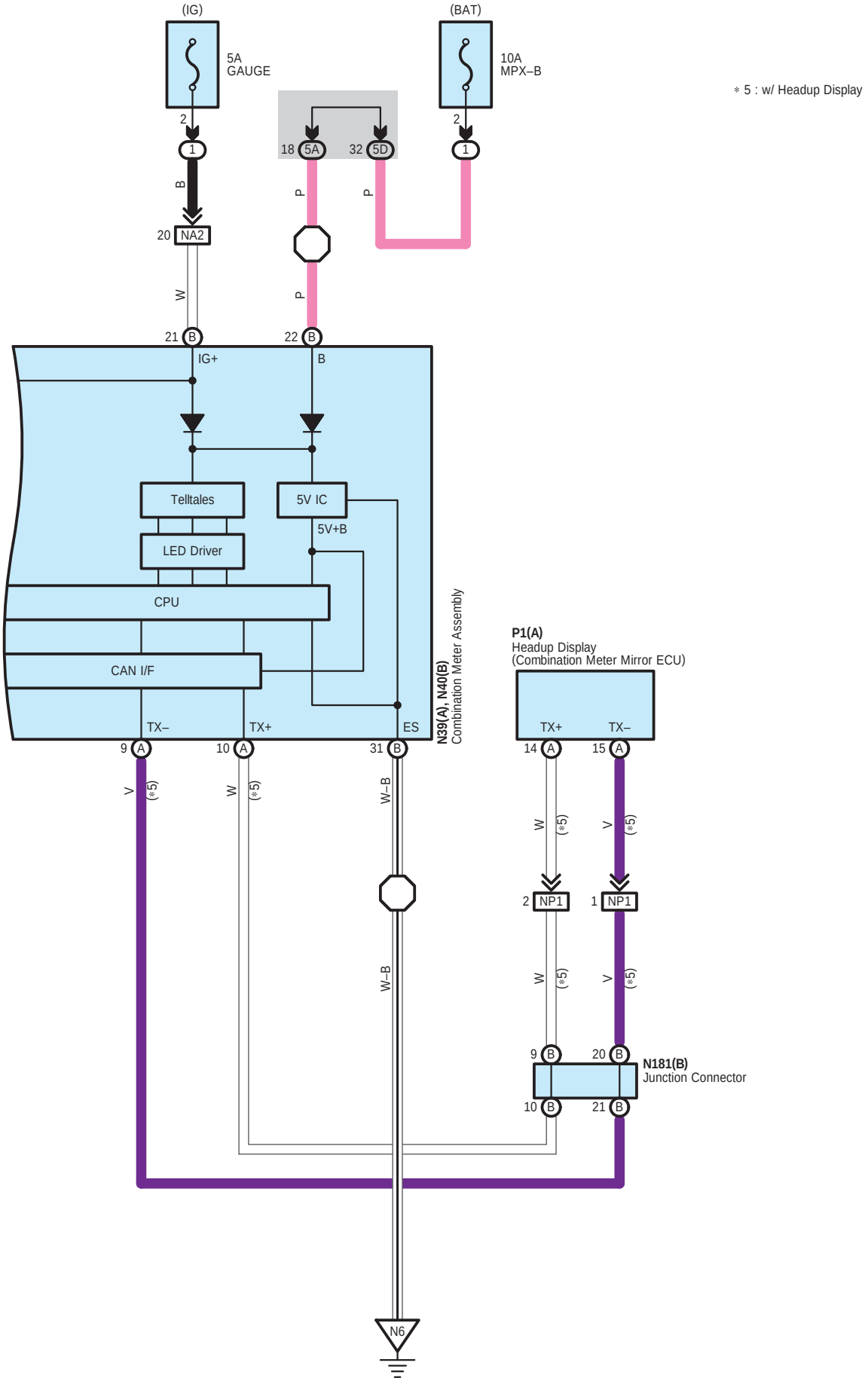
(IG)
5A
GAUGE
(BAT)
10A
MPX–B
∗ 5 : w/ Headup Display
2
1
18 5A
32 5D
2
1
B
P
P
20 NA2
W
P
21 B
22 B
IG+
B
Telltales
5V IC
5V+B
LED Driver
CPU
CAN I/F
TX–
TX+
ES
N39(A), N40(B)
Combination Meter Assembly
P1(A)
Headup Display
(Combination Meter Mirror ECU)
TX+
TX–
9 A
10 A
31 B
14 A
15 A
V
(∗5)
W
(∗5)
W–B
W
(∗5)
V
(∗5)
2 NP1
1 NP1
W–B
W
(∗5)
V
(∗5)
9 B
20 B
N181(B)
Junction Connector
10 B
21 B
N6

A 2
Black



A 5
White

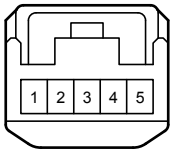

A 12
Black

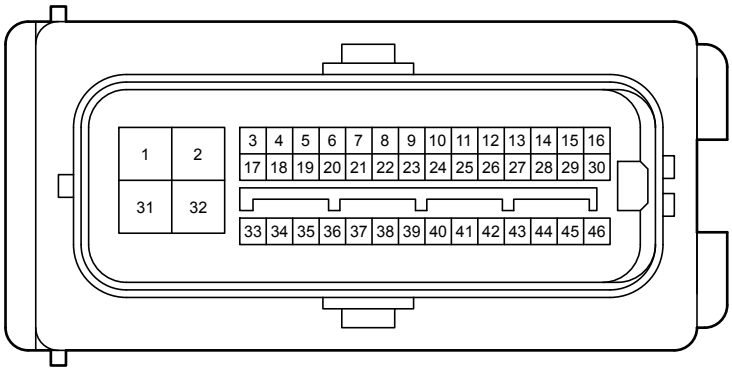

A 14
Black

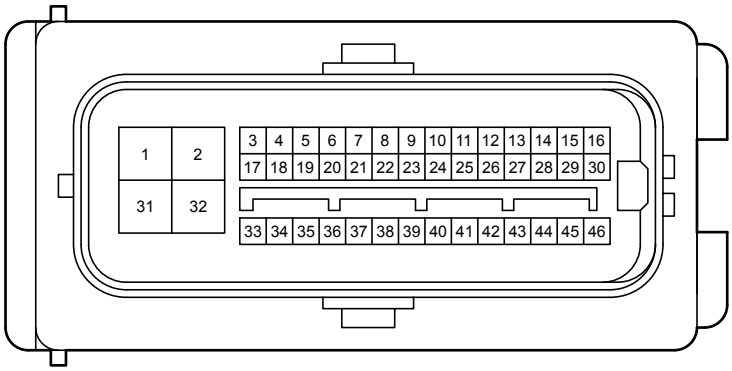

A 16
Gray

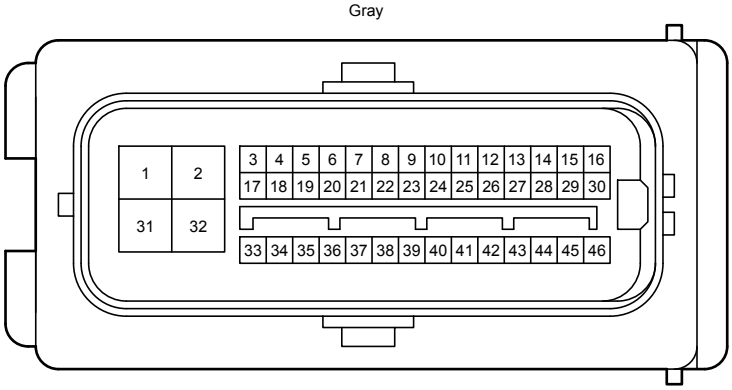

A 20
Black

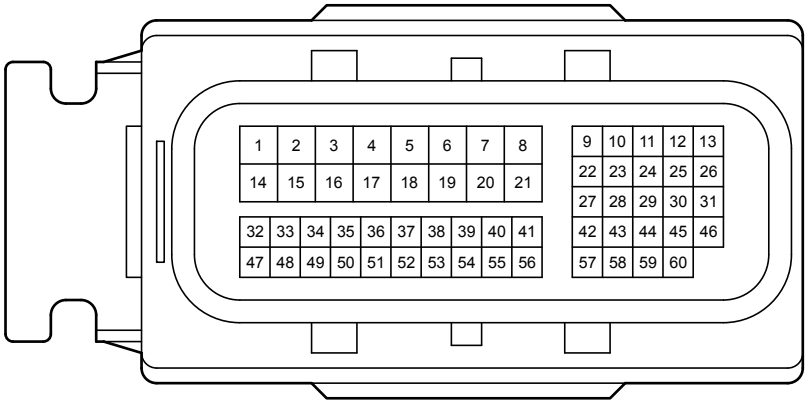

A 35
Gray

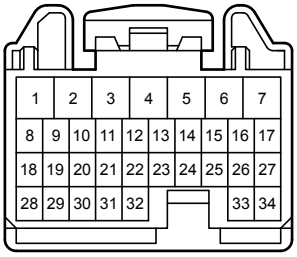

A 36
Gray

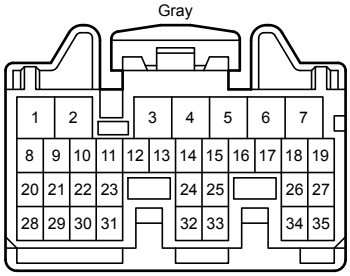

A 51
Blue

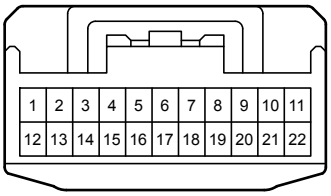

A 53
White

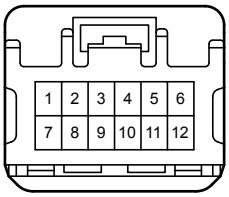

A 57
Blue

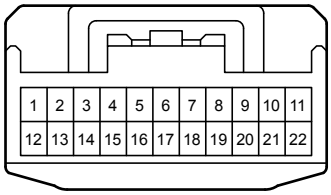

A 69
Gray



B 17
Black



F 5
Black

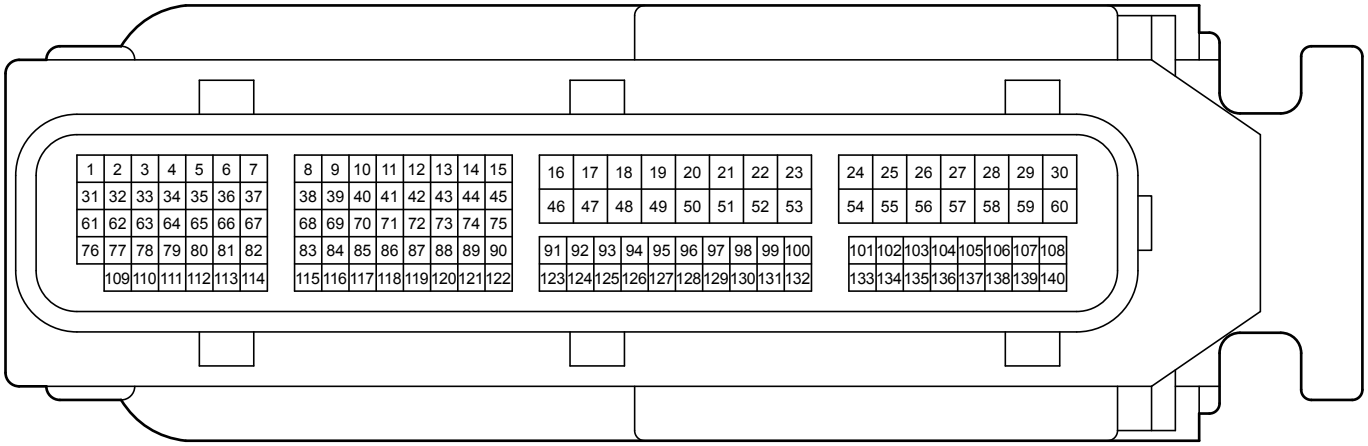

F 24
Black



F 52
Gray

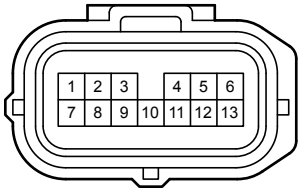

F 55
Black

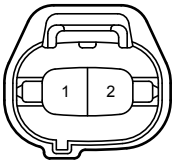

F 65
Gray

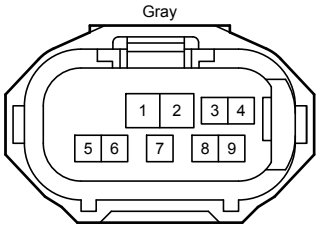

F 66
Gray

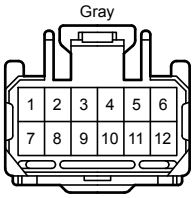

N 1
Blue



N 20
Black

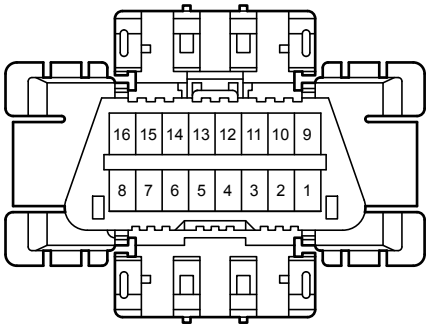

N 23
Black

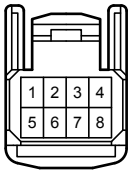

N 31
Black

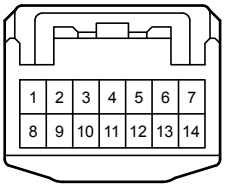

N 33
White

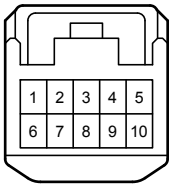

N 34
Black

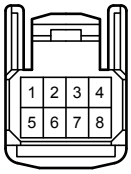

N 39
Black

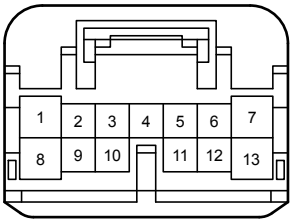

N 40
Black

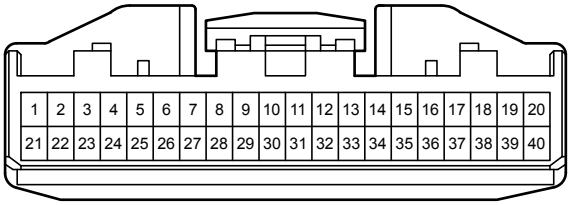

N 51
Black



N 59
Black

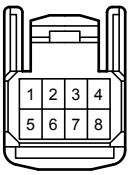

N 91
Gray

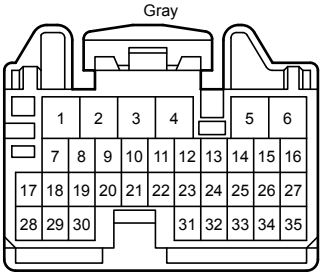

N 92
Gray

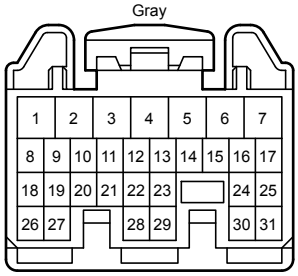

N127
Blue

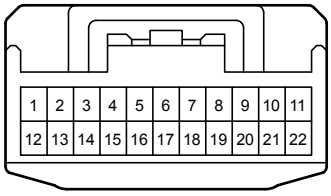

N131
Gray

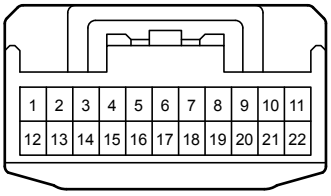

N134
Black

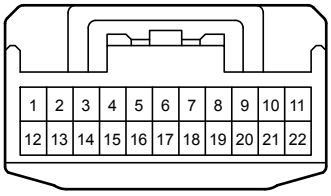

N165
Black

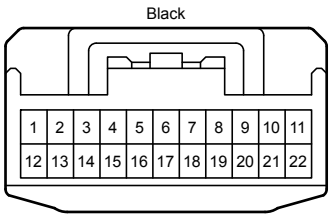

N173
White

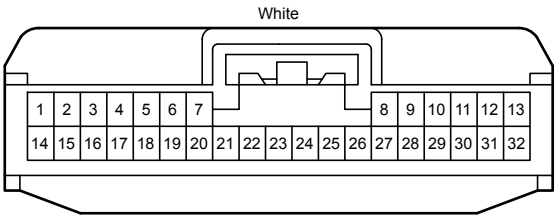

N176
Black

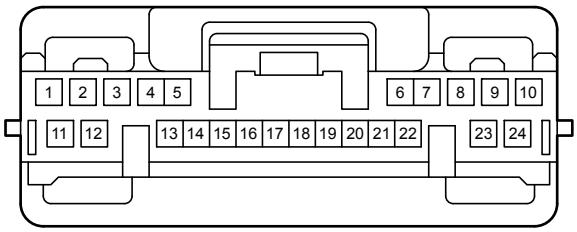

N177
Gray

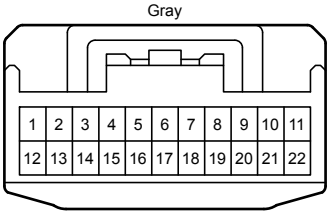

N178
Gray

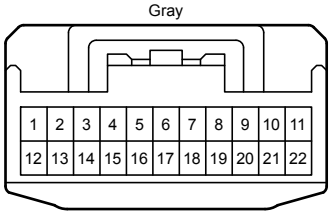

N181
Black

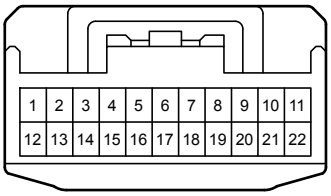

N182
Black

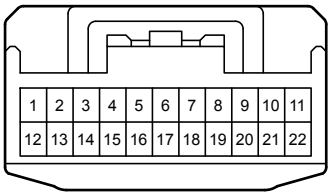

P 1
White

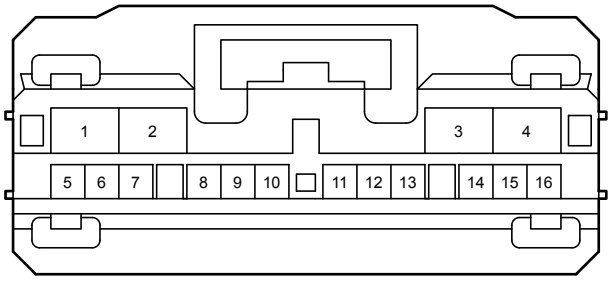

T 11
White

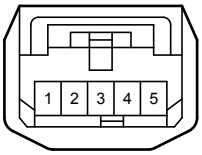

T 44
Blue

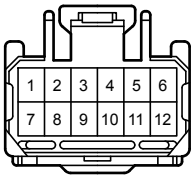

T 45
Blue



U 20
Black

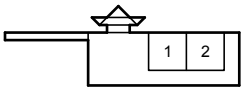

U 27
White



U 37
White



U 43
White

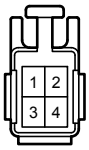

U 45
White

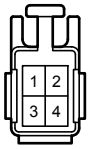

U 65
White

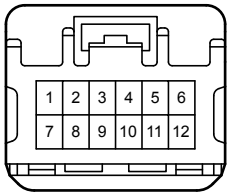

U 67
Gray

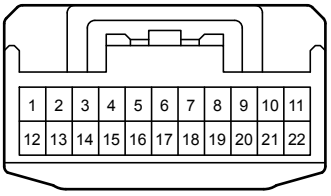

X 7
White

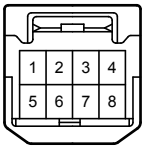

Y 17
Gray

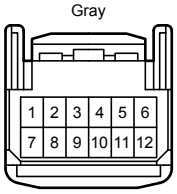

Y 21
Black

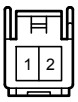

z 4
Black

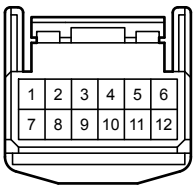

z 25
White

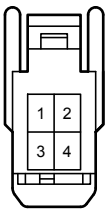

1A
Black

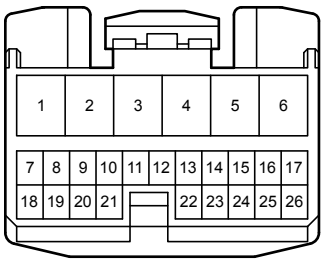

1B
Black



1D
White

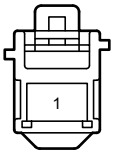

1E
White

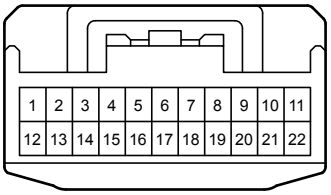

1F
White

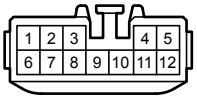

1G
Black

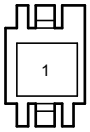

1I
White

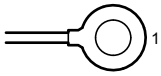

4A
White

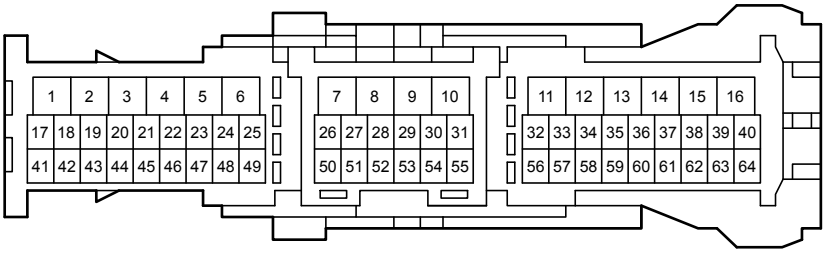

4B
White

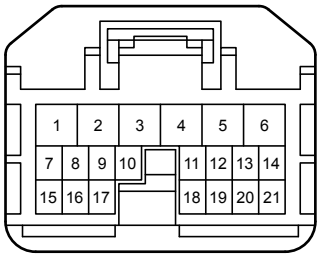

4D
White

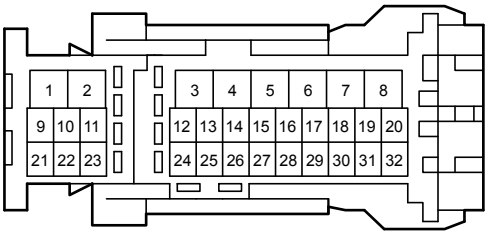

5A
White

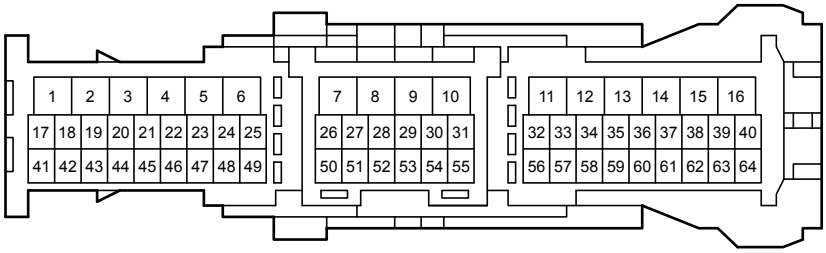

5B
White

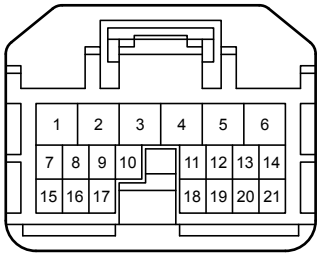

5C
White

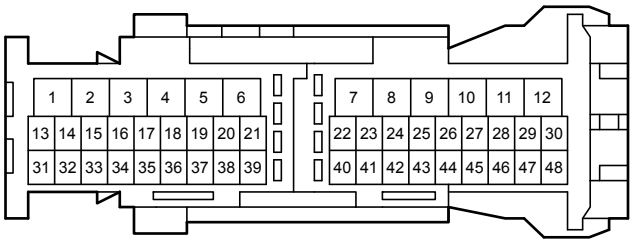

5D
White

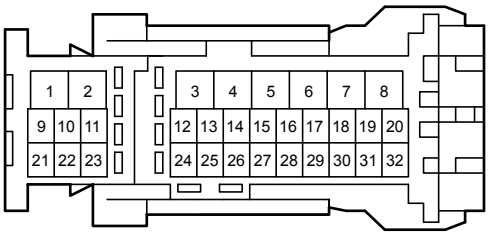

6A
White

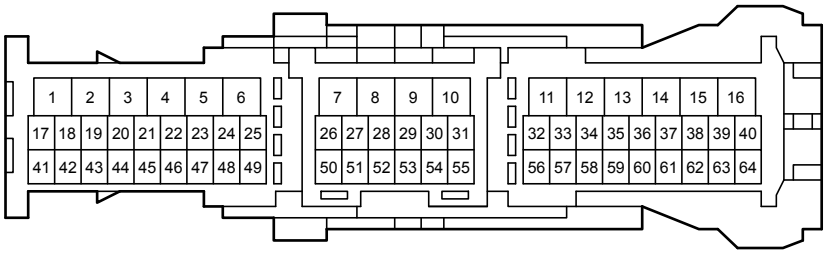

6B
White

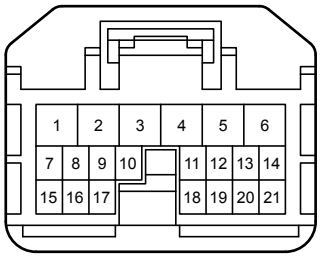

AF1
White

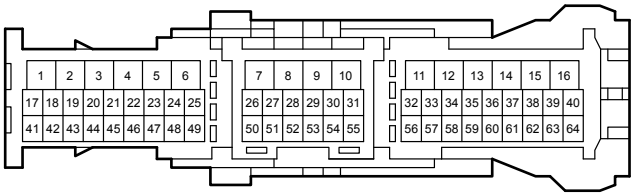

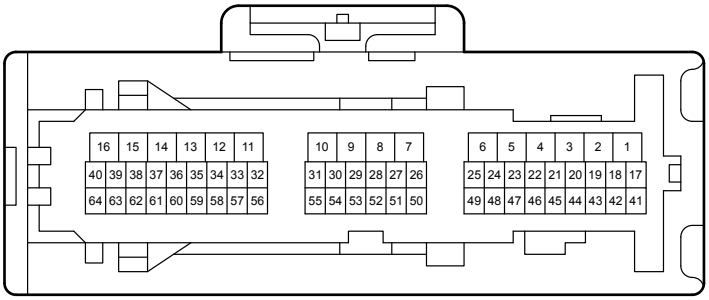

AF2
White

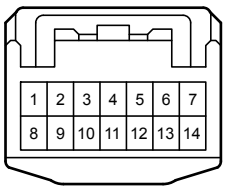

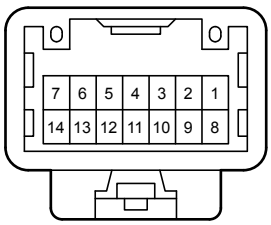

AU1
White

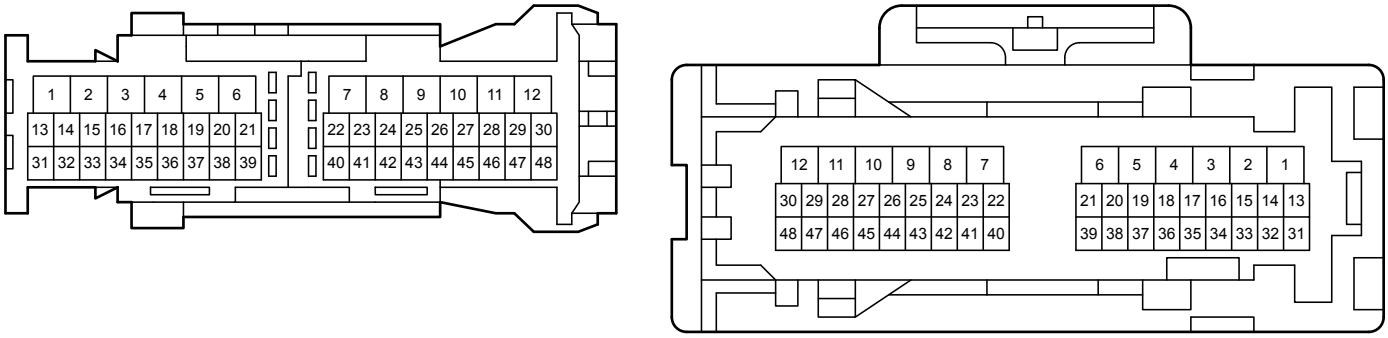

BA2
White

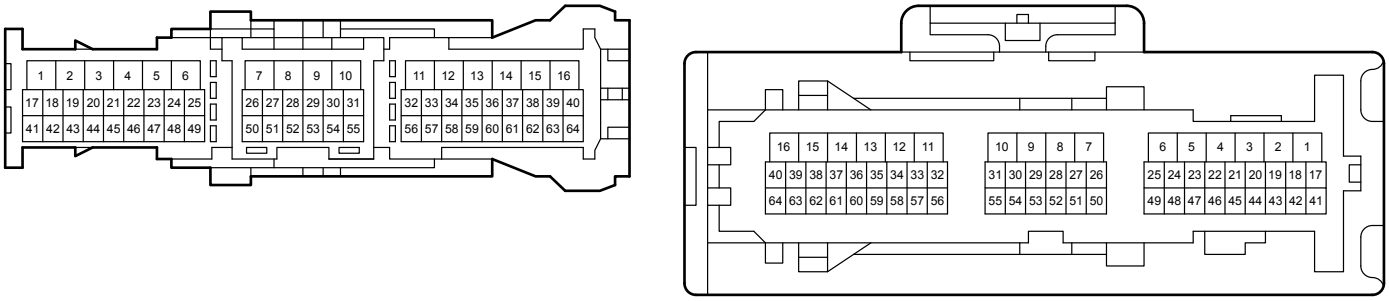

NA1
White

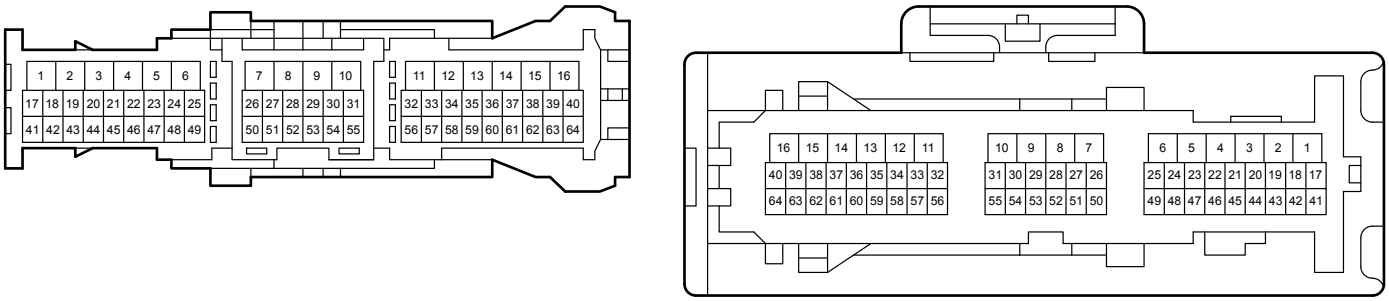

NA2
White

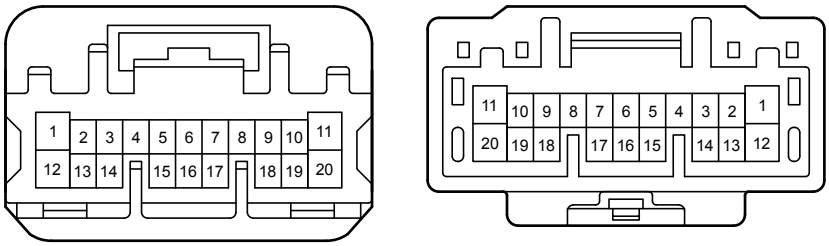

NA3
White

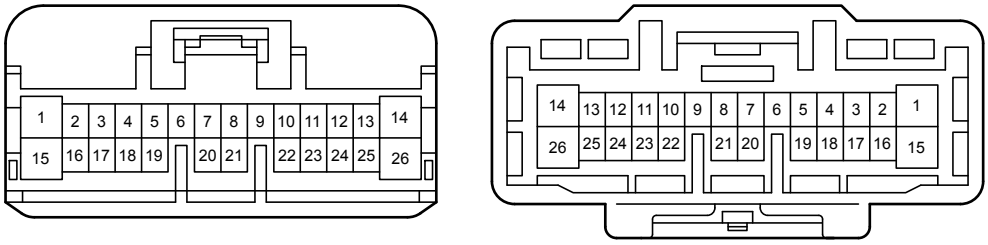

NA4
Gray

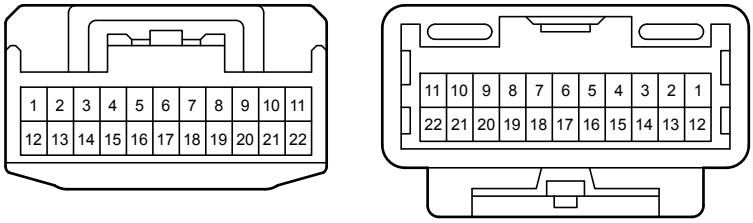

NO1
White

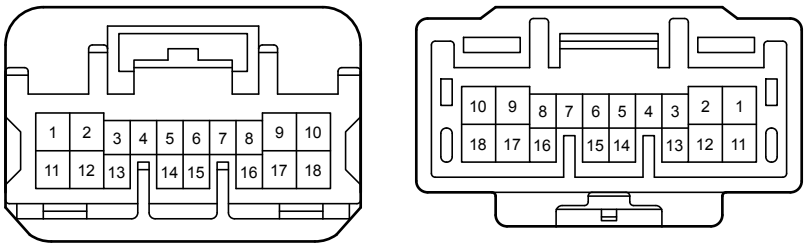

NP1
White

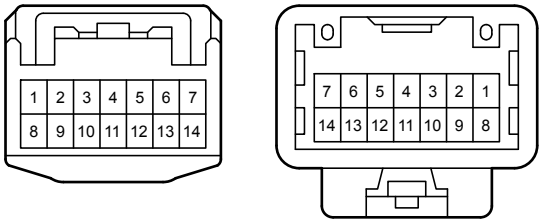

NU2
White

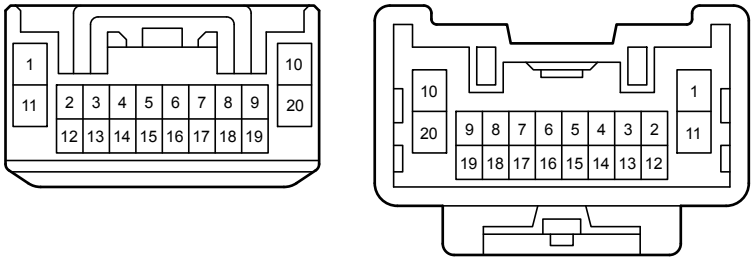

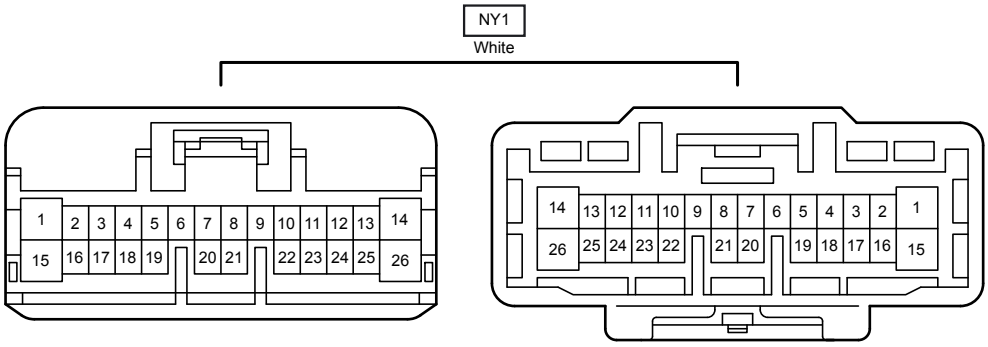
NY1
White
1 2 3 4 5 6 7 8 9 10 11 12 13 14
15 16 17 18 19 20 21 22 23 24 25 26
14 13 12 11 10 9 8 7 6 5 4 3 2 1
26 25 24 23 22 21 20 19 18 17 16 15

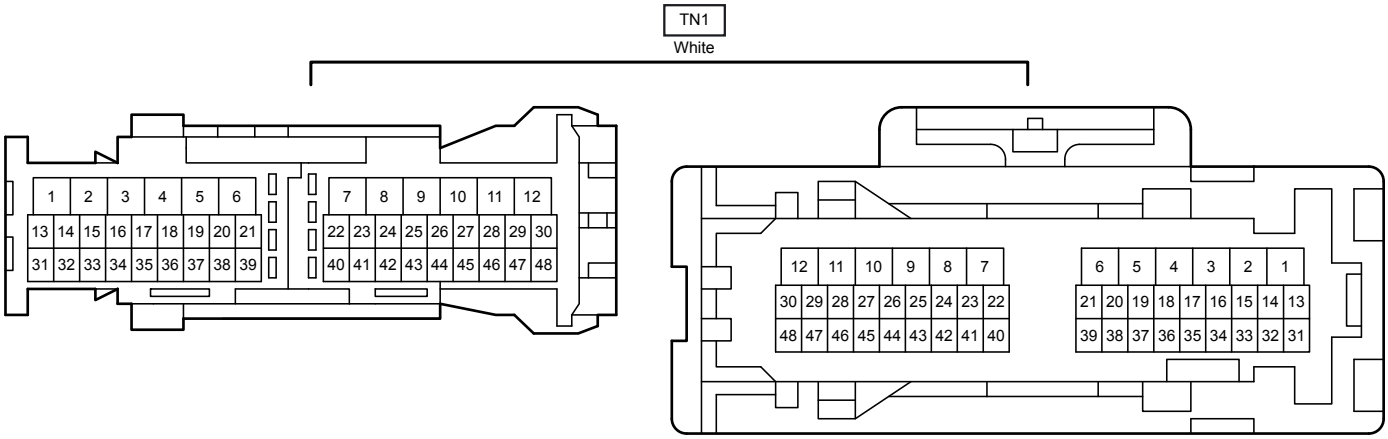
TN1
White
1 2 3 4 5 6 7 8 9 10 11 12
13 14 15 16 17 18 19 20 21 22 23 24 25 26 27 28 29 30
31 32 33 34 35 36 37 38 39 40 41 42 43 44 45 46 47 48
12 11 10 9 8 7 6 5 4 3 2 1
30 29 28 27 26 25 24 23 22 21 20 19 18 17 16 15 14 13
48 47 46 45 44 43 42 41 40 39 38 37 36 35 34 33 32 31

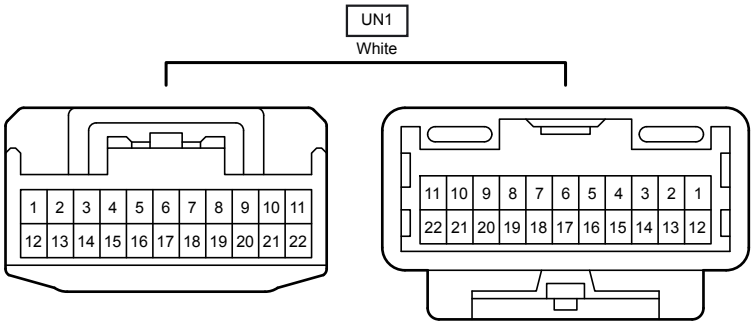
UN1
White
1 2 3 4 5 6 7 8 9 10 11
12 13 14 15 16 17 18 19 20 21 22
11 10 9 8 7 6 5 4 3 2 1
22 21 20 19 18 17 16 15 14 13 12

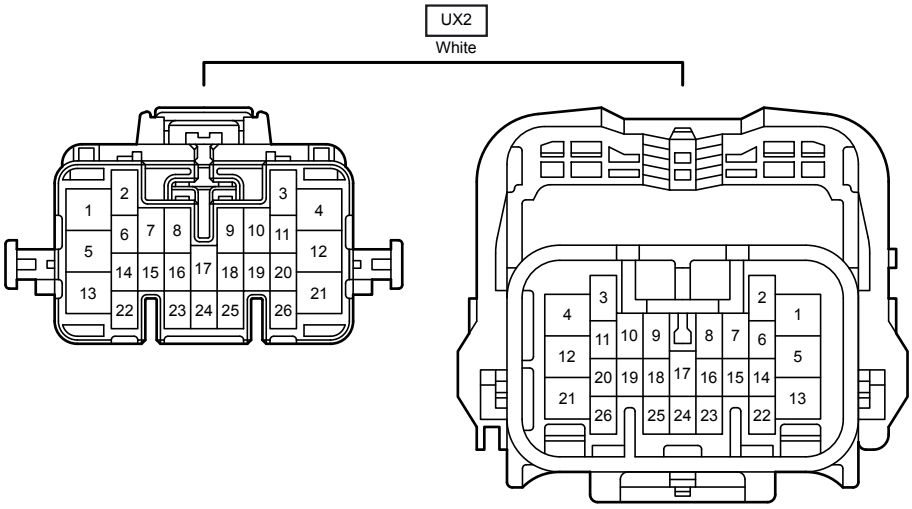
UX2
White
1 2 3 4 5 6 7 8 9 10 11 12 13 14 15 16 17 18 19 20 21 22 23 24 25 26
4 3 2 1 12 11 10 9 8 7 6 5 21 20 19 18 17 16 15 14 13 26 25 24 23 22