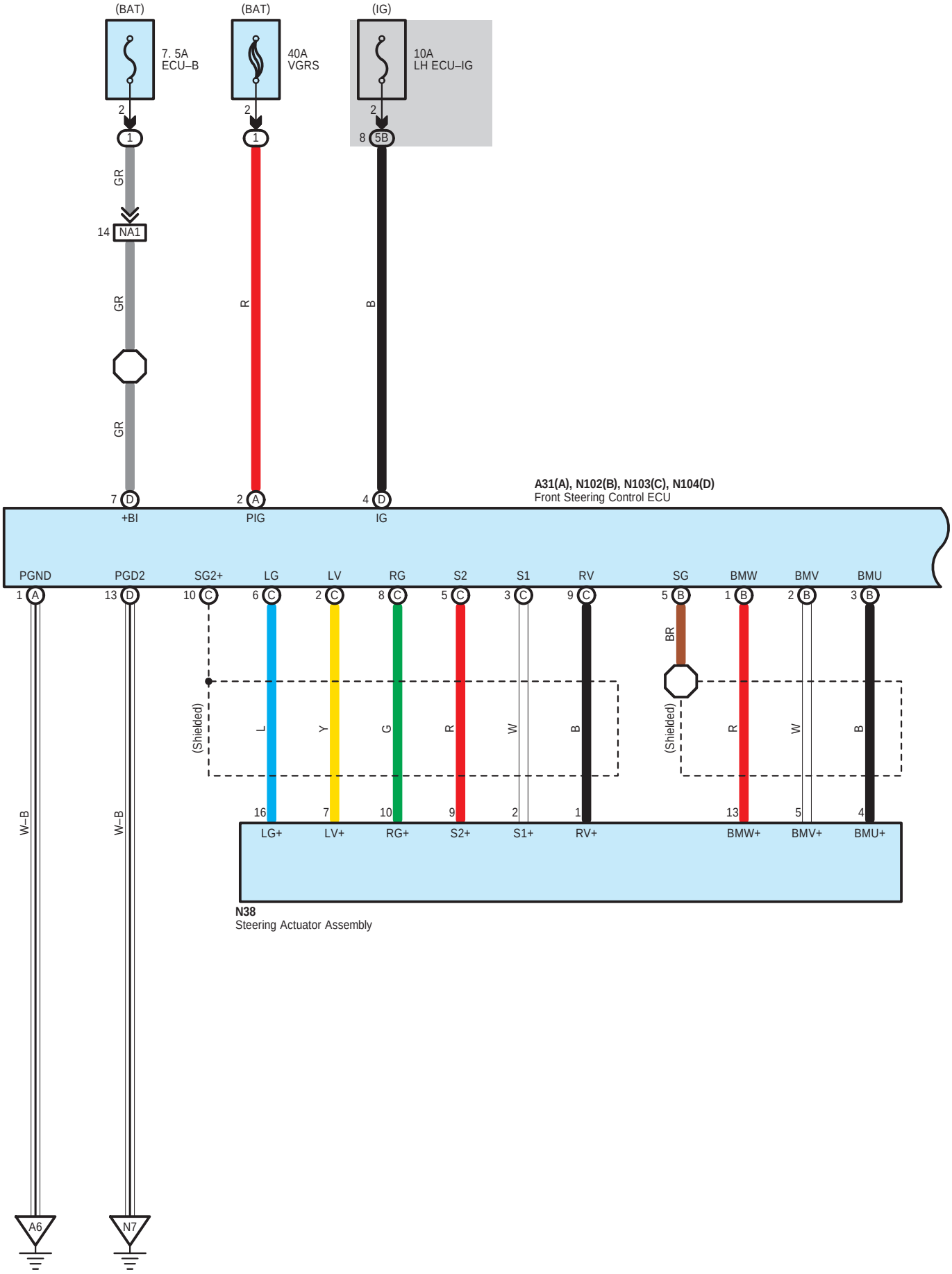
(BAT)
7. 5A
ECU–B
(BAT)
40A
VGRS
(IG)
10A
LH ECU–IG
2
1
GR
14
NA1
GR
GR
7
D
+BI
R
2
A
PIG
B
8
5B
4
D
IG
A31(A), N102(B), N103(C), N104(D)
Front Steering Control ECU
PGND
PGD2
SG2+
LG
LV
RG
S2
S1
RV
SG
BMW
BMV
BMU
1 A
13 D
10 C
6 C
2 C
8 C
5 C
3 C
9 C
5 B
1 B
2 B
3 B
BR
(Shielded)
L
Y
G
R
W
B
(Shielded)
R
W
B
W–B
W–B
16
7
10
9
2
1
13
5
4
LG+
LV+
RG+
S2+
S1+
RV+
BMW+
BMV+
BMU+
N38
Steering Actuator Assembly
A6
N7

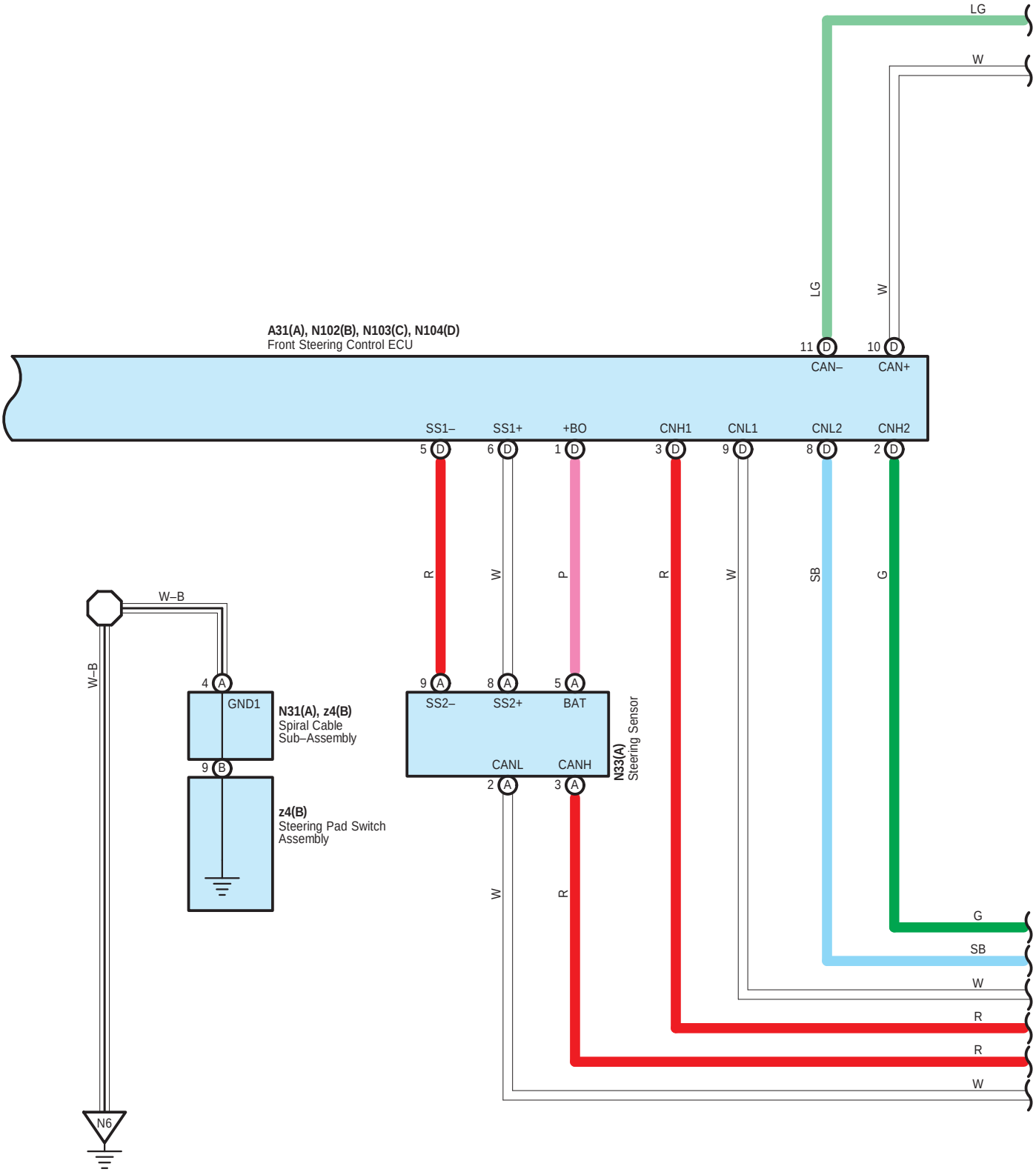
LG
W
LG
W
A31(A), N102(B), N103(C), N104(D)
Front Steering Control ECU
11 D
CAN–
10 D
CAN+
SS1–
SS1+
+BO
CNH1
CNL1
CNL2
CNH2
5 D
6 D
1 D
3 D
9 D
8 D
2 D
R
W
P
R
W
SB
G
W–B
W–B
4 A
GND1
N31(A), z4(B)
Spiral Cable
Sub–Assembly
9 B
z4(B)
Steering Pad Switch
Assembly
9 A
8 A
5 A
SS2–
SS2+
BAT
CANL
CANH
2 A
3 A
N33(A)
Steering Sensor
W
R
G
SB
W
R
R
W
N6

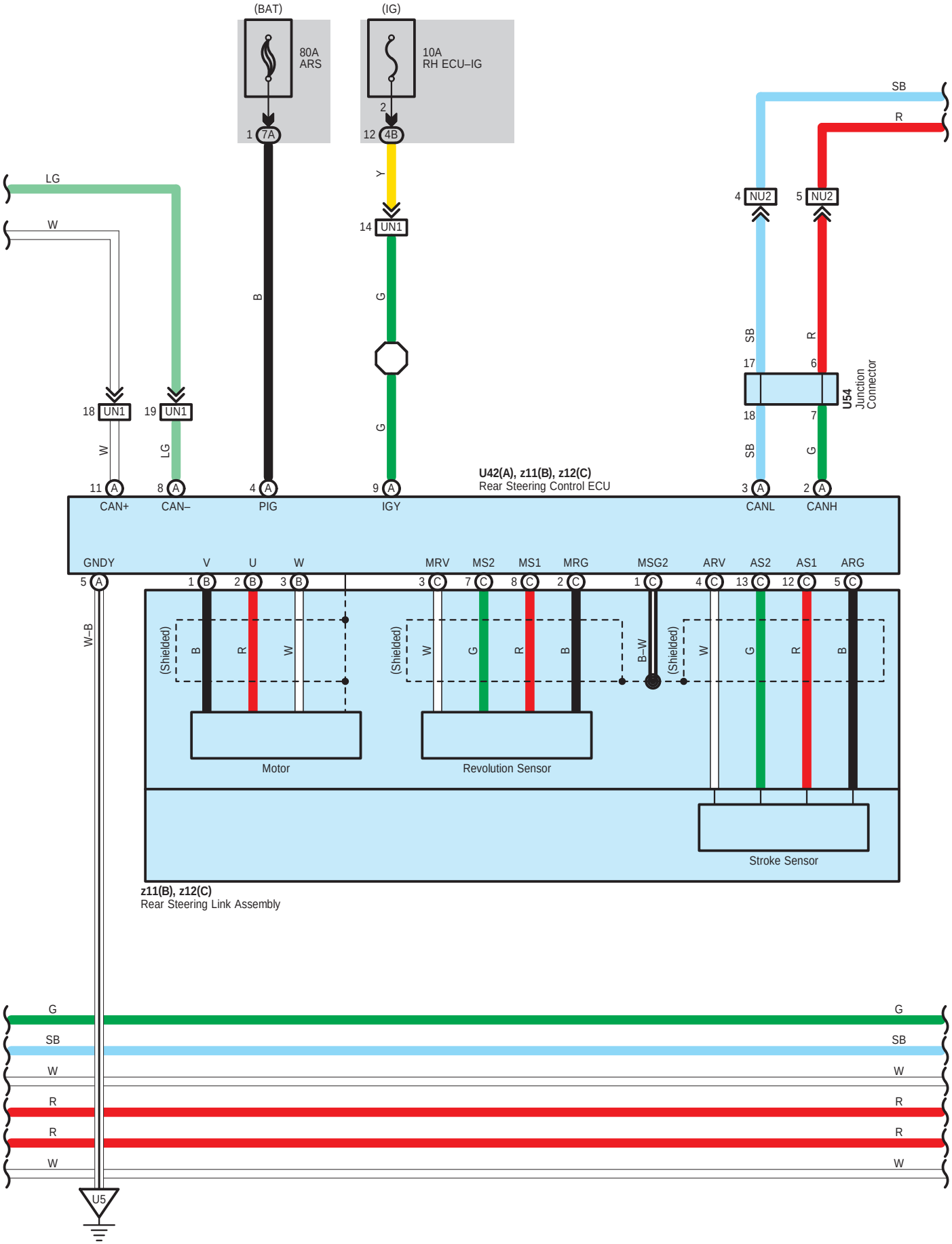
(BAT)
80A
ARS
1 7A
(IG)
10A
RH ECU–IG
2
12 4B
Y
14 UN1
G
G
B
LG
W
18 UN1
19 UN1
W
LG
11 A
8 A
4 A
9 A
CAN+
CAN–
PIG
IGY
U42(A), z11(B), z12(C)
Rear Steering Control ECU
SB
R
4 NU2
5 NU2
SB
R
17
6
U54
Junction
Connector
18
7
SB
G
3 A
2 A
CANL
CANH
GNDY
V
U
W
MRV
MS2
MS1
MRG
MSG2
ARV
AS2
AS1
ARG
5 A
1 B
2 B
3 B
3 C
7 C
8 C
2 C
1 C
4 C
13 C
12 C
5 C
W–B
(Shielded)
B
R
W
(Shielded)
W
G
R
B
B–W
(Shielded)
W
G
R
B
Motor
Revolution Sensor
Stroke Sensor
z11(B), z12(C)
Rear Steering Link Assembly
G
SB
W
R
R
W
G
SB
W
R
R
W
U5

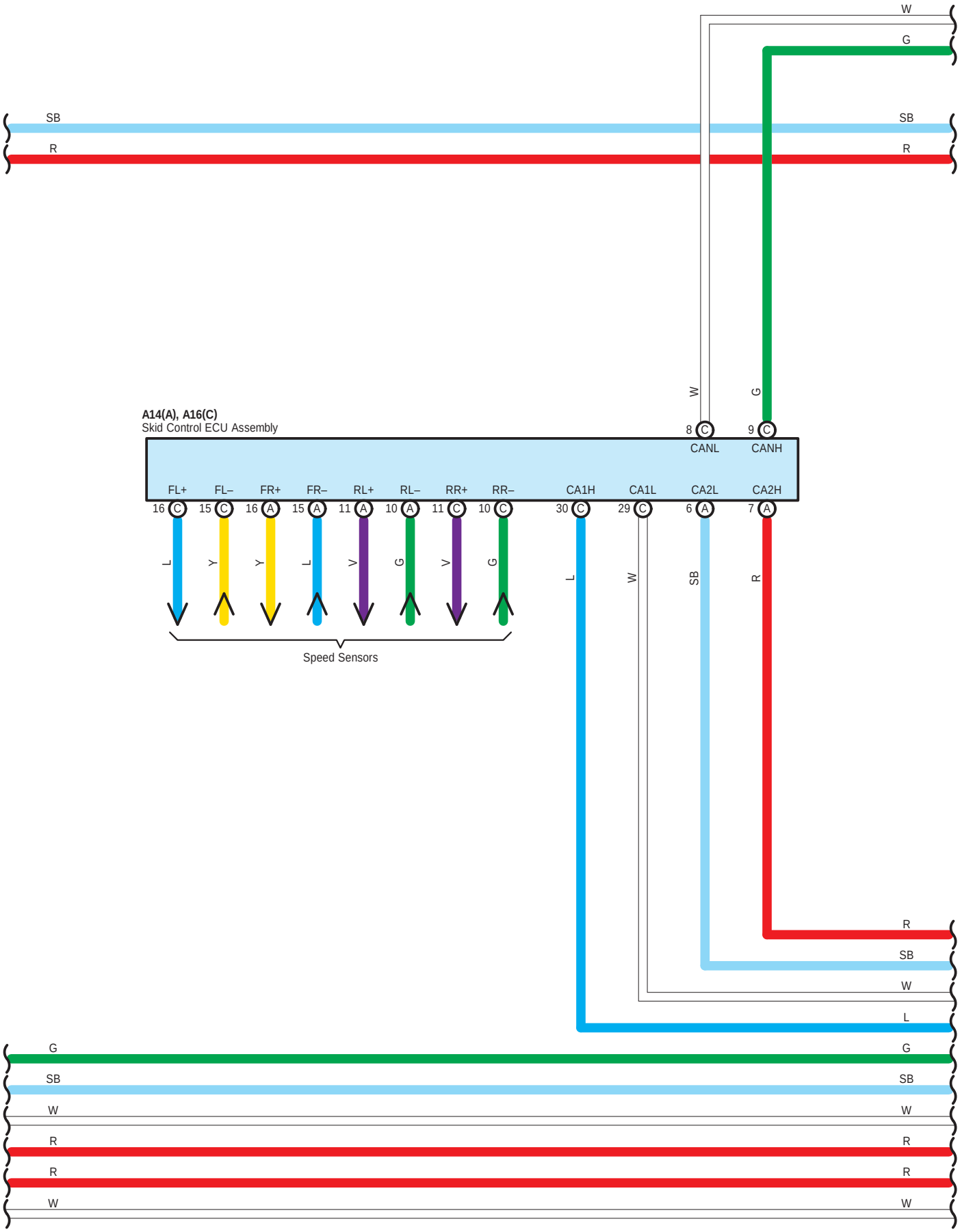
W
G
SB
R
SB
R
W
G
A14(A), A16(C)
Skid Control ECU Assembly
8 C
9 C
CANL
CANH
FL+
FL–
FR+
FR–
RL+
RL–
RR+
RR–
CA1H
CA1L
CA2L
CA2H
16 C
15 C
16 A
15 A
11 A
10 A
11 C
10 C
30 C
29 C
6 A
7 A
L
Y
Y
L
V
G
V
G
L
W
SB
R
Speed Sensors
R
SB
W
L
G
SB
W
R
R
W
G
SB
W
R
R
W

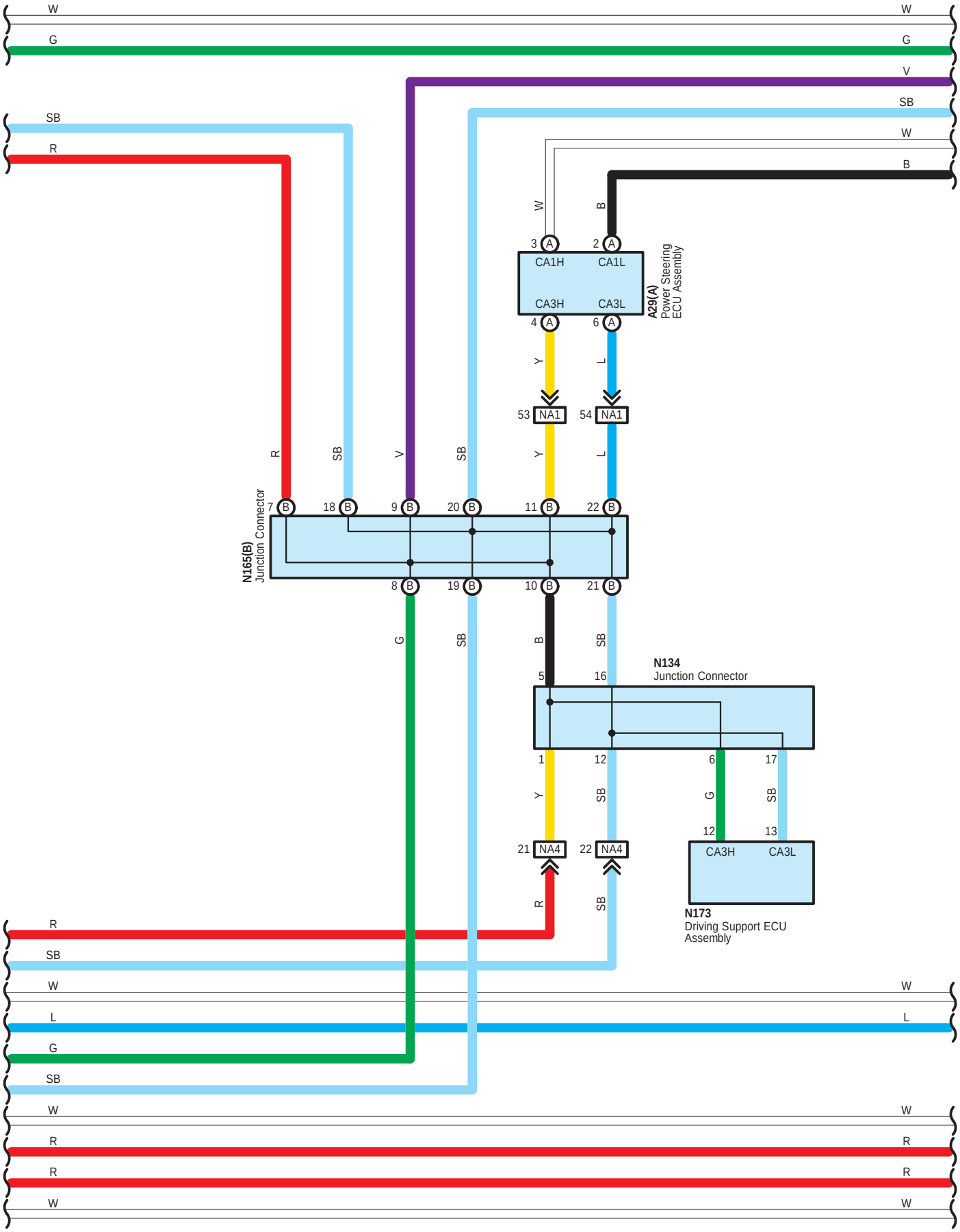
W
G
V
SB
R
B
3 A CA1H
2 A CA1L
CA3H
CA3L
4 A
6 A
A29(A)
Power Steering
ECU Assembly
53 NA1
54 NA1
N165(B)
Junction Connector
7 B
18 B
9 B
20 B
11 B
22 B
8 B
19 B
10 B
21 B
N134
Junction Connector
5
16
1
12
6
17
21 NA4
22 NA4
CA3H
CA3L
N173
Driving Support ECU
Assembly

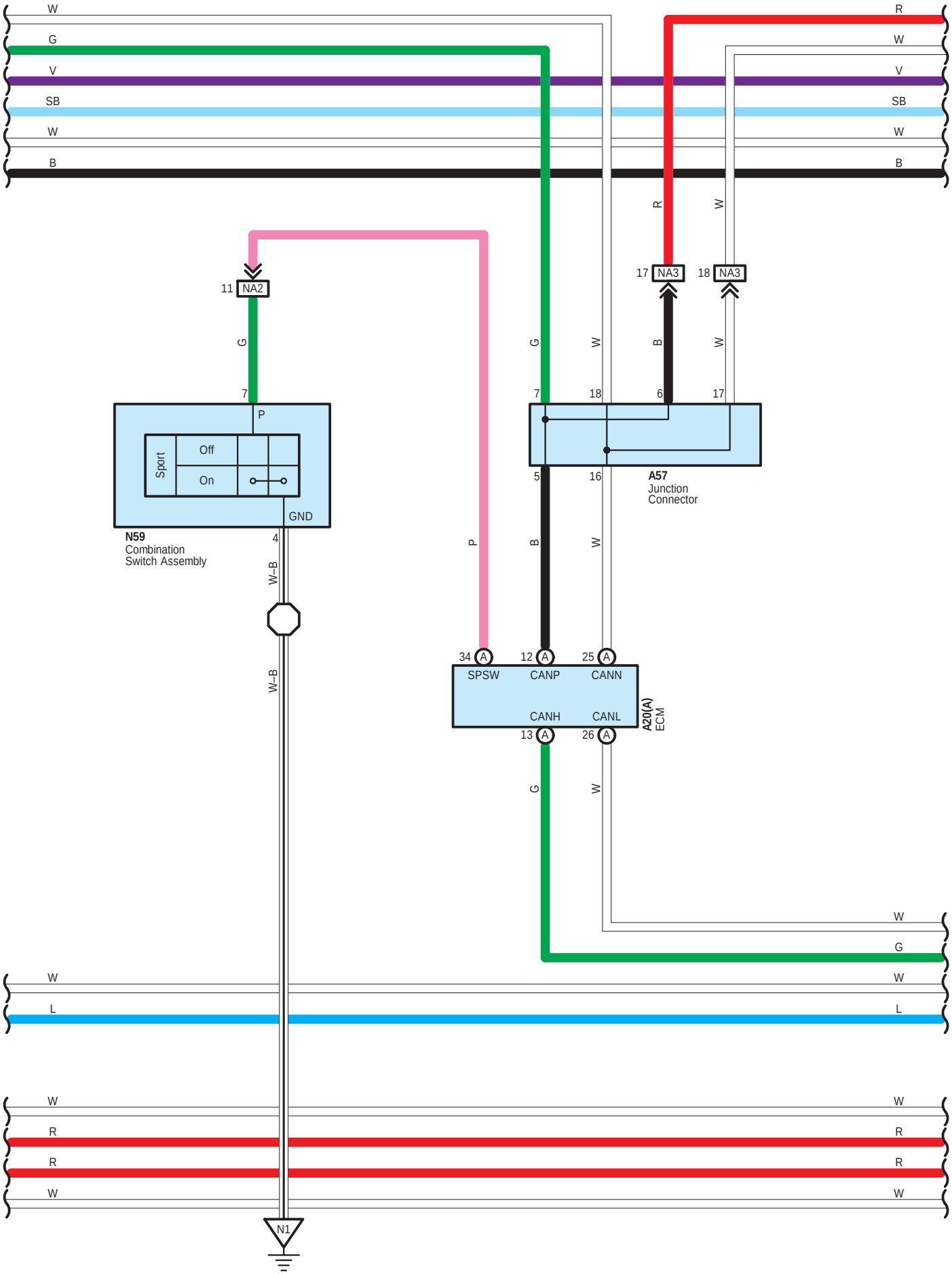
W
G
V
SB
W
B
R
W
V
SB
W
B
R
W
11 NA2
17 NA3
18 NA3
G
W
B
W
7
18
6
17
P
Sport
Off
On
GND
5
16
A57
Junction
Connector
N59
Combination
Switch Assembly
4
W–B
P
B
W
34 A
12 A
25 A
SPSW
CANP
CANN
CANH
CANL
13 A
26 A
A20(A)
ECM
G
W
W
G
W
W
L
L
W
W
R
R
R
R
W
W
N1

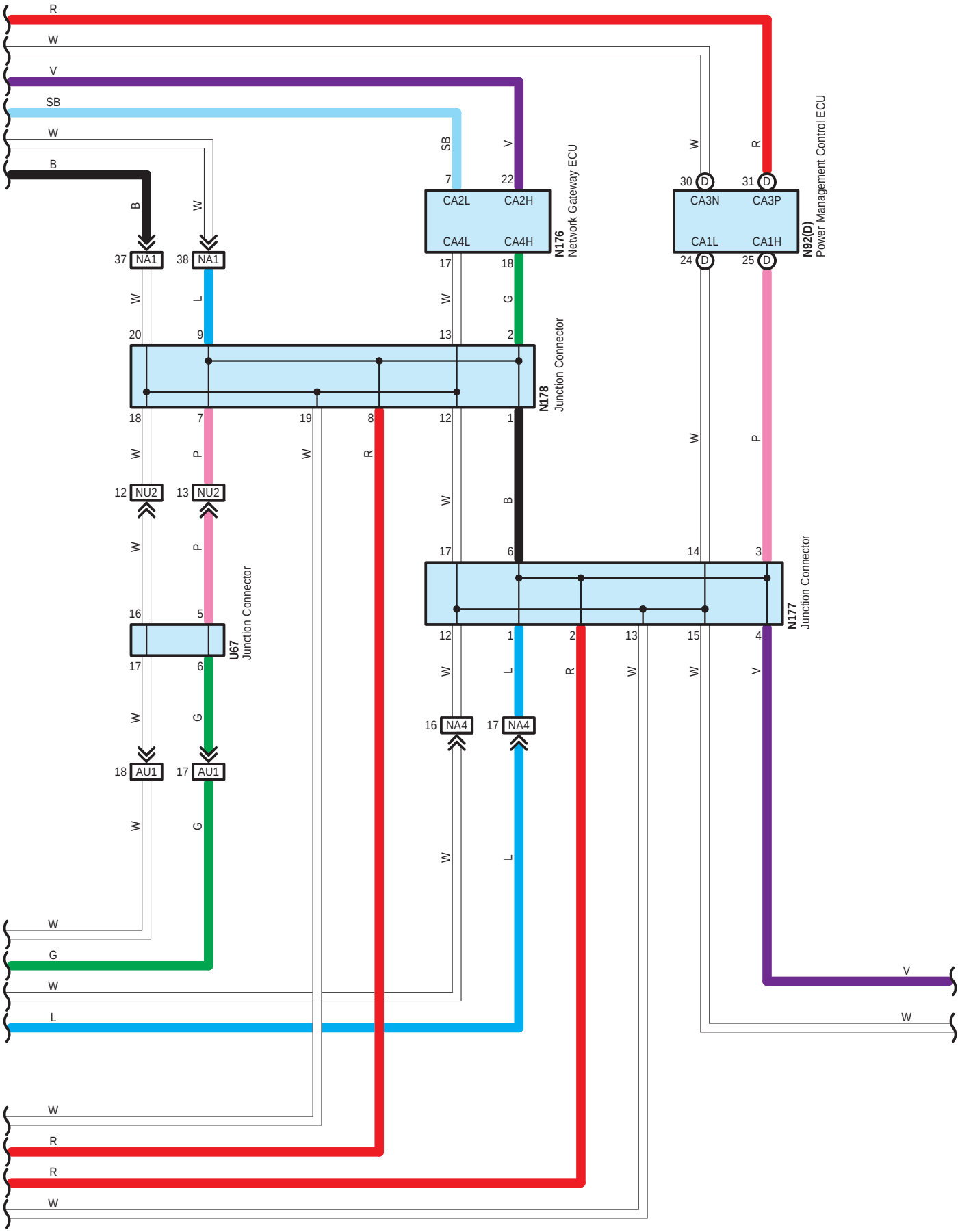
N176
Network Gateway ECU
CA2L
CA2H
CA4L
CA4H
N92(D)
Power Management Control ECU
CA3N
CA3P
CA1L
CA1H
N178
Junction Connector
N177
Junction Connector
U67
Junction Connector
NA1
NU2
AU1
NA4

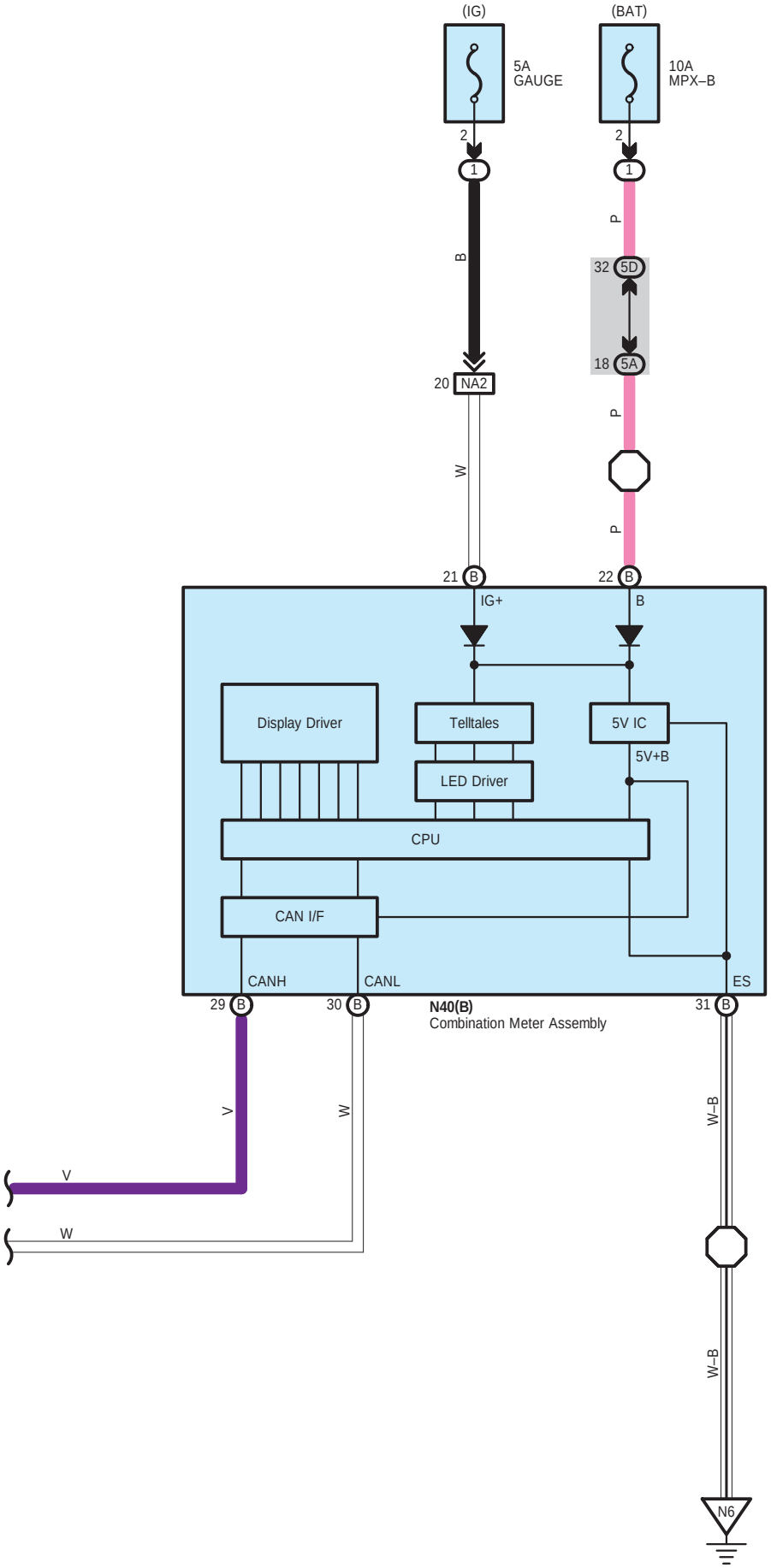
(IG)
(BAT)
5A
GAUGE
10A
MPX–B
2
1
B
P
32
5D
18
5A
20
NA2
W
21
22
IG+
B
Display Driver
Telltales
5V IC
5V+B
LED Driver
CPU
CAN I/F
CANH
CANL
ES
29
30
31
N40(B)
Combination Meter Assembly
V
W–B
N6

A 14
Black

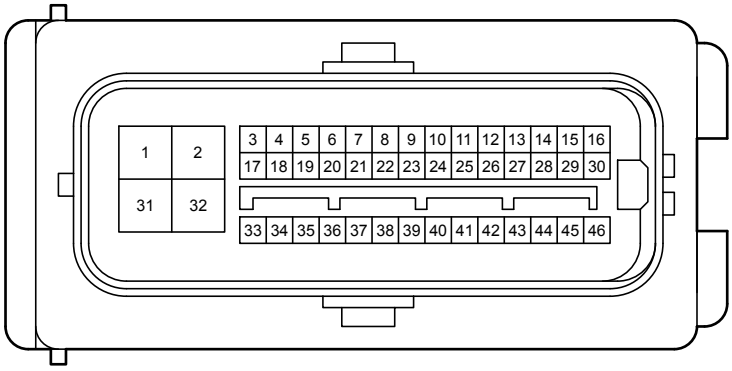

A 16
Gray

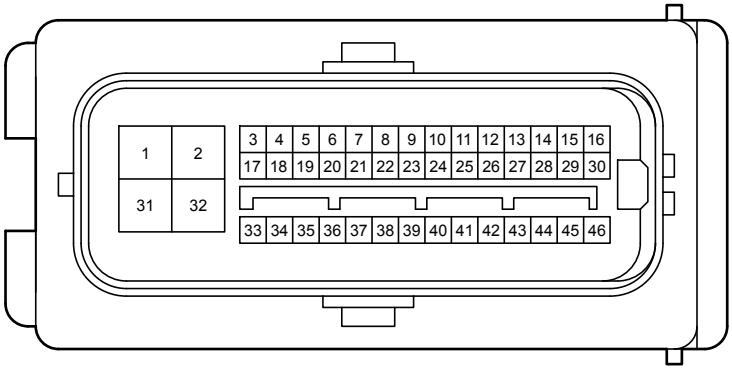

A 20
Black

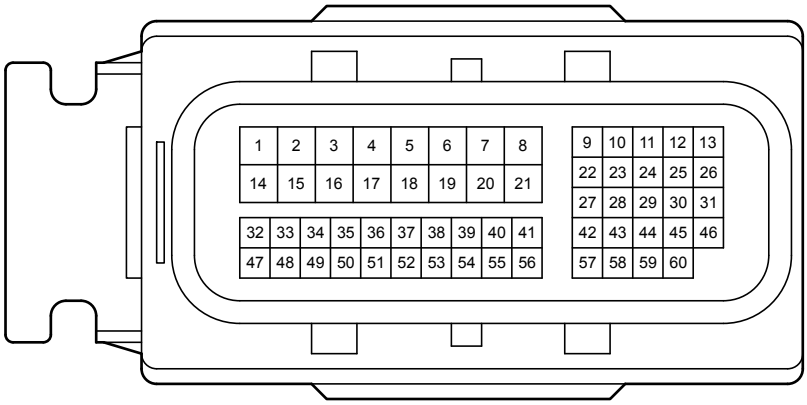

A 29
Black

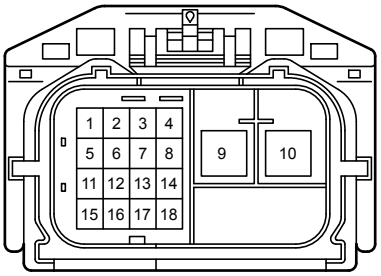

A 31
White

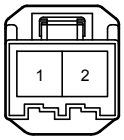

A 57
Blue

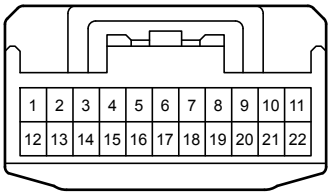

N 31
Black

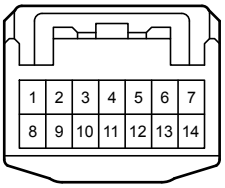

N 33
White

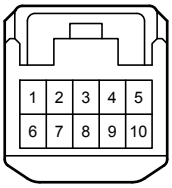

N 38
White

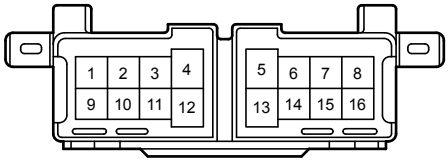

N 40
Black

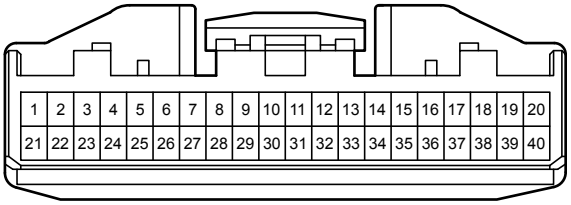

N 59
Black

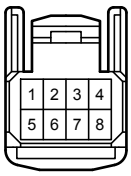

N 92
Gray

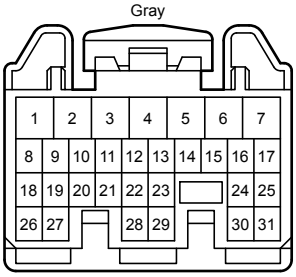

N102
White

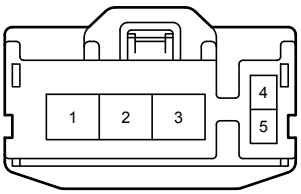

N103
White

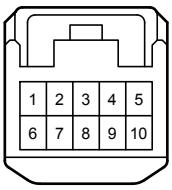

N104
White

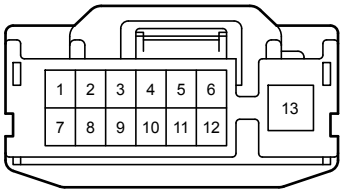

N134
Black

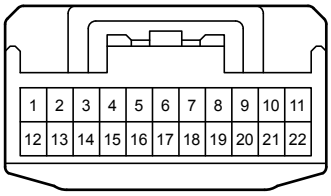

N165
Black

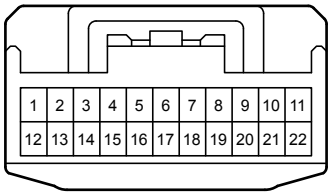

N173
White

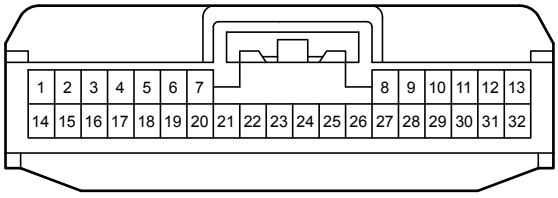

N176
Black

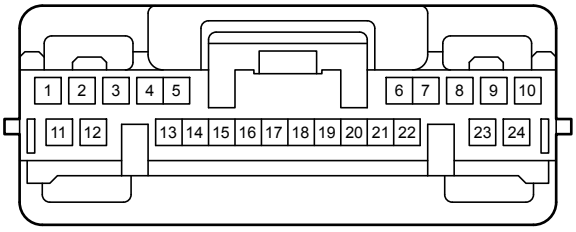

N177
Gray

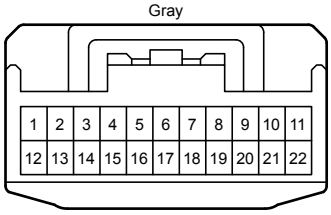

N178
Gray

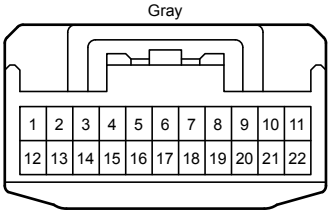

U 42
Black

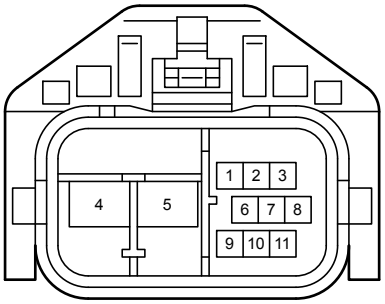

U 54
Blue

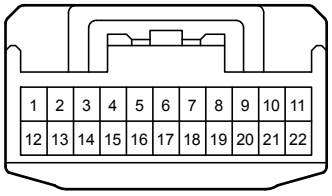

U 67
Gray

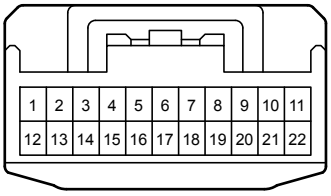

z 4
Black

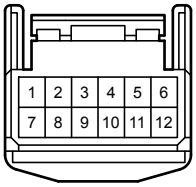

z 11
Black

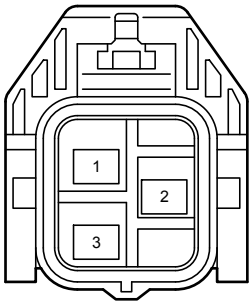

z 12
Black

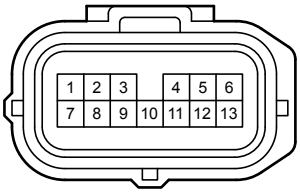

4B
White

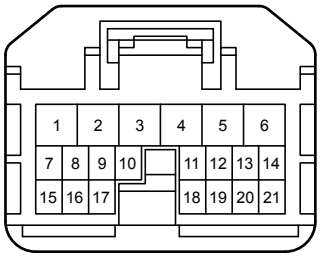

5A
White

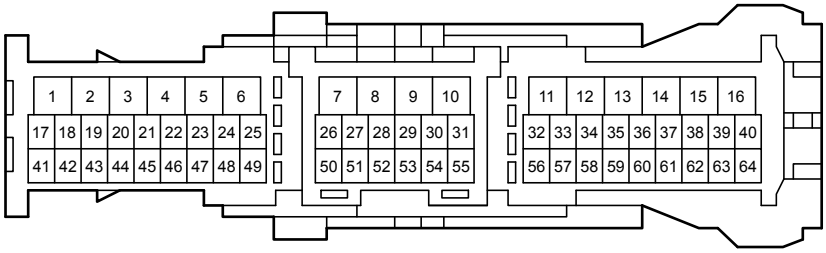

5B
White

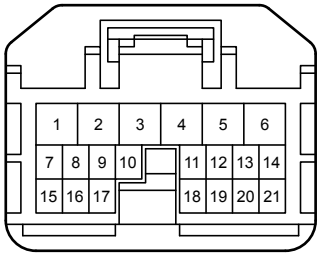

5D
White

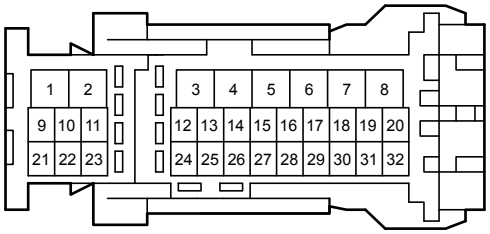

7A
Black

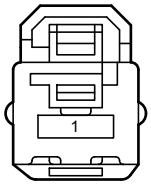

AU1
White

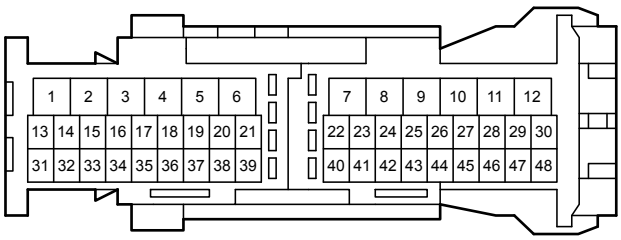

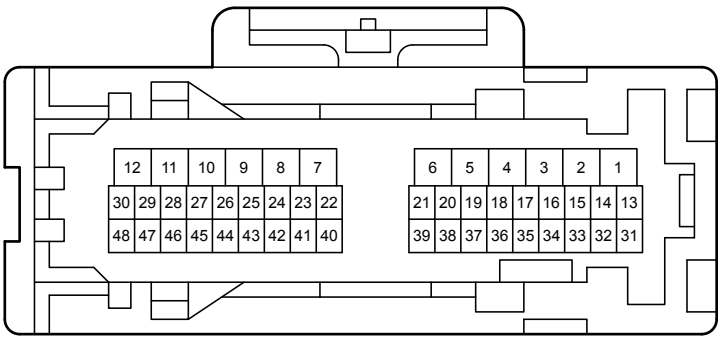

NA1
White

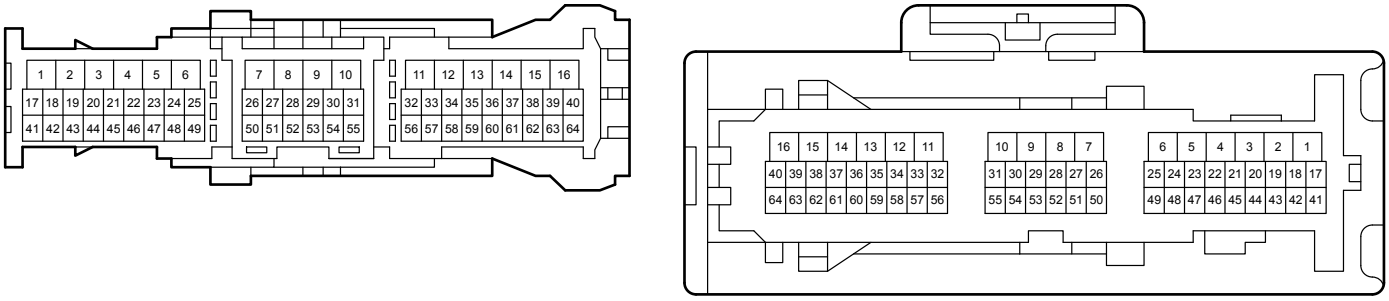

NA2
White

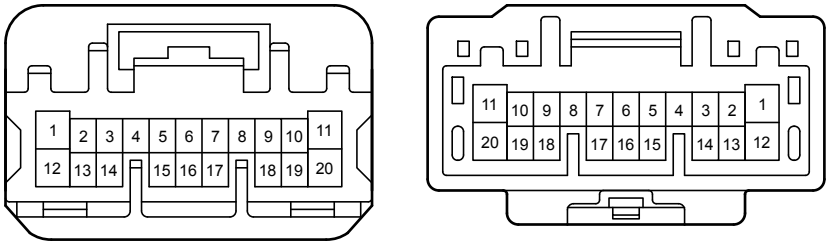

NA3
White

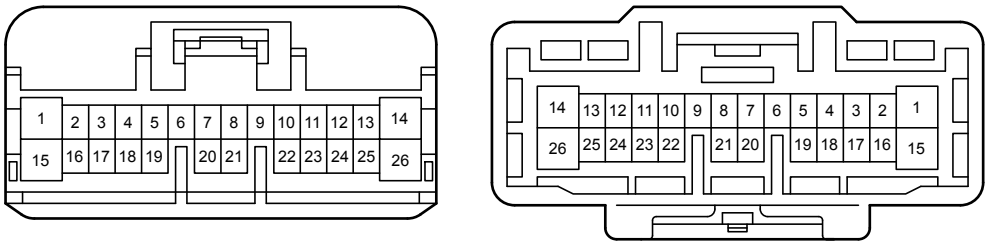

NA4
Gray

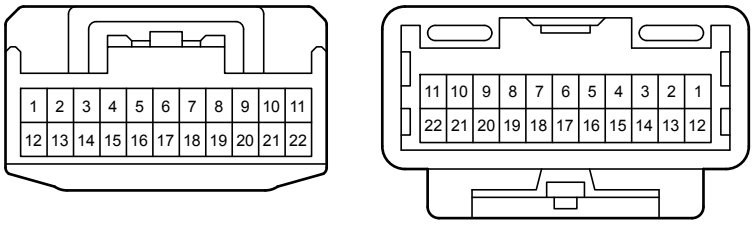

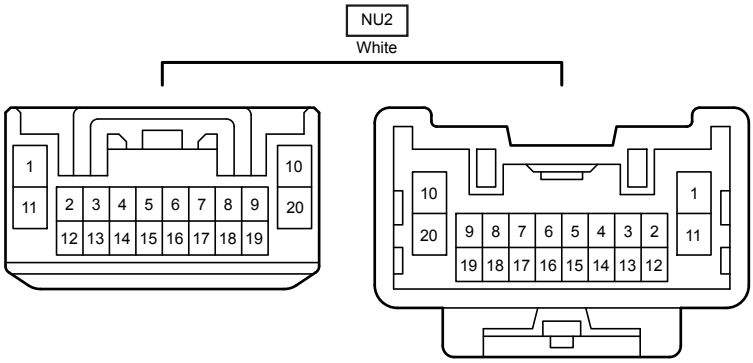
NU2
White
1
10
11
2 3 4 5 6 7 8 9
20
12 13 14 15 16 17 18 19
10
1
20
9 8 7 6 5 4 3 2
11
19 18 17 16 15 14 13 12

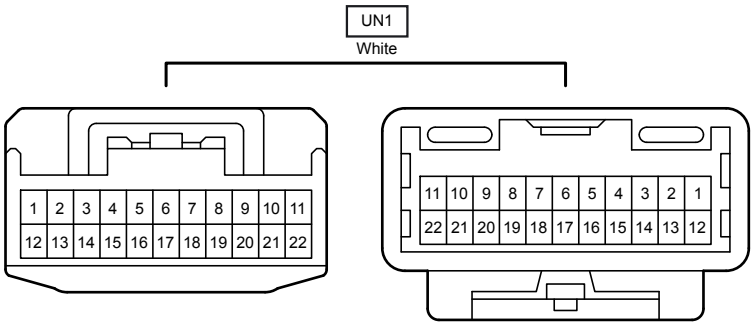
UN1
White
1 2 3 4 5 6 7 8 9 10 11
12 13 14 15 16 17 18 19 20 21 22
11 10 9 8 7 6 5 4 3 2 1
22 21 20 19 18 17 16 15 14 13 12