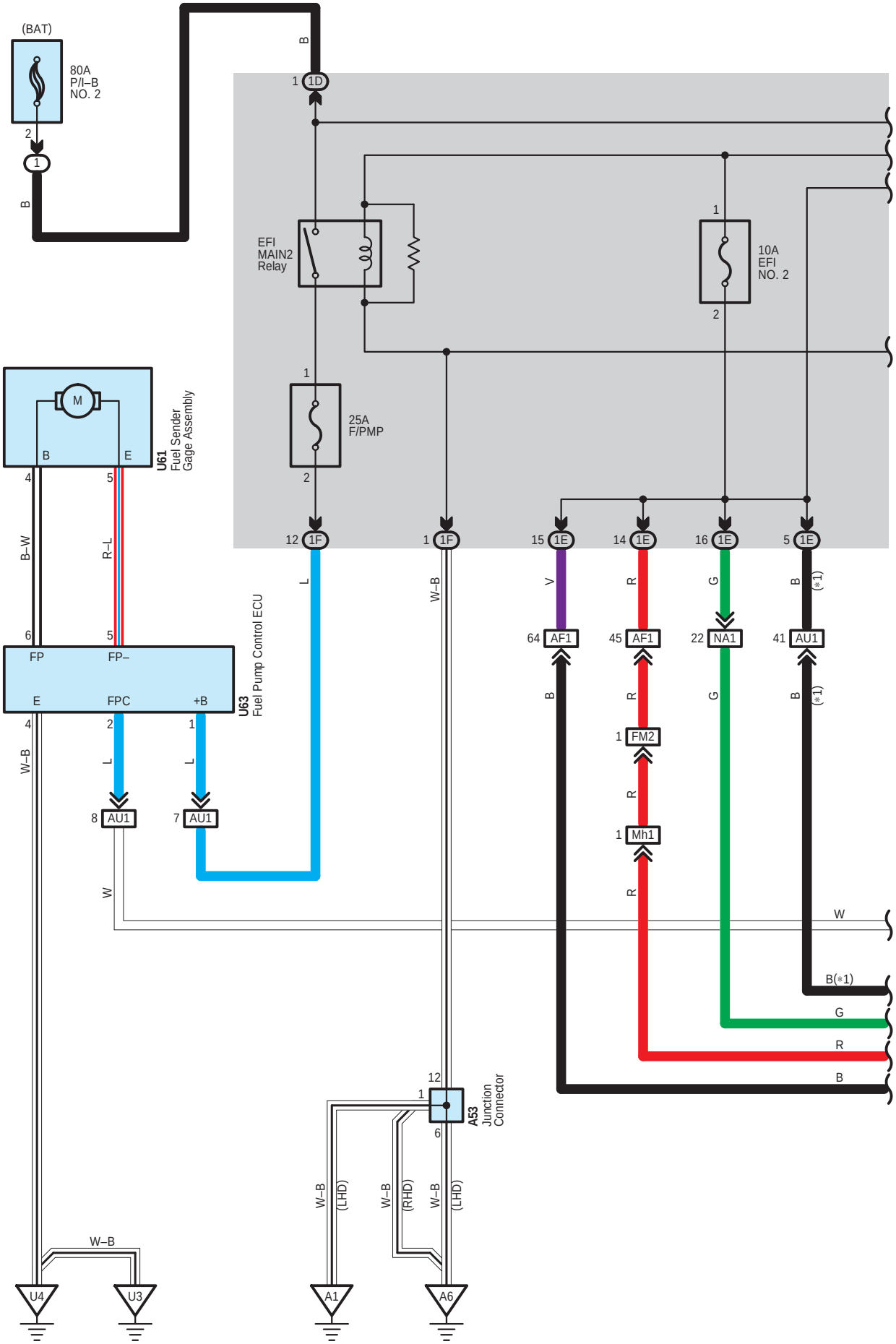
(BAT)
80A
P/I–B
NO. 2
EFI
MAIN2
Relay
10A
EFI
NO. 2
25A
F/PMP
U61
Fuel Sender
Gage Assembly
U63
Fuel Pump Control ECU
FP
FP–
E
FPC
+B
AF1
AU1
NA1
FM2
Mh1
A53
Junction
Connector
(LHD)
(RHD)
U4
U3
A1
A6

∗ 1 : Korea

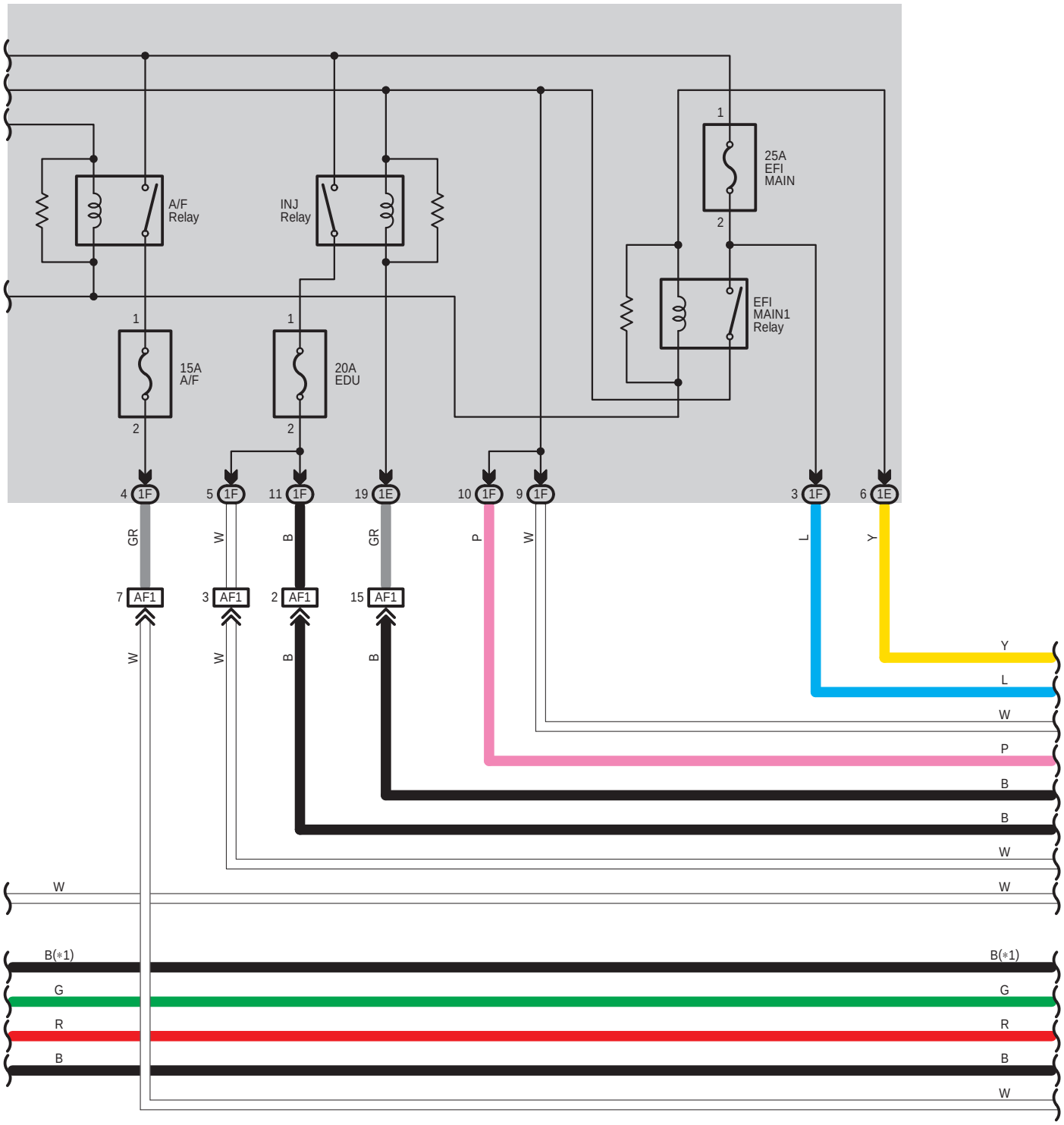
A/F
Relay
INJ
Relay
25A
EFI
MAIN
EFI
MAIN1
Relay
15A
A/F
20A
EDU
1
2
4 1F
5 1F
11 1F
19 1E
10 1F
9 1F
3 1F
6 1E
GR
W
B
GR
P
W
L
Y
7 AF1
3 AF1
2 AF1
15 AF1
W
W
B
B
Y
L
W
P
B
B
W
W
W
B(∗1)
G
R
B
B(∗1)
G
R
B
W

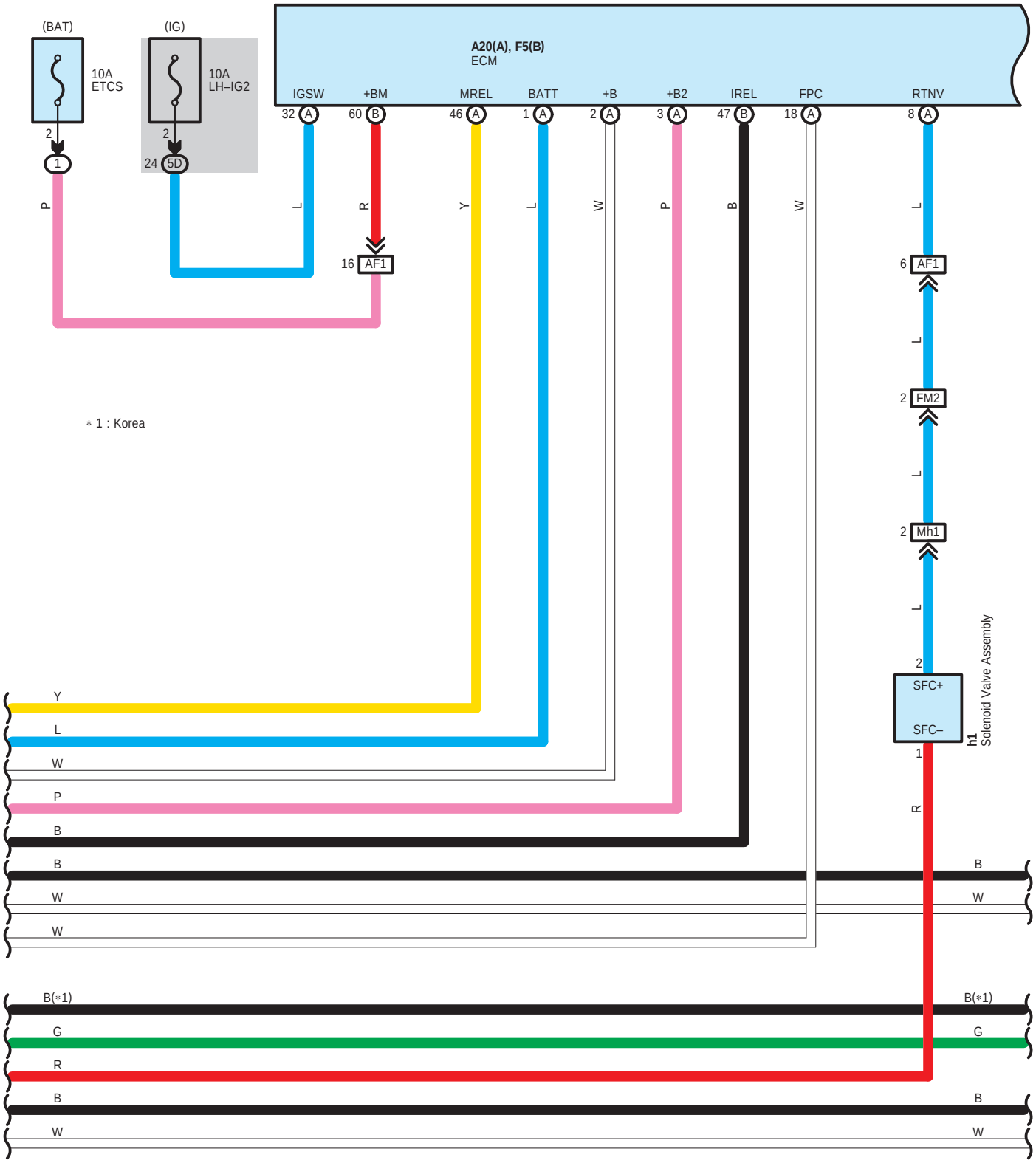
(BAT)
10A
ETCS
(IG)
10A
LH–IG2
A20(A), F5(B)
ECM
IGSW
+BM
MREL
BATT
+B
+B2
IREL
FPC
RTNV
32 A
60 B
46 A
1 A
2 A
3 A
47 B
18 A
8 A
2
1
2
24 5D
P
L
R
Y
L
W
P
B
W
L
16 AF1
6 AF1
2 FM2
2 Mh1
2
SFC+
SFC–
1
h1
Solenoid Valve Assembly
＊1 : Korea
Y
L
W
P
B
B
W
W
B(＊1)
G
R
B
W
B
W
B(＊1)
G
B
W

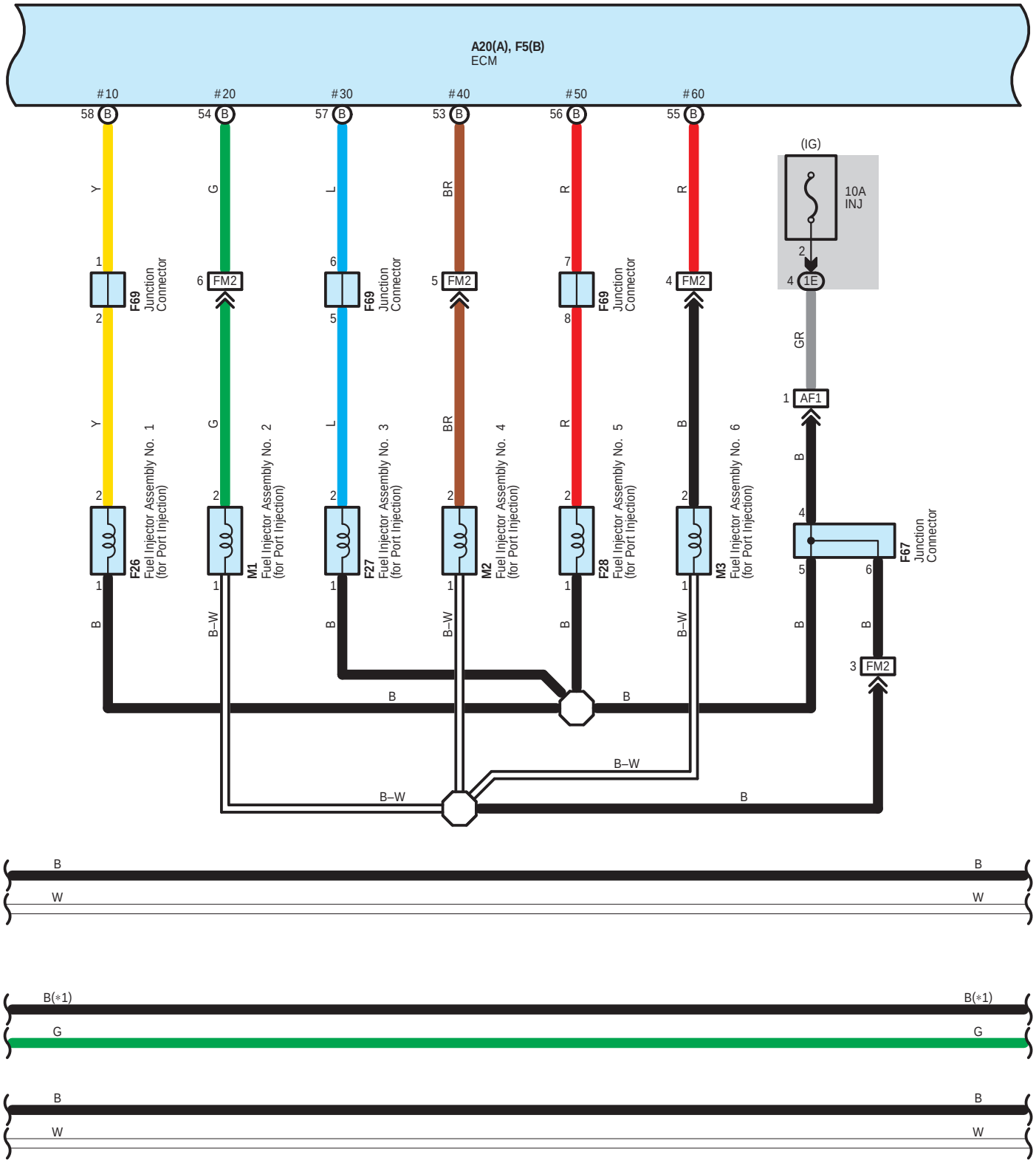
A20(A), F5(B)
ECM
#10
#20
#30
#40
#50
#60
58 B
54 B
57 B
53 B
56 B
55 B
(IG)
10A
INJ
2
4 1E
GR
1 AF1
B
4
5
6
F67
Junction
Connector
3 FM2
Y
G
L
BR
R
R
1
6 FM2
6
5 FM2
7
4 FM2
F69
Junction
Connector
2
5
8
Y
G
L
BR
R
B
2
2
2
2
2
2
F26
Fuel Injector Assembly No. 1
(for Port Injection)
M1
Fuel Injector Assembly No. 2
(for Port Injection)
F27
Fuel Injector Assembly No. 3
(for Port Injection)
M2
Fuel Injector Assembly No. 4
(for Port Injection)
F28
Fuel Injector Assembly No. 5
(for Port Injection)
M3
Fuel Injector Assembly No. 6
(for Port Injection)
1
1
1
1
1
1
B
B–W
B
B–W
B
B–W
B
B
B
B
B
B–W
B–W
B
B
W
B
W
B(*1)
B(*1)
G
G
B
B
W
W

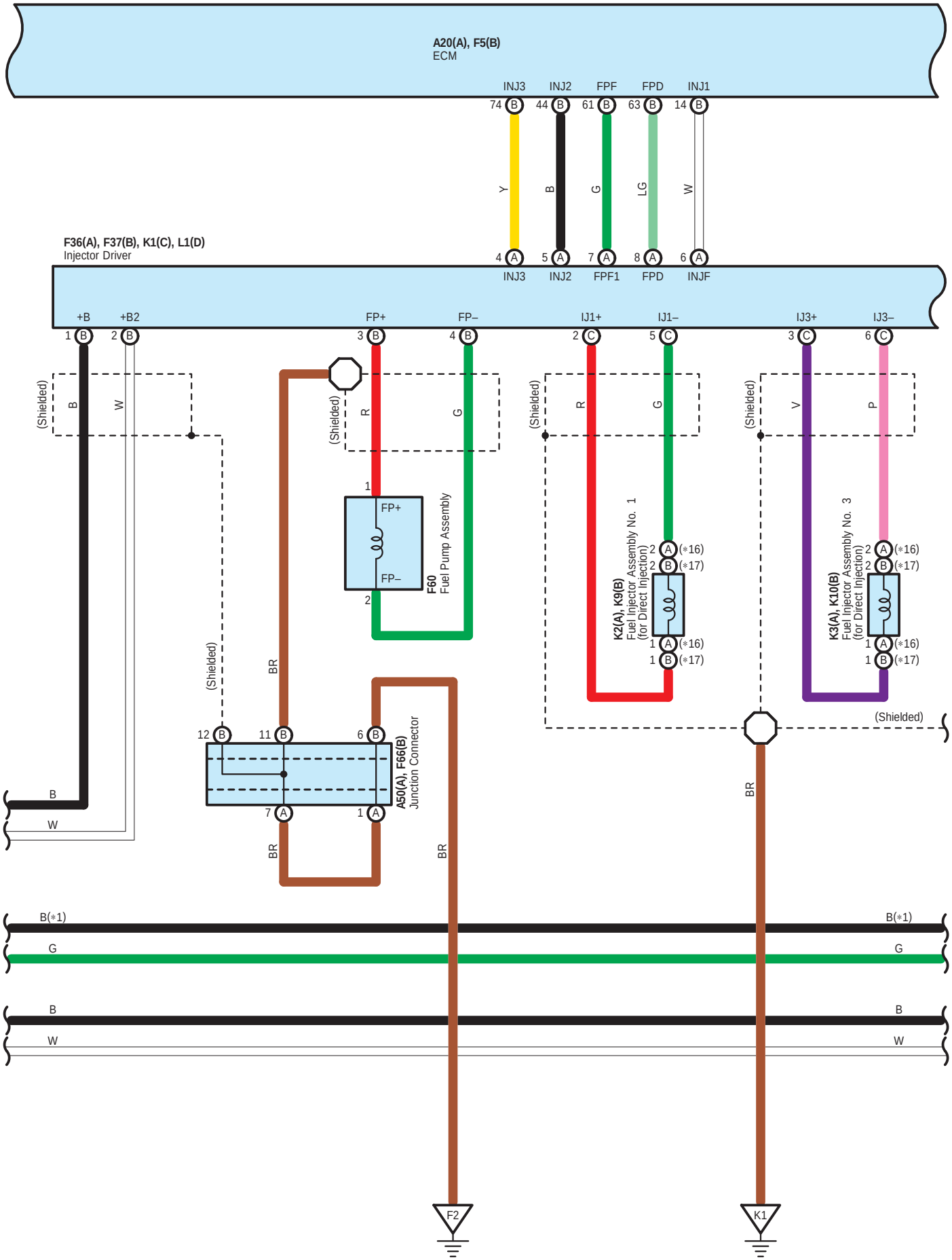
A20(A), F5(B)
ECM
INJ3
INJ2
FPF
FPD
INJ1
74 B
44 B
61 B
63 B
14 B
Y
B
G
LG
W
4 A
5 A
7 A
8 A
6 A
INJ3
INJ2
FPF1
FPD
INJF
F36(A), F37(B), K1(C), L1(D)
Injector Driver
+B
+B2
FP+
FP–
IJ1+
IJ1–
IJ3+
IJ3–
1 B
2 B
3 B
4 B
2 C
5 C
3 C
6 C
(Shielded)
B
W
R
G
V
P
FP+
FP–
F60
Fuel Pump Assembly
K2(A), K9(B)
Fuel Injector Assembly No. 1
(for Direct Injection)
K3(A), K10(B)
Fuel Injector Assembly No. 3
(for Direct Injection)
2 A (*16)
2 B (*17)
1 A (*16)
1 B (*17)
BR
12 B
11 B
6 B
7 A
1 A
A50(A), F66(B)
Junction Connector
B(*1)
G
B
W
F2
K1

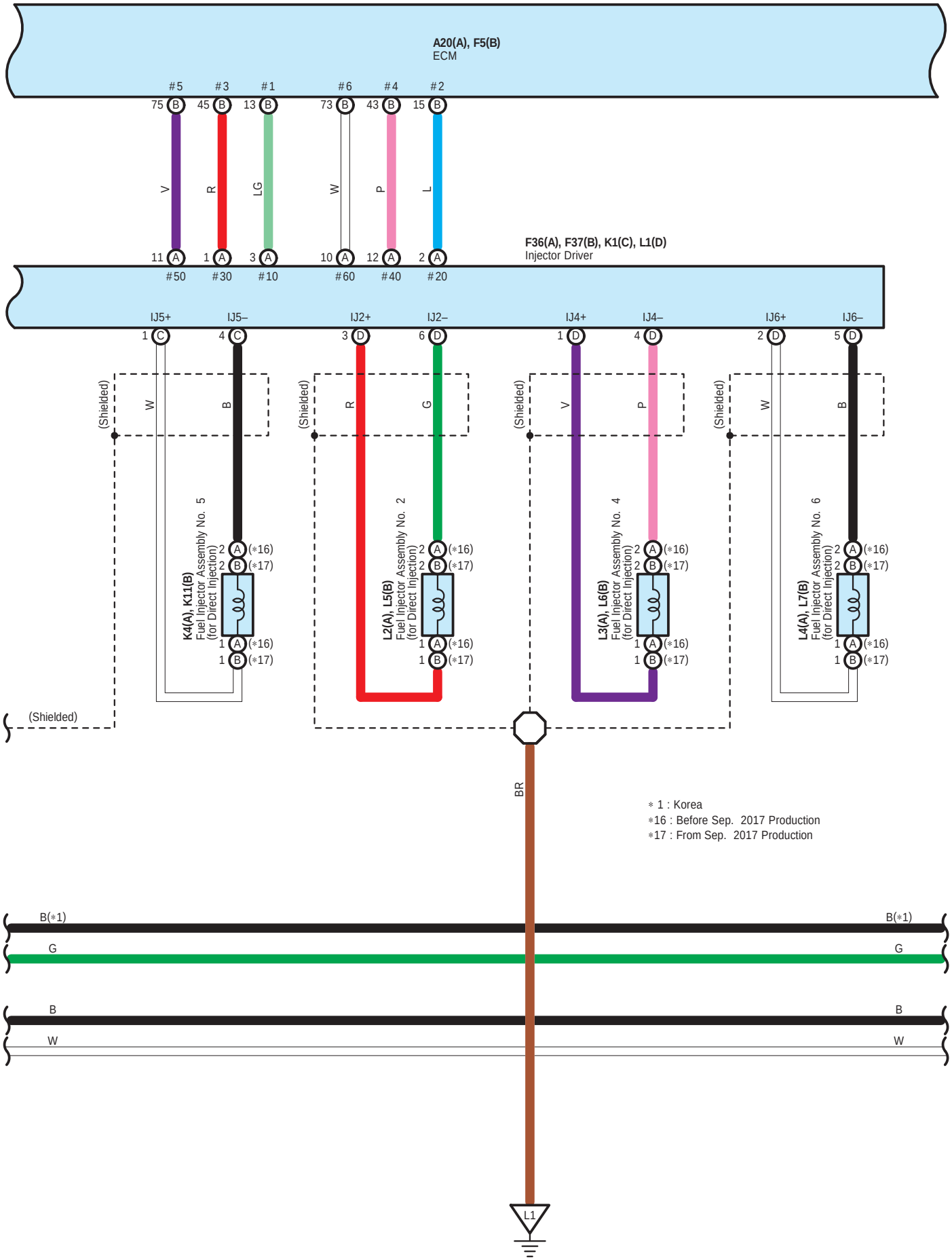
A20(A), F5(B)
ECM
#5 #3 #1 #6 #4 #2
75 45 13 73 43 15
V R LG W P L
11 1 3 10 12 2
#50 #30 #10 #60 #40 #20
F36(A), F37(B), K1(C), L1(D)
Injector Driver
IJ5+ IJ5– IJ2+ IJ2– IJ4+ IJ4– IJ6+ IJ6–
1 4 3 6 1 4 2 5
(Shielded)
W B R G V P W B
K4(A), K11(B)
Fuel Injector Assembly No. 5
(for Direct Injection)
L2(A), L5(B)
Fuel Injector Assembly No. 2
(for Direct Injection)
L3(A), L6(B)
Fuel Injector Assembly No. 4
(for Direct Injection)
L4(A), L7(B)
Fuel Injector Assembly No. 6
(for Direct Injection)
2 (∗16)
2 (∗17)
1 (∗16)
1 (∗17)
BR
∗ 1 : Korea
∗16 : Before Sep. 2017 Production
∗17 : From Sep. 2017 Production
B(∗1)
G
B
W
L1

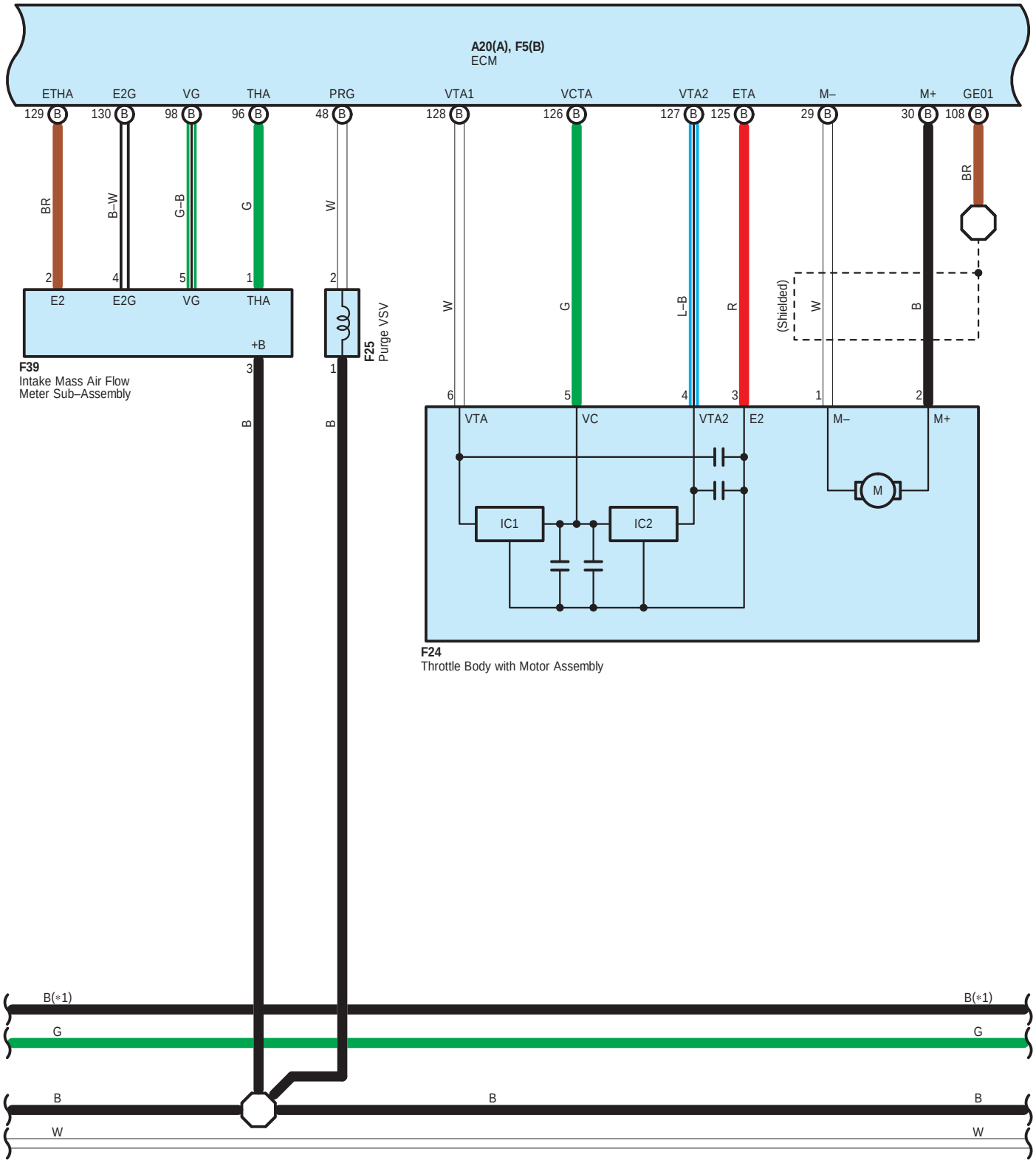
A20(A), F5(B)
ECM
ETHA
E2G
VG
THA
PRG
VTA1
VCTA
VTA2
ETA
M–
M+
GE01
129
130
98
96
48
128
126
127
125
29
30
108
BR
B–W
G–B
G
W
W
G
L–B
R
(Shielded)
W
B
BR
2
4
5
1
2
6
5
4
3
1
2
E2
E2G
VG
THA
+B
3
1
F39
Intake Mass Air Flow
Meter Sub–Assembly
F25
Purge VSV
B
B
VTA
VC
VTA2
E2
M–
M+
IC1
IC2
M
F24
Throttle Body with Motor Assembly
B(*1)
G
B
W
B(*1)
G
B
W

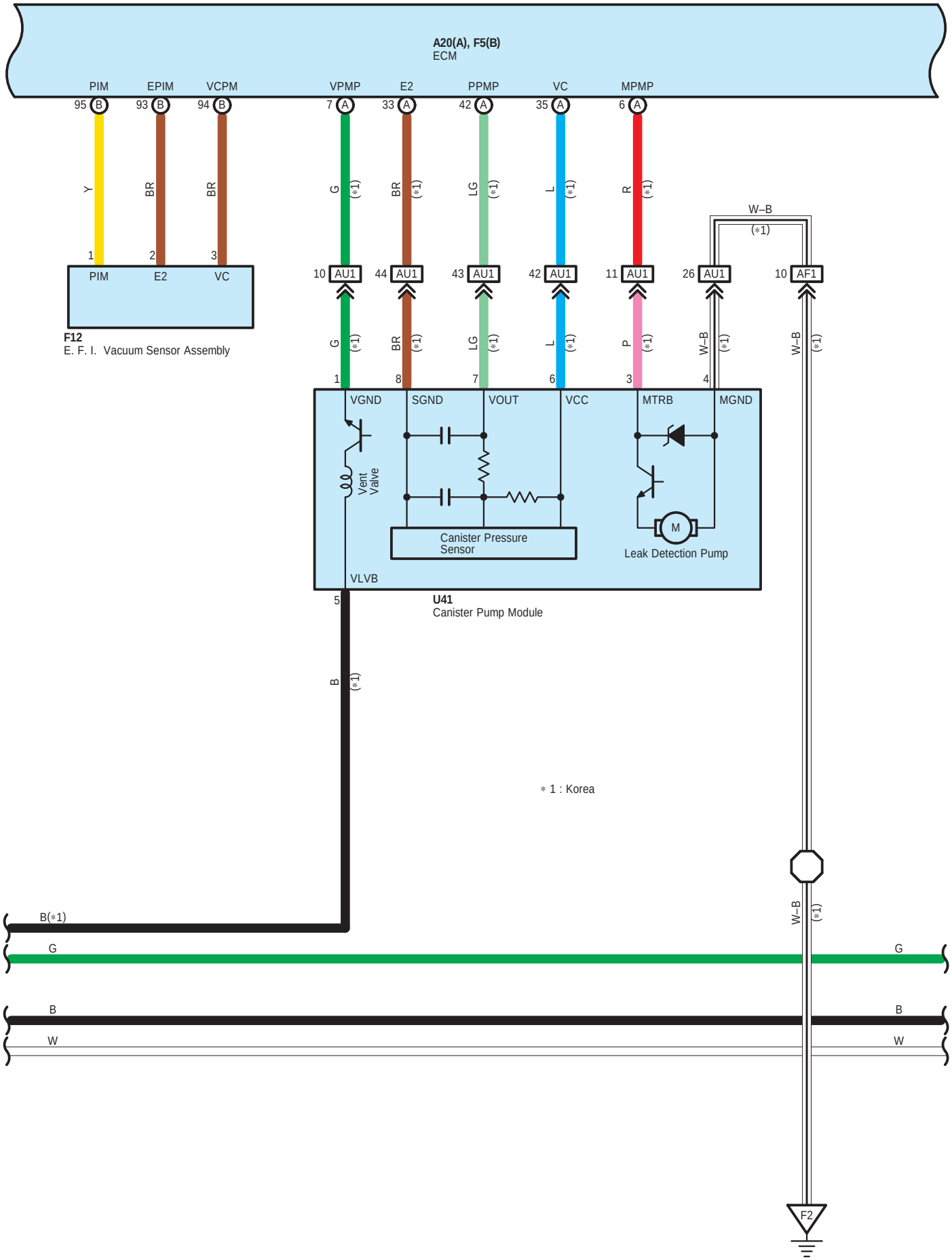
A20(A), F5(B)
ECM
PIM
EPIM
VCPM
VPMP
E2
PPMP
VC
MPMP
95 B
93 B
94 B
7 A
33 A
42 A
35 A
6 A
Y
BR
BR
G (*1)
BR (*1)
LG (*1)
L (*1)
R (*1)
W–B
(*1)
1
2
3
PIM
E2
VC
F12
E. F. I. Vacuum Sensor Assembly
10 AU1
44 AU1
43 AU1
42 AU1
11 AU1
26 AU1
10 AF1
G (*1)
BR (*1)
LG (*1)
L (*1)
P (*1)
W–B (*1)
W–B (*1)
1
8
7
6
3
4
VGND
SGND
VOUT
VCC
MTRB
MGND
Vent Valve
Canister Pressure Sensor
M
Leak Detection Pump
VLVB
5
U41
Canister Pump Module
B (*1)
* 1 : Korea
W–B (*1)
B(*1)
G
G
B
B
W
W
F2

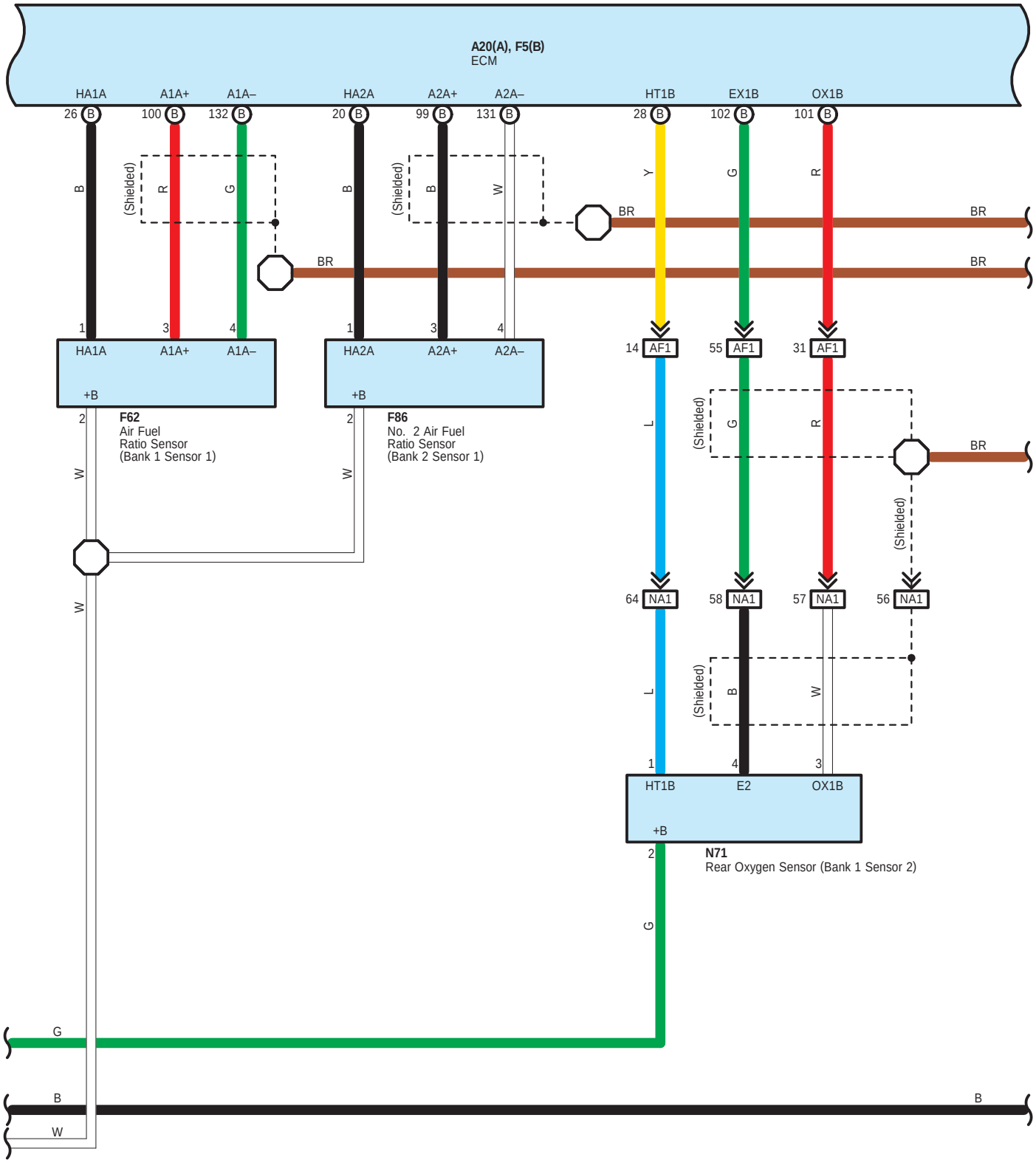
A20(A), F5(B)
ECM
HA1A
A1A+
A1A–
HA2A
A2A+
A2A–
HT1B
EX1B
OX1B
26 B
100 B
132 B
20 B
99 B
131 B
28 B
102 B
101 B
(Shielded)
B
R
G
W
Y
BR
1
3
4
2
+B
F62
Air Fuel
Ratio Sensor
(Bank 1 Sensor 1)
F86
No. 2 Air Fuel
Ratio Sensor
(Bank 2 Sensor 1)
14 AF1
55 AF1
31 AF1
L
64 NA1
58 NA1
57 NA1
56 NA1
E2
N71
Rear Oxygen Sensor (Bank 1 Sensor 2)

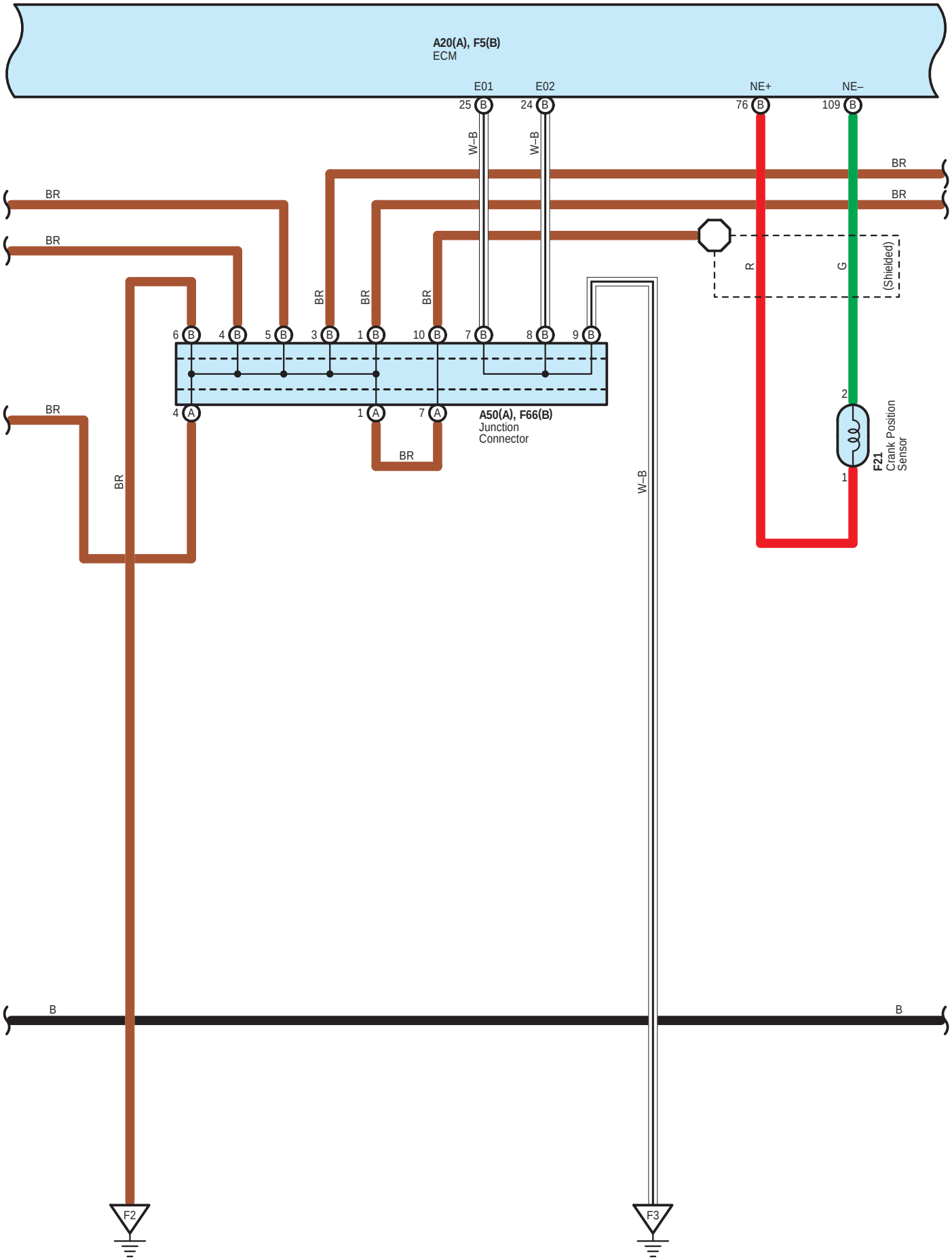
A20(A), F5(B)
ECM
E01
E02
NE+
NE–
25
24
76
109
W–B
W–B
BR
BR
BR
BR
BR
BR
BR
BR
BR
R
G
(Shielded)
6
4
5
3
1
10
7
8
9
4
1
7
A50(A), F66(B)
Junction
Connector
2
1
F21
Crank Position
Sensor
W–B
B
B
F2
F3

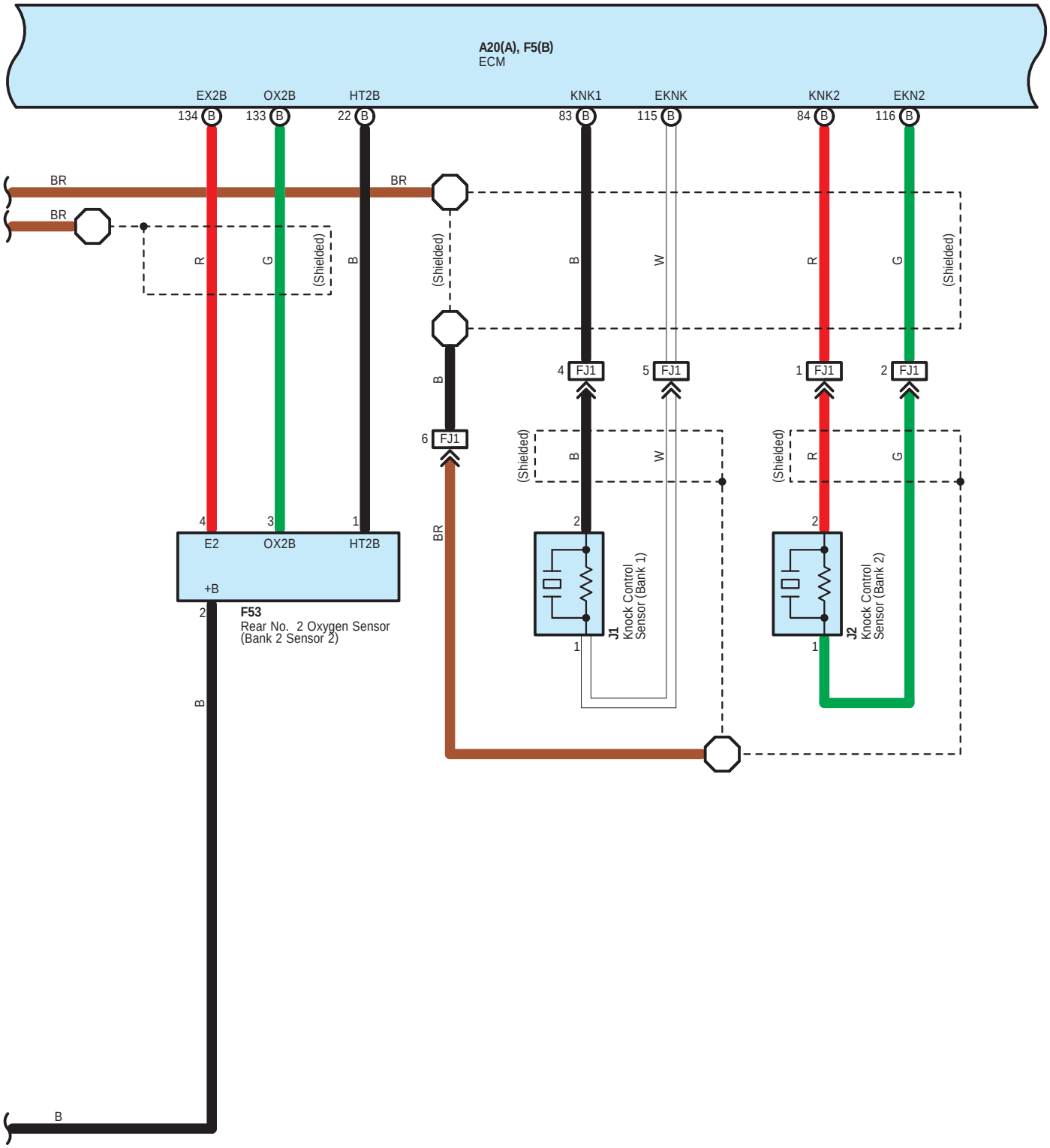
A20(A), F5(B)
ECM
EX2B
OX2B
HT2B
KNK1
EKNK
KNK2
EKN2
134 B
133 B
22 B
83 B
115 B
84 B
116 B
BR
BR
BR
R
G
(Shielded)
B
(Shielded)
B
W
R
G
(Shielded)
B
4 FJ1
5 FJ1
1 FJ1
2 FJ1
6 FJ1
(Shielded)
B
W
(Shielded)
R
G
BR
4
3
1
E2
OX2B
HT2B
+B
2
F53
Rear No. 2 Oxygen Sensor
(Bank 2 Sensor 2)
2
1
J1
Knock Control
Sensor (Bank 1)
2
1
J2
Knock Control
Sensor (Bank 2)
B
B

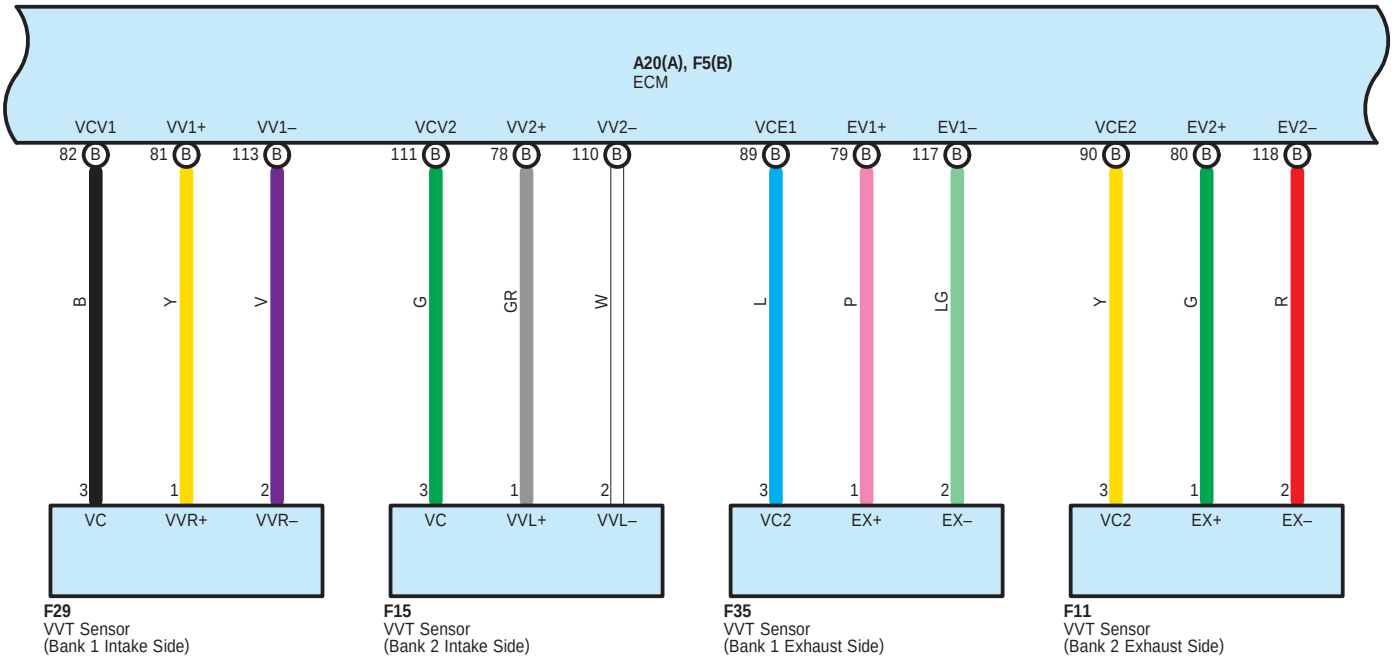
A20(A), F5(B)
ECM
VCV1
VV1+
VV1–
VCV2
VV2+
VV2–
VCE1
EV1+
EV1–
VCE2
EV2+
EV2–
82 B
81 B
113 B
111 B
78 B
110 B
89 B
79 B
117 B
90 B
80 B
118 B
B
Y
V
G
GR
W
L
P
LG
Y
G
R
3
1
2
3
1
2
3
1
2
3
1
2
VC
VVR+
VVR–
VC
VVL+
VVL–
VC2
EX+
EX–
VC2
EX+
EX–
F29
VVT Sensor
(Bank 1 Intake Side)
F15
VVT Sensor
(Bank 2 Intake Side)
F35
VVT Sensor
(Bank 1 Exhaust Side)
F11
VVT Sensor
(Bank 2 Exhaust Side)

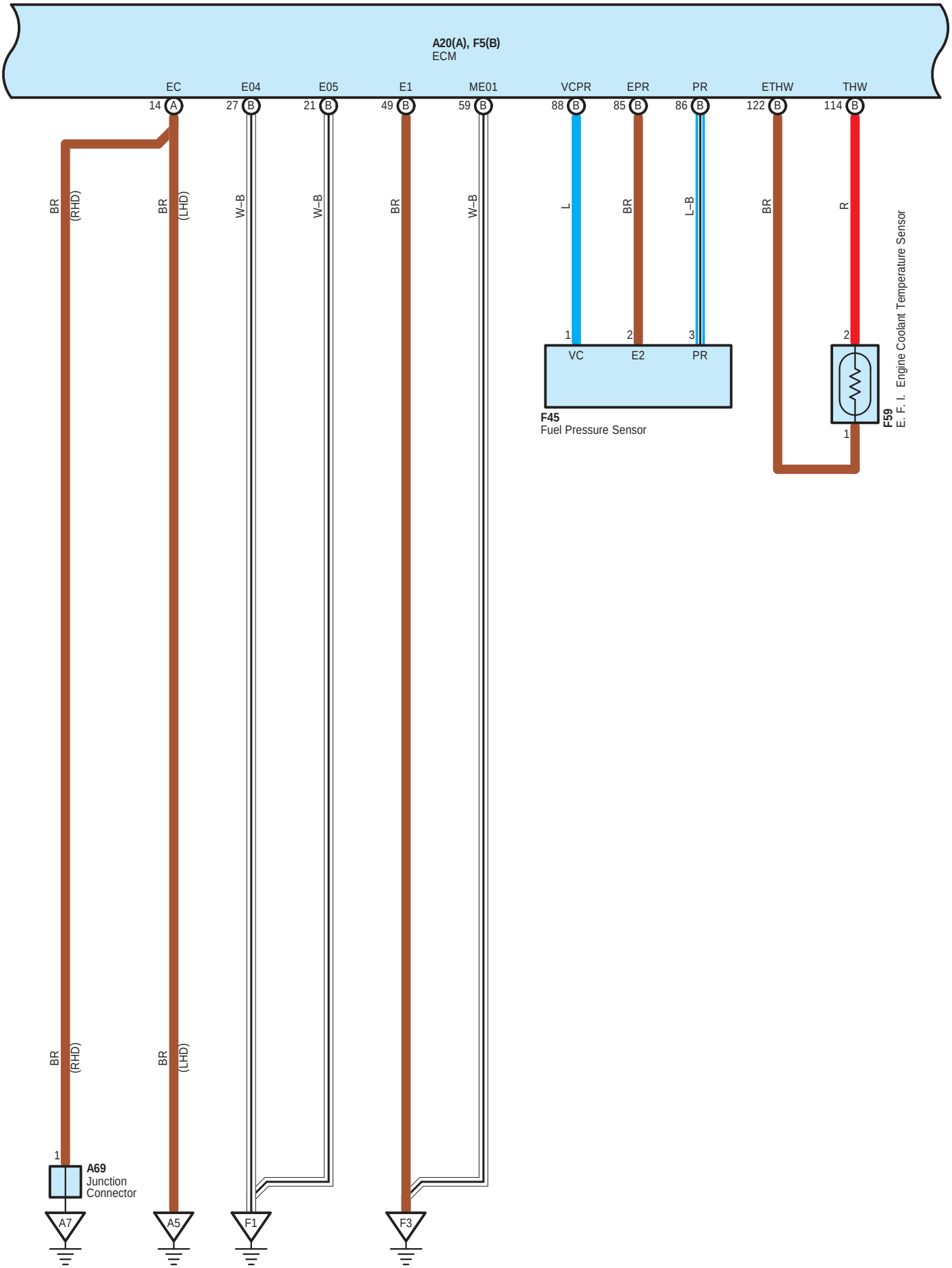
A20(A), F5(B)
ECM
EC
E04
E05
E1
ME01
VCPR
EPR
PR
ETHW
THW
14 A
27 B
21 B
49 B
59 B
88 B
85 B
86 B
122 B
114 B
BR (RHD)
BR (LHD)
W–B
W–B
BR
W–B
L
BR
L–B
BR
R
1
2
3
VC
E2
PR
F45
Fuel Pressure Sensor
2
1
F59
E. F. I. Engine Coolant Temperature Sensor
BR (RHD)
BR (LHD)
1
A69
Junction
Connector
A7
A5
F1
F3

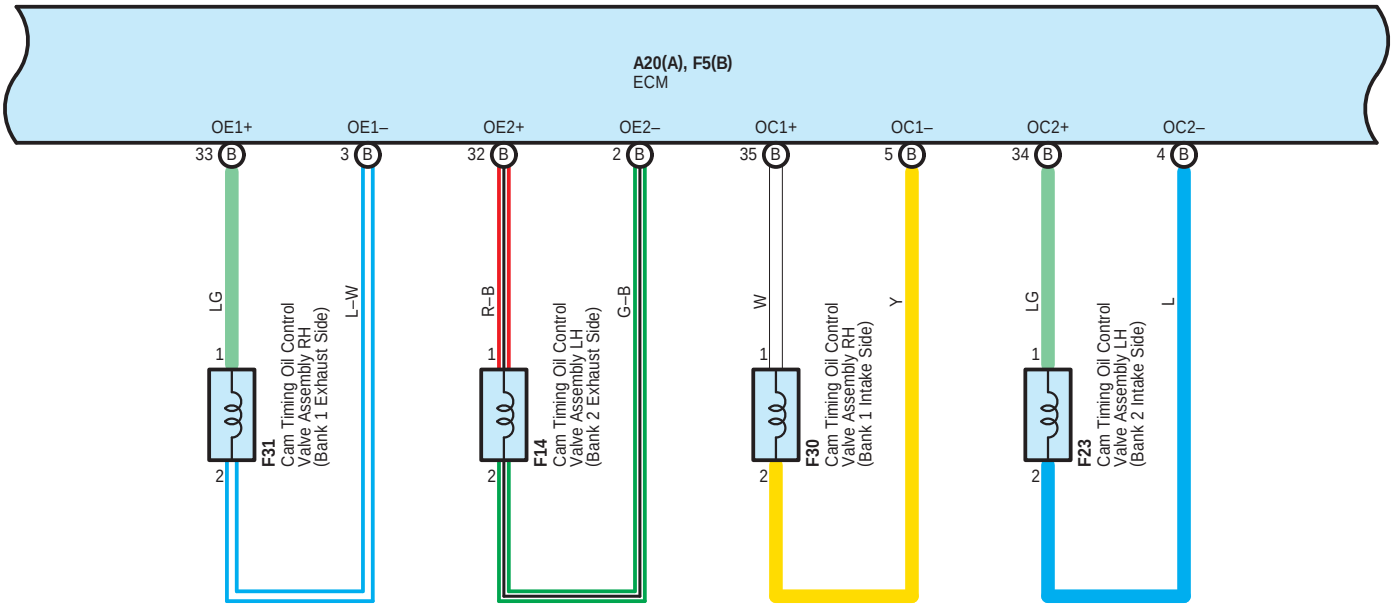
A20(A), F5(B)
ECM
OE1+
OE1–
OE2+
OE2–
OC1+
OC1–
OC2+
OC2–
33 B
3 B
32 B
2 B
35 B
5 B
34 B
4 B
LG
L–W
R–B
G–B
W
Y
LG
L
1
2
F31
Cam Timing Oil Control
Valve Assembly RH
(Bank 1 Exhaust Side)
F14
Cam Timing Oil Control
Valve Assembly LH
(Bank 2 Exhaust Side)
F30
Cam Timing Oil Control
Valve Assembly RH
(Bank 1 Intake Side)
F23
Cam Timing Oil Control
Valve Assembly LH
(Bank 2 Intake Side)

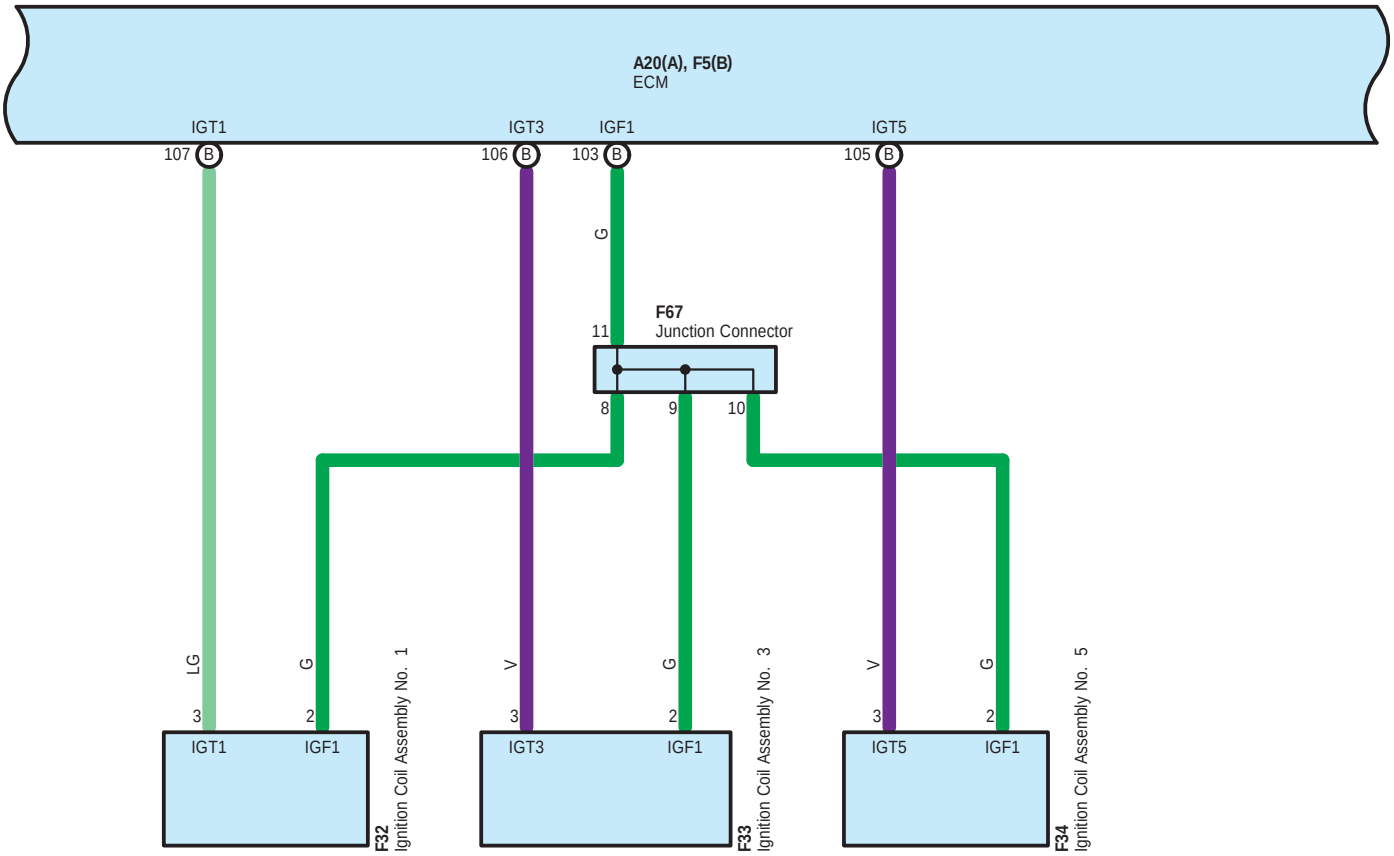
A20(A), F5(B)
ECM
IGT1
107 B
IGT3
106 B
IGF1
103 B
IGT5
105 B
G
F67
Junction Connector
11
8
9
10
LG
G
V
G
V
G
3
2
3
2
3
2
IGT1
IGF1
IGT3
IGF1
IGT5
IGF1
F32
Ignition Coil Assembly No. 1
F33
Ignition Coil Assembly No. 3
F34
Ignition Coil Assembly No. 5

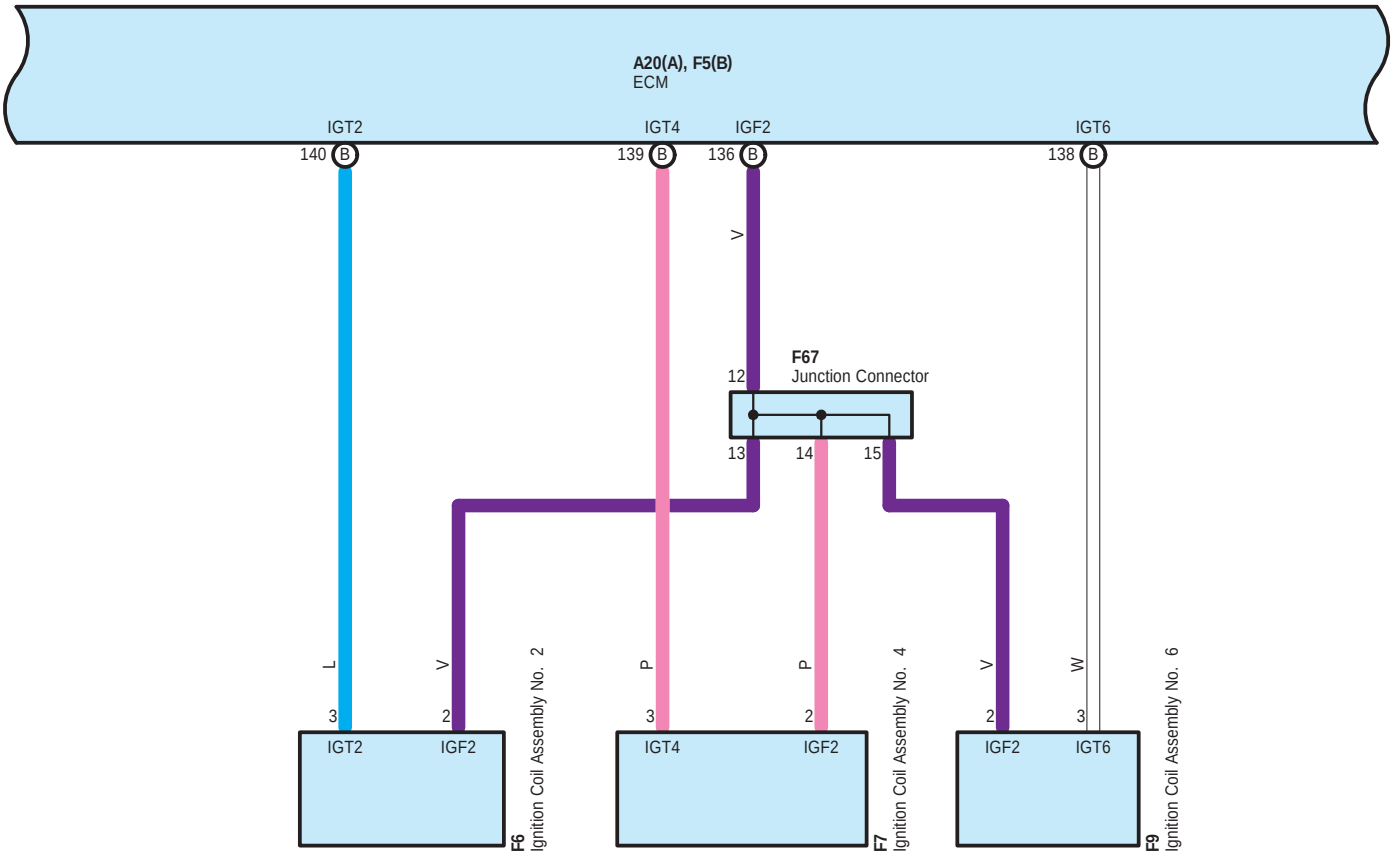
A20(A), F5(B)
ECM
IGT2
140 B
IGT4
139 B
IGF2
136 B
IGT6
138 B
V
F67
Junction Connector
12
13
14
15
L
V
P
P
V
W
3
2
3
2
2
3
IGT2
IGF2
IGT4
IGF2
IGF2
IGT6
F6
Ignition Coil Assembly No. 2
F7
Ignition Coil Assembly No. 4
F9
Ignition Coil Assembly No. 6

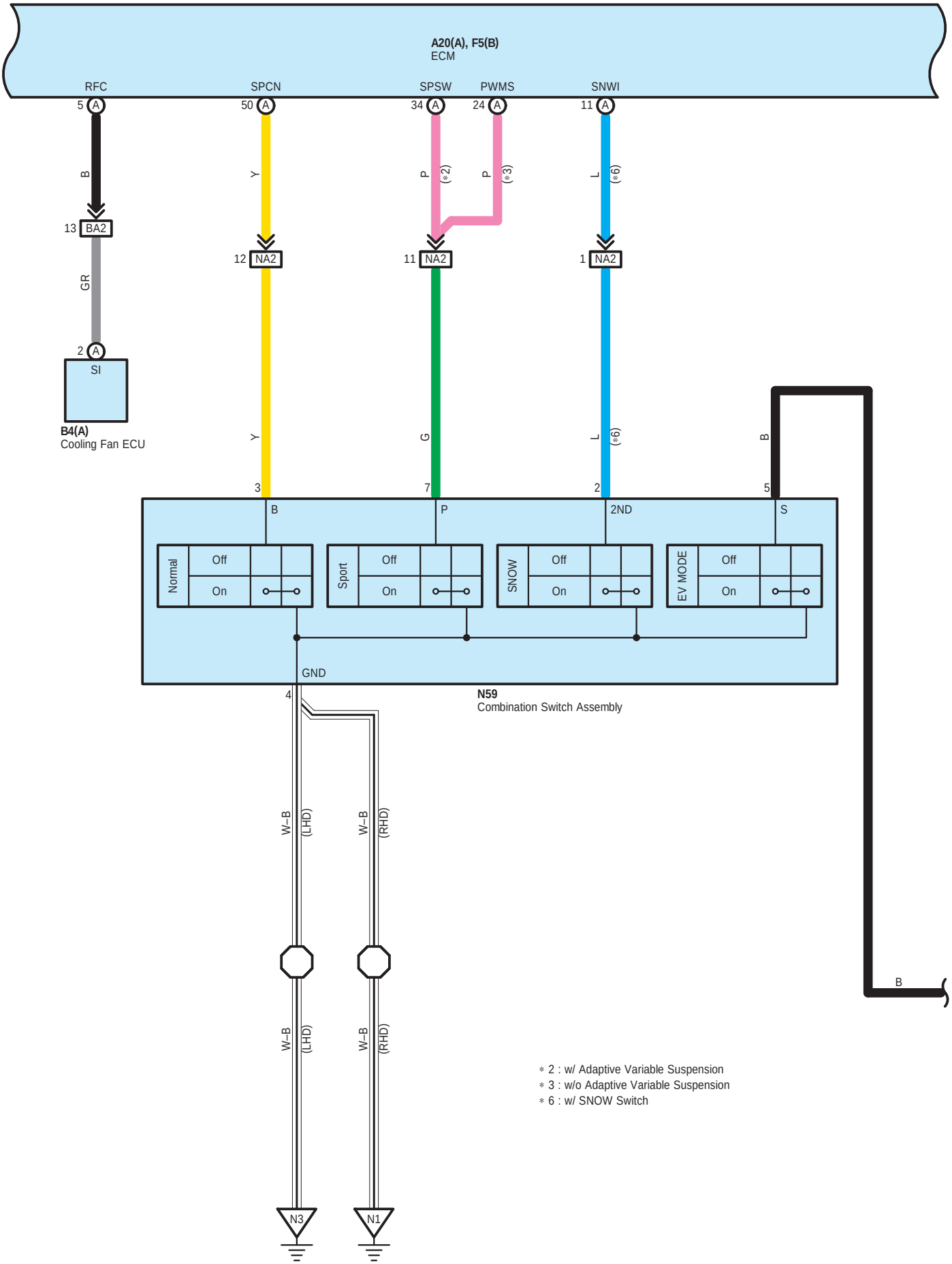
A20(A), F5(B)
ECM
RFC
SPCN
SPSW
PWMS
SNWI
5 A
50 A
34 A
24 A
11 A
B
Y
P (*2)
P (*3)
L (*6)
13 BA2
12 NA2
11 NA2
1 NA2
GR
2 A
SI
B4(A)
Cooling Fan ECU
Y
G
L (*6)
B
3
7
2
5
B
P
2ND
S
Normal
Off
On
Sport
Off
On
SNOW
Off
On
EV MODE
Off
On
GND
4
N59
Combination Switch Assembly
W–B (LHD)
W–B (RHD)
W–B (LHD)
W–B (RHD)
B
N3
N1
* 2 : w/ Adaptive Variable Suspension
* 3 : w/o Adaptive Variable Suspension
* 6 : w/ SNOW Switch

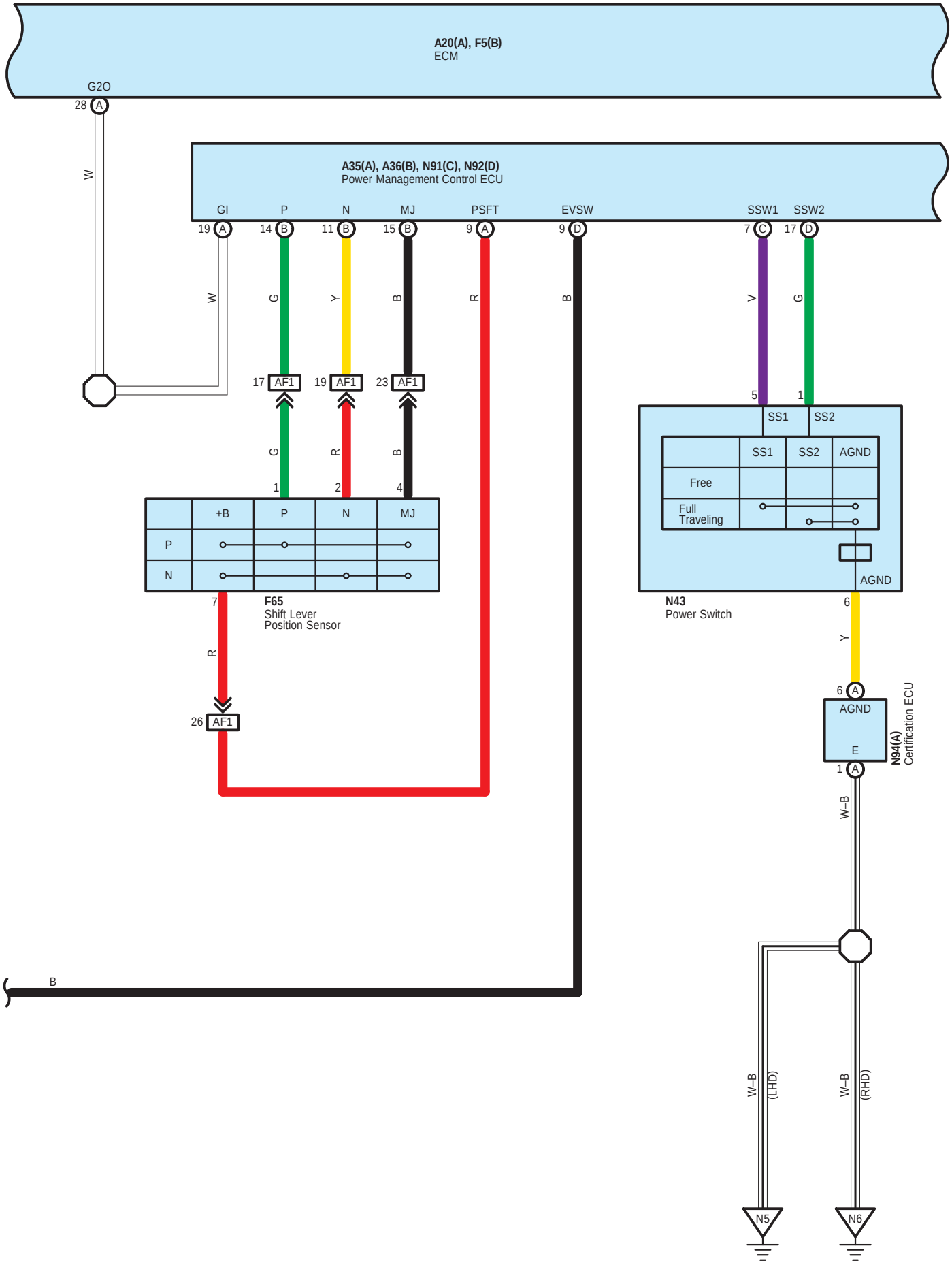
A20(A), F5(B)
ECM
G2O
28 A
W
A35(A), A36(B), N91(C), N92(D)
Power Management Control ECU
GI
P
N
MJ
PSFT
EVSW
SSW1
SSW2
19 A
14 B
11 B
15 B
9 A
9 D
7 C
17 D
G
Y
B
R
B
V
G
17 AF1
19 AF1
23 AF1
G
R
B
1
2
4
+B
P
N
MJ
P
N
7
F65
Shift Lever
Position Sensor
R
26 AF1
5
1
SS1
SS2
SS1
SS2
AGND
Free
Full
Traveling
AGND
N43
Power Switch
6
Y
6 A
AGND
E
1 A
N94(A)
Certification ECU
W-B
B
W-B
(LHD)
W-B
(RHD)
N5
N6

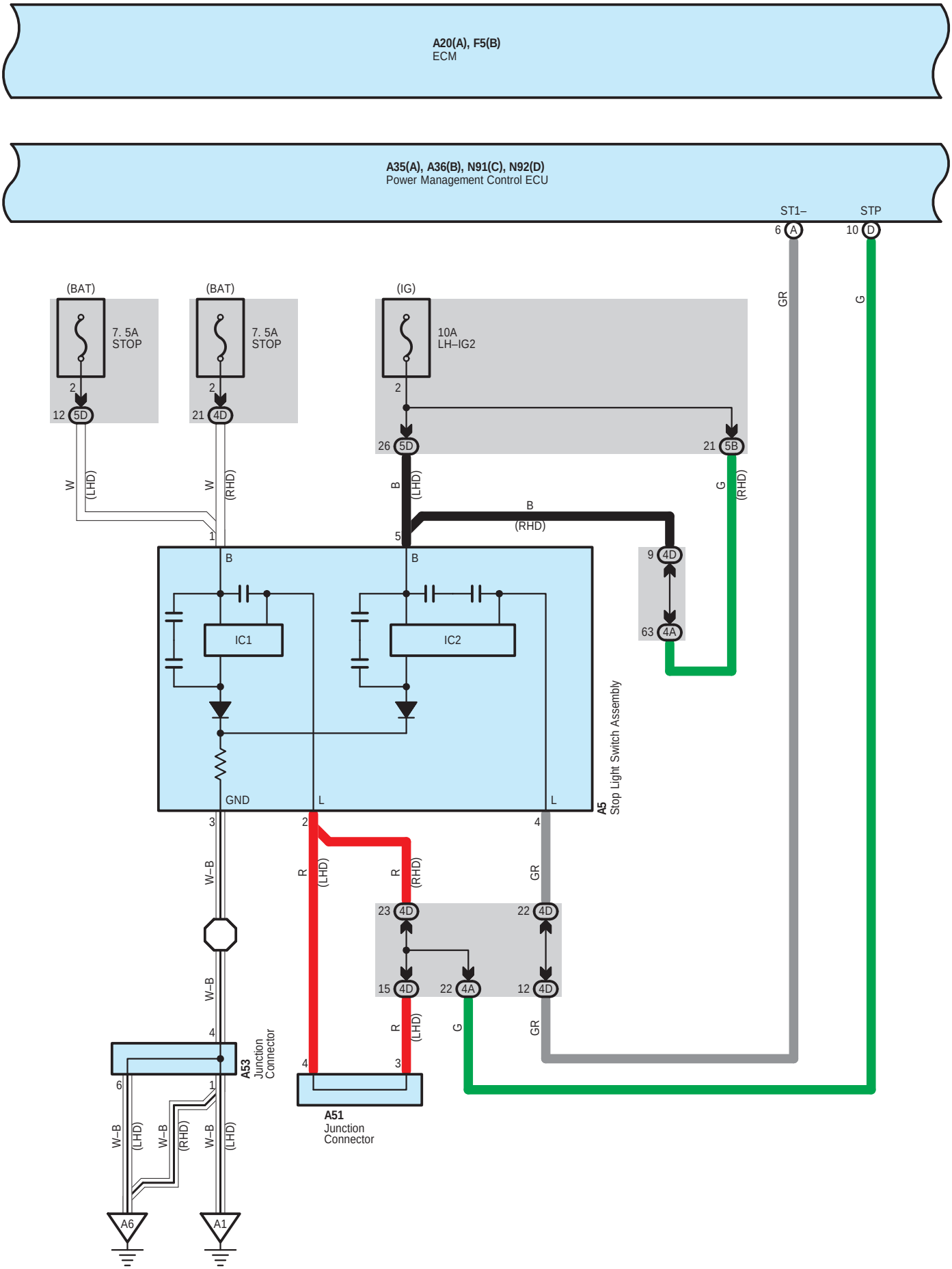
A20(A), F5(B)
ECM
A35(A), A36(B), N91(C), N92(D)
Power Management Control ECU
ST1–
STP
6 A
10 D
GR
G
(BAT)
7. 5A
STOP
2
12 5D
W
(LHD)
(BAT)
7. 5A
STOP
2
21 4D
W
(RHD)
(IG)
10A
LH–IG2
2
26 5D
21 5B
B
(LHD)
G
(RHD)
B
(RHD)
1
5
B
B
IC1
IC2
9 4D
63 4A
GND
L
L
A5
Stop Light Switch Assembly
3
2
4
W–B
R
(LHD)
R
(RHD)
GR
23 4D
22 4D
15 4D
22 4A
12 4D
R
(LHD)
G
GR
W–B
4
A53
Junction
Connector
6
1
4
3
A51
Junction
Connector
W–B
(LHD)
W–B
(RHD)
W–B
(LHD)
A6
A1

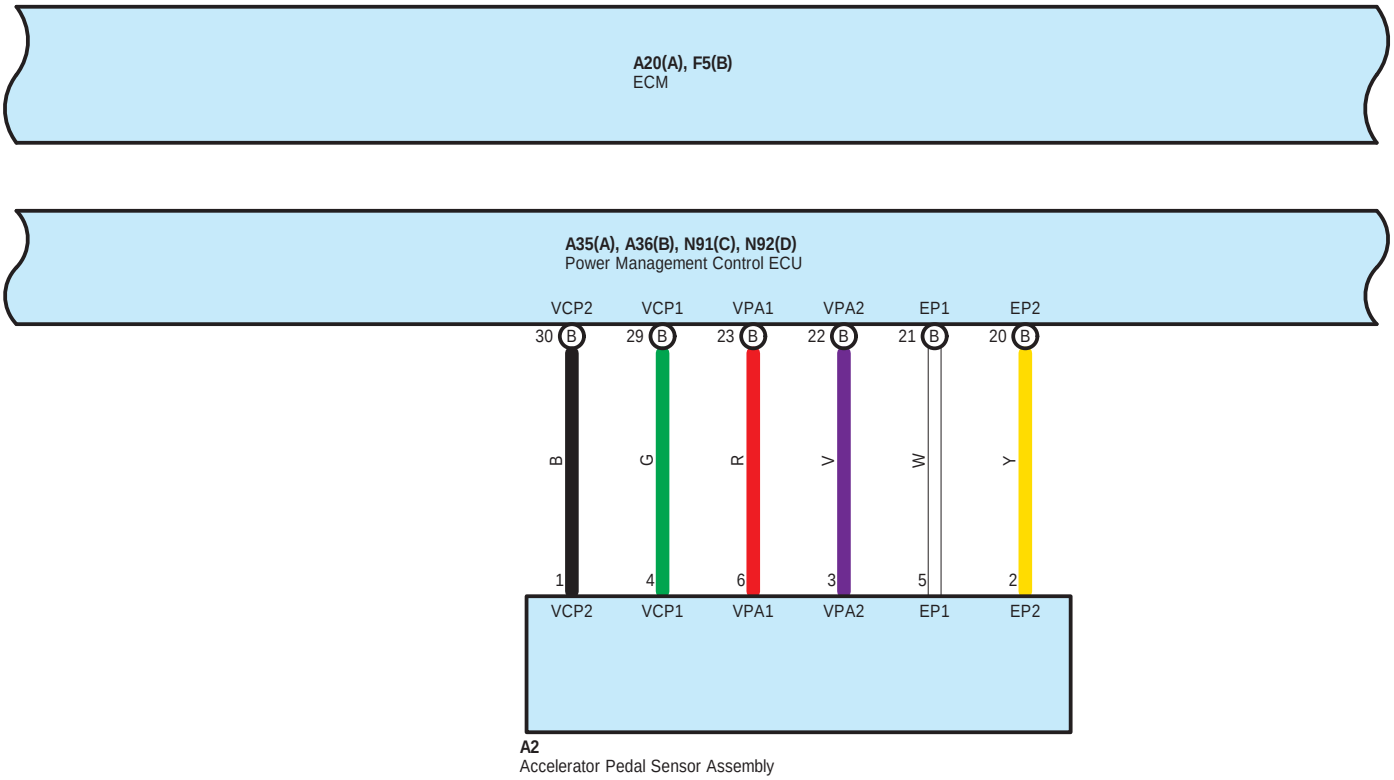
A20(A), F5(B)
ECM
A35(A), A36(B), N91(C), N92(D)
Power Management Control ECU
VCP2
VCP1
VPA1
VPA2
EP1
EP2
30 B
29 B
23 B
22 B
21 B
20 B
B
G
R
V
W
Y
1
4
6
3
5
2
VCP2
VCP1
VPA1
VPA2
EP1
EP2
A2
Accelerator Pedal Sensor Assembly

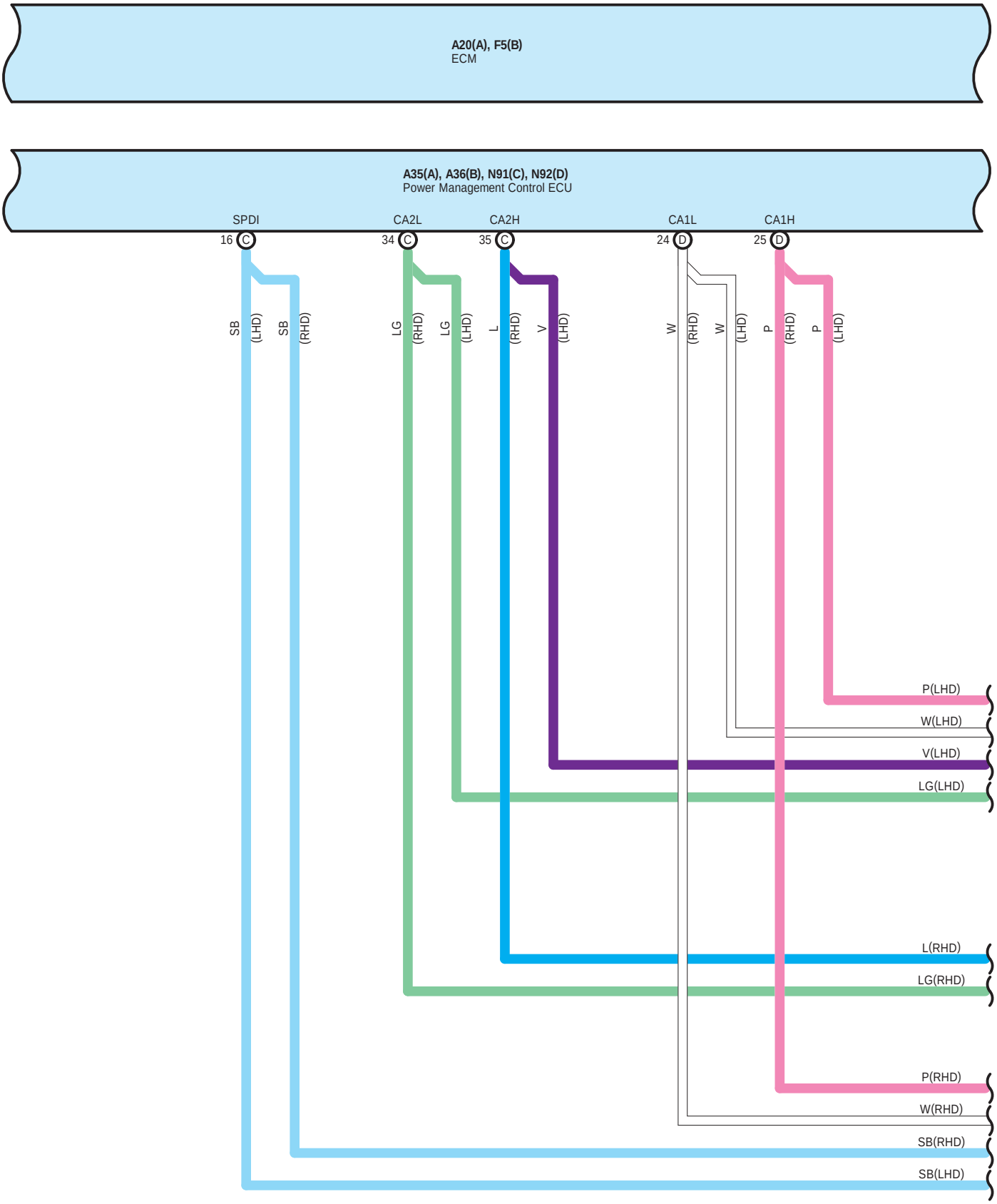
A20(A), F5(B)
ECM
A35(A), A36(B), N91(C), N92(D)
Power Management Control ECU
SPDI
CA2L
CA2H
CA1L
CA1H
16 C
34 C
35 C
24 D
25 D
SB (LHD)
SB (RHD)
LG (RHD)
LG (LHD)
L (RHD)
V (LHD)
W (RHD)
W (LHD)
P (RHD)
P (LHD)
P(LHD)
W(LHD)
V(LHD)
LG(LHD)
L(RHD)
LG(RHD)
P(RHD)
W(RHD)
SB(RHD)
SB(LHD)

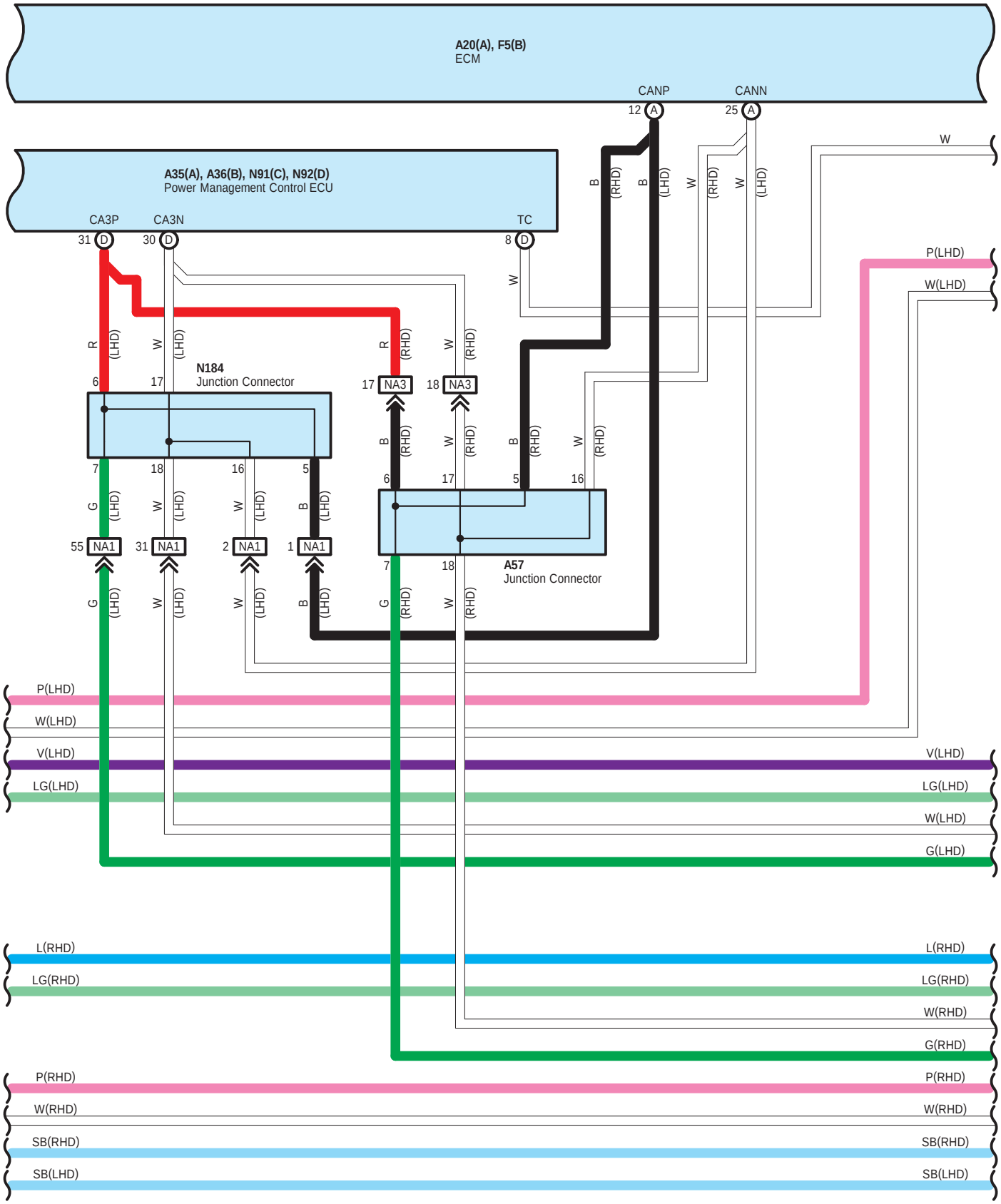
A20(A), F5(B)
ECM
CANP
CANN
12 A
25 A
A35(A), A36(B), N91(C), N92(D)
Power Management Control ECU
CA3P
CA3N
TC
31 D
30 D
8 D
N184
Junction Connector
17 NA3
18 NA3
6
17
7
18
16
5
55 NA1
31 NA1
2 NA1
1 NA1
A57
Junction Connector
W
P(LHD)
W(LHD)
V(LHD)
LG(LHD)
G(LHD)
L(RHD)
LG(RHD)
W(RHD)
G(RHD)
P(RHD)
SB(RHD)
SB(LHD)

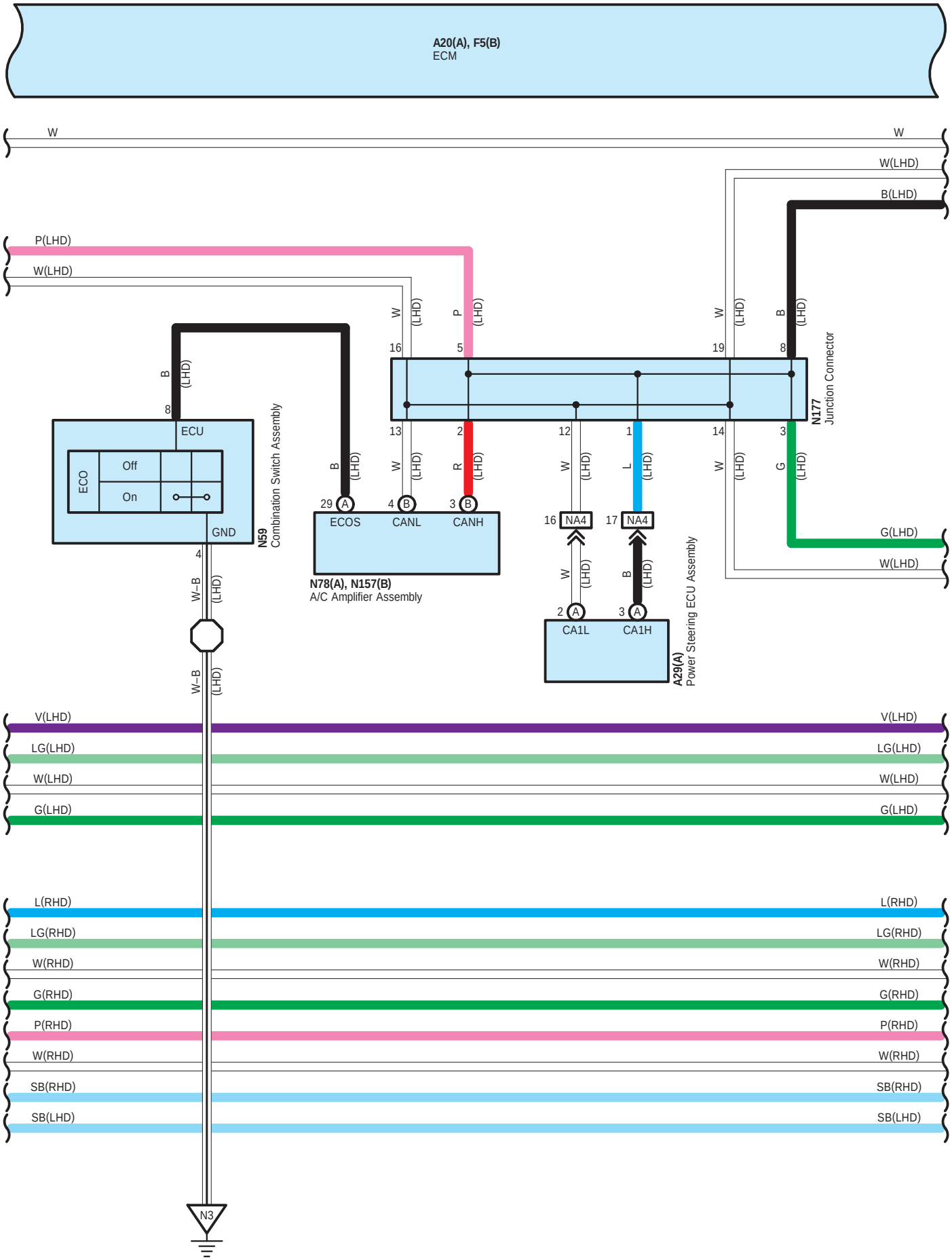
A20(A), F5(B)
ECM
W
W
W(LHD)
B(LHD)
P(LHD)
W(LHD)
W (LHD)
P (LHD)
W (LHD)
B (LHD)
16
5
19
8
N177
Junction Connector
B (LHD)
8
ECU
ECO
Off
On
GND
N59
Combination Switch Assembly
13
2
12
1
14
3
B (LHD)
W (LHD)
R (LHD)
W (LHD)
L (LHD)
W (LHD)
G (LHD)
29 A
4 B
3 B
ECOS
CANL
CANH
N78(A), N157(B)
A/C Amplifier Assembly
16 NA4
17 NA4
W (LHD)
B (LHD)
2 A
3 A
CA1L
CA1H
A29(A)
Power Steering ECU Assembly
G(LHD)
W(LHD)
4
W–B (LHD)
W–B (LHD)
V(LHD)
LG(LHD)
W(LHD)
G(LHD)
L(RHD)
LG(RHD)
W(RHD)
G(RHD)
P(RHD)
W(RHD)
SB(RHD)
SB(LHD)
N3

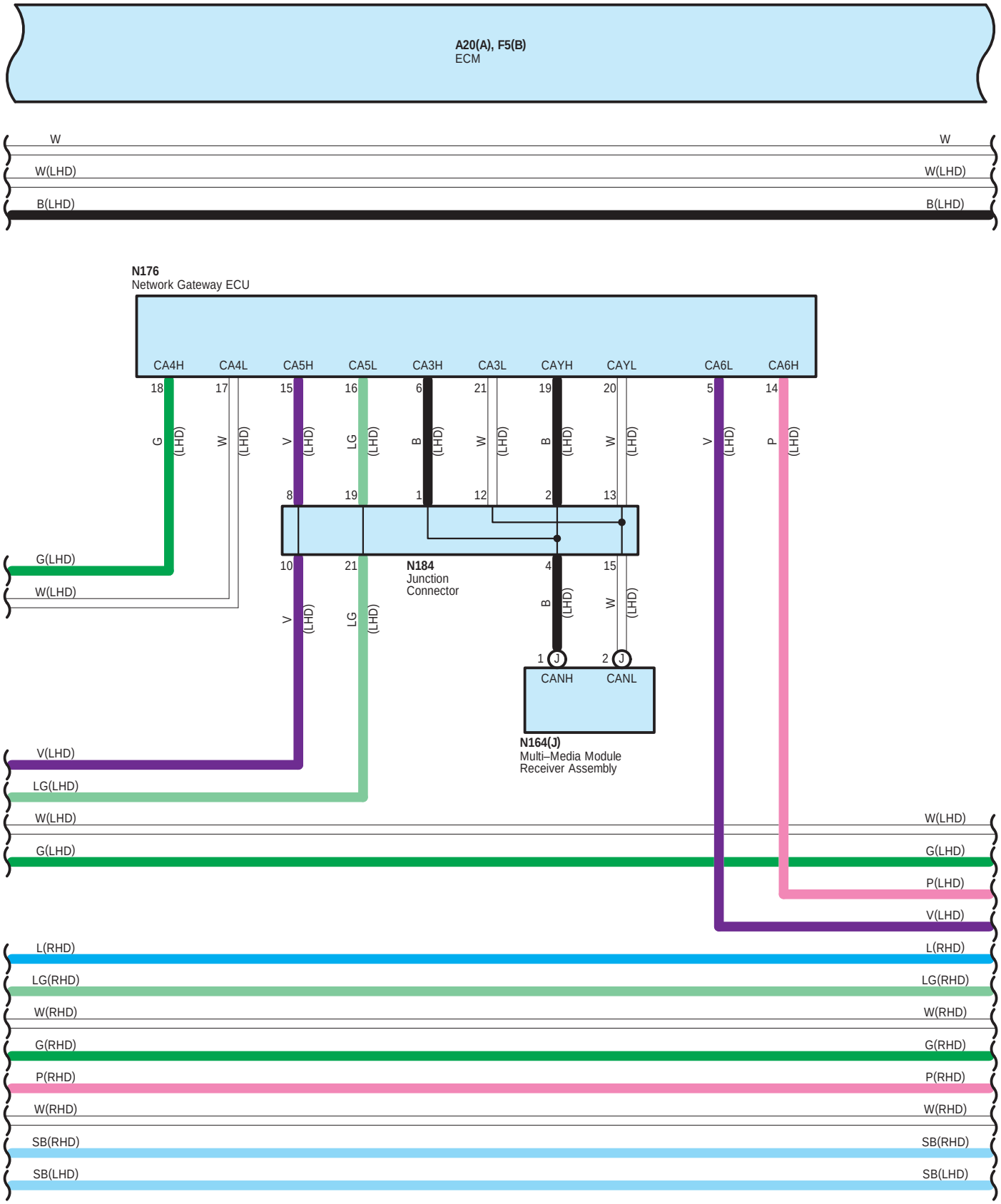
A20(A), F5(B)
ECM
W
W(LHD)
B(LHD)
N176
Network Gateway ECU
CA4H
CA4L
CA5H
CA5L
CA3H
CA3L
CAYH
CAYL
CA6L
CA6H
18
17
15
16
6
21
19
20
5
14
G
W
V
LG
B
W
B
W
V
P
(LHD)
8
19
1
12
2
13
G(LHD)
W(LHD)
10
21
N184
Junction
Connector
4
15
V
LG
B
W
1
2
J
CANH
CANL
N164(J)
Multi–Media Module
Receiver Assembly
V(LHD)
LG(LHD)
W(LHD)
G(LHD)
P(LHD)
V(LHD)
L(RHD)
LG(RHD)
W(RHD)
G(RHD)
P(RHD)
W(RHD)
SB(RHD)
SB(LHD)

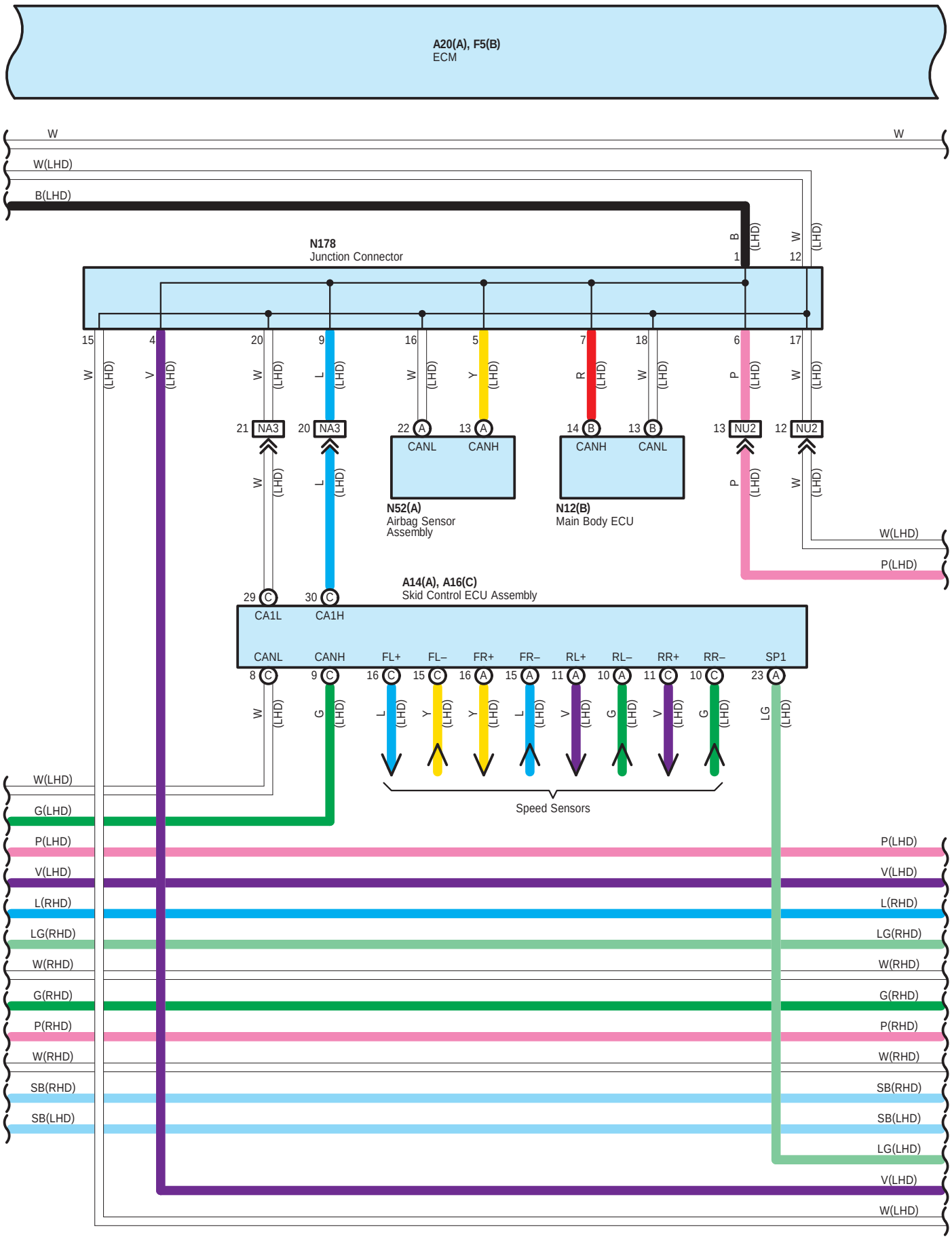
A20(A), F5(B)
ECM
W
W
W(LHD)
B(LHD)
N178
Junction Connector
B (LHD)
W (LHD)
1
12
15
4
20
9
16
5
7
18
6
17
W (LHD)
V (LHD)
W (LHD)
L (LHD)
W (LHD)
Y (LHD)
R (LHD)
W (LHD)
P (LHD)
W (LHD)
21 NA3
20 NA3
22 A
13 A
CANL
CANH
14 B
13 B
CANH
CANL
13 NU2
12 NU2
W (LHD)
L (LHD)
N52(A)
Airbag Sensor
Assembly
N12(B)
Main Body ECU
P (LHD)
W (LHD)
W(LHD)
P(LHD)
A14(A), A16(C)
Skid Control ECU Assembly
29 C
30 C
CA1L
CA1H
CANL
CANH
FL+
FL–
FR+
FR–
RL+
RL–
RR+
RR–
SP1
8 C
9 C
16 C
15 C
16 A
15 A
11 A
10 A
11 C
10 C
23 A
W (LHD)
G (LHD)
L (LHD)
Y (LHD)
Y (LHD)
L (LHD)
V (LHD)
G (LHD)
V (LHD)
G (LHD)
LG (LHD)
Speed Sensors
W(LHD)
G(LHD)
P(LHD)
V(LHD)
L(RHD)
LG(RHD)
W(RHD)
G(RHD)
P(RHD)
W(RHD)
SB(RHD)
SB(LHD)
P(LHD)
V(LHD)
L(RHD)
LG(RHD)
W(RHD)
G(RHD)
P(RHD)
W(RHD)
SB(RHD)
SB(LHD)
LG(LHD)
V(LHD)
W(LHD)

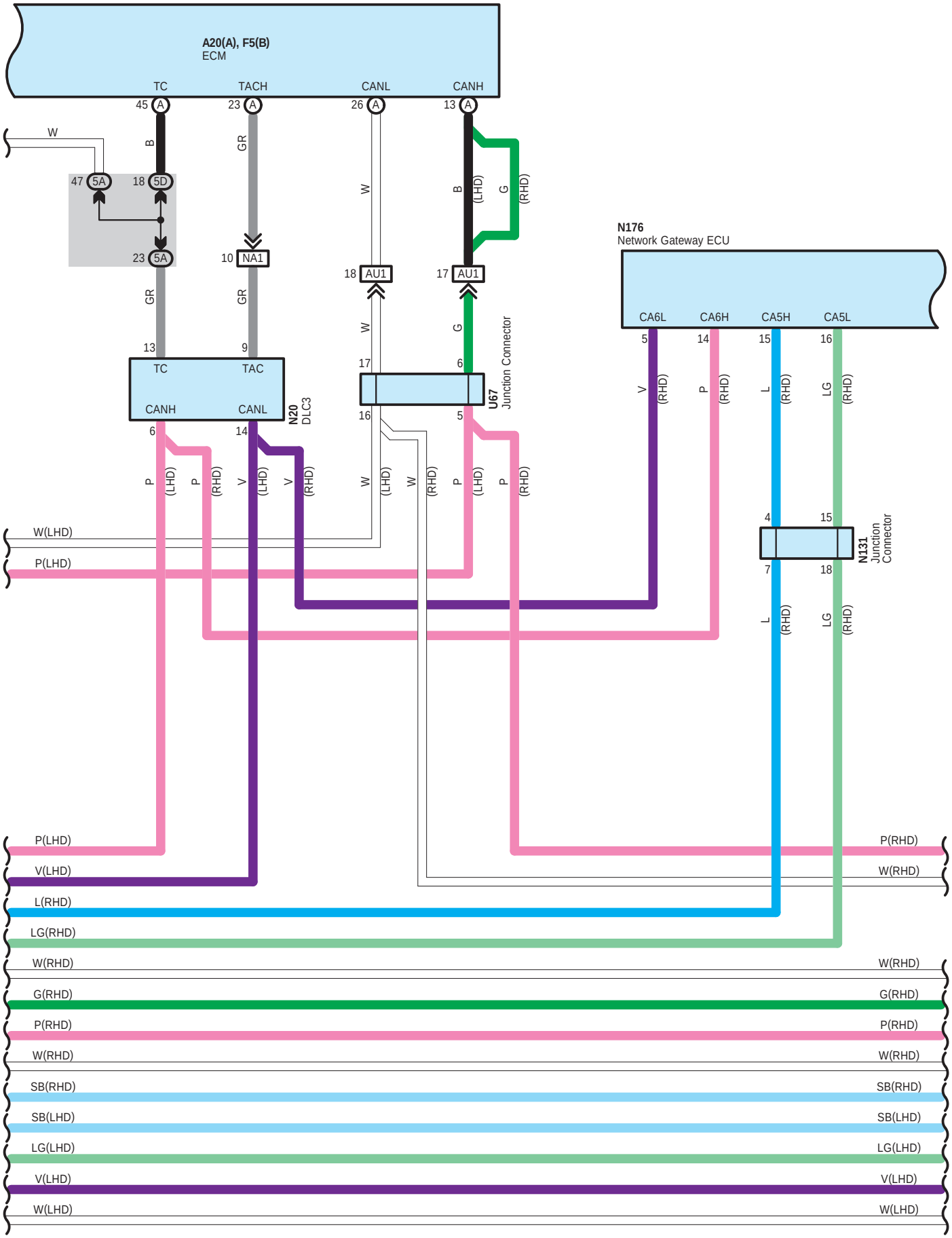
A20(A), F5(B)
ECM
TC
TACH
CANL
CANH
45 A
23 A
26 A
13 A
W
B
GR
47 5A
18 5D
23 5A
10 NA1
18 AU1
17 AU1
W
B (LHD)
G (RHD)
GR
GR
W
G
13
9
17
6
TC
TAC
CANH
CANL
N20
DLC3
U67
Junction Connector
16
5
6
14
P (LHD)
P (RHD)
V (LHD)
V (RHD)
W (LHD)
W (RHD)
P (LHD)
P (RHD)
N176
Network Gateway ECU
CA6L
CA6H
CA5H
CA5L
5
14
15
16
V (RHD)
P (RHD)
L (RHD)
LG (RHD)
4
15
7
18
N131
Junction Connector
L (RHD)
LG (RHD)
W(LHD)
P(LHD)
P(LHD)
V(LHD)
L(RHD)
LG(RHD)
P(RHD)
W(RHD)
W(RHD)
G(RHD)
P(RHD)
W(RHD)
SB(RHD)
SB(LHD)
LG(LHD)
V(LHD)
W(LHD)
W(RHD)
G(RHD)
P(RHD)
W(RHD)
SB(RHD)
SB(LHD)
LG(LHD)
V(LHD)
W(LHD)

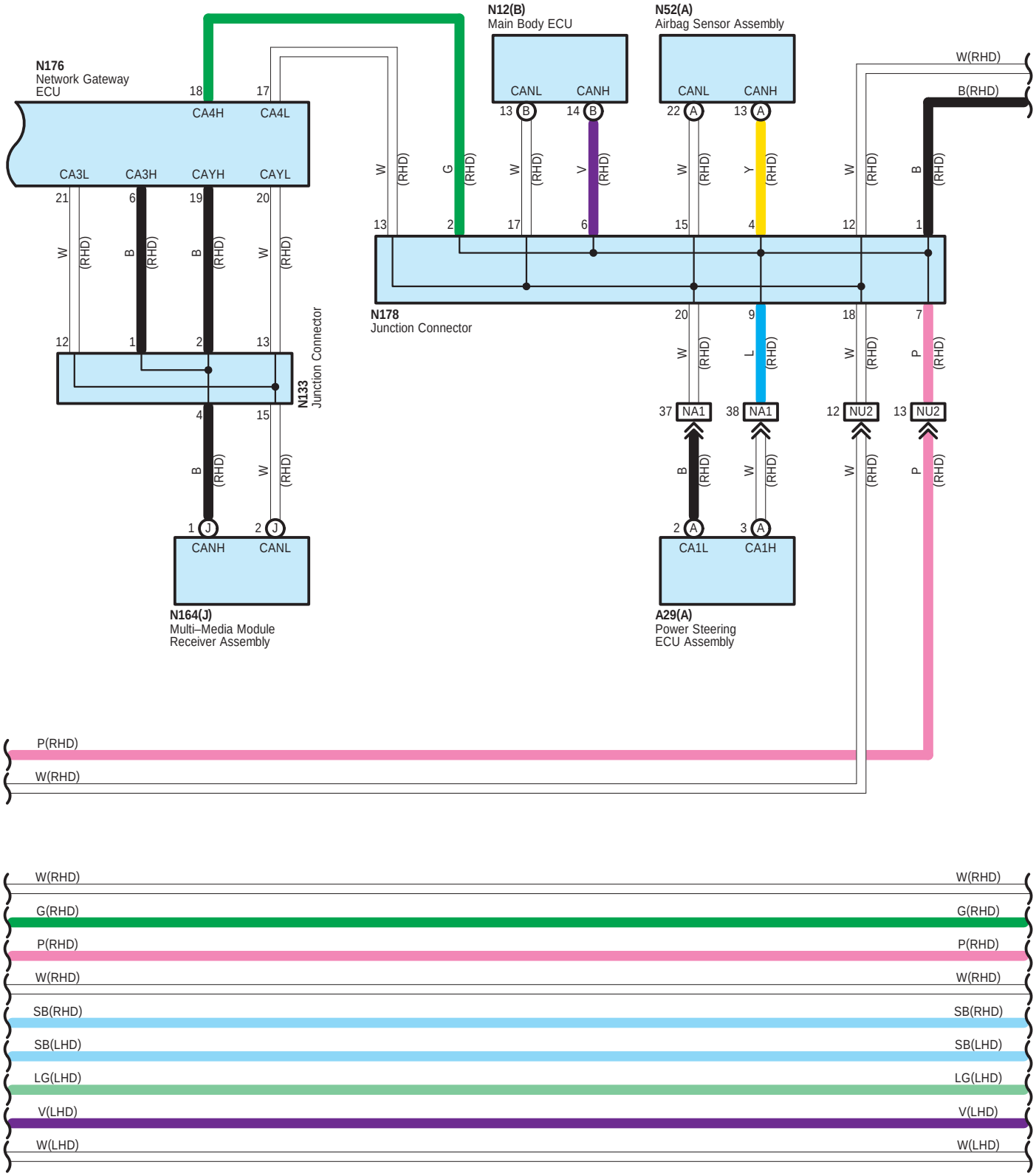
N176
Network Gateway
ECU
CA4H
CA4L
CA3L
CA3H
CAYH
CAYL
N12(B)
Main Body ECU
CANL
CANH
N52(A)
Airbag Sensor Assembly
CANL
CANH
W(RHD)
B(RHD)
N178
Junction Connector
N133
Junction Connector
N164(J)
Multi–Media Module
Receiver Assembly
CANH
CANL
A29(A)
Power Steering
ECU Assembly
CA1L
CA1H
NA1
NU2
P(RHD)
W(RHD)
G(RHD)
SB(RHD)
SB(LHD)
LG(LHD)
V(LHD)
W(LHD)

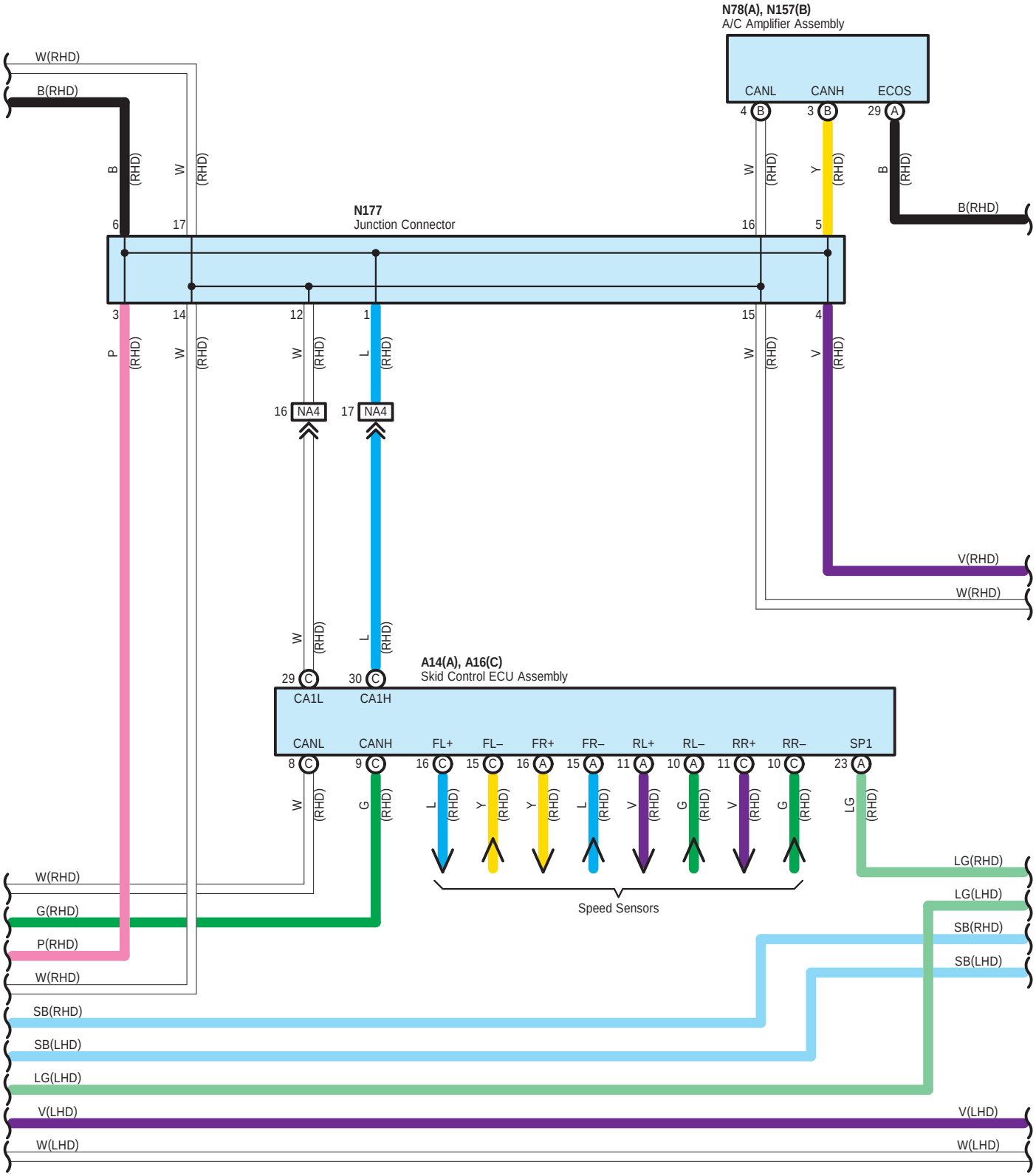
N78(A), N157(B)
A/C Amplifier Assembly
CANL
CANH
ECOS
N177
Junction Connector
NA4
A14(A), A16(C)
Skid Control ECU Assembly
CA1L
CA1H
CANL
CANH
FL+
FL–
FR+
FR–
RL+
RL–
RR+
RR–
SP1
Speed Sensors
W(RHD)
B(RHD)
G(RHD)
P(RHD)
SB(RHD)
SB(LHD)
LG(RHD)
LG(LHD)
V(RHD)
V(LHD)
W(LHD)

*15 : w/ Headup Display

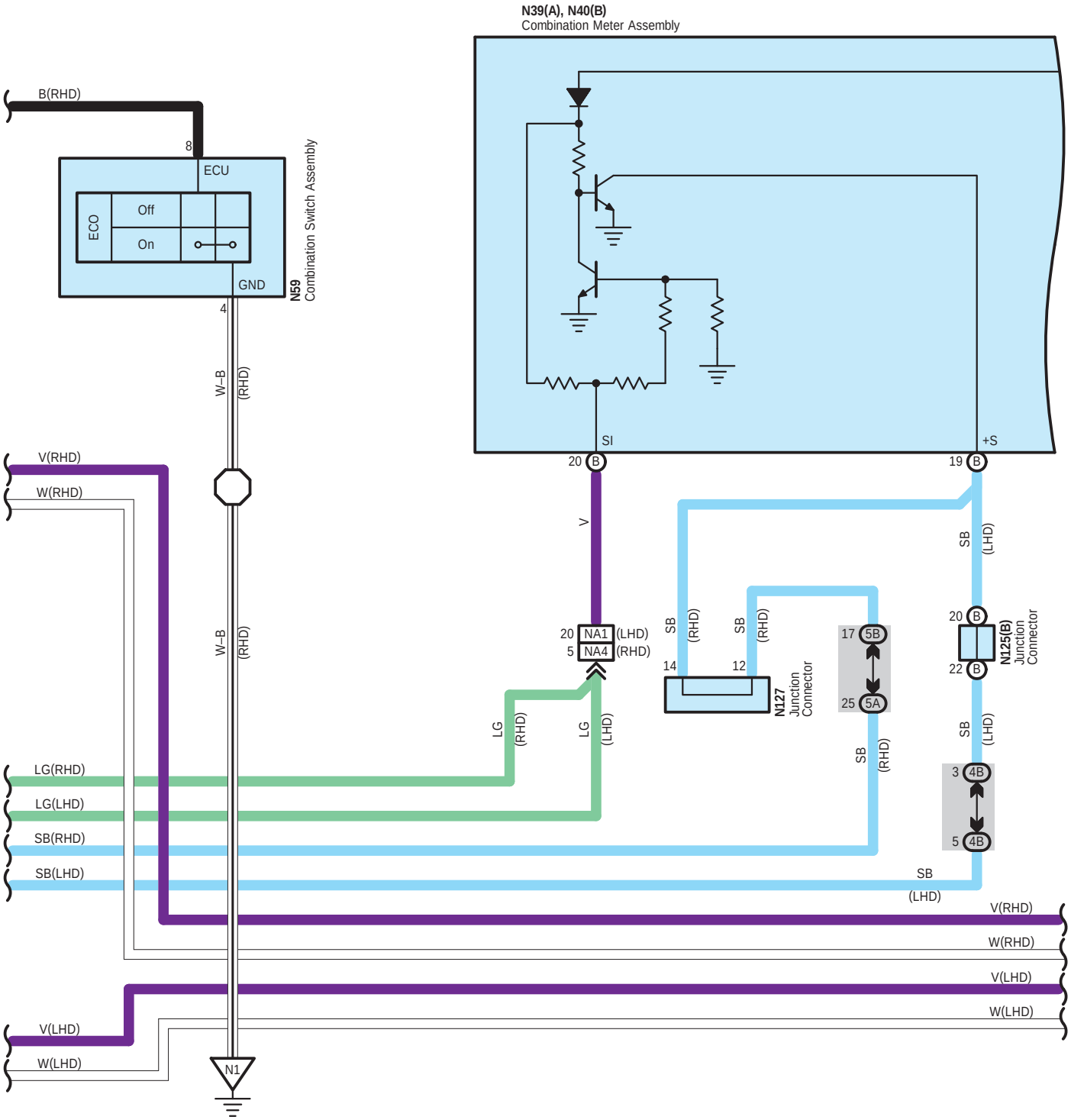

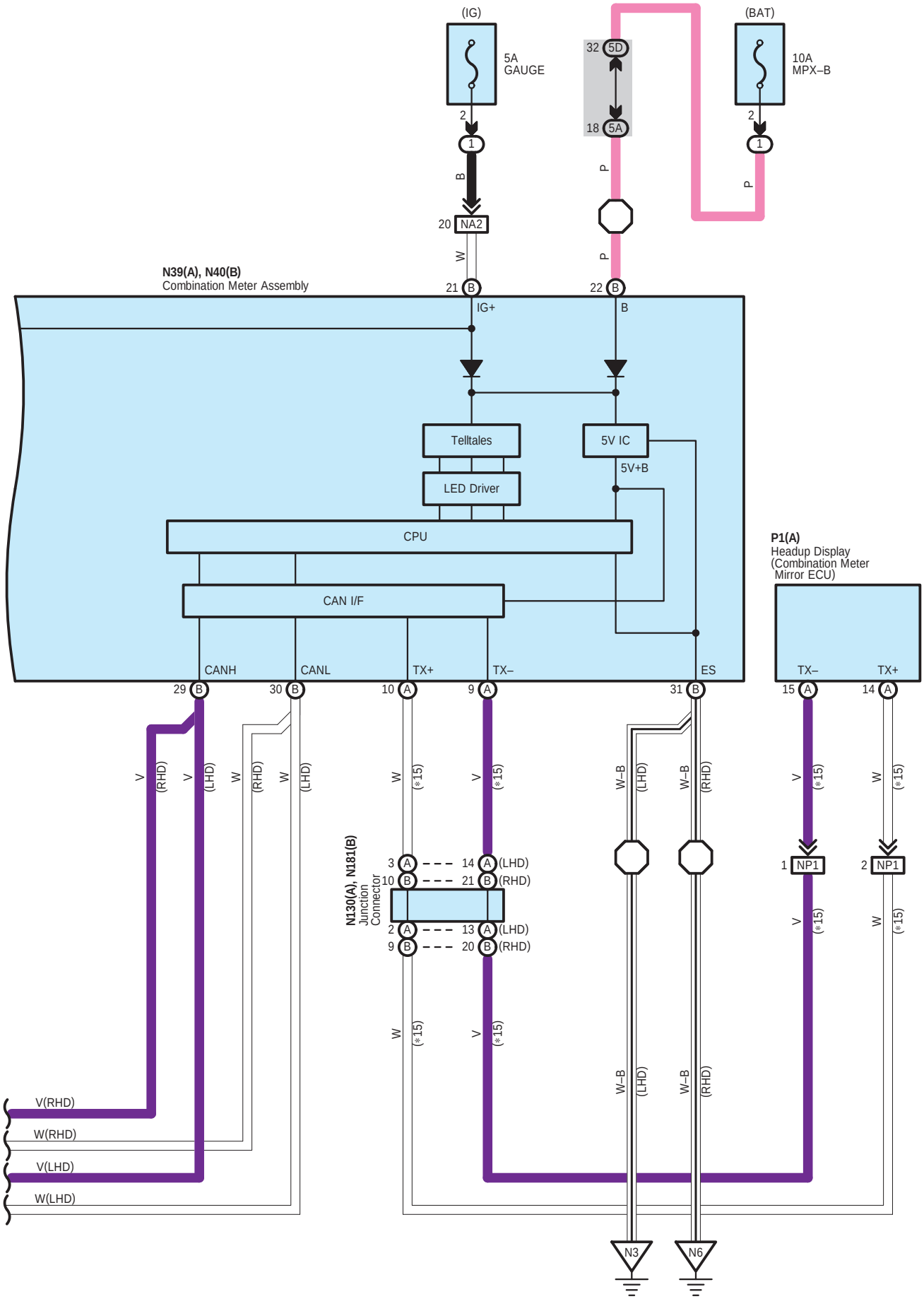
(IG)
5A
GAUGE
(BAT)
10A
MPX–B
32 5D
18 5A
2
1
B
P
20 NA2
W
N39(A), N40(B)
Combination Meter Assembly
21 B
22 B
IG+
B
Telltales
5V IC
5V+B
LED Driver
CPU
CAN I/F
P1(A)
Headup Display
(Combination Meter
Mirror ECU)
CANH
CANL
TX+
TX–
ES
29 B
30 B
10 A
9 A
31 B
15 A
14 A
V
(RHD)
(LHD)
W
(*15)
W–B
1 NP1
2 NP1
N130(A), N181(B)
Junction
Connector
3 A
10 B
14 A (LHD)
21 B (RHD)
2 A
9 B
13 A (LHD)
20 B (RHD)
V(RHD)
W(RHD)
V(LHD)
W(LHD)
N3
N6

A 2
Black



A 5
White

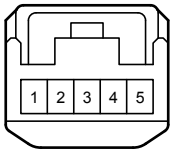

A 14
Black

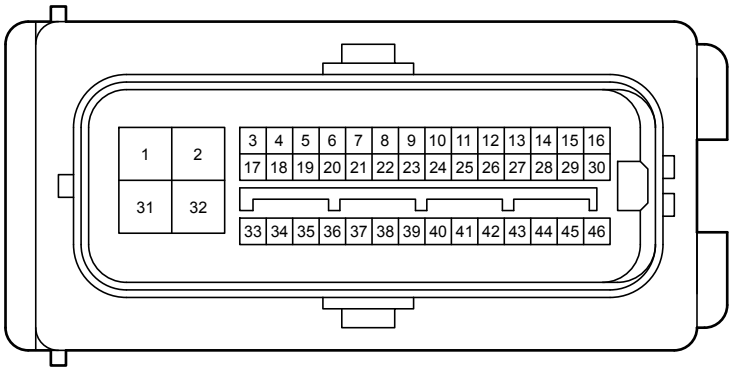

A 16
Gray

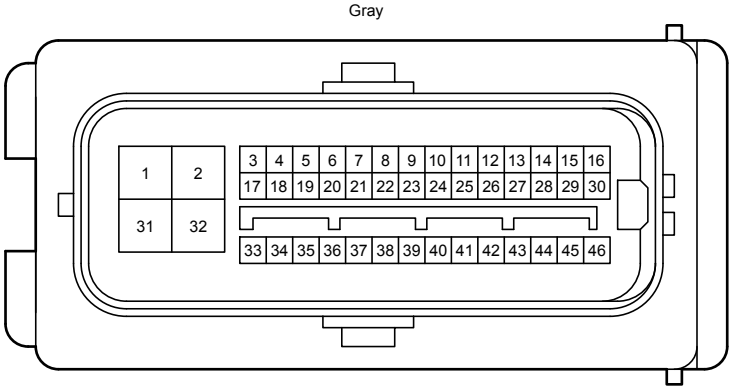

A 20
Black

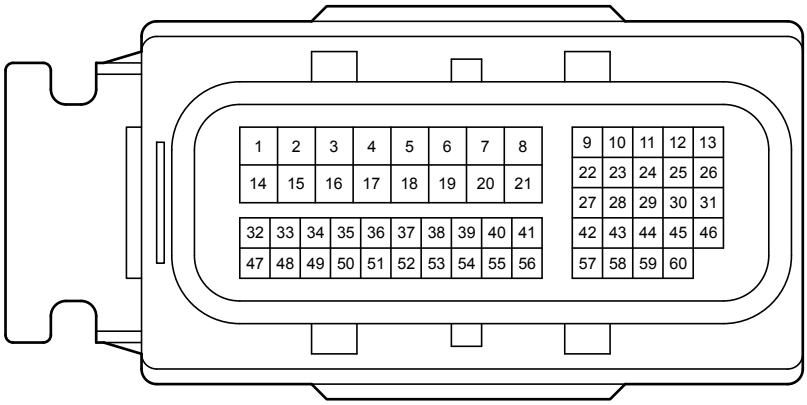

A 29
Black

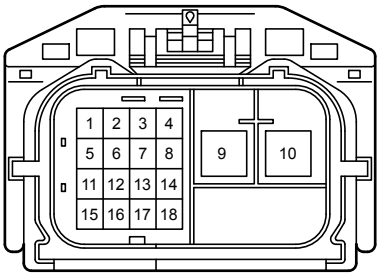

A 35
Gray

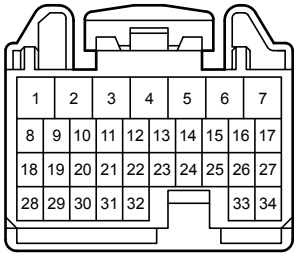

A 36
Gray

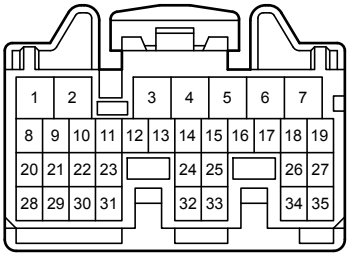

A 50
Gray



A 51
Blue

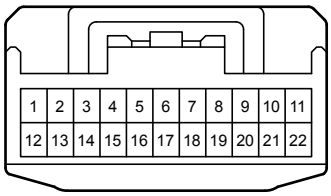

A 53
White

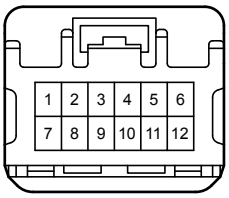

A 57
Blue

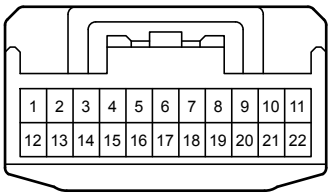

A 69
Gray

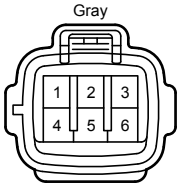

B 4
Black

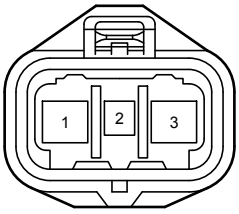

F 5
Black

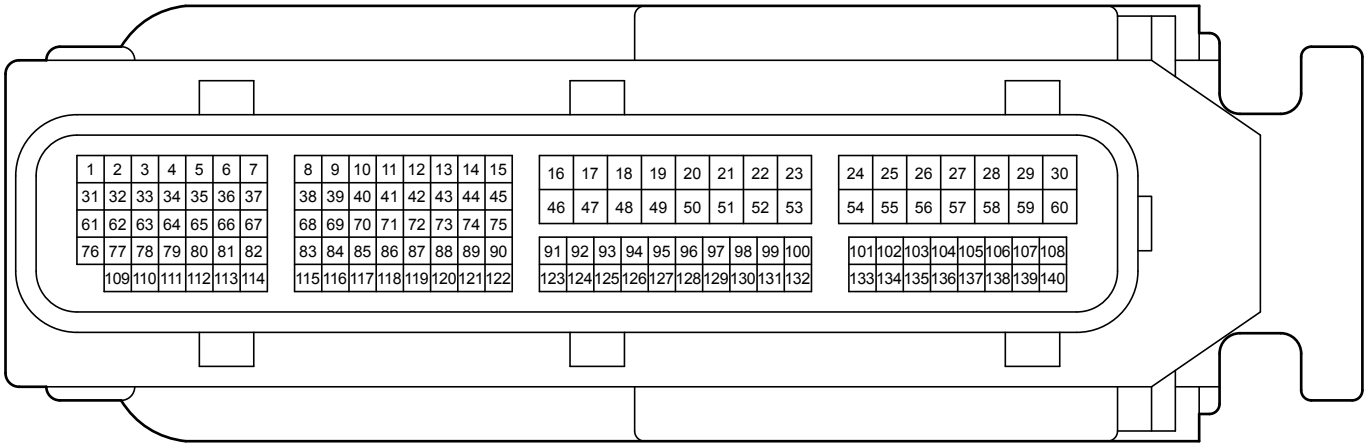

F 6
Gray

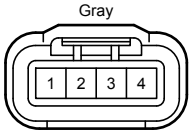

F 7
Black

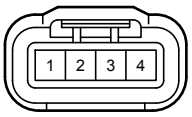

F 9
Gray

F 11
Black



F 12
Black

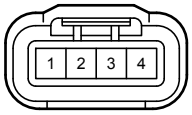

F 14
Black

F 15
Black



F 21
Black

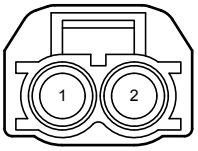

F 23
Black

F 24
Black

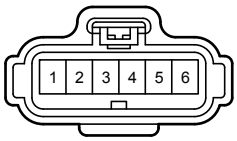

F 25
Black

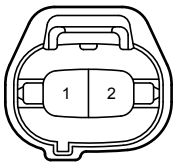

F 26
Black

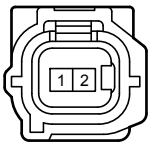

F 27
Black

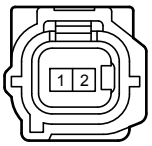

F 28
Black

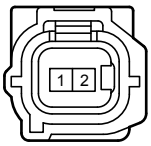

F 29
Black



F 30
Black

F 31
Black

F 32
Gray

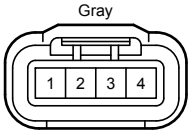

F 33
Black

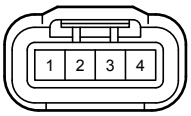

F 34
Gray

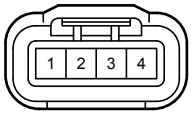

F 35
Black



F 36
Black

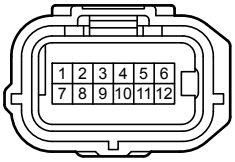

F 37
Gray

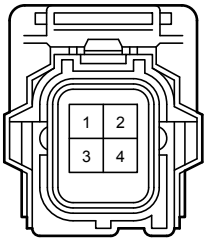

F 39
Black

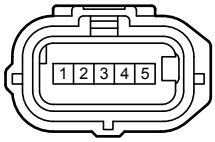

F 45
Black

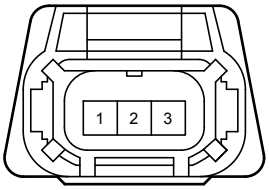

F 53
Gray

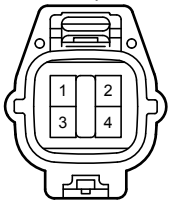

F 59
Gray

F 60
Black

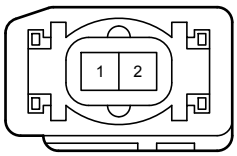

F 62
Dark Gray

F 65
Gray

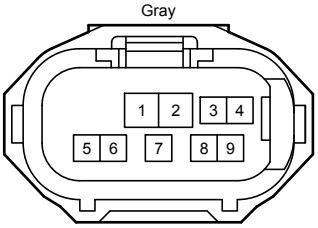

F 66
Gray

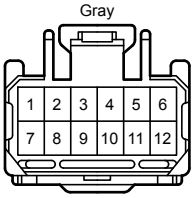

F 67
White

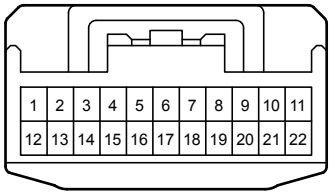

F 69
Black

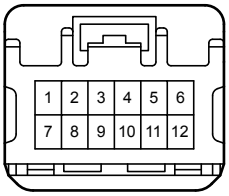

F 86
Gray

J 1
Black

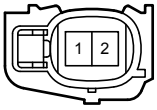

J 2
Gray

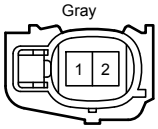

K 1
Black

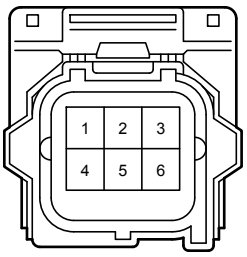

K 2
Black

K 3
Black



K 4
Black

K 9
Black

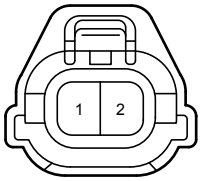

K 10
Black

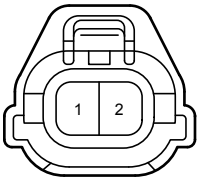

K 11
Black

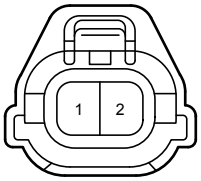

L 1
Gray

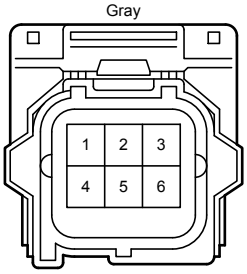

L 2
Black

L 3
Black

L 4
Black

L 5
Black

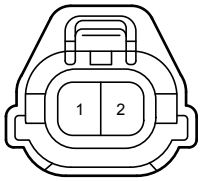

L 6
Black

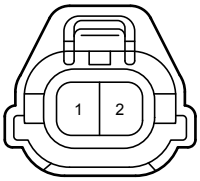

L 7
Black

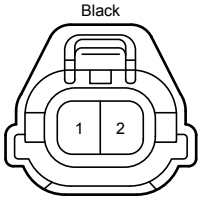

M 1
Black

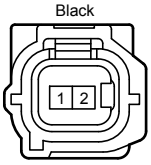

M 2
Black

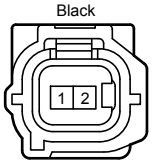

M 3
Black

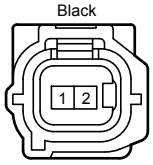

N 12
White

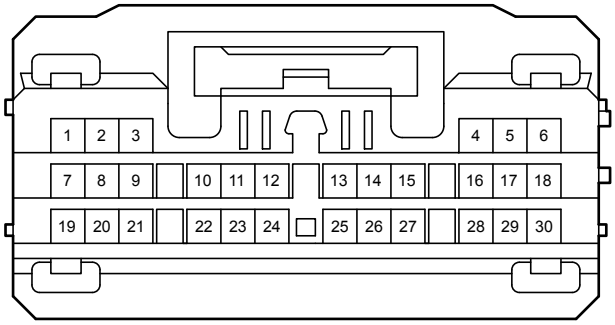

N 20
Black

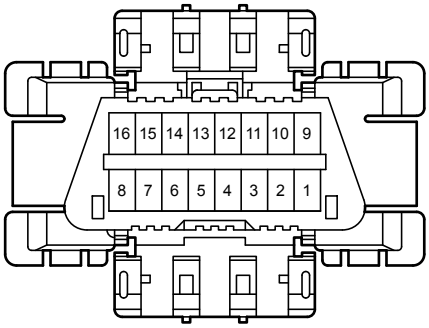

N 39
Black

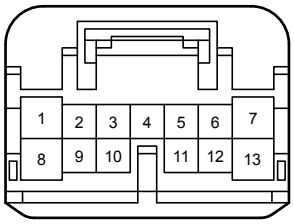

N 40
Black

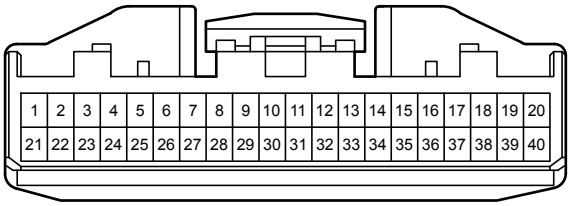

N 43
Black

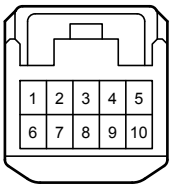

N 52
Yellow

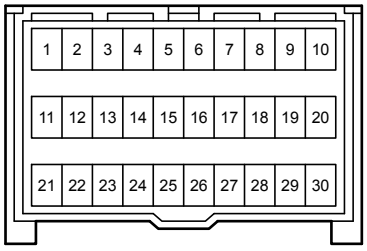

N 59
Black

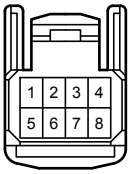

N 71
Gray

N 78
White

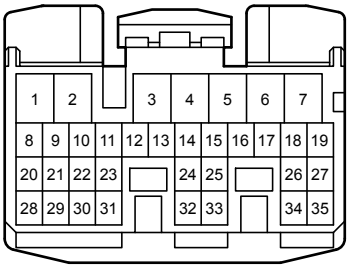

N 91
Gray

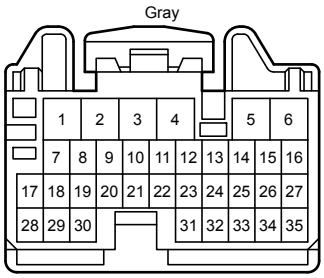

N 92
Gray

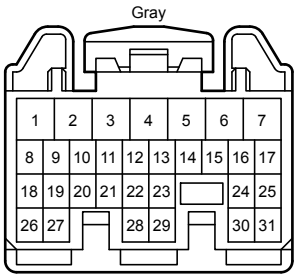

N 94
White

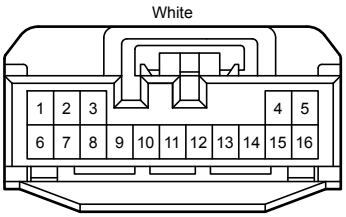

N125
Blue

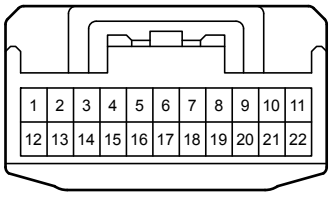

N127
Blue

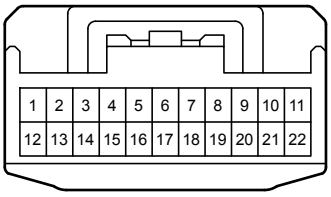

N130
Black

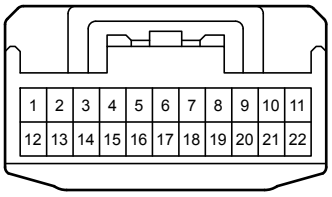

N131
Gray

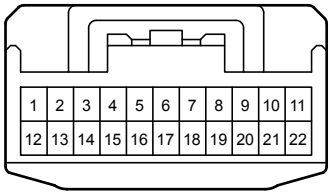

N133
Black

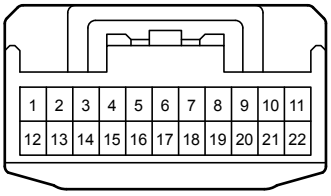

N157
White

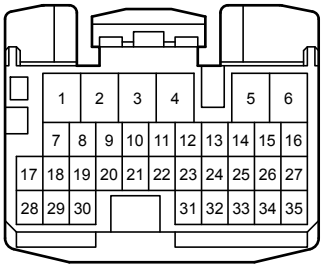

N164
White

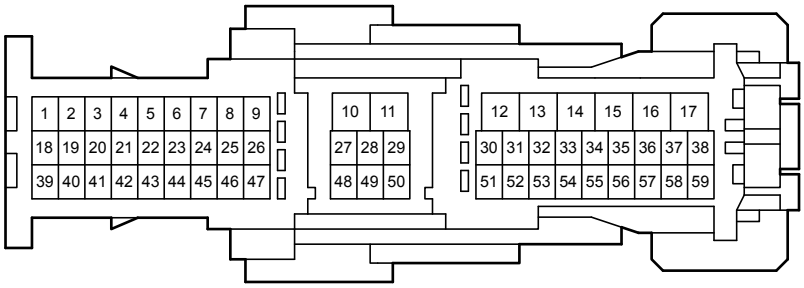

N176
Black

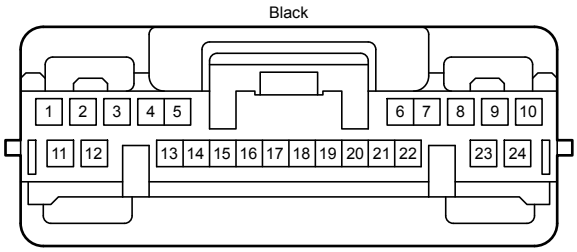

N177
Gray

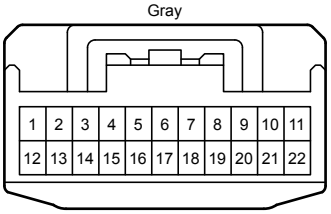

N178
Gray

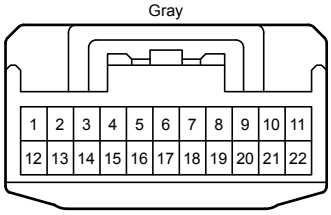

N181
Black

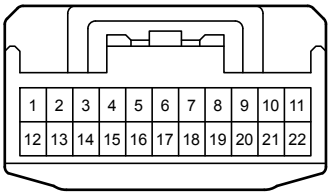

N184
Blue

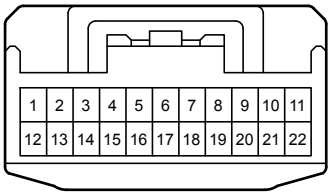

P 1
White

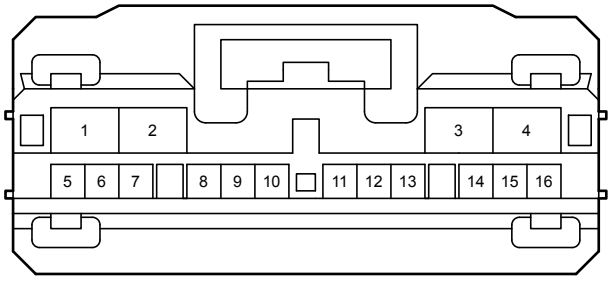

U 41
Black



U 61
White

U 63
Black

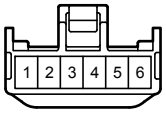

U 67
Gray

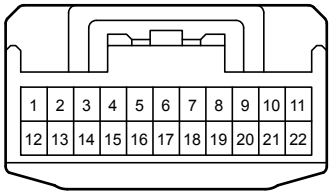

h 1
Black

1D
White

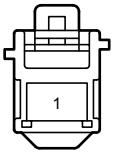

1E
White

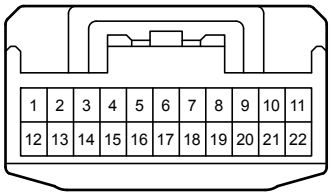

1F
White

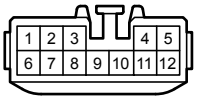

4A
White

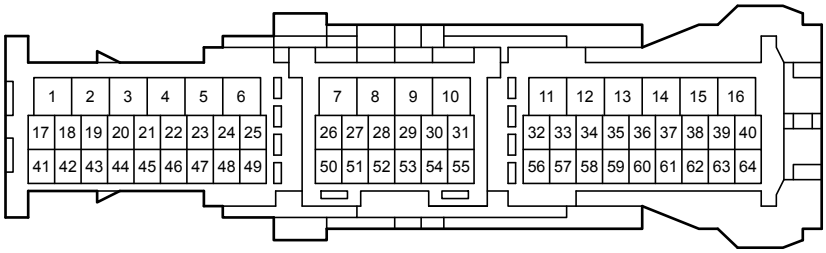

4B
White

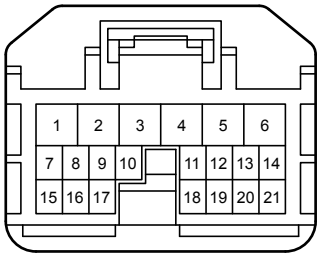

4D
White

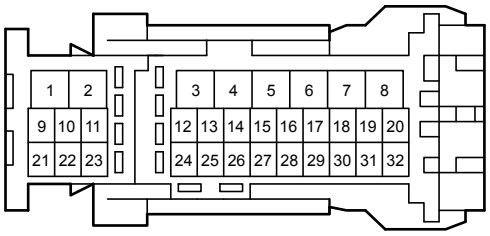

5A
White

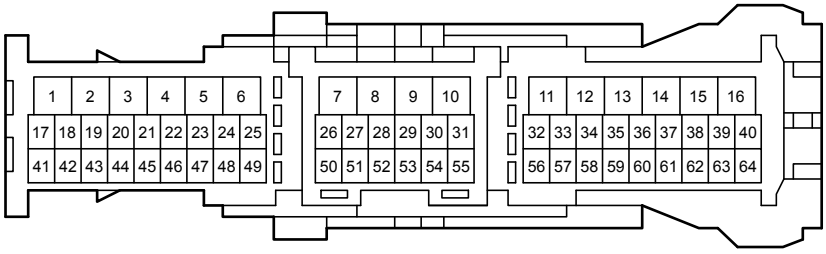

5B
White

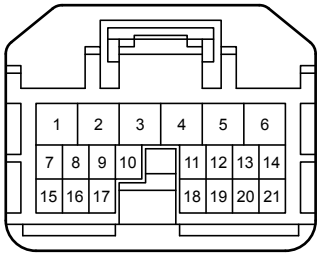

5D
White

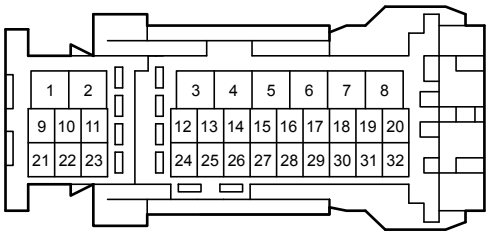

AF1
White

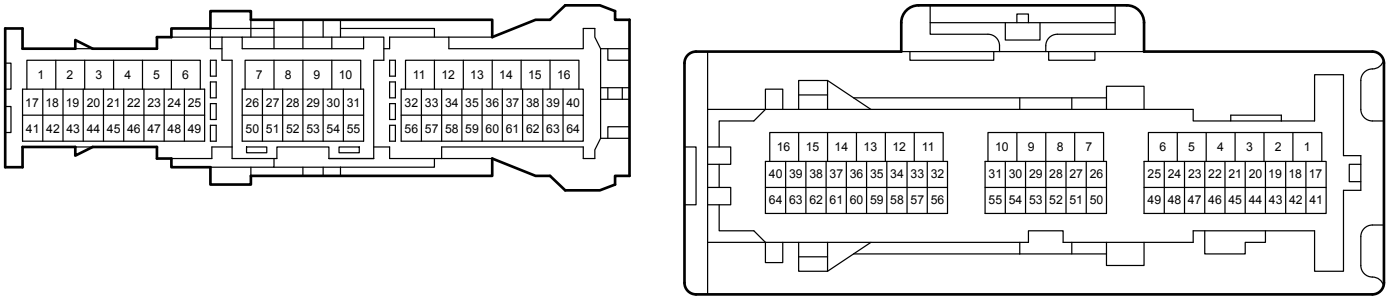

AU1
White

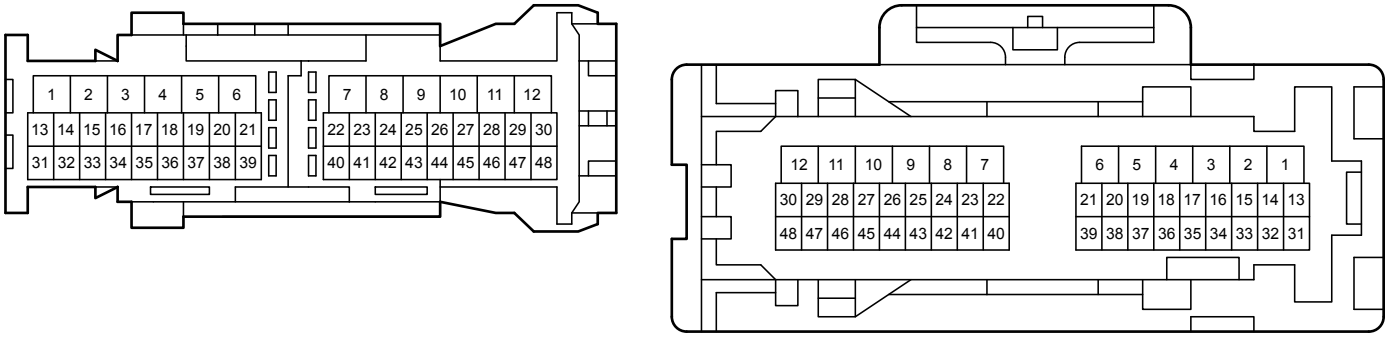

BA2
White

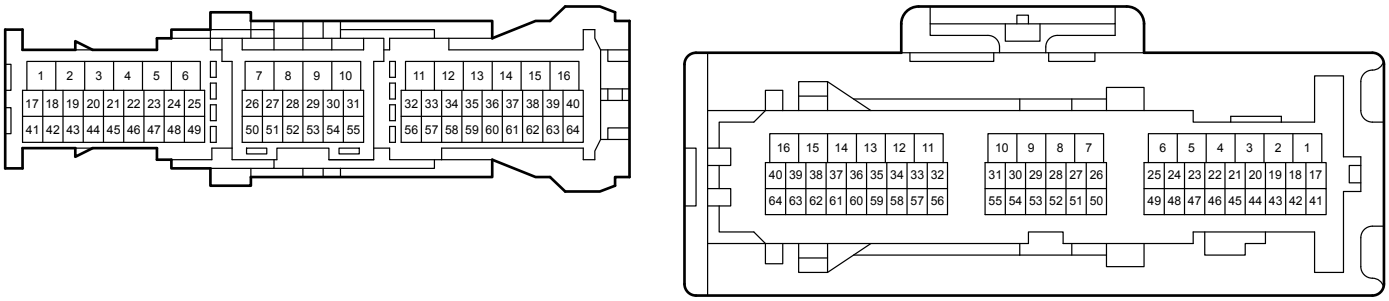

FJ1
Gray

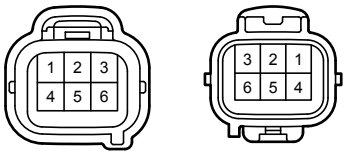

FM2
Black

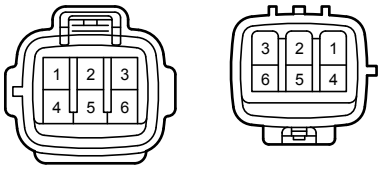

Mh1
Black

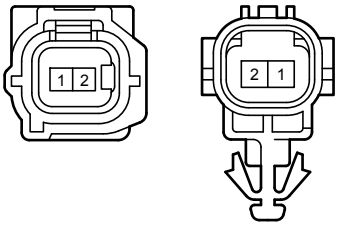

NA1
White

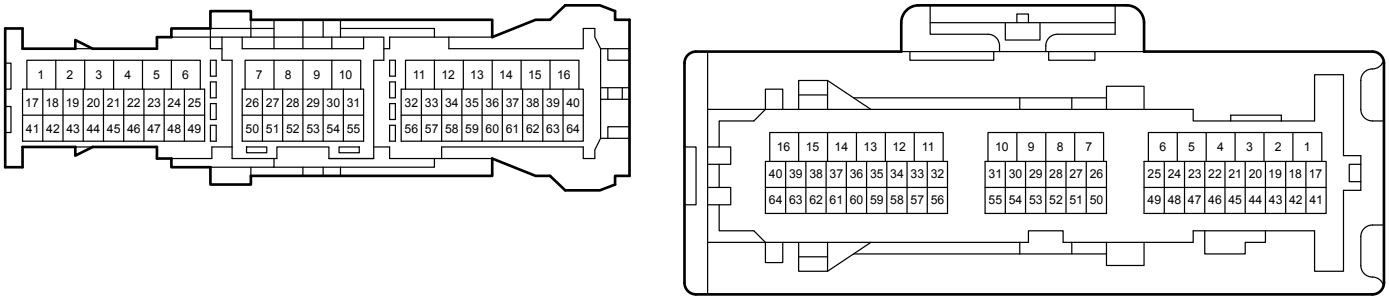

NA2
White

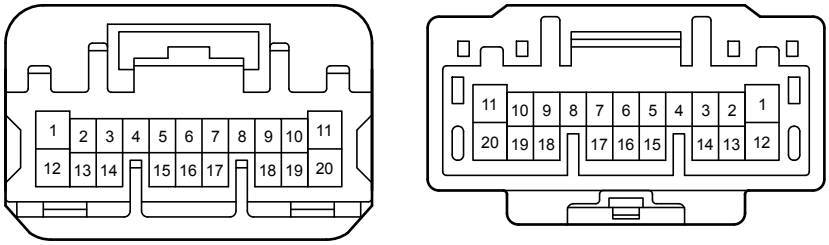

NA3
White

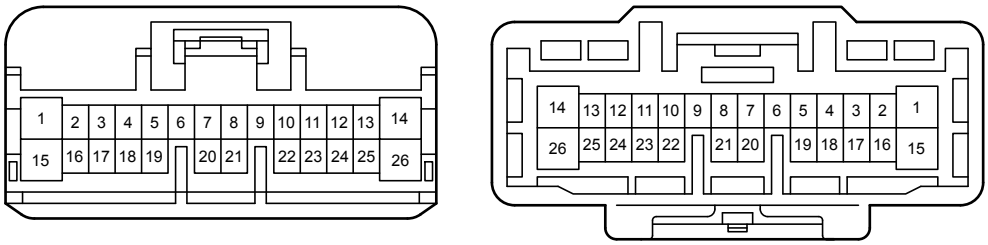

NA4
Gray

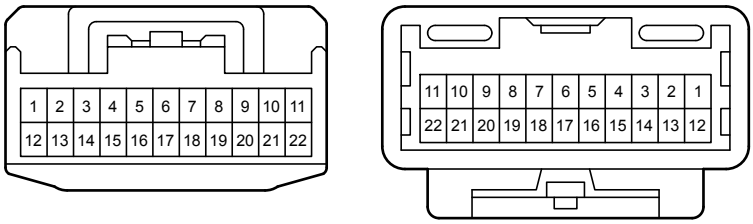

NP1
White

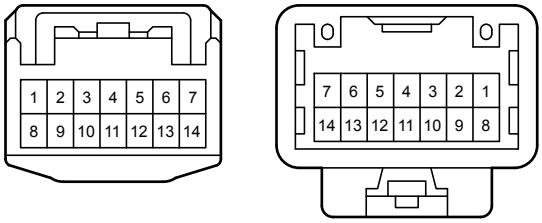

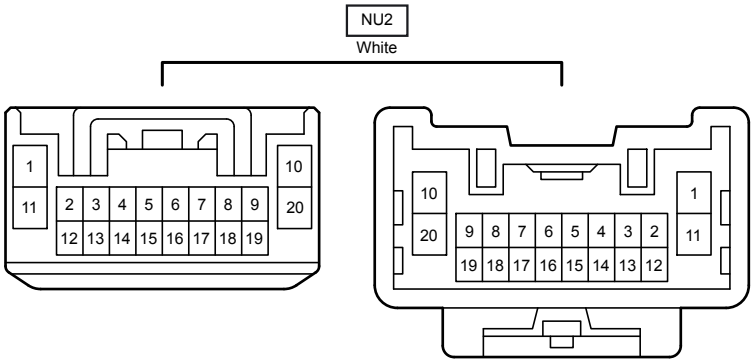
NU2
White
1
10
11
2 3 4 5 6 7 8 9
20
12 13 14 15 16 17 18 19
10
1
20
9 8 7 6 5 4 3 2
11
19 18 17 16 15 14 13 12