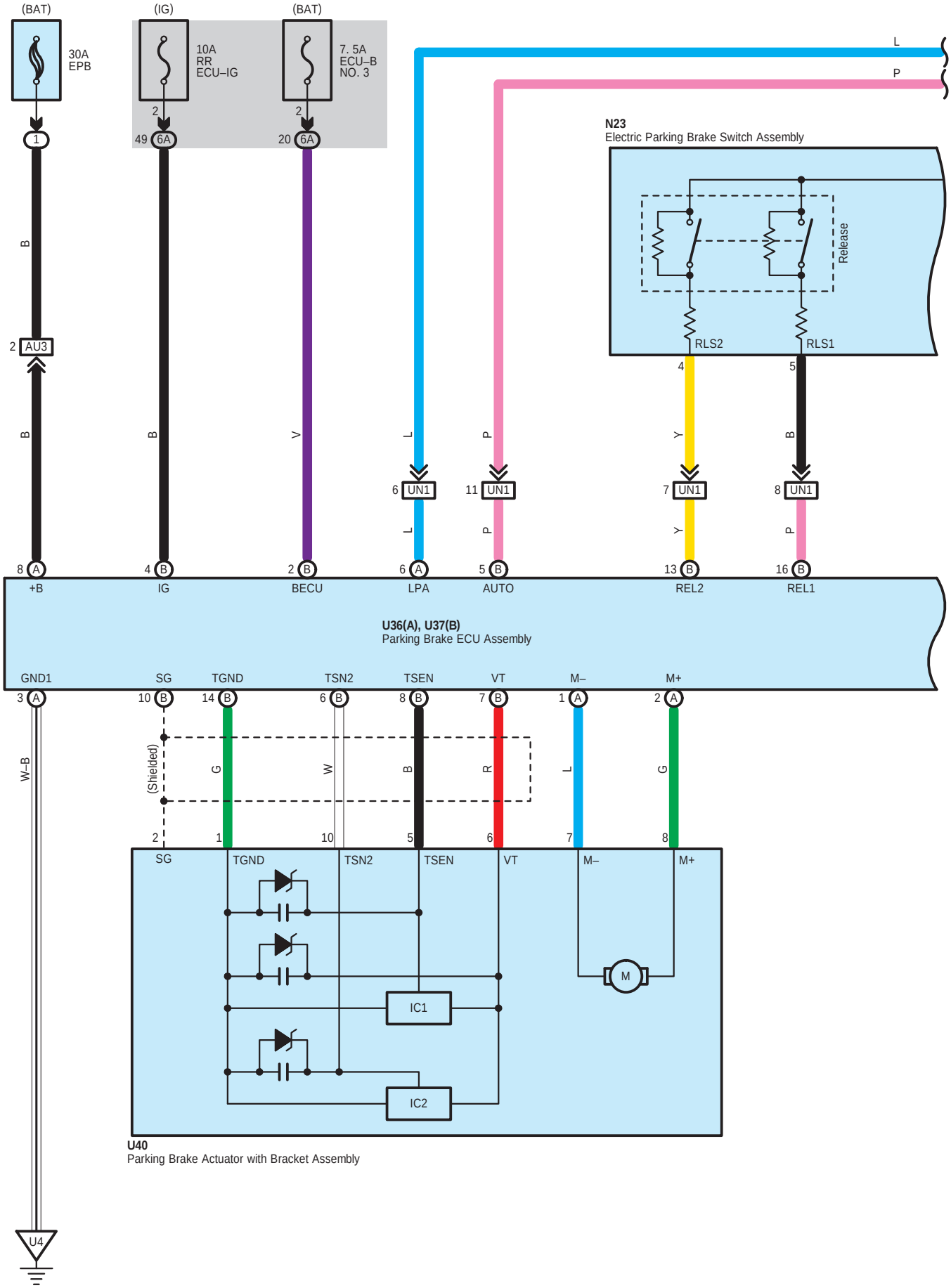
(BAT)
30A
EPB
(IG)
10A
RR
ECU–IG
(BAT)
7. 5A
ECU–B
NO. 3
N23
Electric Parking Brake Switch Assembly
Release
RLS2
RLS1
AU3
UN1
+B
IG
BECU
LPA
AUTO
REL2
REL1
U36(A), U37(B)
Parking Brake ECU Assembly
GND1
SG
TGND
TSN2
TSEN
VT
M–
M+
(Shielded)
IC1
IC2
M
U40
Parking Brake Actuator with Bracket Assembly
U4

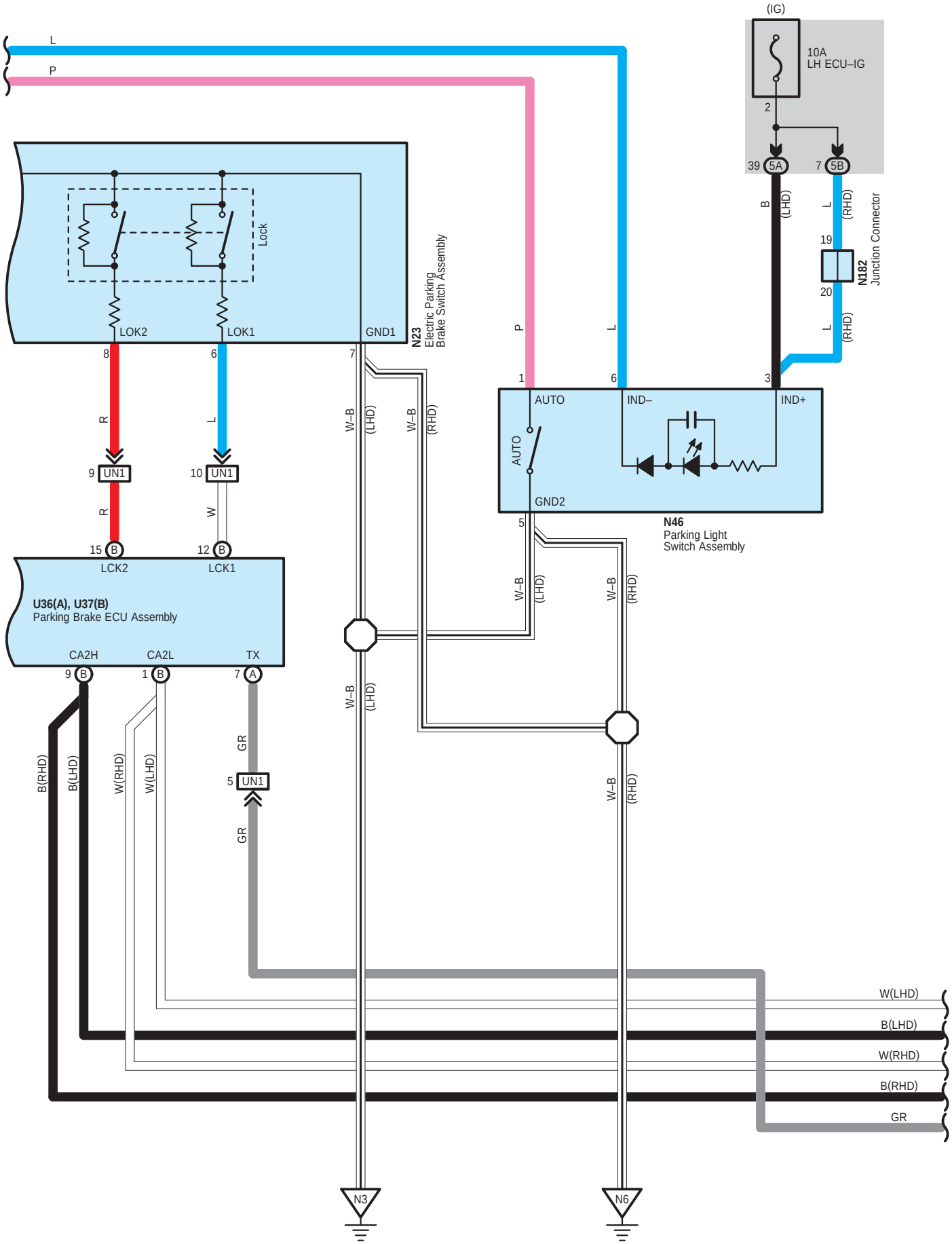
(IG)
10A
LH ECU–IG
2
39 5A
7 5B
B (LHD)
L (RHD)
19
20
N182
Junction Connector
L (RHD)
L
P
Lock
LOK2
LOK1
GND1
N23
Electric Parking
Brake Switch Assembly
8
6
7
R
L
W–B (LHD)
W–B (RHD)
9 UN1
10 UN1
R
W
15 B
12 B
LCK2
LCK1
U36(A), U37(B)
Parking Brake ECU Assembly
CA2H
CA2L
TX
9 B
1 B
7 A
B(RHD)
B(LHD)
W(RHD)
W(LHD)
GR
5 UN1
GR
1
6
3
AUTO
IND–
IND+
AUTO
GND2
5
N46
Parking Light
Switch Assembly
W–B (LHD)
W–B (RHD)
W–B (LHD)
W–B (RHD)
W(LHD)
B(LHD)
W(RHD)
B(RHD)
GR
N3
N6

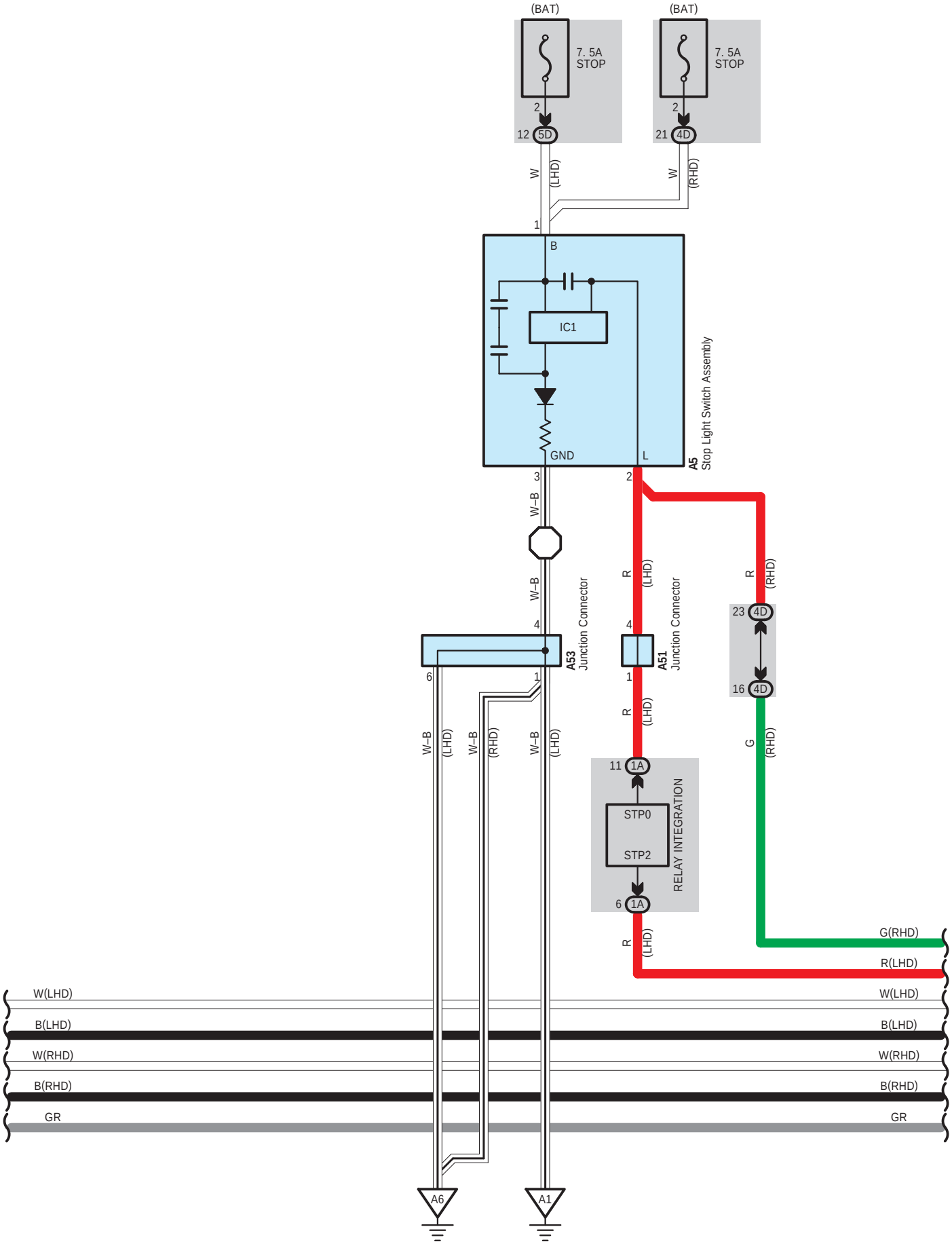
(BAT)
7. 5A
STOP
2
12 5D
(BAT)
7. 5A
STOP
2
21 4D
W
(LHD)
W
(RHD)
1
B
IC1
GND
L
A5
Stop Light Switch Assembly
3
2
W–B
W–B
4
A53
Junction Connector
R
(LHD)
4
A51
Junction Connector
R
(RHD)
23 4D
16 4D
6
1
1
W–B
(LHD)
W–B
(RHD)
W–B
(LHD)
R
(LHD)
G
(RHD)
11 1A
STP0
STP2
RELAY INTEGRATION
6 1A
R
(LHD)
G(RHD)
R(LHD)
W(LHD)
B(LHD)
W(RHD)
B(RHD)
GR
W(LHD)
B(LHD)
W(RHD)
B(RHD)
GR
A6
A1

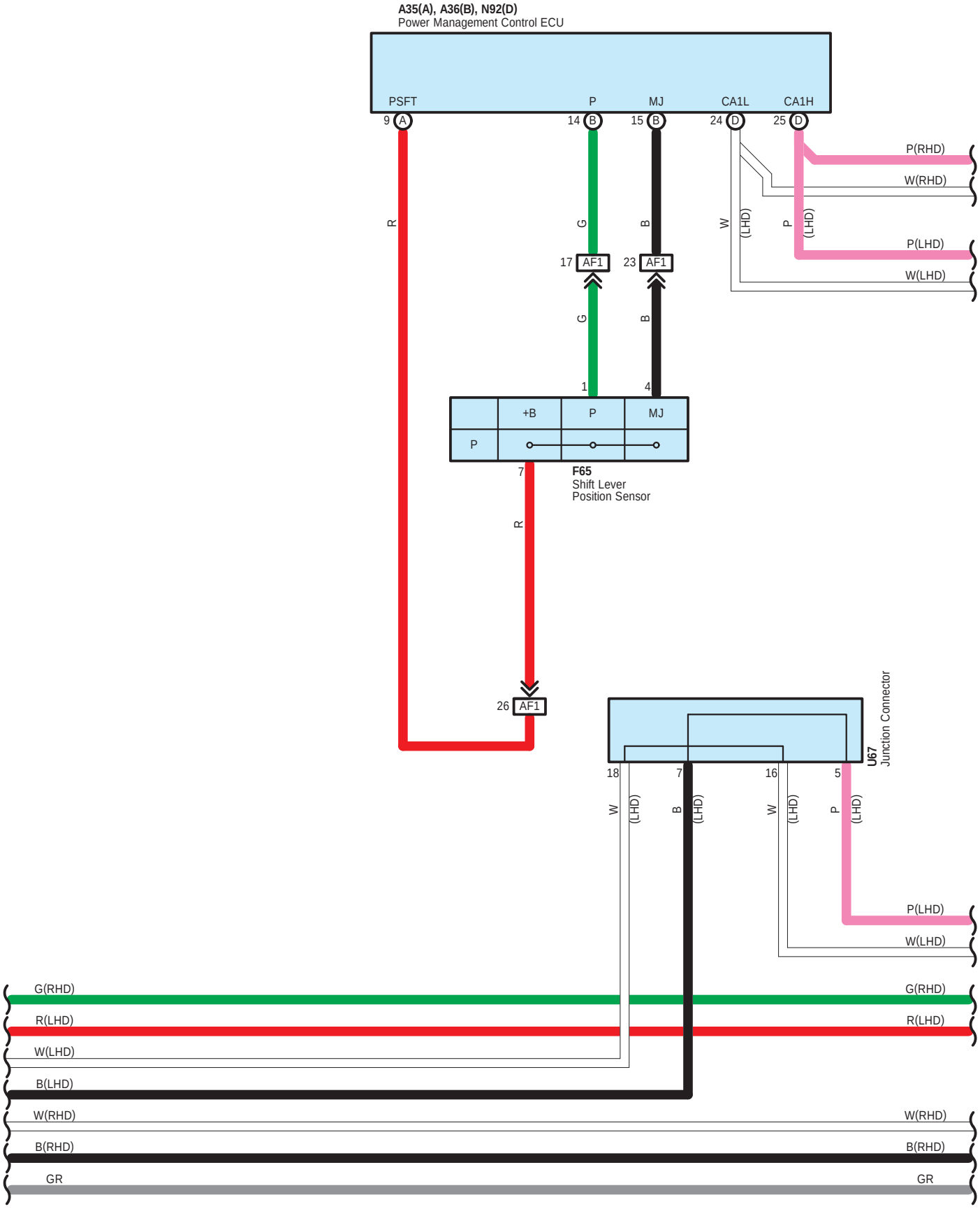
A35(A), A36(B), N92(D)
Power Management Control ECU
PSFT
P
MJ
CA1L
CA1H
9 A
14 B
15 B
24 D
25 D
P(RHD)
W(RHD)
R
G
B
W
(LHD)
P
(LHD)
P(LHD)
W(LHD)
17 AF1
23 AF1
G
B
1
4
+B
P
MJ
P
7
F65
Shift Lever
Position Sensor
R
26 AF1
U67
Junction Connector
18
7
16
5
W
(LHD)
B
(LHD)
W
(LHD)
P
(LHD)
P(LHD)
W(LHD)
G(RHD)
R(LHD)
W(LHD)
B(LHD)
W(RHD)
B(RHD)
GR
G(RHD)
R(LHD)
W(RHD)
B(RHD)
GR

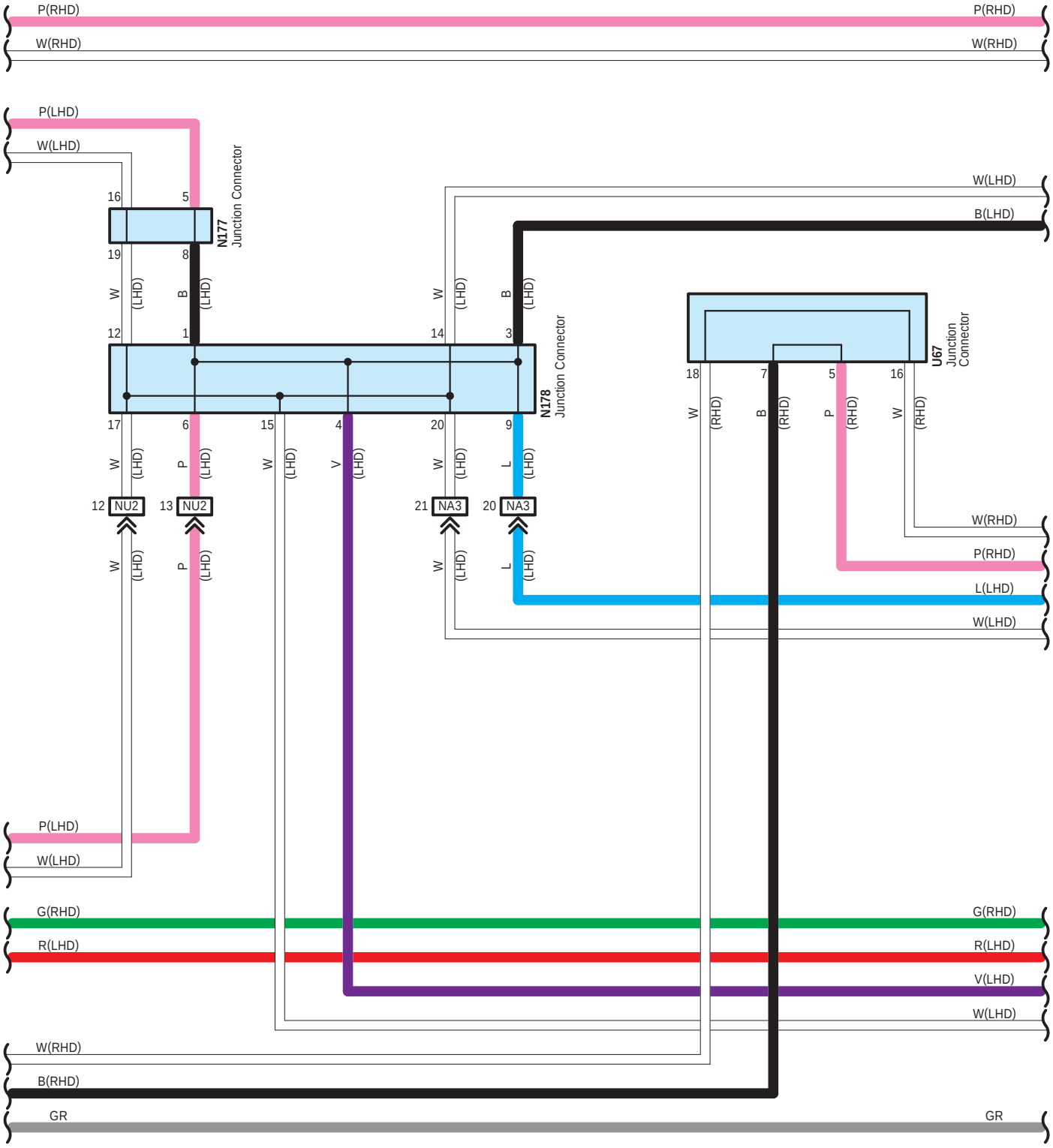
P(RHD)
W(RHD)
P(LHD)
W(LHD)
N177
Junction Connector
N178
Junction Connector
U67
Junction Connector
B(LHD)
NU2
NA3
L(LHD)
G(RHD)
R(LHD)
V(LHD)
B(RHD)
GR

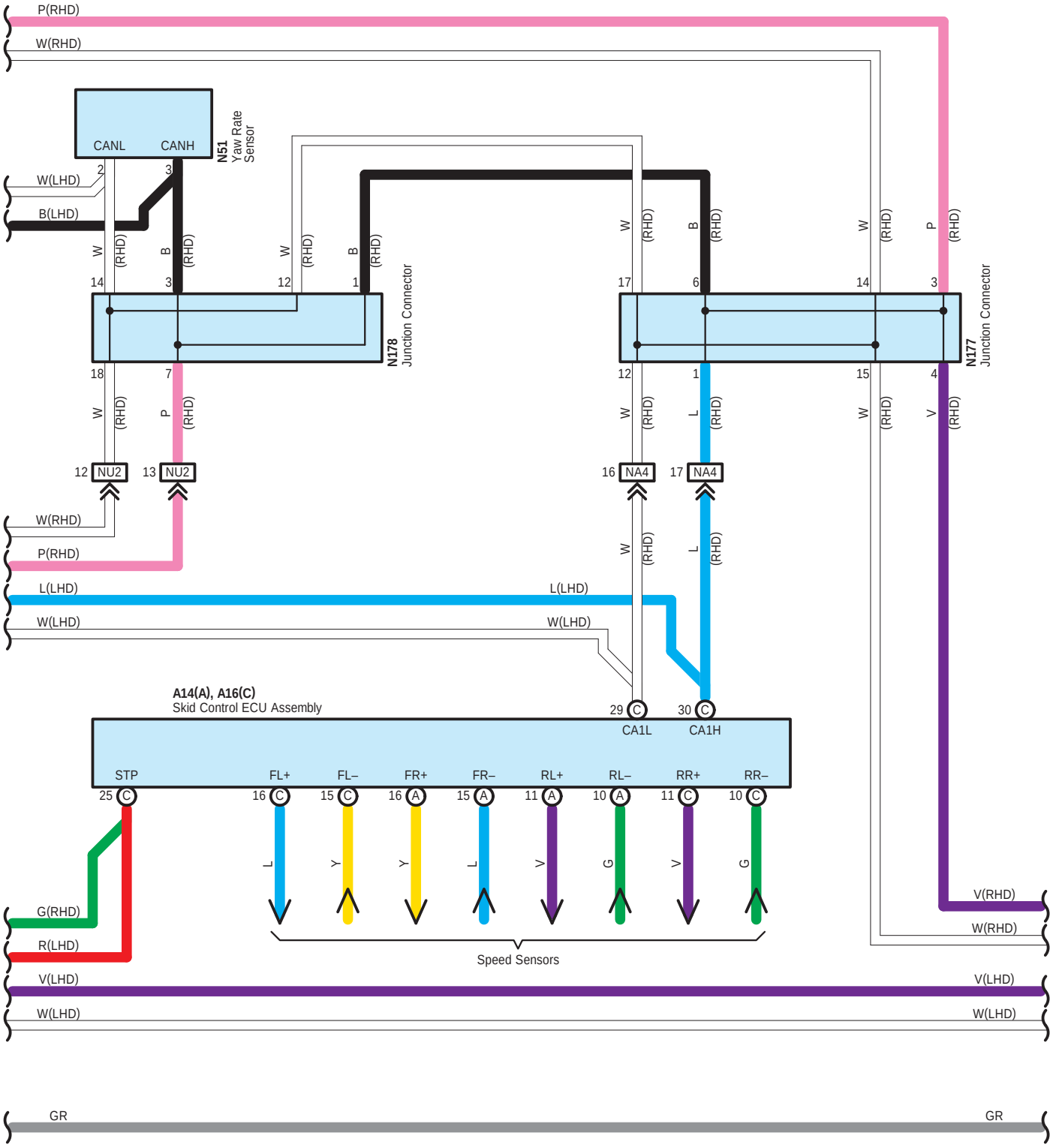
P(RHD)
W(RHD)
CANL
CANH
N51
Yaw Rate
Sensor
W(LHD)
B(LHD)
N178
Junction Connector
N177
Junction Connector
NU2
NA4
L(LHD)
A14(A), A16(C)
Skid Control ECU Assembly
CA1L
CA1H
STP
FL+
FL–
FR+
FR–
RL+
RL–
RR+
RR–
G(RHD)
R(LHD)
V(LHD)
V(RHD)
Speed Sensors
GR

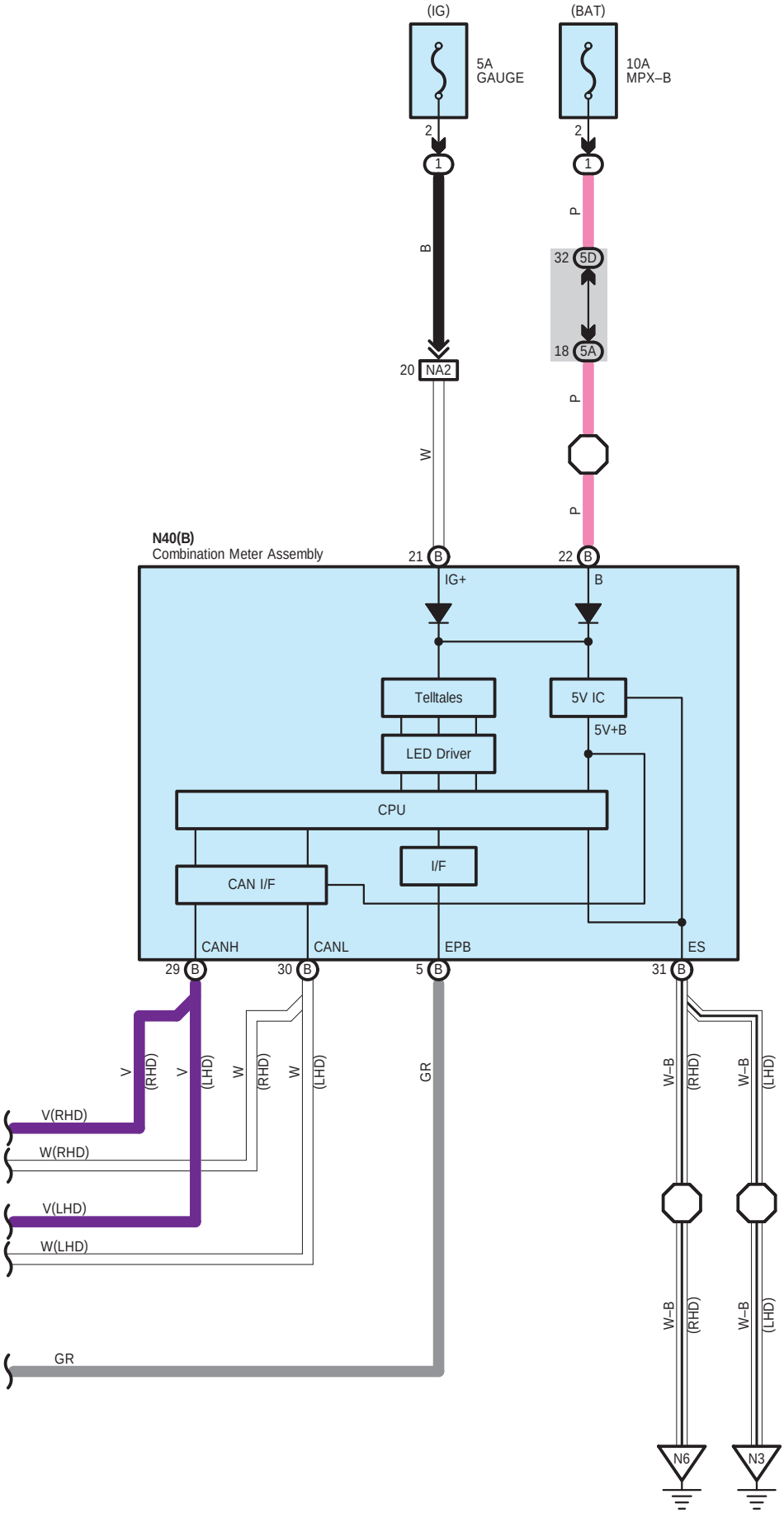
(IG)
(BAT)
5A
GAUGE
10A
MPX–B
2
1
B
P
32 5D
18 5A
20 NA2
W
N40(B)
Combination Meter Assembly
21 B
22 B
IG+
B
Telltales
5V IC
5V+B
LED Driver
CPU
I/F
CAN I/F
CANH
CANL
EPB
ES
29 B
30 B
5 B
31 B
V (RHD)
V (LHD)
W (RHD)
W (LHD)
GR
W–B (RHD)
W–B (LHD)
V(RHD)
W(RHD)
V(LHD)
W(LHD)
GR
N6
N3

A 5
White

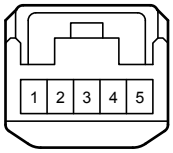


A 14
Black

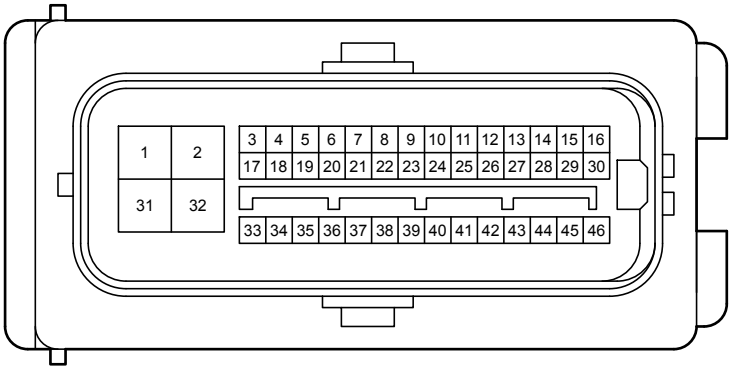


A 16
Gray

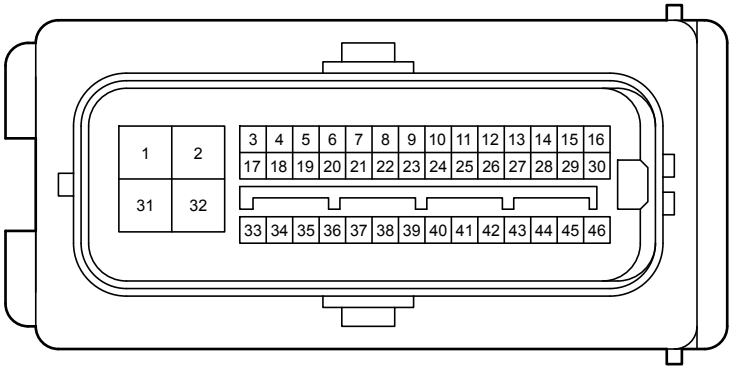


A 35
Gray

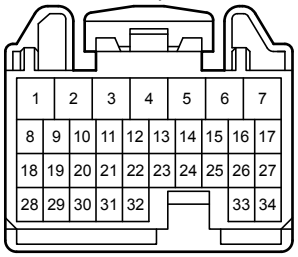


A 36
Gray

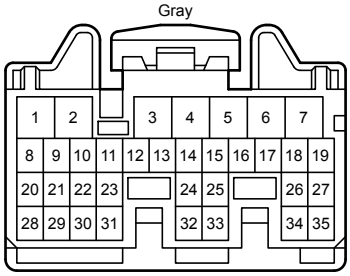


A 51
Blue

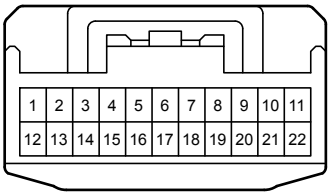


A 53
White

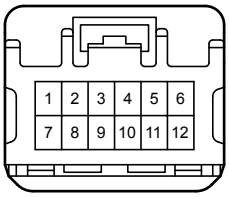


F 65
Gray

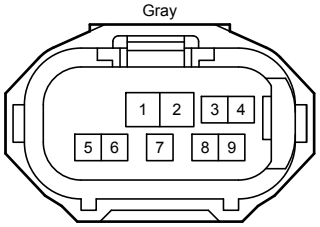


N 23
Black




N 40
Black

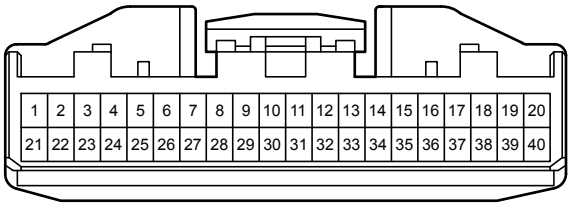


N 46
Blue

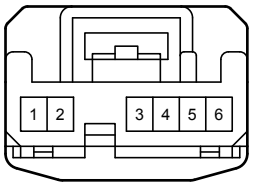


N 51
Black




N 92
Gray

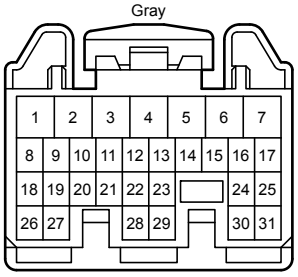

N177
Gray

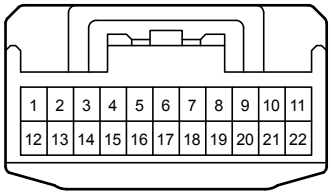


N178
Gray

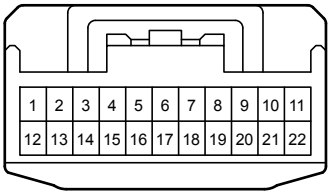


N182
Black

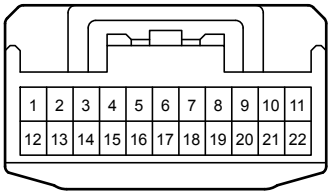


U 36
White

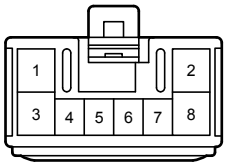


U 37
White




U 40
White

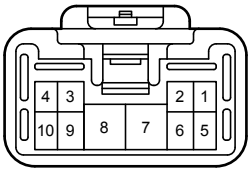


U 67
Gray

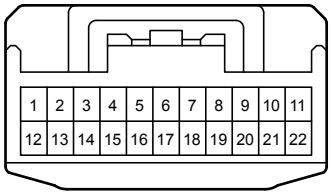


1A
Black

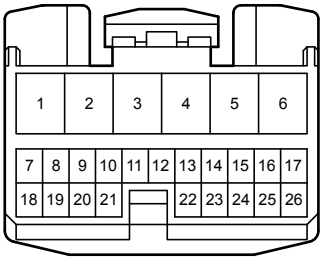


4D
White

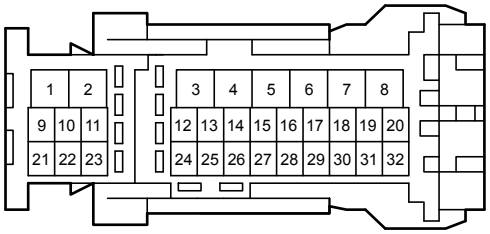


5A
White

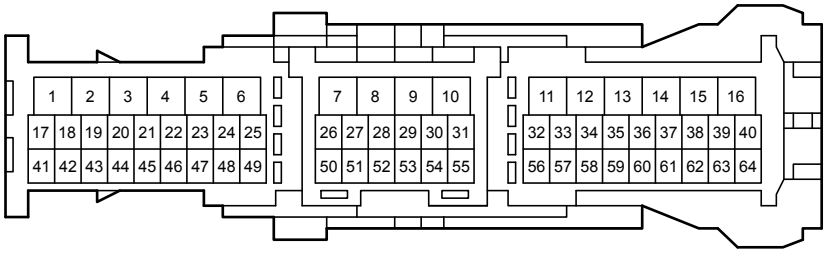


5B
White

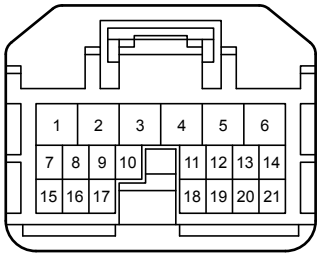


5D
White

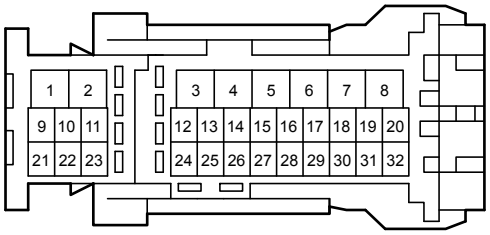

6A
White

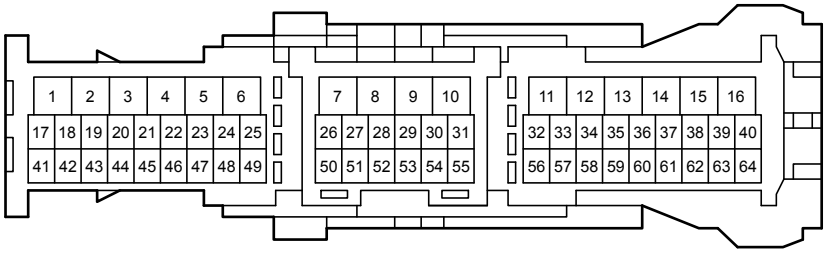


AF1
White

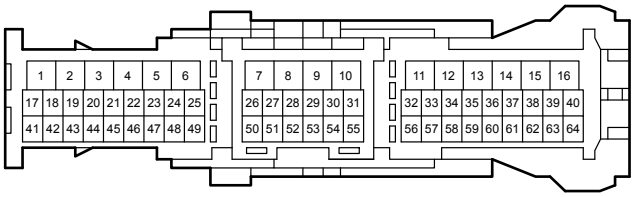


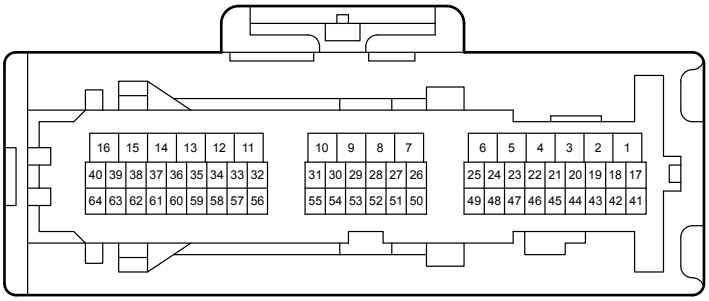


AU3
White

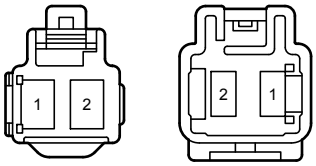


NA2
White

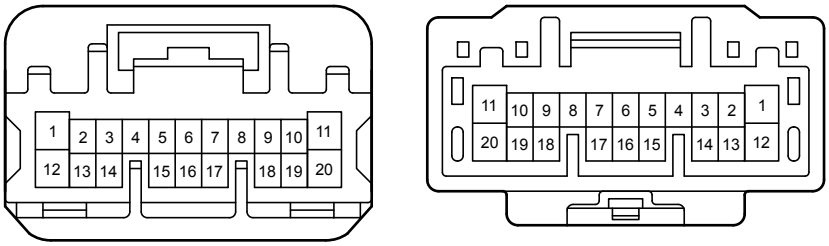


NA3
White

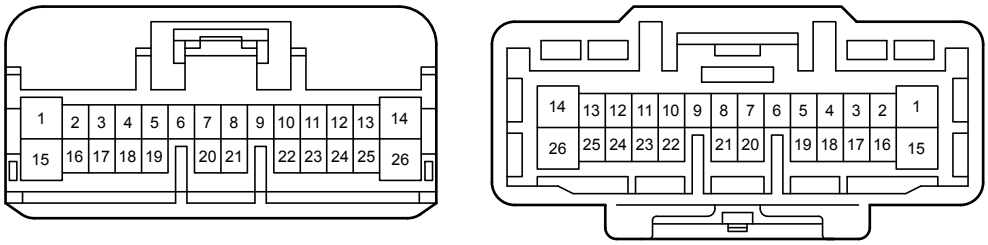


NA4
Gray

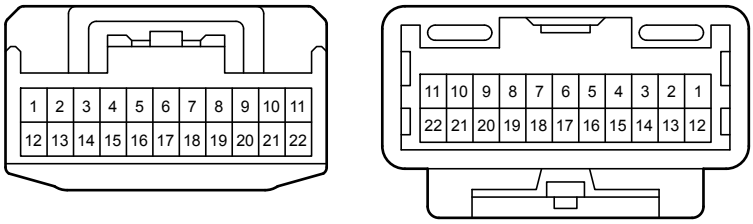

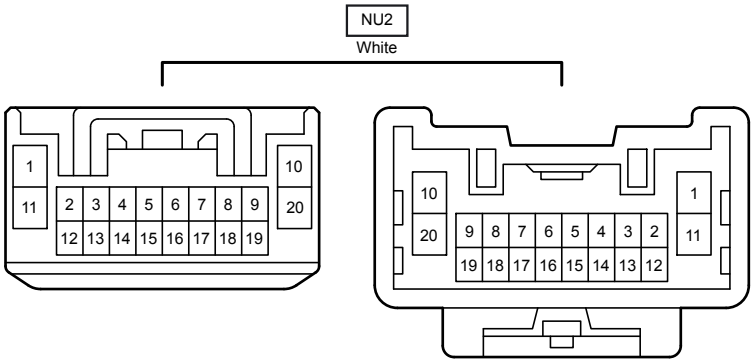
NU2
White
1
10
11
2 3 4 5 6 7 8 9
20
12 13 14 15 16 17 18 19
10
1
20
9 8 7 6 5 4 3 2
11
19 18 17 16 15 14 13 12

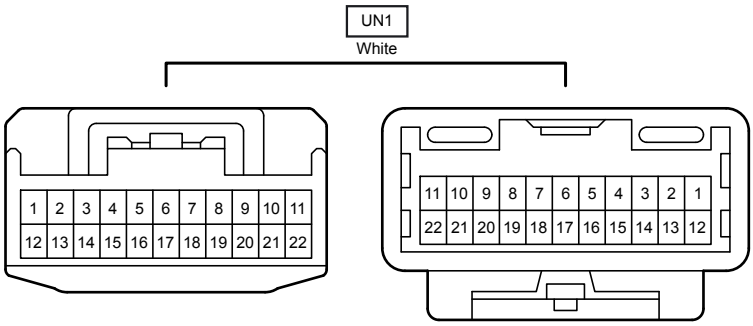
UN1
White
1 2 3 4 5 6 7 8 9 10 11
12 13 14 15 16 17 18 19 20 21 22
11 10 9 8 7 6 5 4 3 2 1
22 21 20 19 18 17 16 15 14 13 12