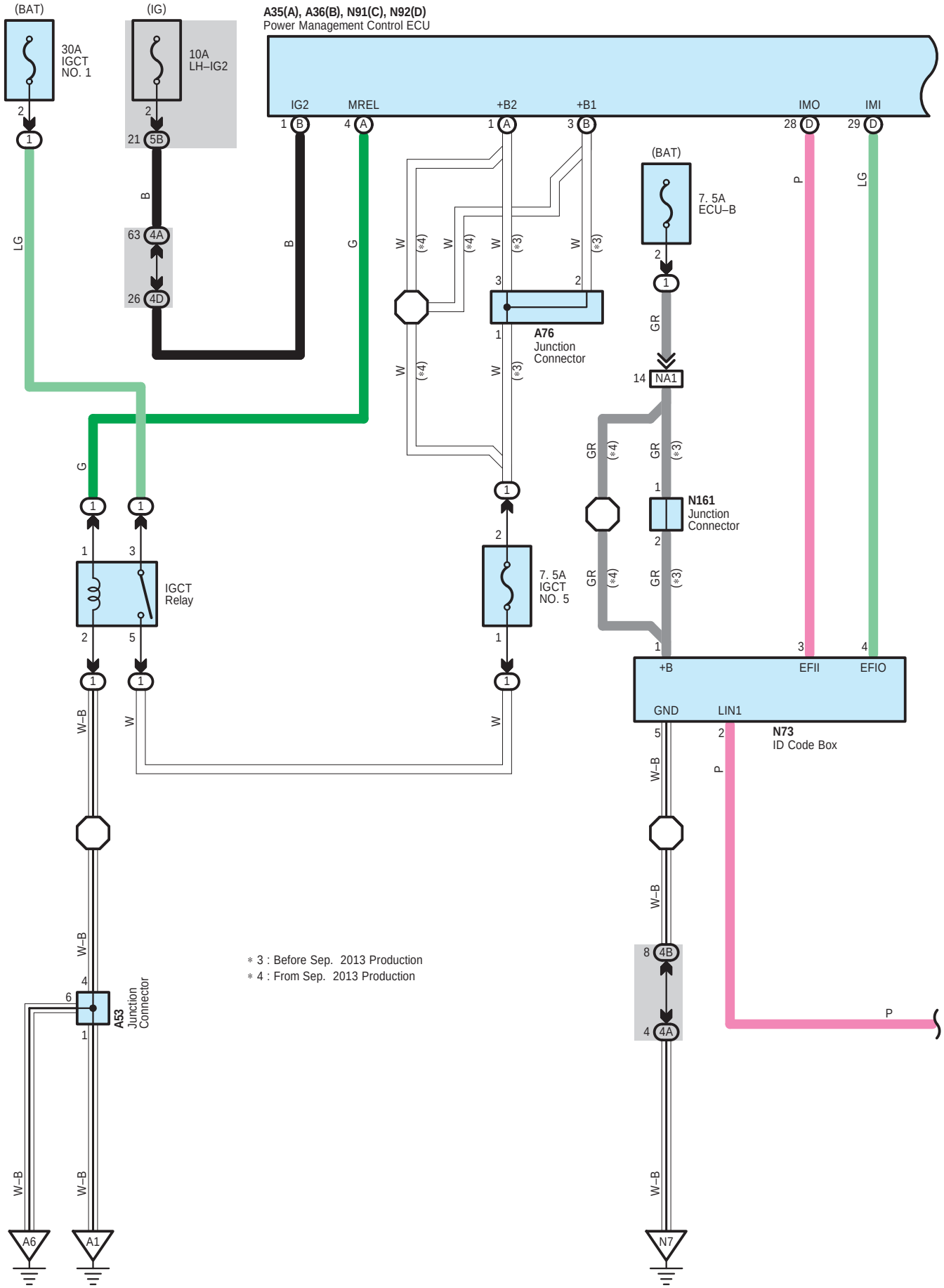
(BAT)
30A
IGCT
NO. 1
(IG)
10A
LH–IG2
A35(A), A36(B), N91(C), N92(D)
Power Management Control ECU
IG2
MREL
+B2
+B1
IMO
IMI
(BAT)
7. 5A
ECU–B
A76
Junction
Connector
NA1
N161
Junction
Connector
IGCT
Relay
7. 5A
IGCT
NO. 5
+B
EFII
EFIO
GND
LIN1
N73
ID Code Box
A53
Junction
Connector
A6
A1
N7
∗ 3 : Before Sep. 2013 Production
∗ 4 : From Sep. 2013 Production

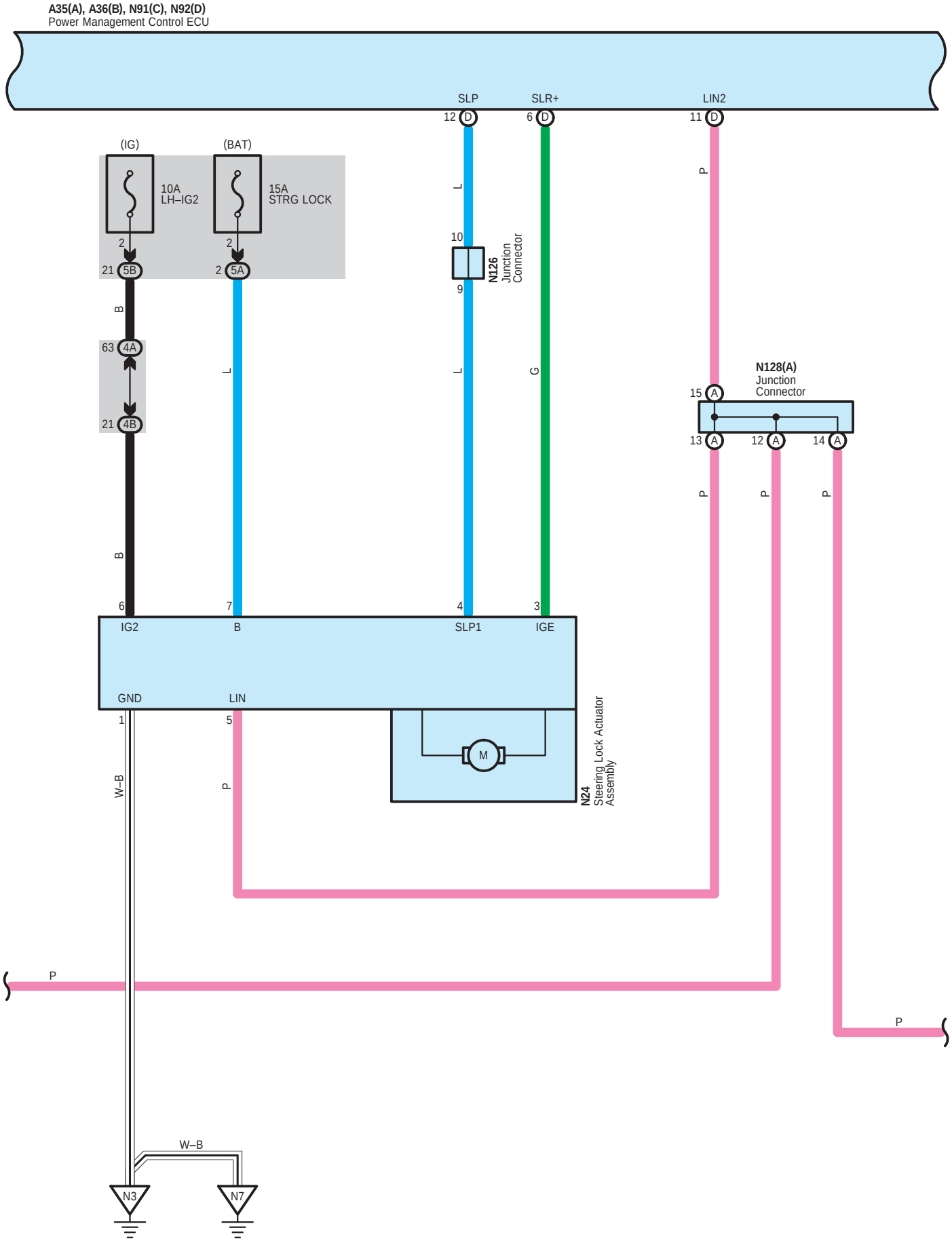
A35(A), A36(B), N91(C), N92(D)
Power Management Control ECU
SLP
SLR+
LIN2
12 D
6 D
11 D
(IG)
(BAT)
10A
LH–IG2
15A
STRG LOCK
2
21 5B
2
2 5A
L
10
N126
Junction
Connector
9
P
B
63 4A
21 4B
L
L
G
N128(A)
Junction
Connector
15 A
13 A
12 A
14 A
P
P
P
B
6
7
4
3
IG2
B
SLP1
IGE
GND
LIN
1
5
M
W–B
P
N24
Steering Lock Actuator
Assembly
P
P
W–B
N3
N7

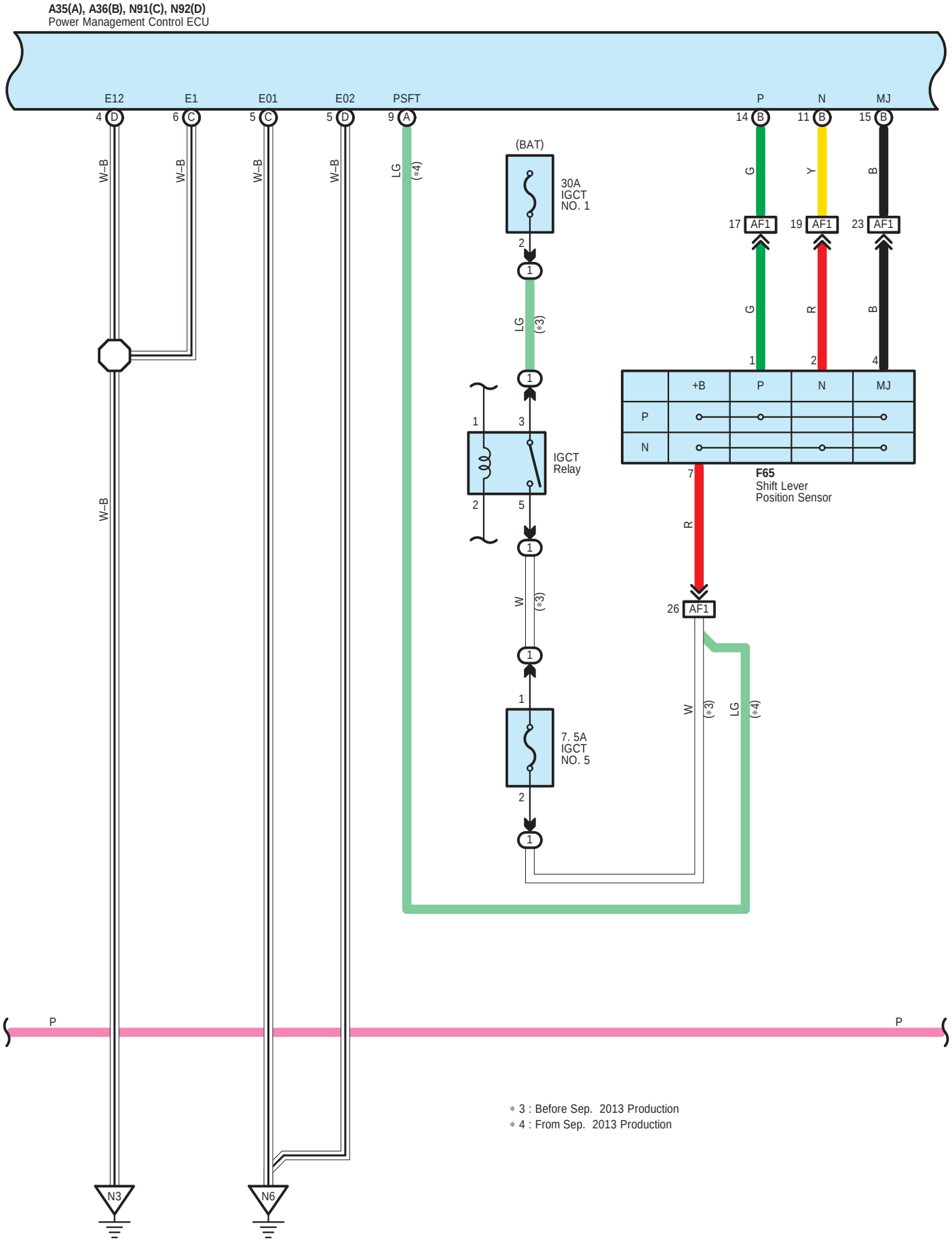
A35(A), A36(B), N91(C), N92(D)
Power Management Control ECU
E12
E1
E01
E02
PSFT
P
N
MJ
(BAT)
30A
IGCT
NO. 1
IGCT
Relay
7. 5A
IGCT
NO. 5
AF1
F65
Shift Lever
Position Sensor
+B
W–B
LG
(*4)
(*3)
G
Y
B
R
W
N3
N6
* 3 : Before Sep. 2013 Production
* 4 : From Sep. 2013 Production

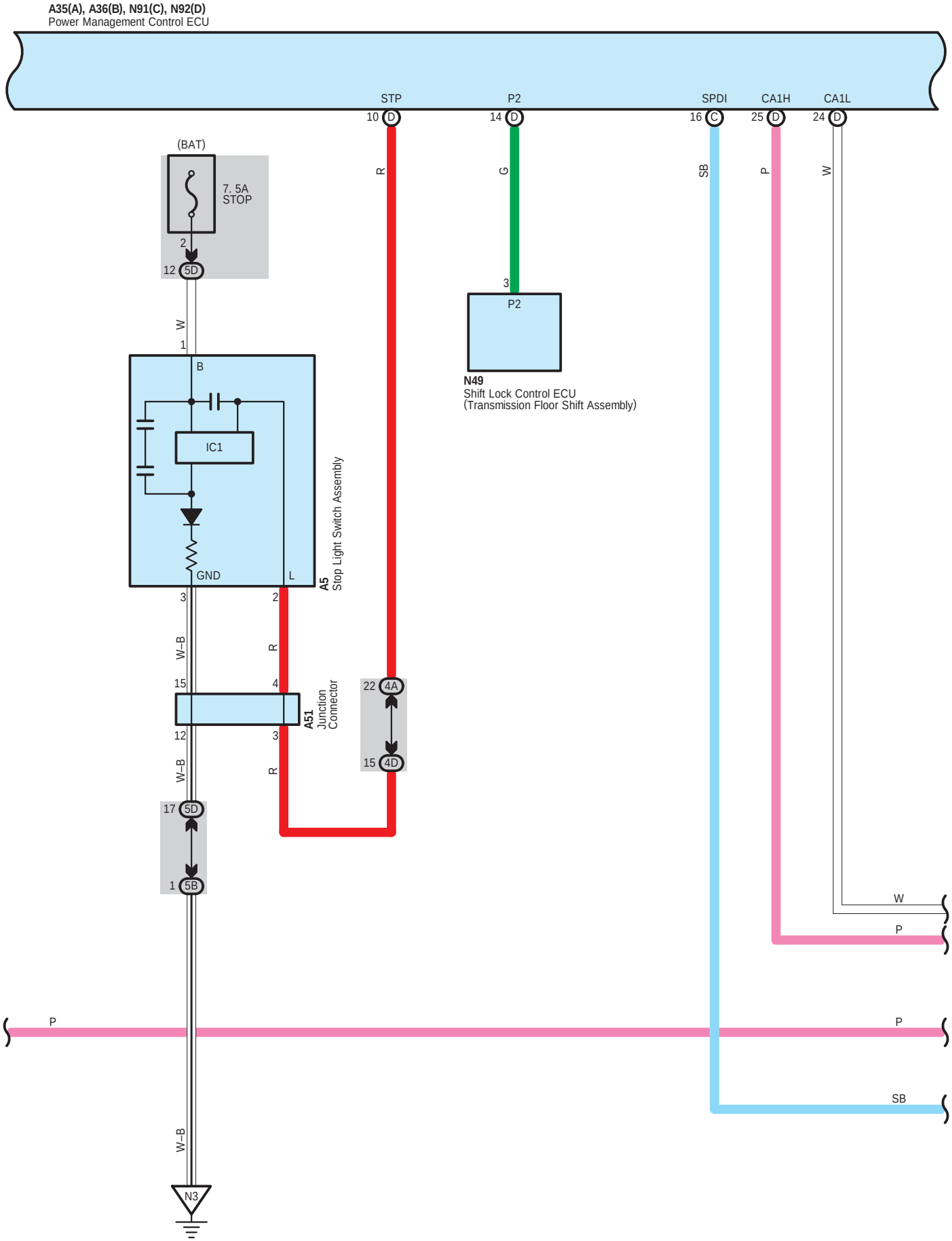
A35(A), A36(B), N91(C), N92(D)
Power Management Control ECU
STP
P2
SPDI
CA1H
CA1L
10 D
14 D
16 C
25 D
24 D
(BAT)
7. 5A
STOP
2
12 5D
W
1
B
IC1
GND
L
A5
Stop Light Switch Assembly
3
2
W–B
R
15
4
A51
Junction
Connector
12
3
W–B
R
17 5D
1 5B
R
G
SB
P
W
3
P2
N49
Shift Lock Control ECU
(Transmission Floor Shift Assembly)
22 4A
15 4D
W
P
P
P
SB
W–B
N3

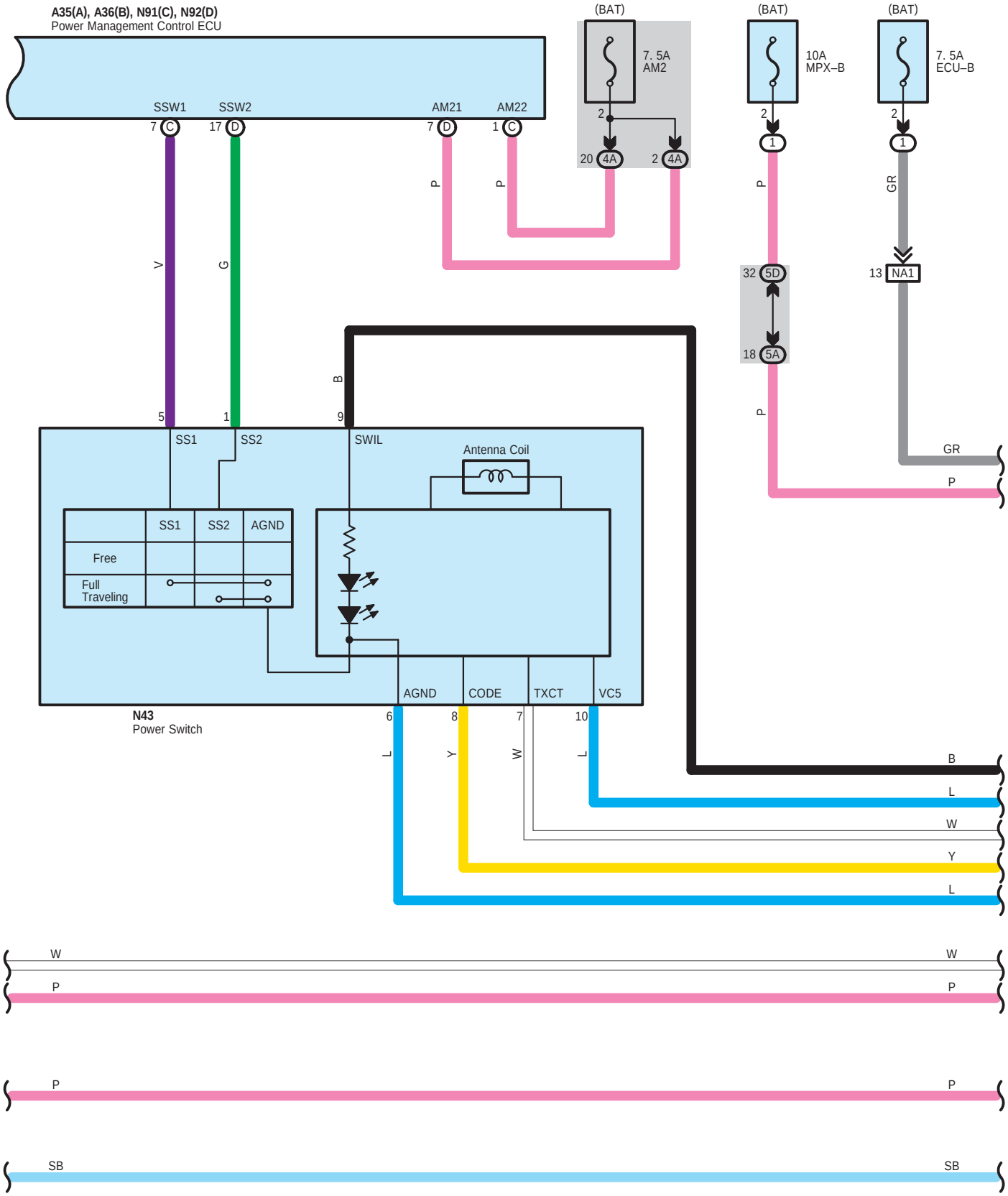
A35(A), A36(B), N91(C), N92(D)
Power Management Control ECU
SSW1
SSW2
AM21
AM22
(BAT)
7. 5A
AM2
10A
MPX–B
7. 5A
ECU–B
SS1
SS2
SWIL
Antenna Coil
AGND
CODE
TXCT
VC5
Free
Full
Traveling
N43
Power Switch
NA1
5A
5D
4A
V
G
B
P
GR
L
Y
W
SB

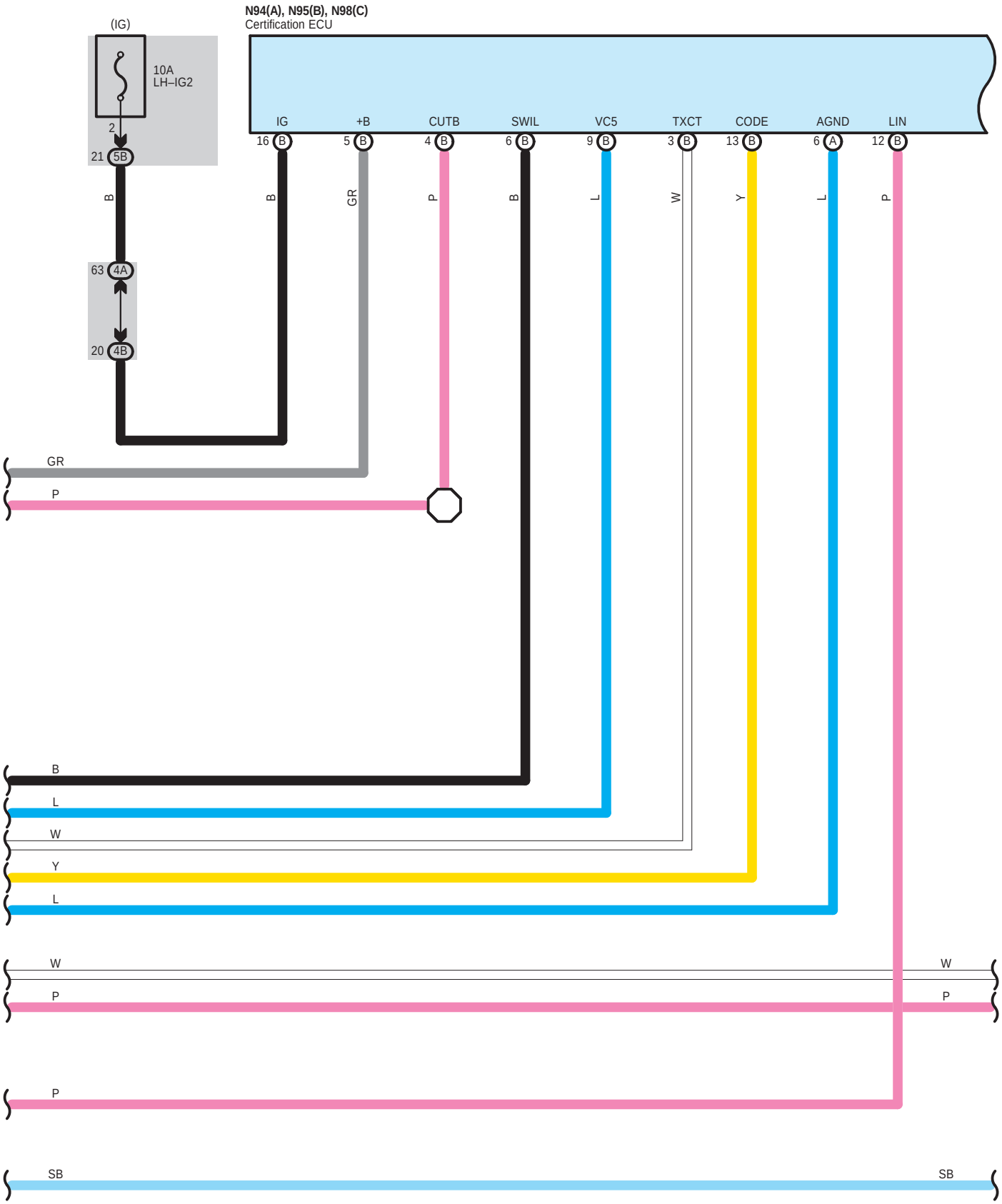
(IG)
10A
LH–IG2
2
21 5B
63 4A
20 4B
N94(A), N95(B), N98(C)
Certification ECU
IG
+B
CUTB
SWIL
VC5
TXCT
CODE
AGND
LIN
16 B
5 B
4 B
6 B
9 B
3 B
13 B
6 A
12 B
B
B
GR
P
B
L
W
Y
L
P
GR
P
B
L
W
Y
L
W
P
W
P
P
SB
SB

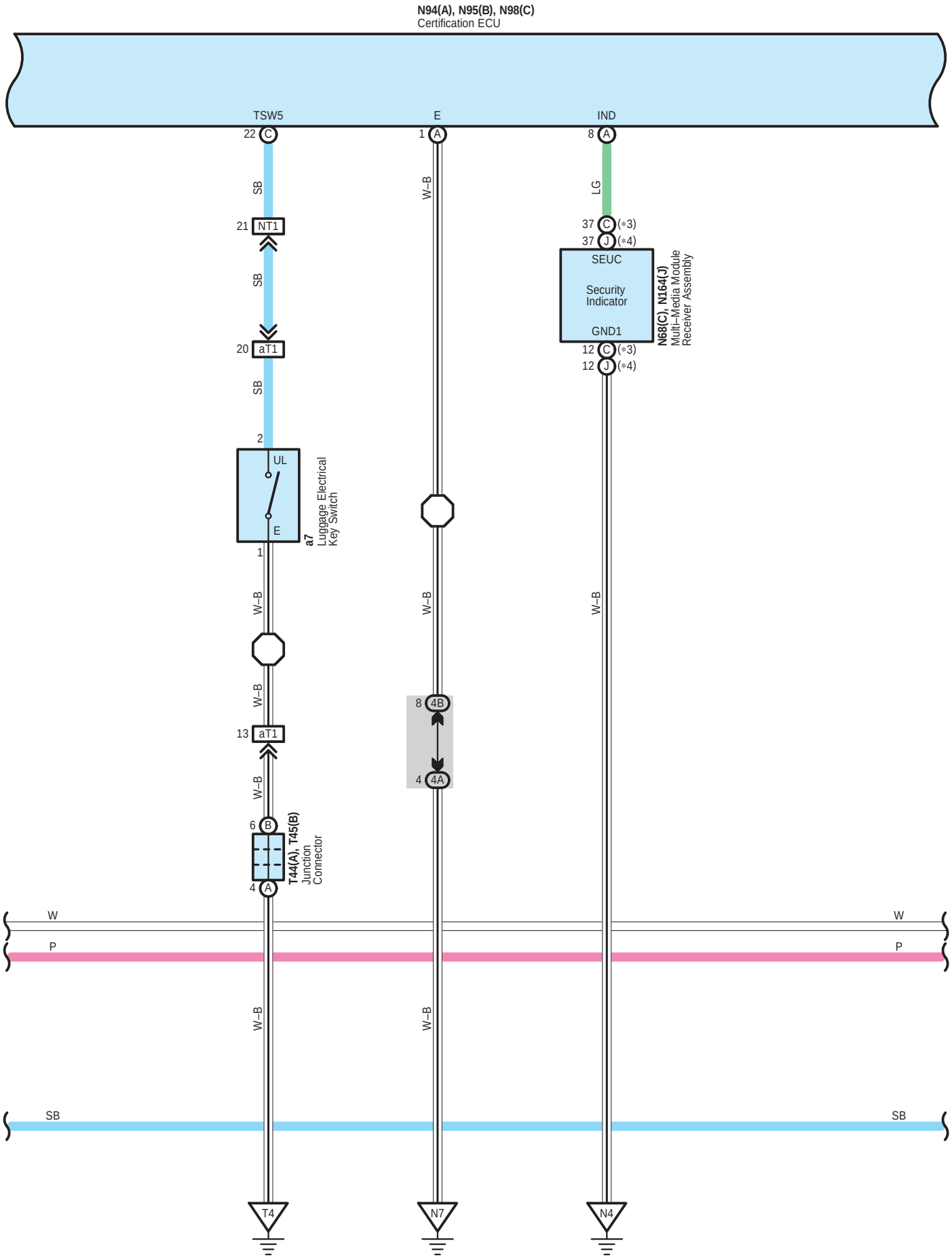
N94(A), N95(B), N98(C)
Certification ECU
TSW5
E
IND
22 C
1 A
8 A
SB
W–B
LG
21 NT1
37 C (*3)
37 J (*4)
SEUC
Security Indicator
GND1
N68(C), N164(J)
Multi–Media Module Receiver Assembly
20 aT1
12 C (*3)
12 J (*4)
2
UL
E
a7
Luggage Electrical Key Switch
1
13 aT1
8 4B
4 4A
6 B
4 A
T44(A), T45(B)
Junction Connector
W
P
SB
T4
N7
N4

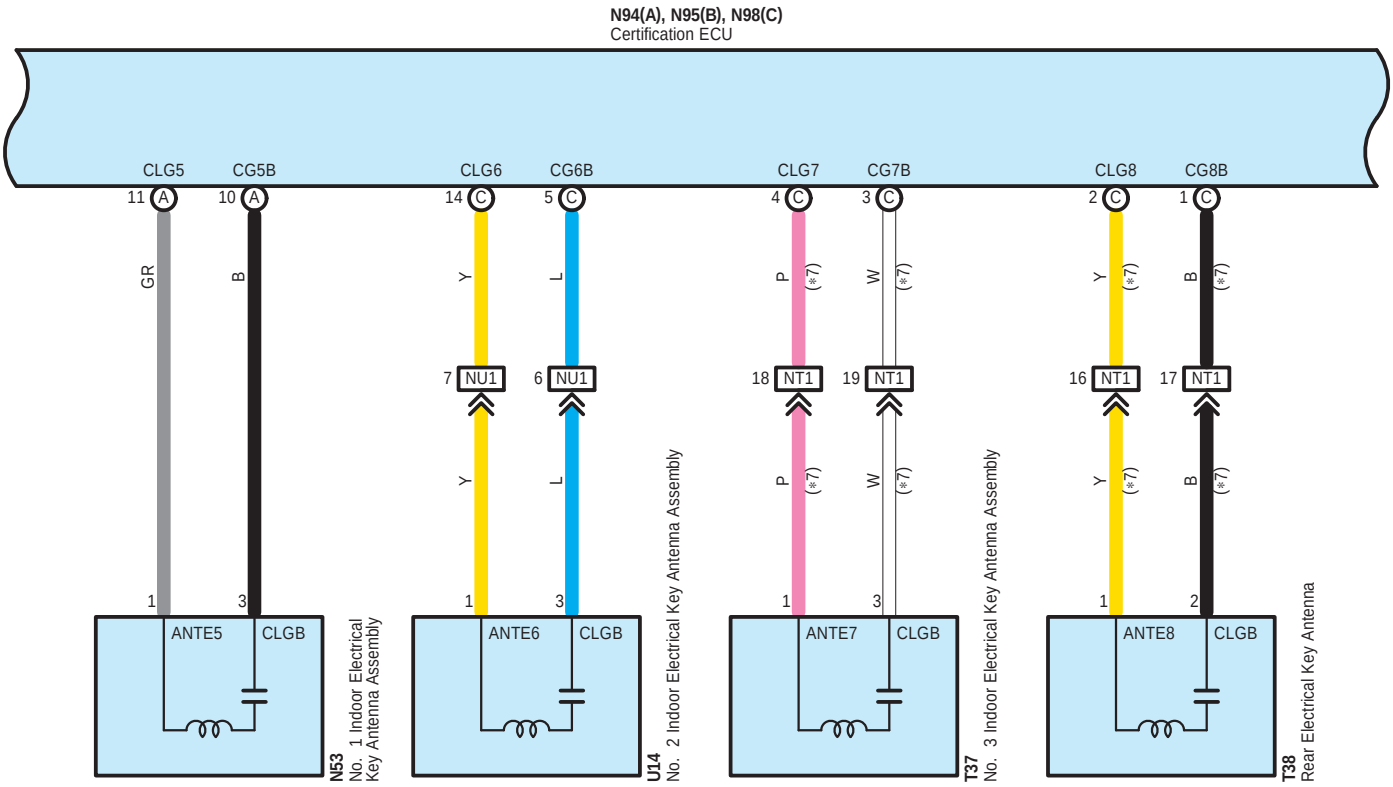

* 3 : Before Sep. 2013 Production
* 4 : From Sep. 2013 Production
* 7 : w/ Entry Function

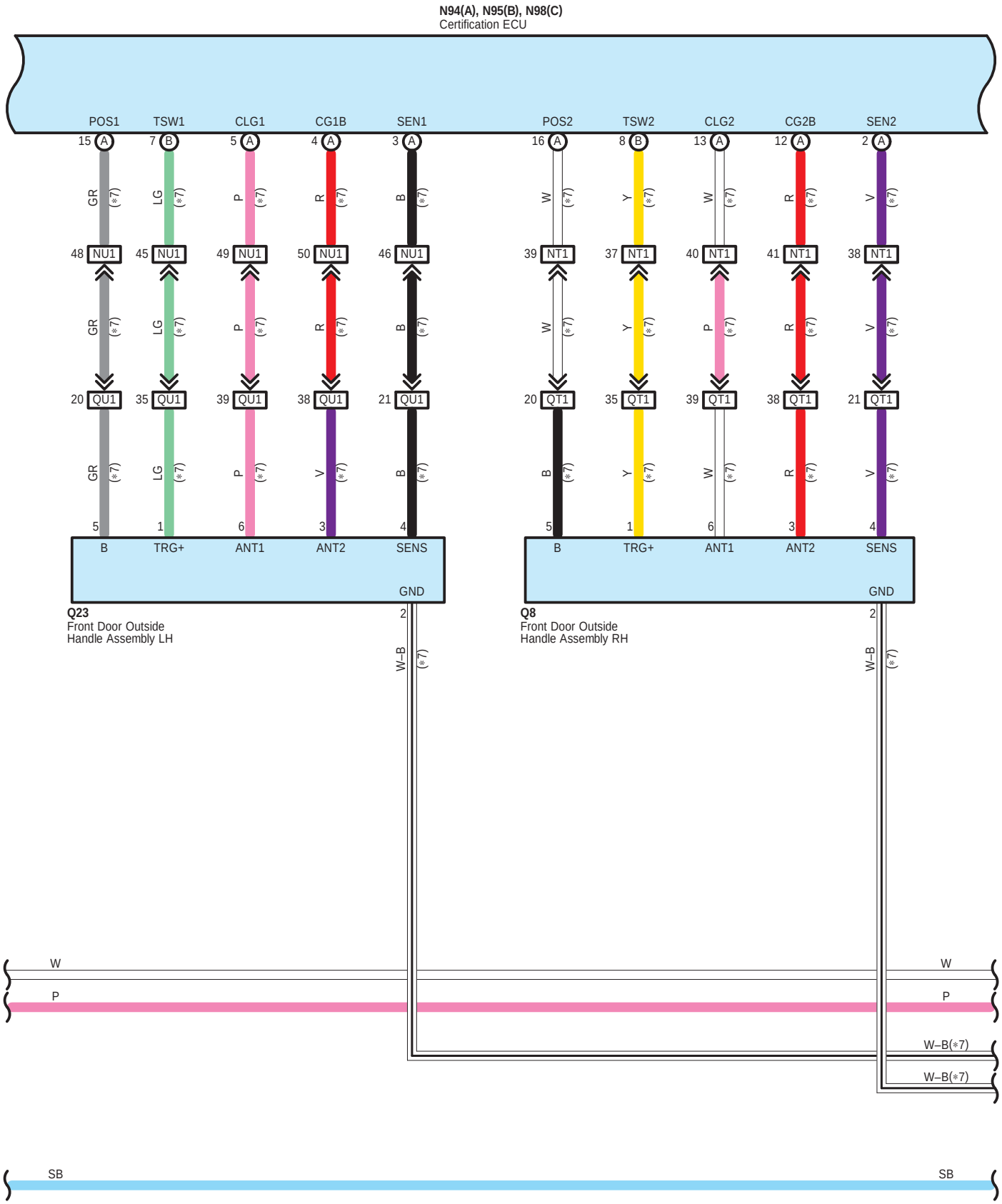
N94(A), N95(B), N98(C)
Certification ECU
POS1
TSW1
CLG1
CG1B
SEN1
POS2
TSW2
CLG2
CG2B
SEN2
15 A
7 B
5 A
4 A
3 A
16 A
8 B
13 A
12 A
2 A
GR (*7)
LG (*7)
P (*7)
R (*7)
B (*7)
W (*7)
Y (*7)
W (*7)
R (*7)
V (*7)
48 NU1
45 NU1
49 NU1
50 NU1
46 NU1
39 NT1
37 NT1
40 NT1
41 NT1
38 NT1
20 QU1
35 QU1
39 QU1
38 QU1
21 QU1
20 QT1
35 QT1
39 QT1
38 QT1
21 QT1
5
1
6
3
4
B
TRG+
ANT1
ANT2
SENS
GND
Q23
Front Door Outside
Handle Assembly LH
Q8
Front Door Outside
Handle Assembly RH
2
W–B (*7)
W
P
W–B(*7)
SB

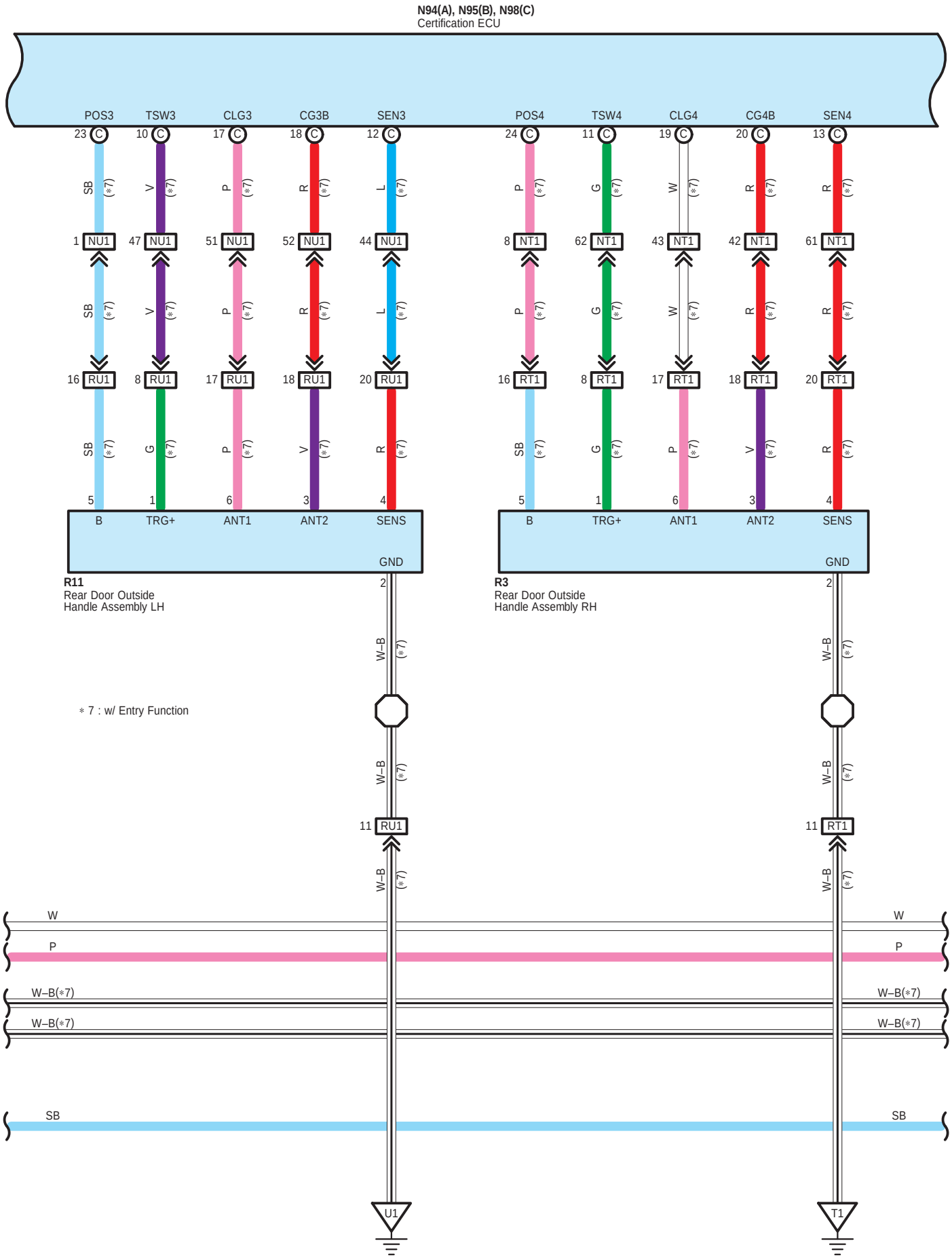
N94(A), N95(B), N98(C)
Certification ECU
POS3
TSW3
CLG3
CG3B
SEN3
POS4
TSW4
CLG4
CG4B
SEN4
R11
Rear Door Outside
Handle Assembly LH
R3
Rear Door Outside
Handle Assembly RH
B
TRG+
ANT1
ANT2
SENS
GND
∗ 7 : w/ Entry Function
W
P
W–B(∗7)
SB
U1
T1

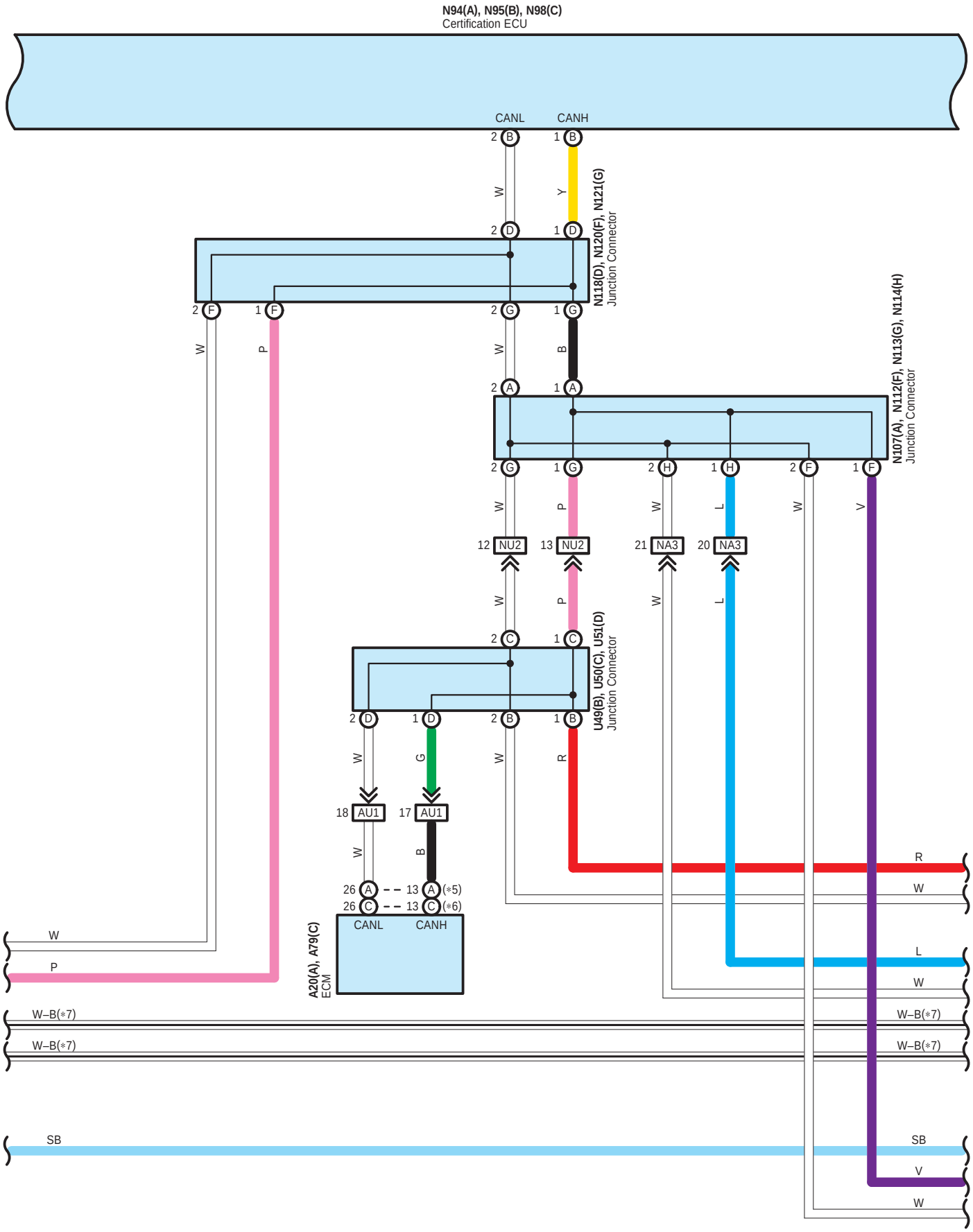
N94(A), N95(B), N98(C)
Certification ECU
CANL
CANH
N118(D), N120(F), N121(G)
Junction Connector
N107(A), N112(F), N113(G), N114(H)
Junction Connector
NU2
NA3
U49(B), U50(C), U51(D)
Junction Connector
AU1
A20(A), A79(C)
ECM
(*5)
(*6)
W–B(*7)

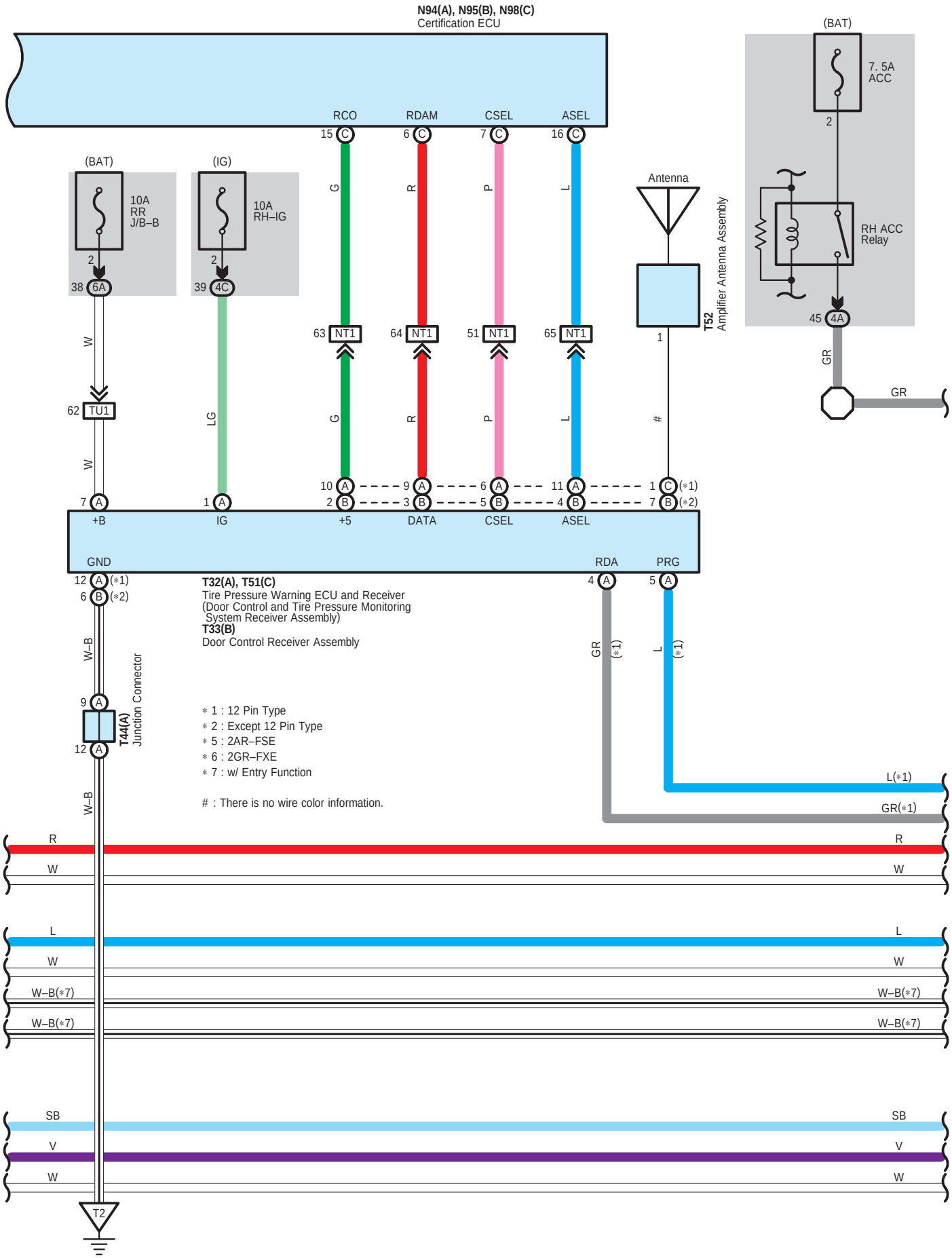
N94(A), N95(B), N98(C)
Certification ECU
RCO
RDAM
CSEL
ASEL
15 C
6 C
7 C
16 C
(BAT)
10A
RR
J/B–B
2
38 6A
(IG)
10A
RH–IG
2
39 4C
G
R
P
L
63 NT1
64 NT1
51 NT1
65 NT1
W
62 TU1
W
LG
G
R
P
L
#
Antenna
T52
Amplifier Antenna Assembly
1
(BAT)
7. 5A
ACC
2
RH ACC
Relay
45 4A
GR
GR
10 A
2 B
9 A
3 B
6 A
5 B
11 A
4 B
1 C (*1)
7 B (*2)
7 A
+B
1 A
IG
+5
DATA
CSEL
ASEL
GND
RDA
PRG
12 A (*1)
6 B (*2)
4 A
5 A
T32(A), T51(C)
Tire Pressure Warning ECU and Receiver
(Door Control and Tire Pressure Monitoring
System Receiver Assembly)
T33(B)
Door Control Receiver Assembly
GR
(*1)
L
(*1)
W–B
9 A
T44(A)
Junction Connector
12 A
W–B
* 1 : 12 Pin Type
* 2 : Except 12 Pin Type
* 5 : 2AR–FSE
* 6 : 2GR–FXE
* 7 : w/ Entry Function
# : There is no wire color information.
L(*1)
GR(*1)
R
W
L
W
W–B(*7)
W–B(*7)
SB
V
W
T2

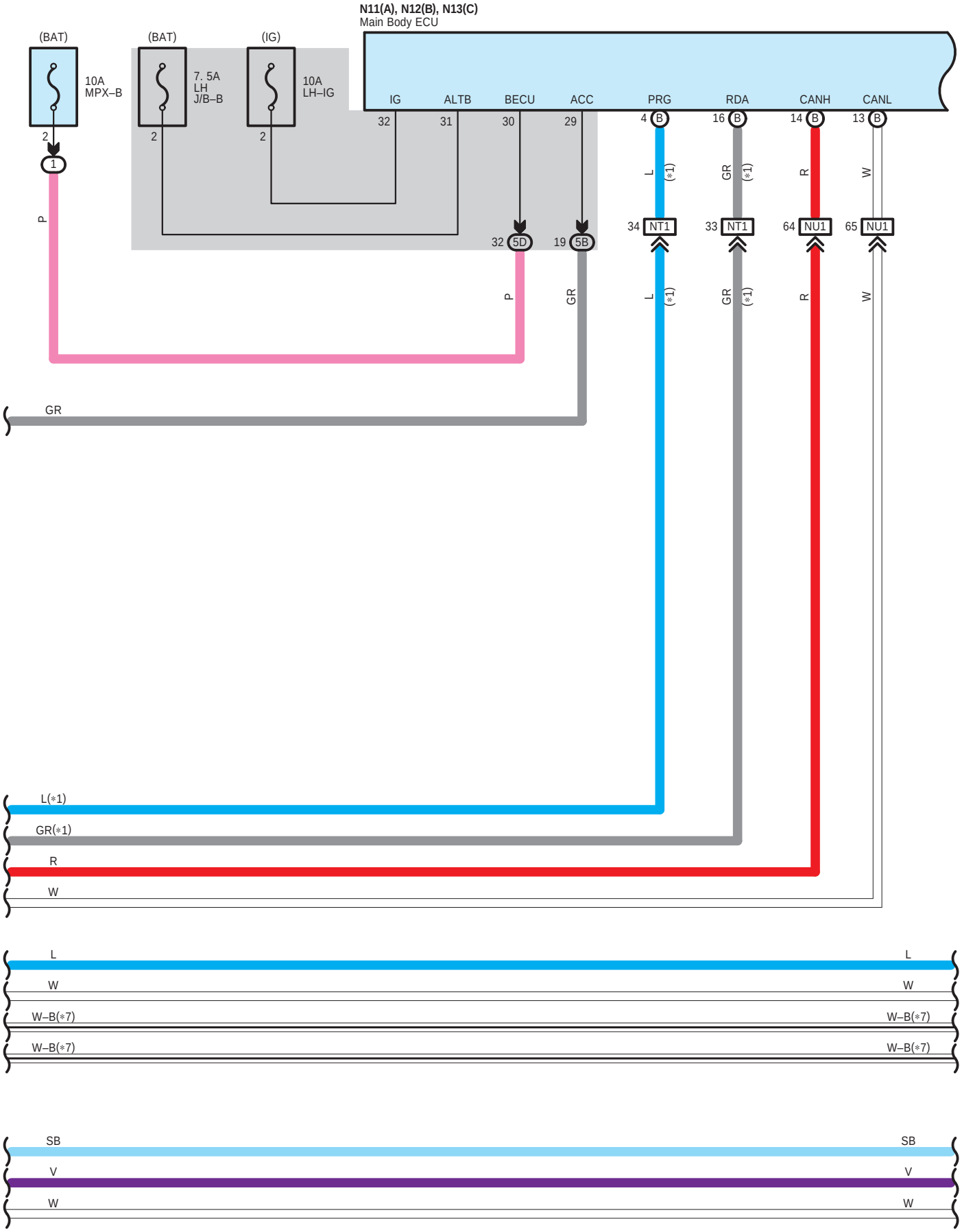
N11(A), N12(B), N13(C)
Main Body ECU
(BAT)
10A
MPX–B
(BAT)
7. 5A
LH
J/B–B
(IG)
10A
LH–IG
IG
ALTB
BECU
ACC
PRG
RDA
CANH
CANL
32
31
30
29
4 B
16 B
14 B
13 B
2
1
P
L (*1)
GR (*1)
R
W
34 NT1
33 NT1
64 NU1
65 NU1
32 5D
19 5B
P
GR
L (*1)
GR (*1)
R
W
GR
L(*1)
GR(*1)
R
W
L
W
W–B(*7)
W–B(*7)
L
W
W–B(*7)
W–B(*7)
SB
V
W
SB
V
W

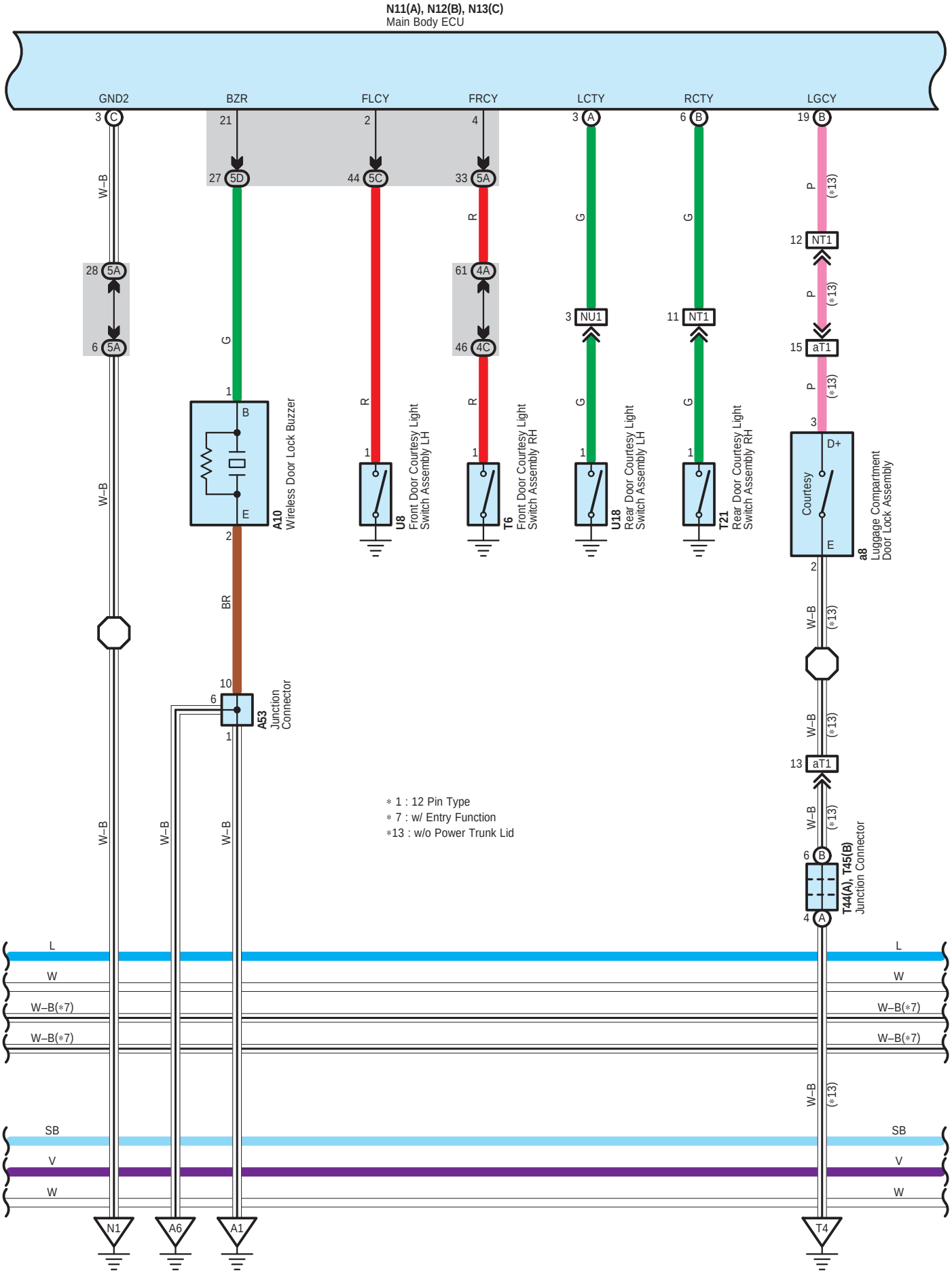
N11(A), N12(B), N13(C)
Main Body ECU
GND2
BZR
FLCY
FRCY
LCTY
RCTY
LGCY
A10
Wireless Door Lock Buzzer
U8
Front Door Courtesy Light Switch Assembly LH
T6
Front Door Courtesy Light Switch Assembly RH
U18
Rear Door Courtesy Light Switch Assembly LH
T21
Rear Door Courtesy Light Switch Assembly RH
a8
Luggage Compartment Door Lock Assembly
Courtesy
A53
Junction Connector
T44(A), T45(B)
Junction Connector
∗ 1 : 12 Pin Type
∗ 7 : w/ Entry Function
∗13 : w/o Power Trunk Lid
N1
A6
A1
T4

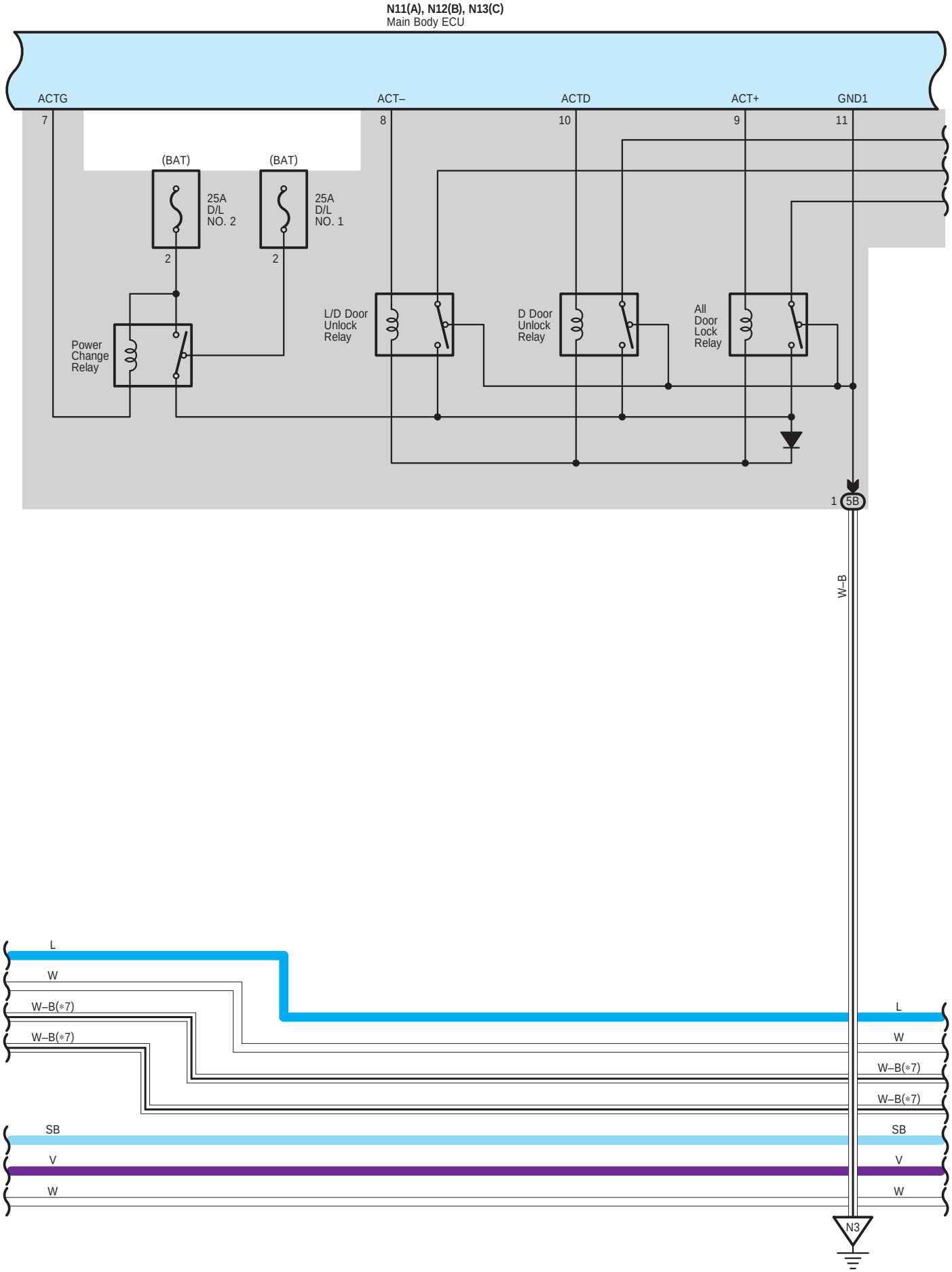
N11(A), N12(B), N13(C)
Main Body ECU
ACTG
ACT–
ACTD
ACT+
GND1
7
8
10
9
11
(BAT)
(BAT)
25A
D/L
NO. 2
25A
D/L
NO. 1
2
2
Power
Change
Relay
L/D Door
Unlock
Relay
D Door
Unlock
Relay
All
Door
Lock
Relay
1
5B
W–B
L
W
W–B(*7)
W–B(*7)
SB
V
W
L
W
W–B(*7)
W–B(*7)
SB
V
W
N3

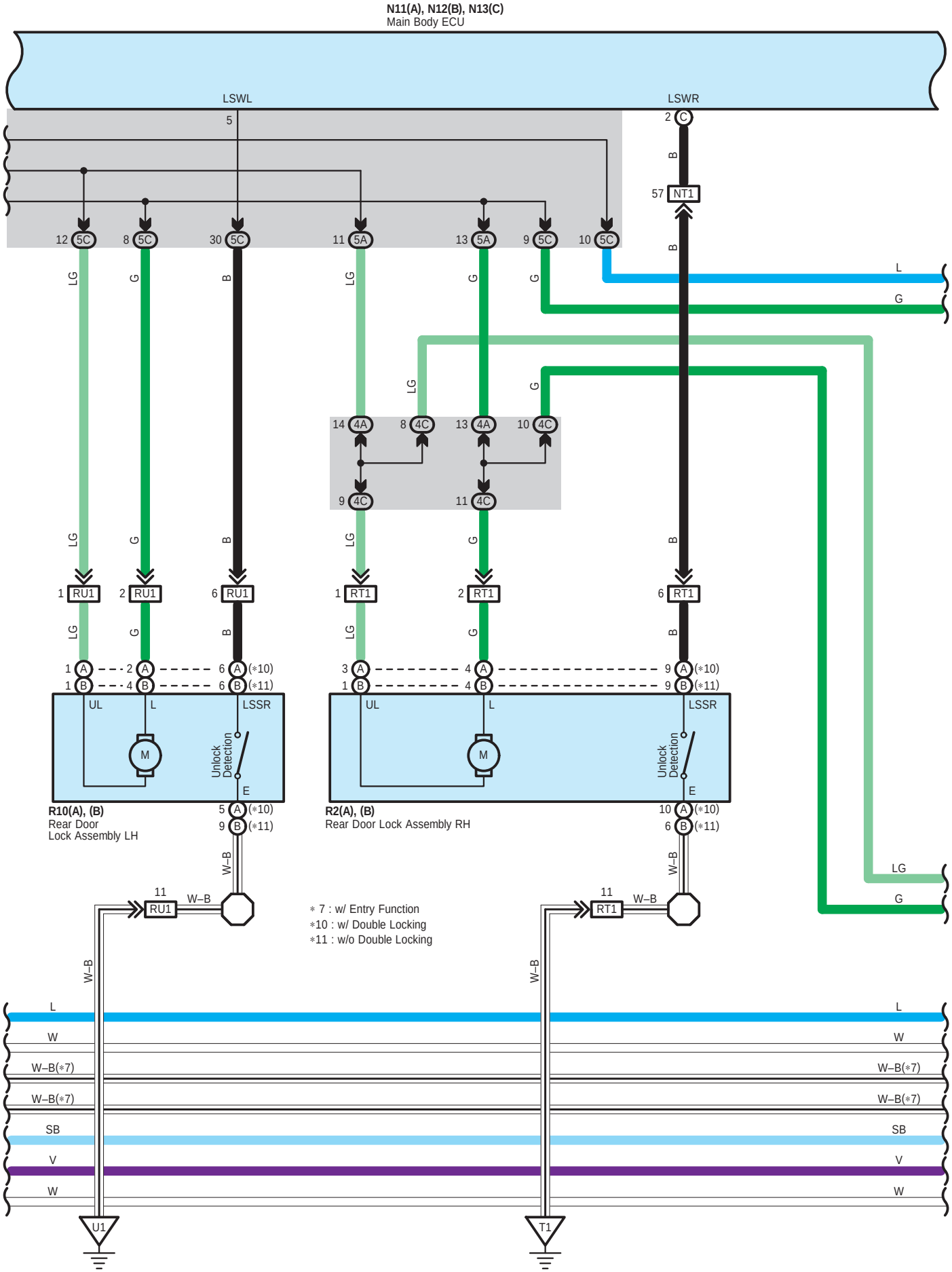
N11(A), N12(B), N13(C)
Main Body ECU
LSWL
LSWR
R10(A), (B)
Rear Door
Lock Assembly LH
R2(A), (B)
Rear Door Lock Assembly RH
Unlock Detection
∗7 : w/ Entry Function
∗10 : w/ Double Locking
∗11 : w/o Double Locking
U1
T1

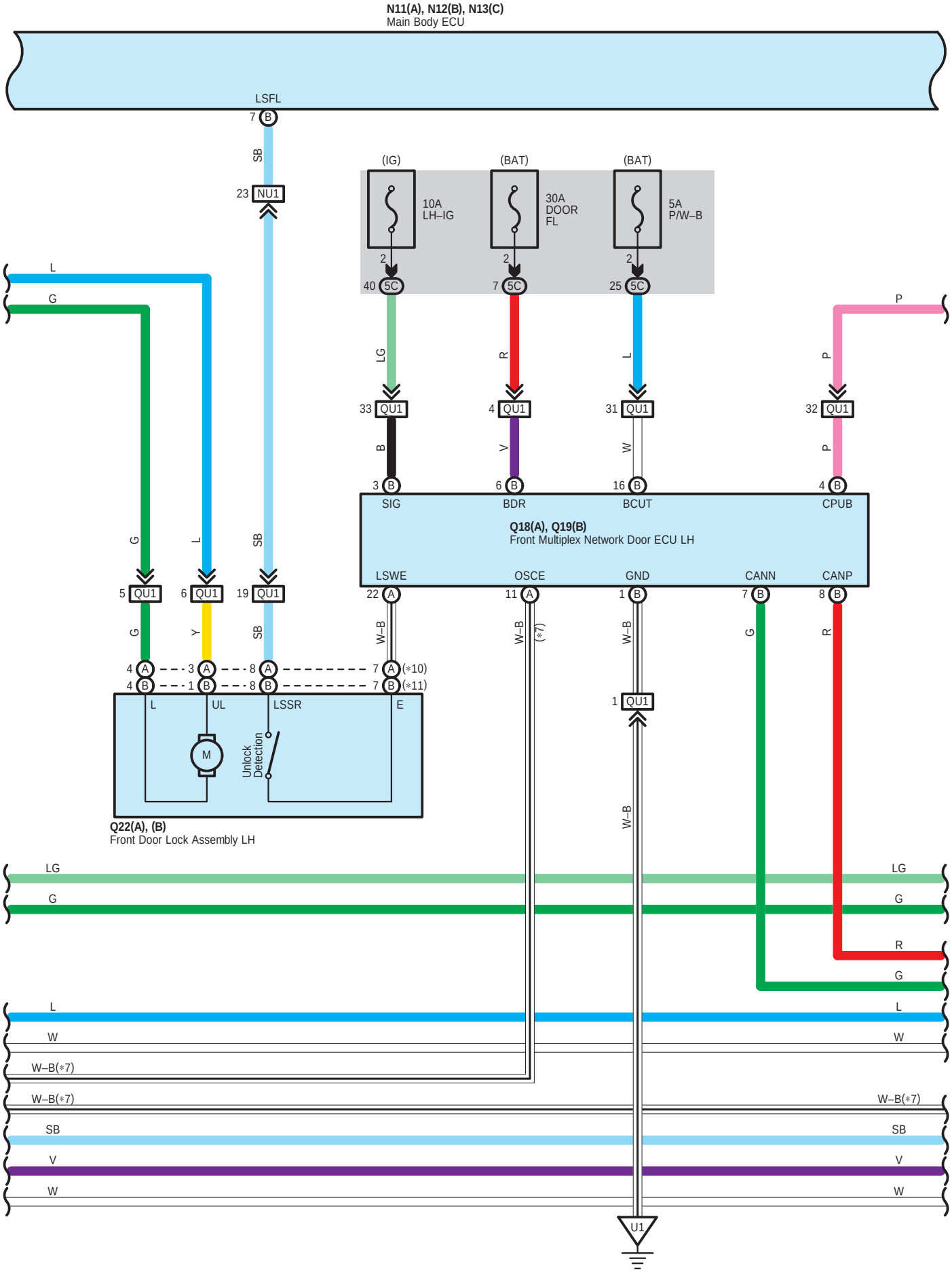
N11(A), N12(B), N13(C)
Main Body ECU
LSFL
7 B
SB
23 NU1
(IG)
(BAT)
(BAT)
10A
LH–IG
30A
DOOR
FL
5A
P/W–B
2
40 5C
7 5C
25 5C
L
G
P
LG
R
L
P
33 QU1
4 QU1
31 QU1
32 QU1
B
V
W
P
3 B
6 B
16 B
4 B
SIG
BDR
BCUT
CPUB
Q18(A), Q19(B)
Front Multiplex Network Door ECU LH
LSWE
OSCE
GND
CANN
CANP
5 QU1
6 QU1
19 QU1
22 A
11 A
1 B
7 B
8 B
G
L
SB
W–B
W–B
(*7)
W–B
G
R
G
Y
SB
4 A
3 A
8 A
7 A (*10)
4 B
1 B
8 B
7 B (*11)
1 QU1
L
UL
LSSR
E
M
Unlock
Detection
Q22(A), (B)
Front Door Lock Assembly LH
W–B
LG
G
R
G
L
W
W–B(*7)
W–B(*7)
SB
V
W
U1

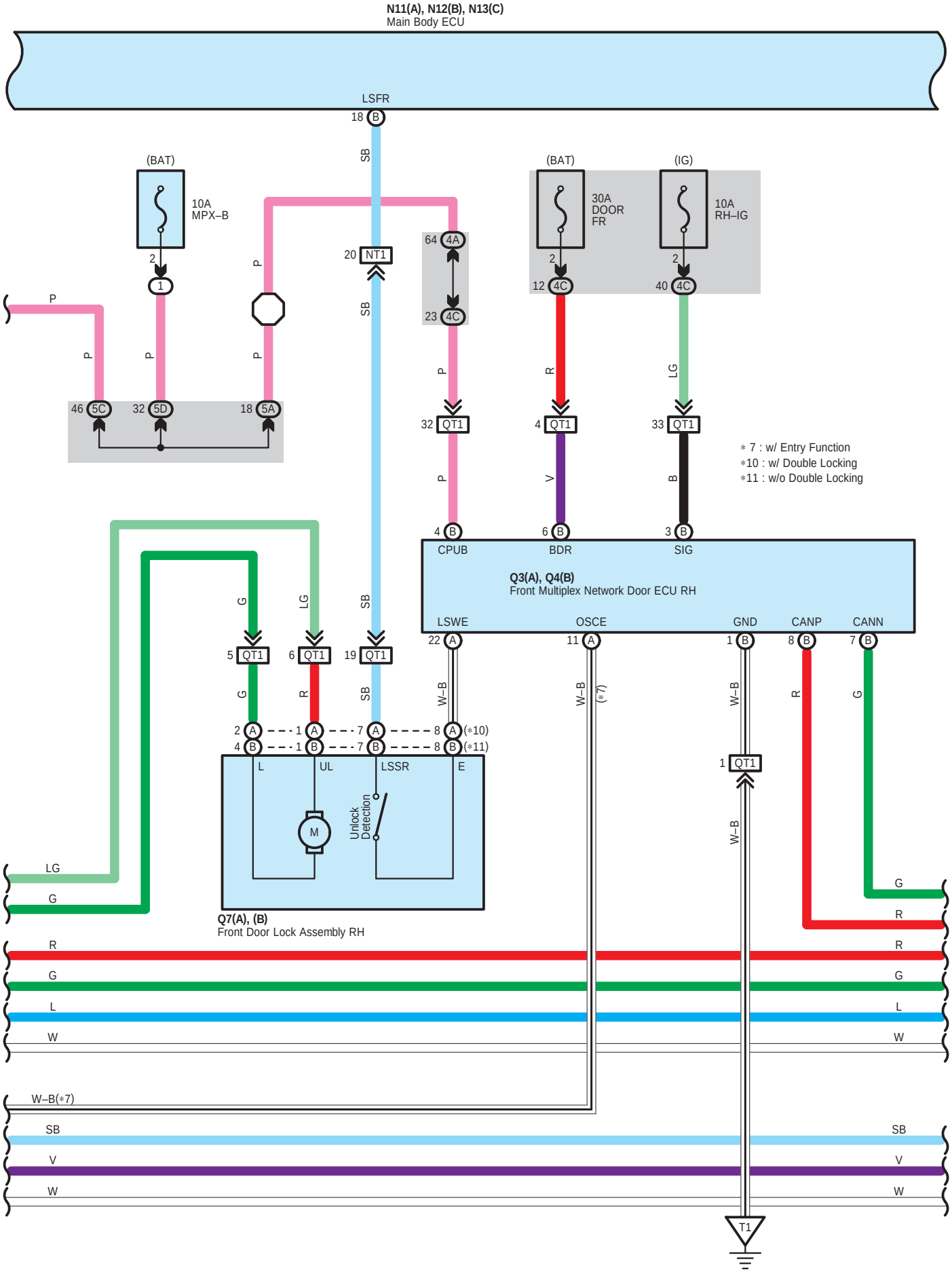
N11(A), N12(B), N13(C)
Main Body ECU
LSFR
18 B
SB
(BAT)
10A
MPX–B
2
1
P
46 5C
32 5D
18 5A
20 NT1
64 4A
23 4C
(BAT)
30A
DOOR
FR
12 4C
(IG)
10A
RH–IG
40 4C
R
LG
32 QT1
4 QT1
33 QT1
V
B
∗ 7 : w/ Entry Function
∗10 : w/ Double Locking
∗11 : w/o Double Locking
4 B
6 B
3 B
CPUB
BDR
SIG
Q3(A), Q4(B)
Front Multiplex Network Door ECU RH
LSWE
OSCE
GND
CANP
CANN
22 A
11 A
1 B
8 B
7 B
G
LG
5 QT1
6 QT1
19 QT1
W–B
(∗7)
2 A
4 B
1 A
1 B
7 A
7 B
8 A (∗10)
8 B (∗11)
L
UL
LSSR
E
M
Unlock
Detection
1 QT1
Q7(A), (B)
Front Door Lock Assembly RH
W–B(∗7)
T1

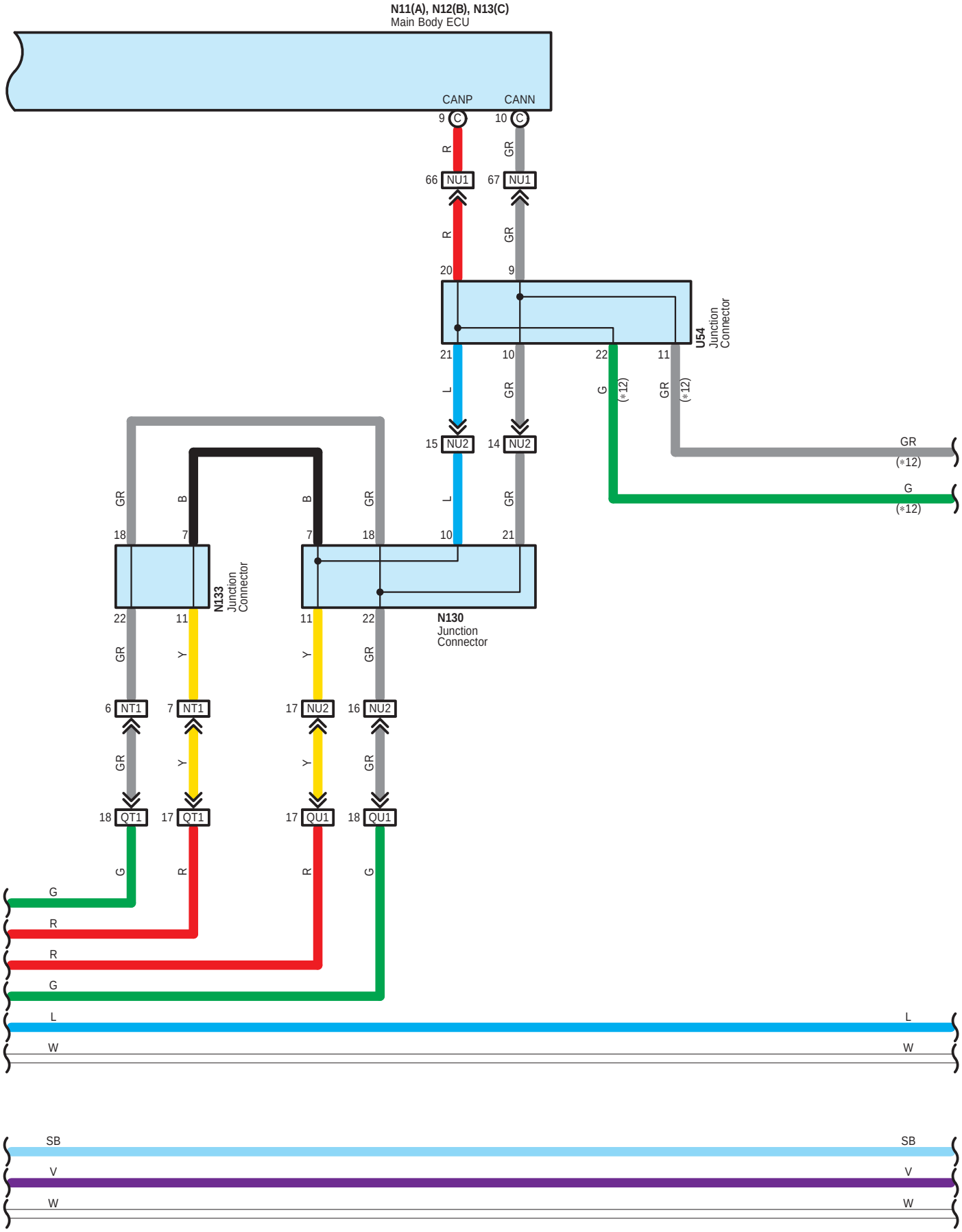
N11(A), N12(B), N13(C)
Main Body ECU
CANP
CANN
9 C
10 C
R
GR
66 NU1
67 NU1
20
9
U54
Junction
Connector
21
10
22
11
L
GR
G
(*12)
15 NU2
14 NU2
GR
(*12)
G
(*12)
18
7
7
18
10
21
N133
Junction
Connector
N130
Junction
Connector
B
Y
22
11
11
22
6 NT1
7 NT1
17 NU2
16 NU2
18 QT1
17 QT1
17 QU1
18 QU1
G
R
R
G
L
W
SB
V
W

∗12 : w/ Power Trunk Lid
∗14 : Before Sep. 2014 Production
∗15 : From Sep. 2014 Production

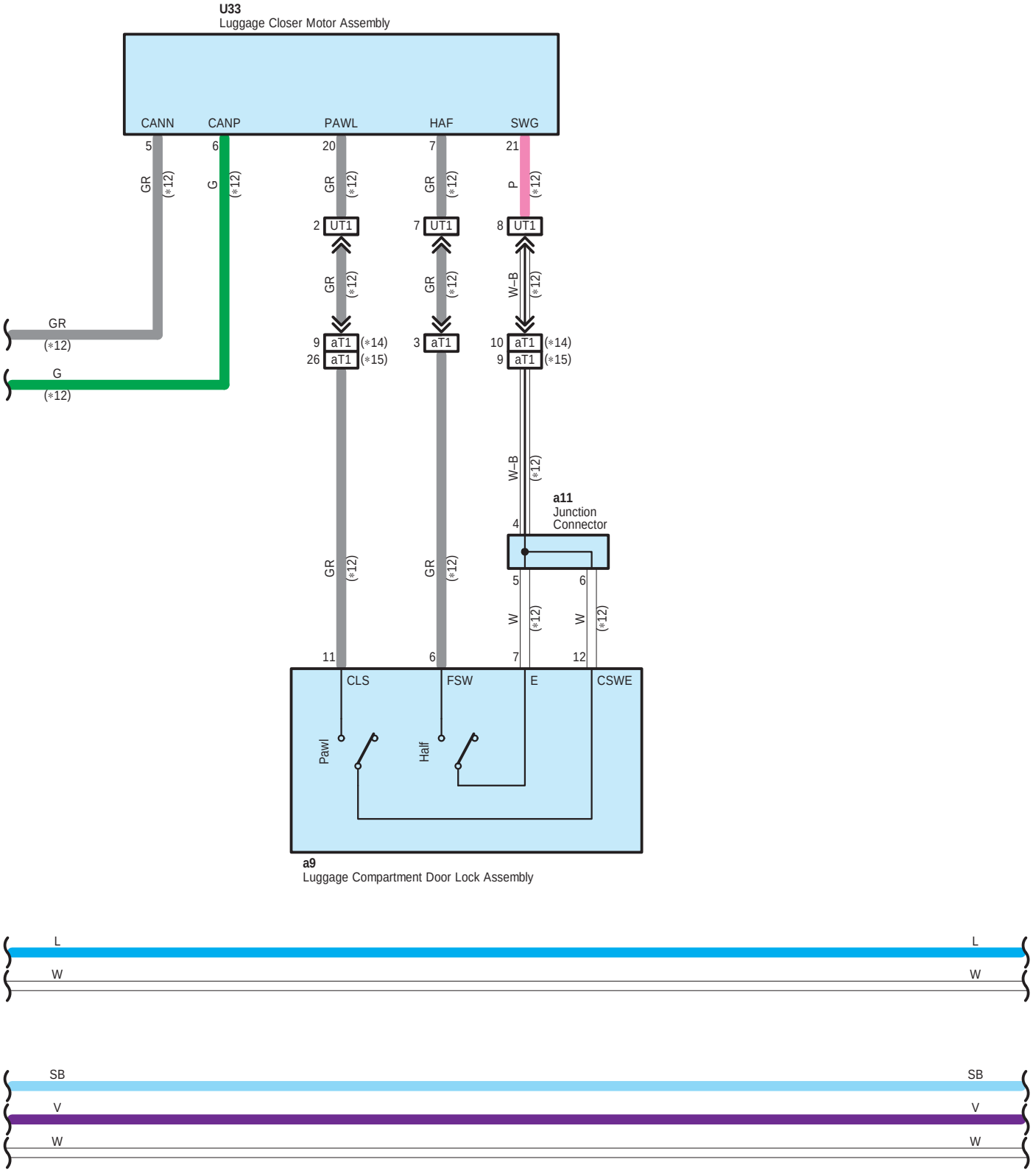

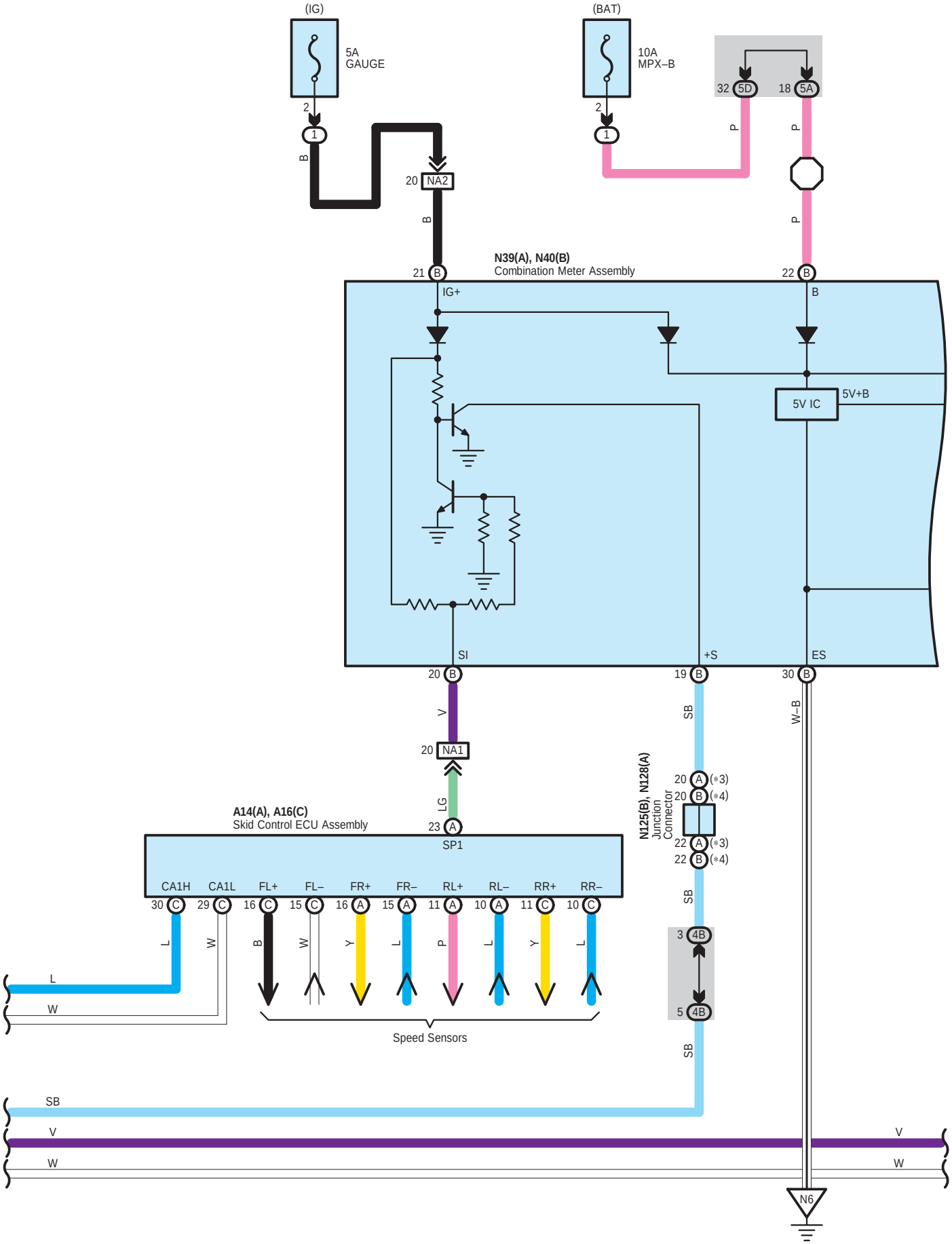
(IG)
5A
GAUGE
(BAT)
10A
MPX–B
32 5D
18 5A
20 NA2
N39(A), N40(B)
Combination Meter Assembly
21 B
22 B
IG+
B
5V IC
5V+B
SI
+S
ES
20 B
19 B
30 B
20 NA1
23 A
A14(A), A16(C)
Skid Control ECU Assembly
SP1
CA1H
CA1L
FL+
FL–
FR+
FR–
RL+
RL–
RR+
RR–
N125(B), N128(A)
Junction
Connector
20 A (*3)
20 B (*4)
22 A (*3)
22 B (*4)
3 4B
5 4B
Speed Sensors
N6

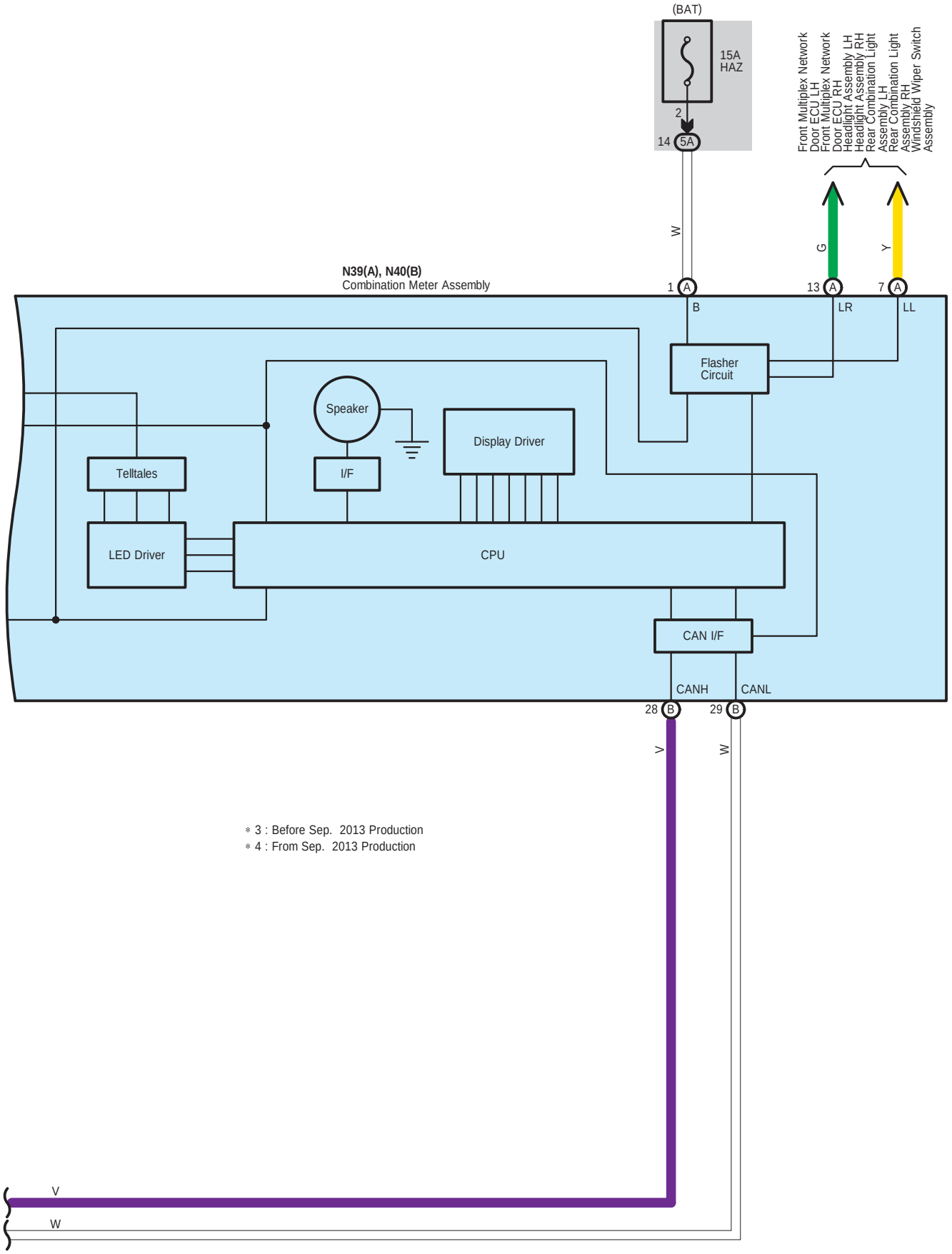
(BAT)
15A
HAZ
2
14
5A
W
Front Multiplex Network
Door ECU LH
Front Multiplex Network
Door ECU RH
Headlight Assembly LH
Headlight Assembly RH
Rear Combination Light
Assembly LH
Rear Combination Light
Assembly RH
Windshield Wiper Switch
Assembly
G
Y
N39(A), N40(B)
Combination Meter Assembly
1
A
B
13
A
LR
7
A
LL
Flasher
Circuit
Speaker
Display Driver
Telltales
I/F
LED Driver
CPU
CAN I/F
CANH
CANL
28
B
29
B
V
W
* 3 : Before Sep. 2013 Production
* 4 : From Sep. 2013 Production
V
W

A 5
White

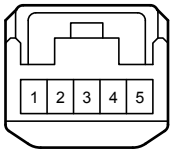

A 10
Gray



A 14
Black

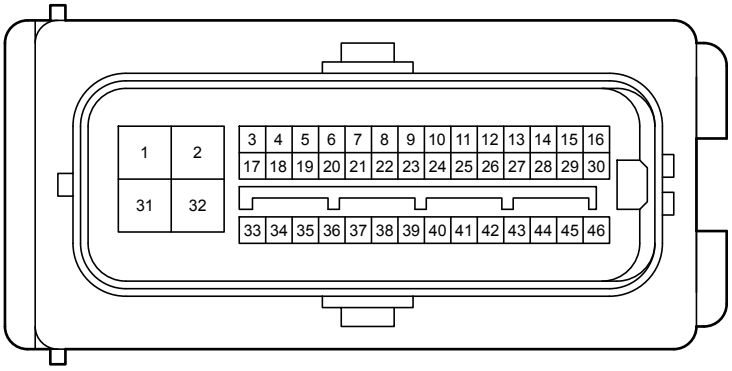

A 16
Gray

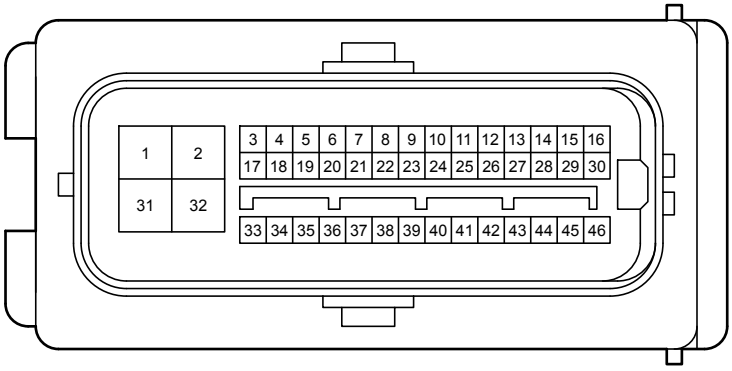

A 20
Black

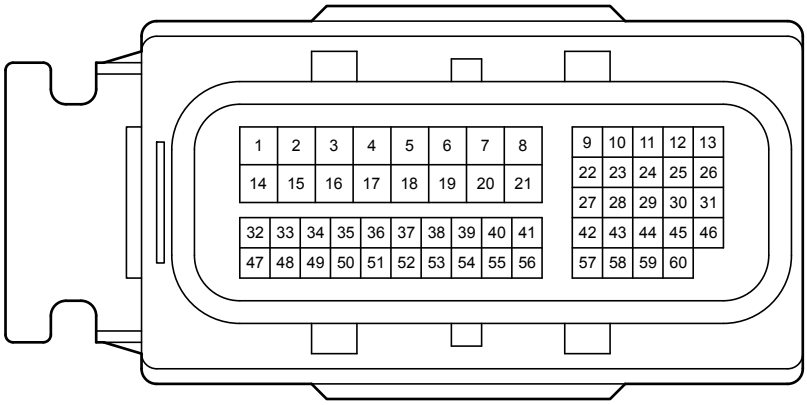

A 35
Gray

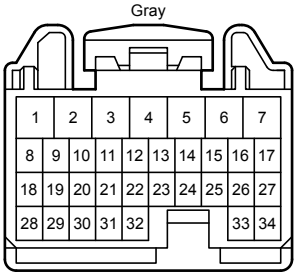

A 36
Gray

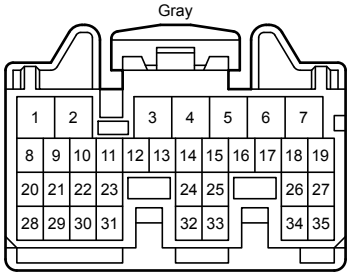

A 51
Blue

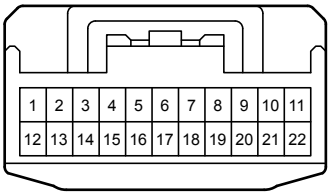

A 53
White

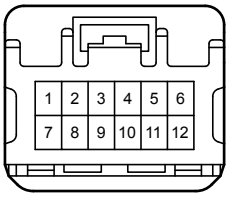

A 76
Black

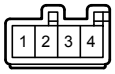

A 79
Black

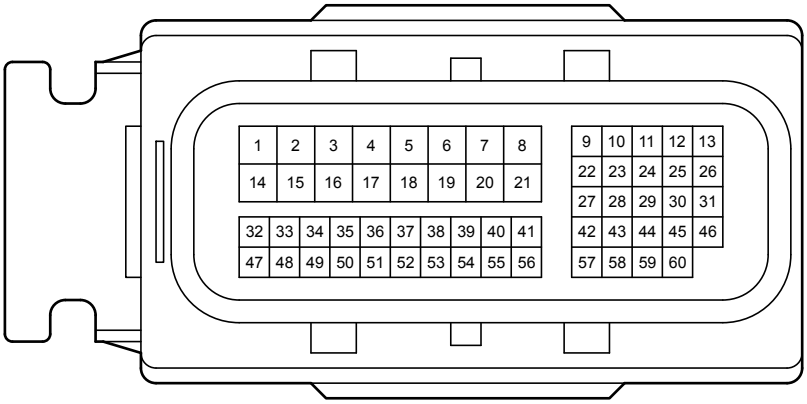

F 65
Gray

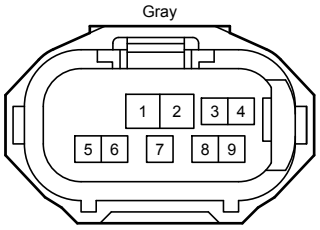

N 11
White

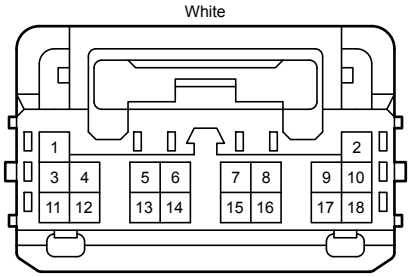

N 12
White

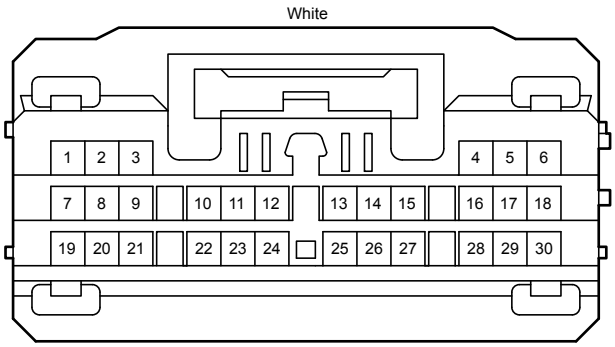

N 13
White

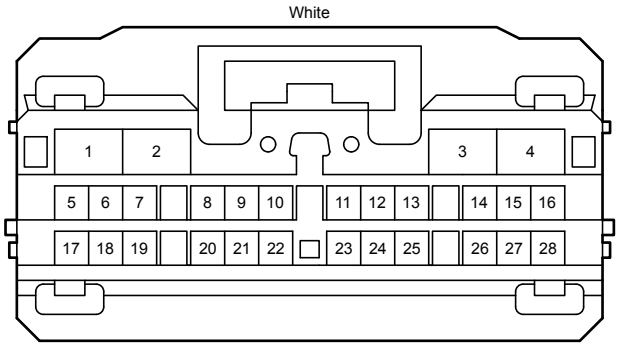

N 24
Black

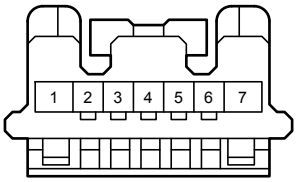

N 39
Black

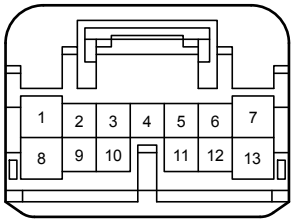

N 40
Black

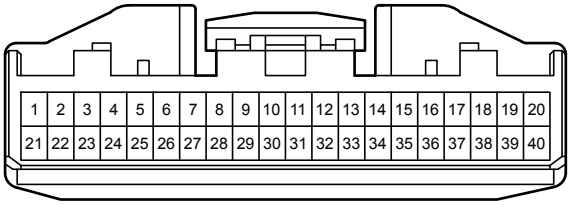

N 43
Black

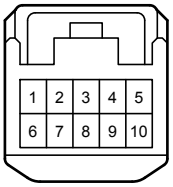

N 49
White

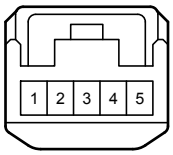

N 53
White

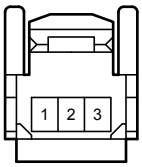

N 68
White

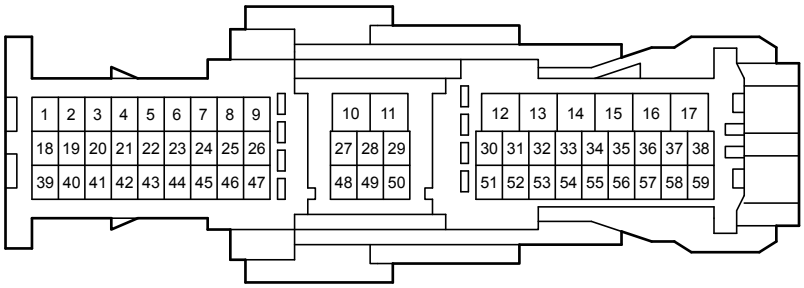

N 73
White

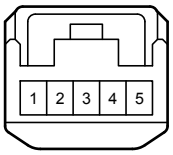

N 91
Gray

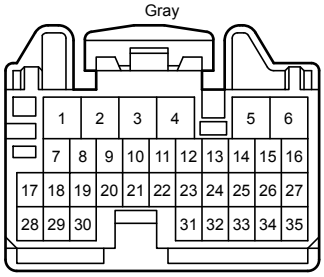

N 92
Gray

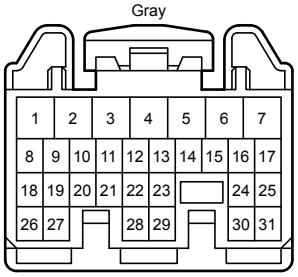

N 94
White

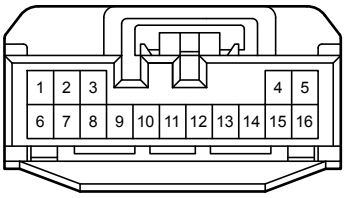

N 95
White

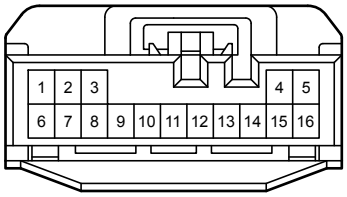

N 98
White

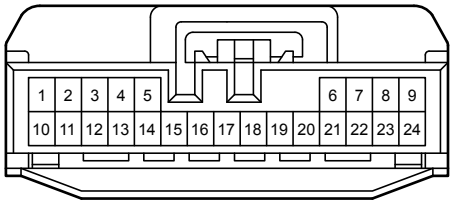

N107
White

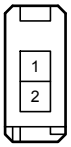

N112
White

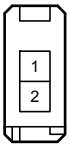

N113
White

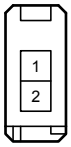

N114
White

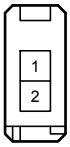

N118
White

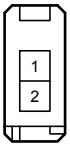

N120
White

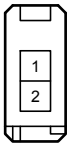

N121
White

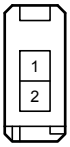

N125
Blue

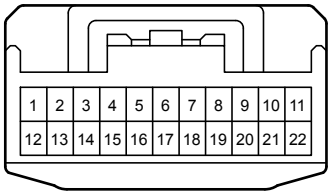

N126
Blue

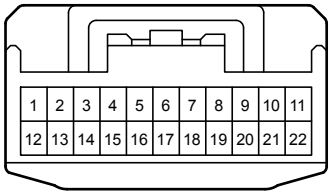

N128
Blue

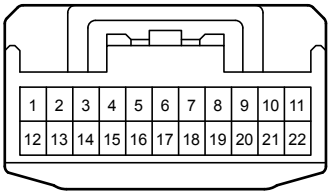

N130
Black

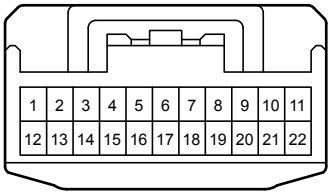

N133
Black

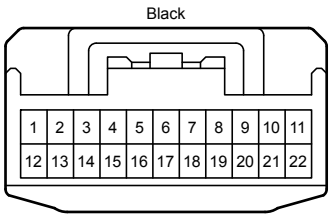

N161
Black

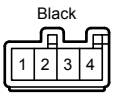

N164
White

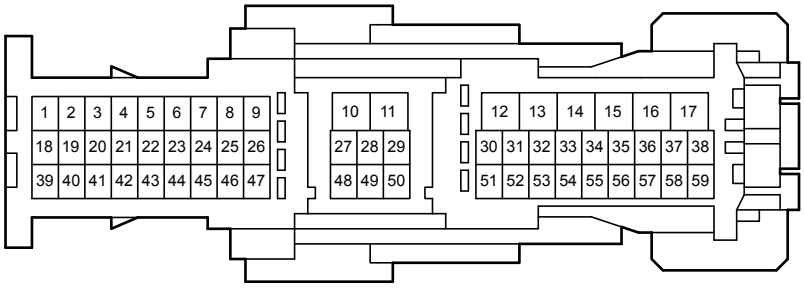

Q 3
White

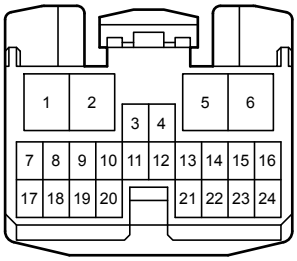

Q 4
White

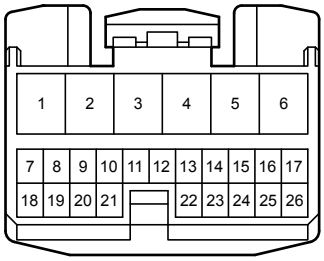

Q 7
White

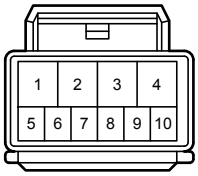

Q 8
Gray

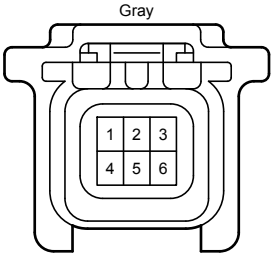

Q 18
White

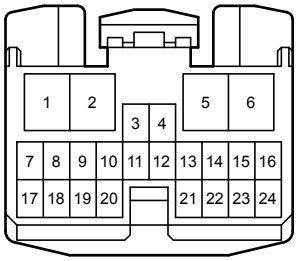

Q 19
White

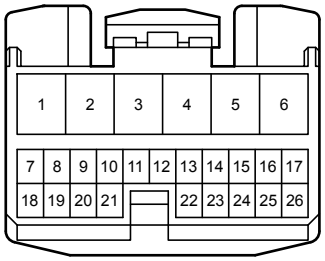

Q 22
White

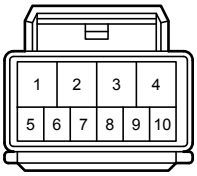

Q 23
Gray



R 2
White

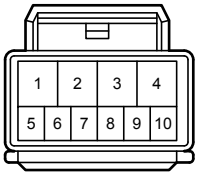

R 3
Gray



R 10
White

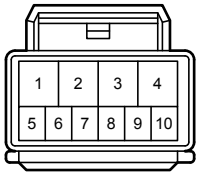

R 11
Gray

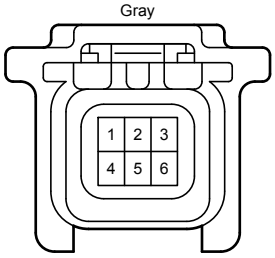

T 6
Black

T 21
Black

T 32
White

T 33
White

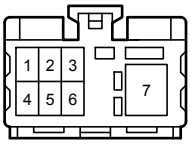

T 37
White

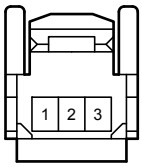

T 38
White

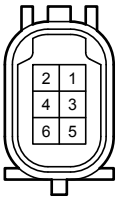

T 44
Blue



T 45
Blue



T 51
Gray

T 52
Gray

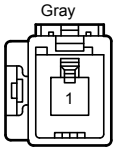

U 8
Black

U 14
White

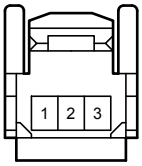

U 18
Black

U 33
White

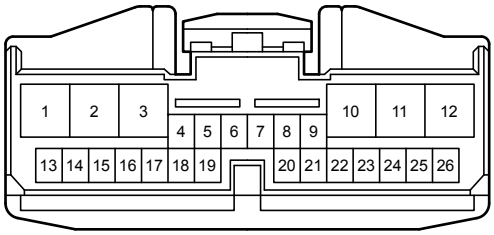

U 49
White

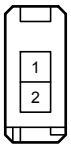

U 50
White

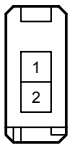

U 51
White

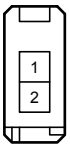

U 54
Blue

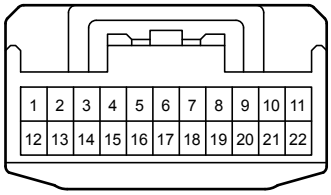

a 7
Black

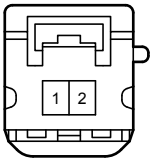

a 8
Black



a 9
White

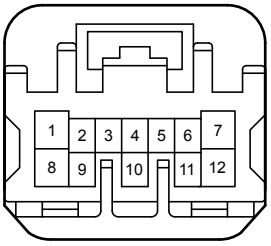

a 11

White

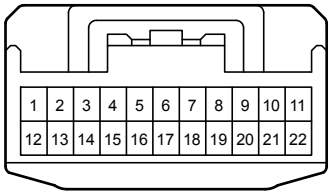

4A

White

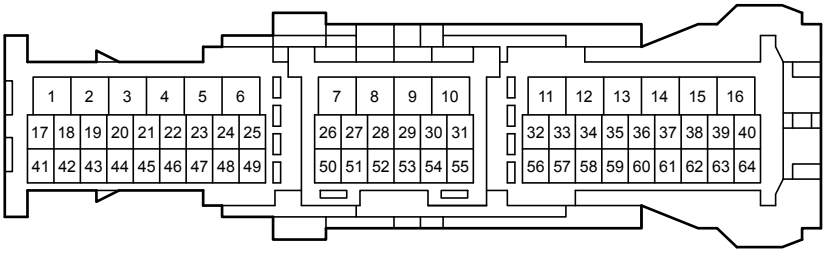

4B

White

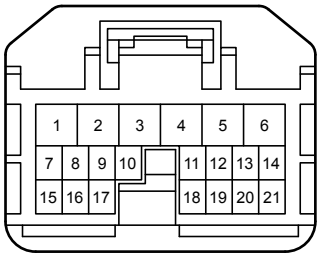

4C

White

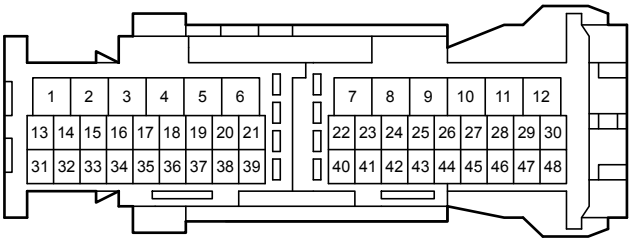

4D

White

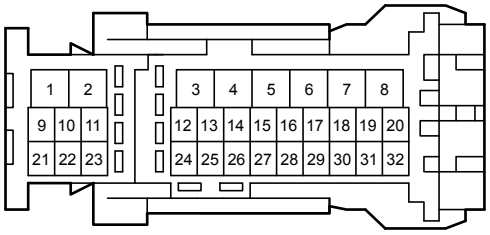

5A

White

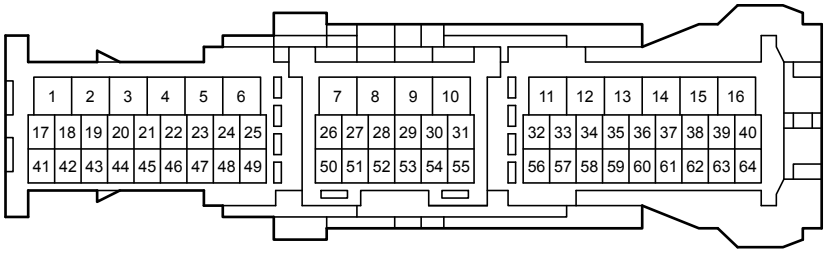

5B

White

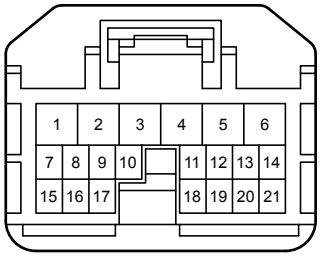

5C

White

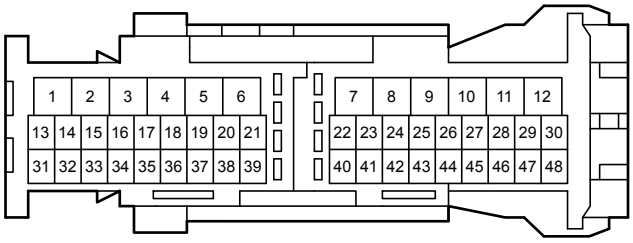

5D

White

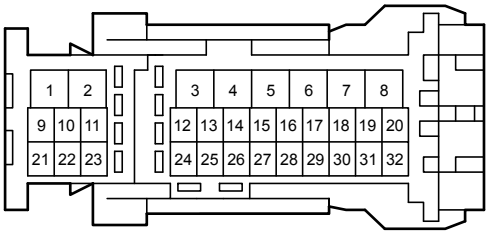

6A
White

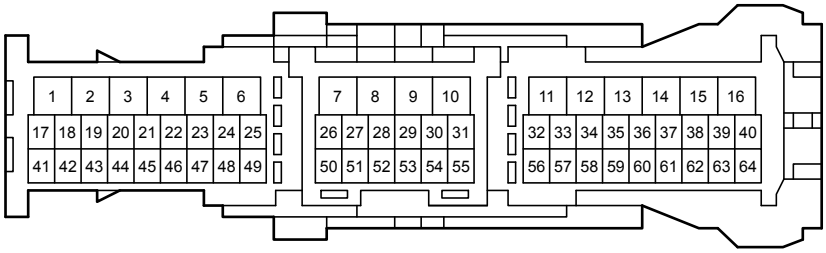

AF1
White

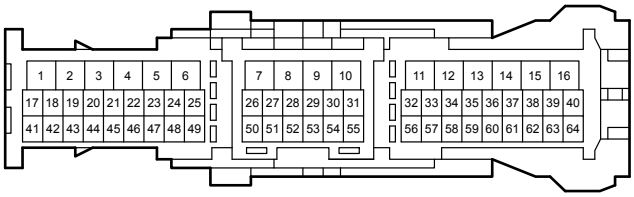

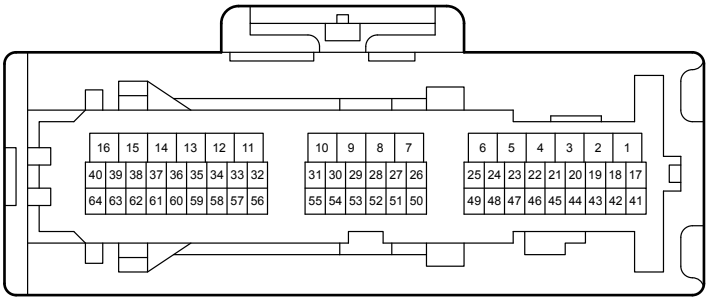

AU1
White

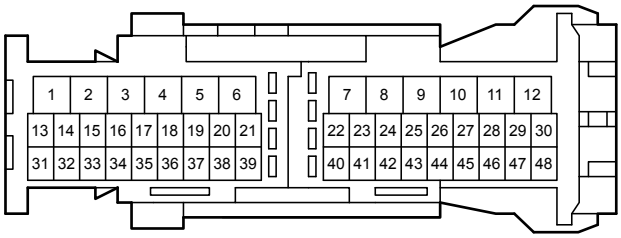

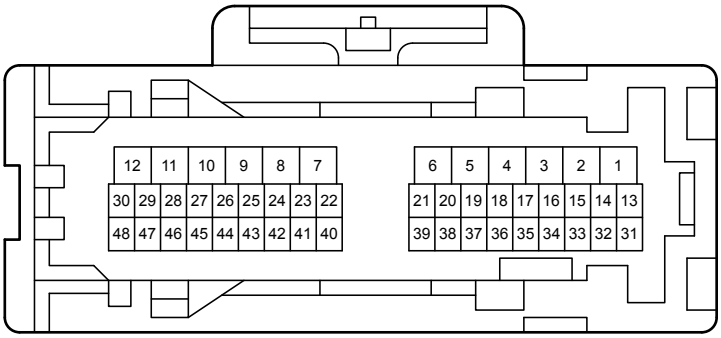

NA1
White

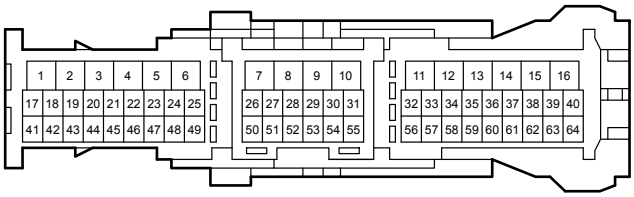

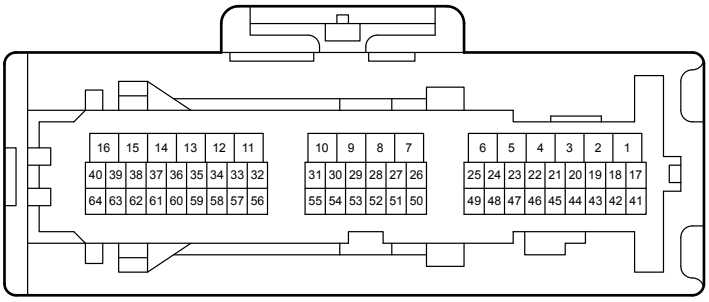

NA2
White

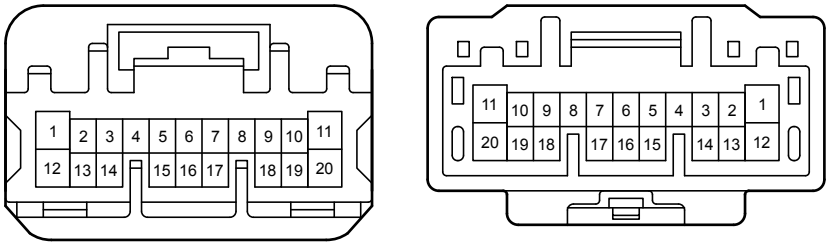

NA3
White

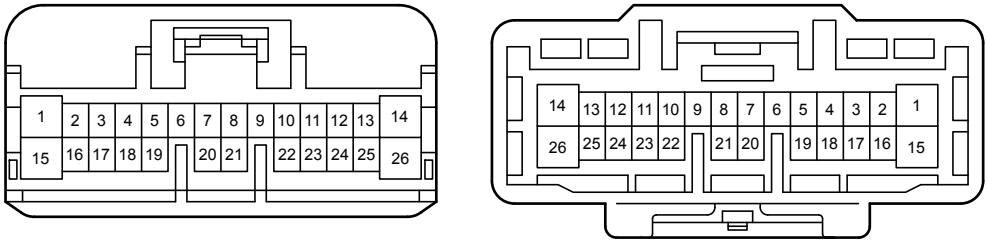

NT1
White

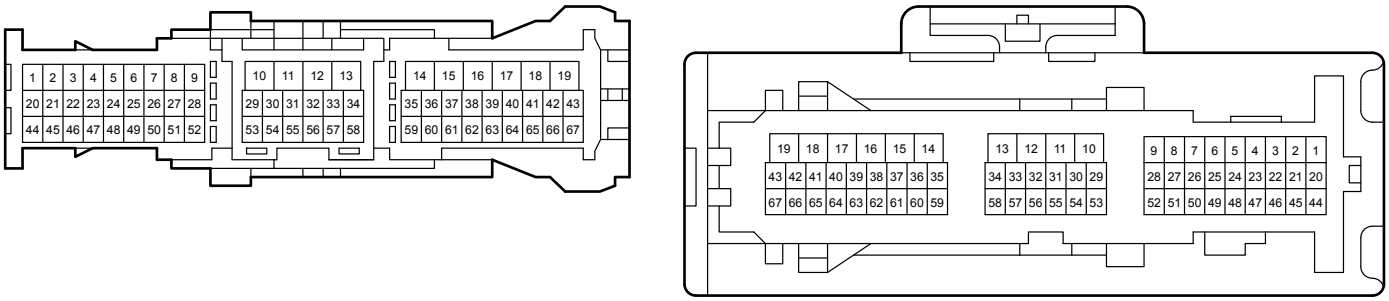

NU1
White

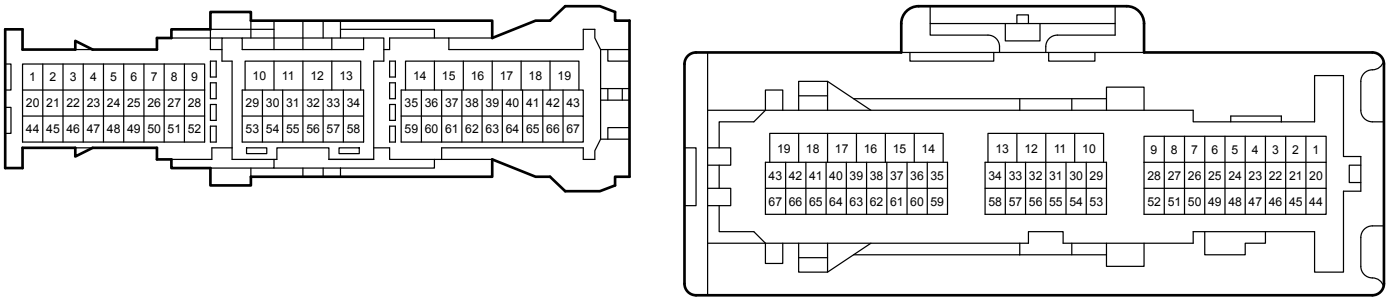

NU2
White

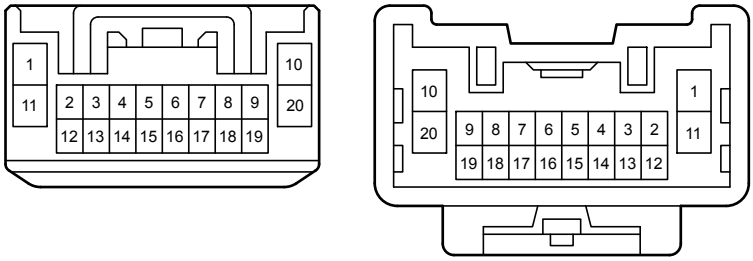

QT1
White

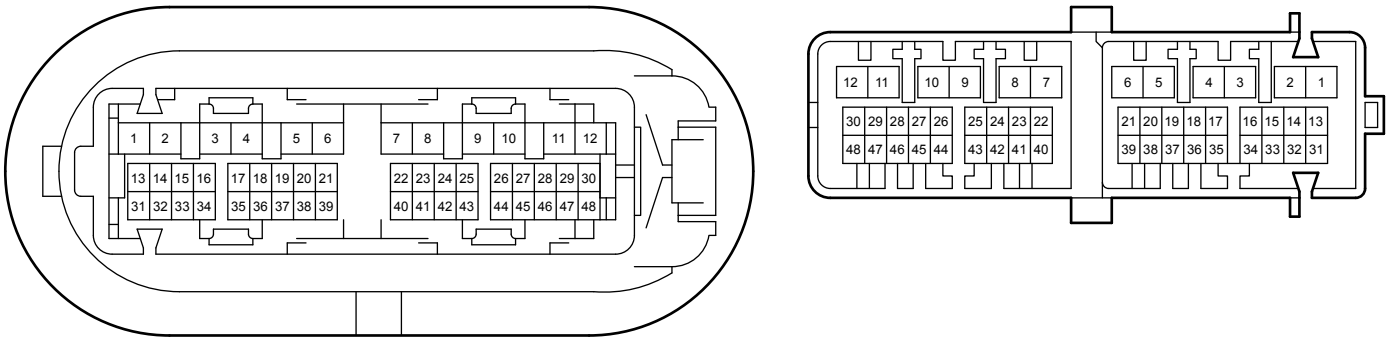

QU1
White

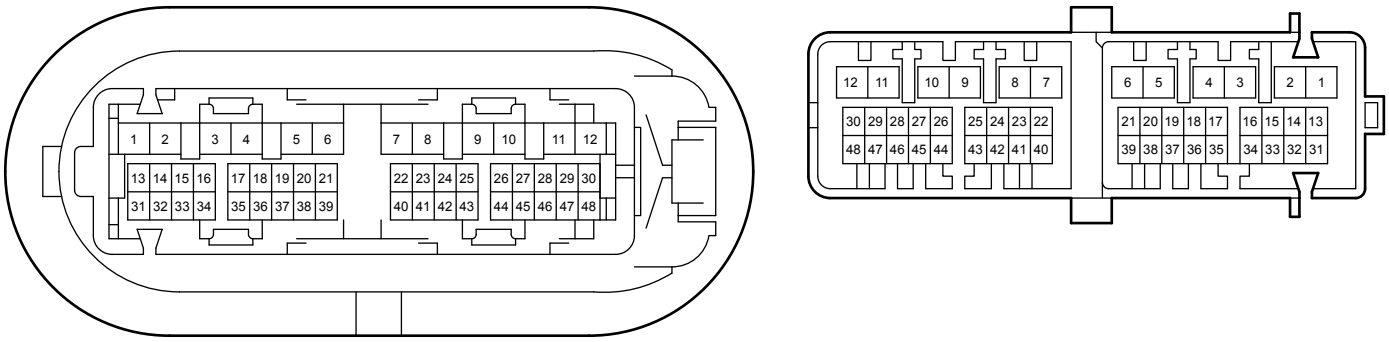

RT1
White

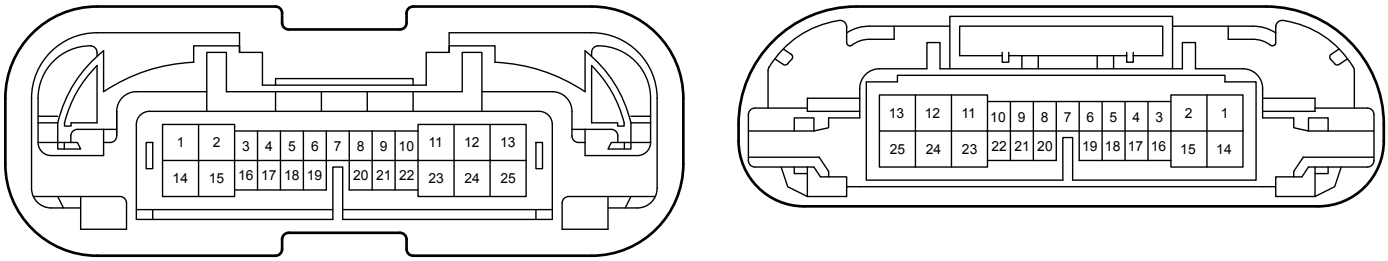

RU1
White

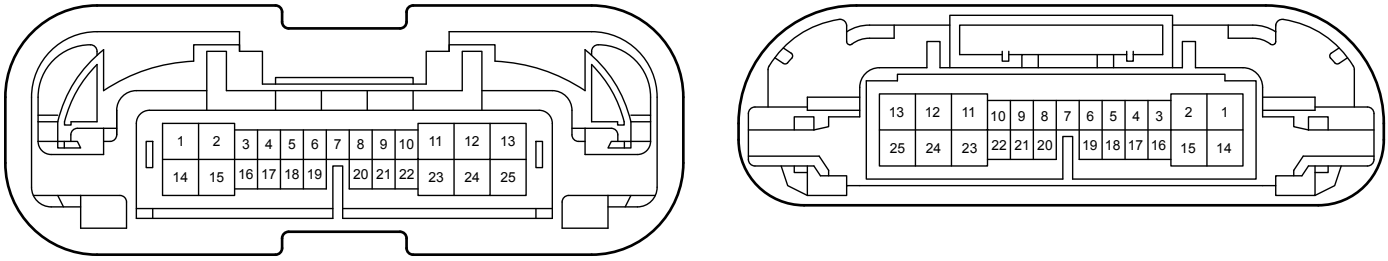

TU1
White

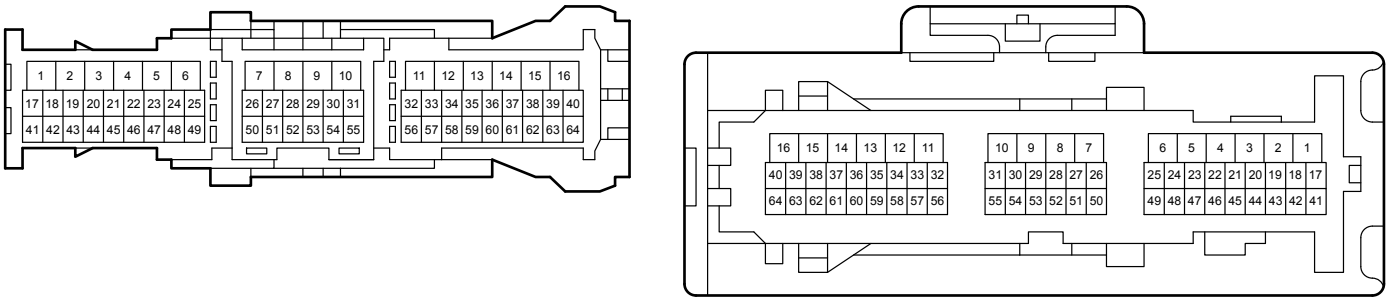

UT1
White

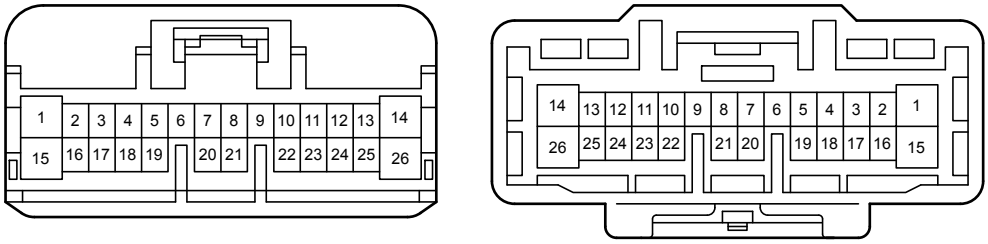
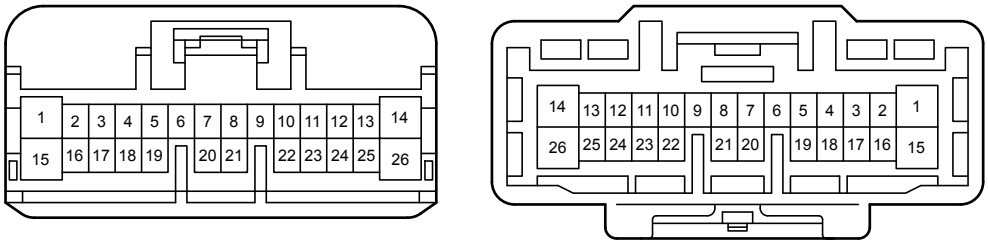
aT1
White