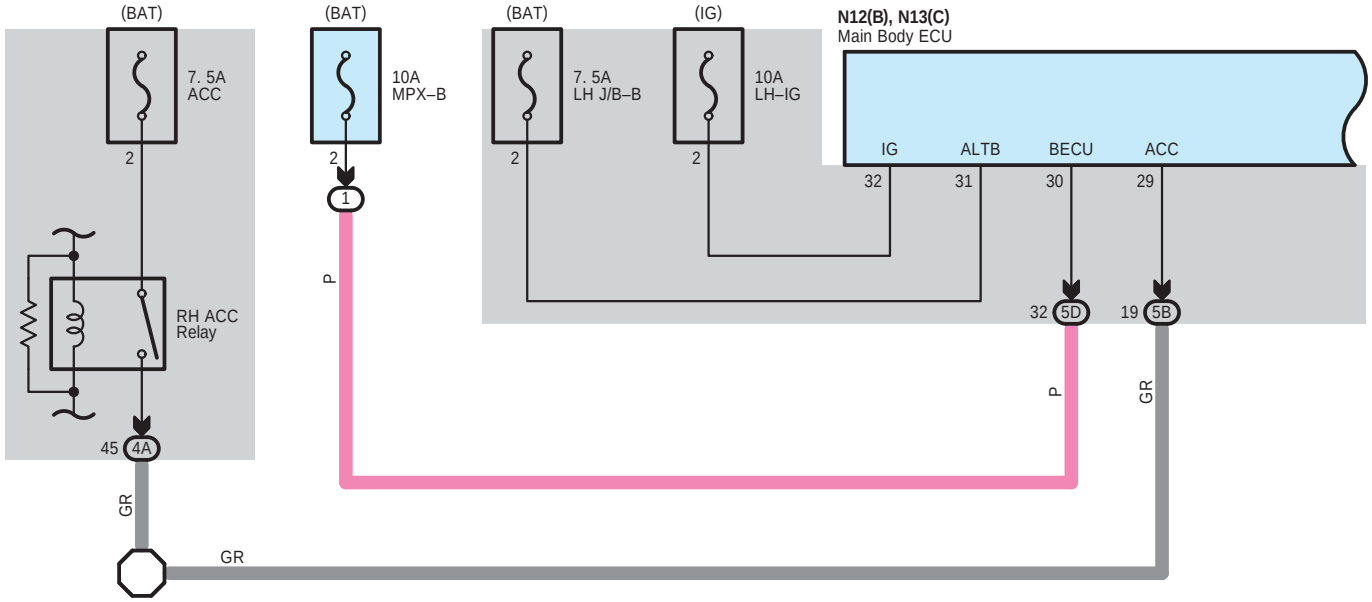
(BAT)
7. 5A
ACC
2
RH ACC
Relay
45
4A
GR
(BAT)
10A
MPX–B
2
1
P
(BAT)
7. 5A
LH J/B–B
2
(IG)
10A
LH–IG
2
N12(B), N13(C)
Main Body ECU
IG
ALTB
BECU
ACC
32
31
30
29
32
5D
19
5B
P
GR
GR

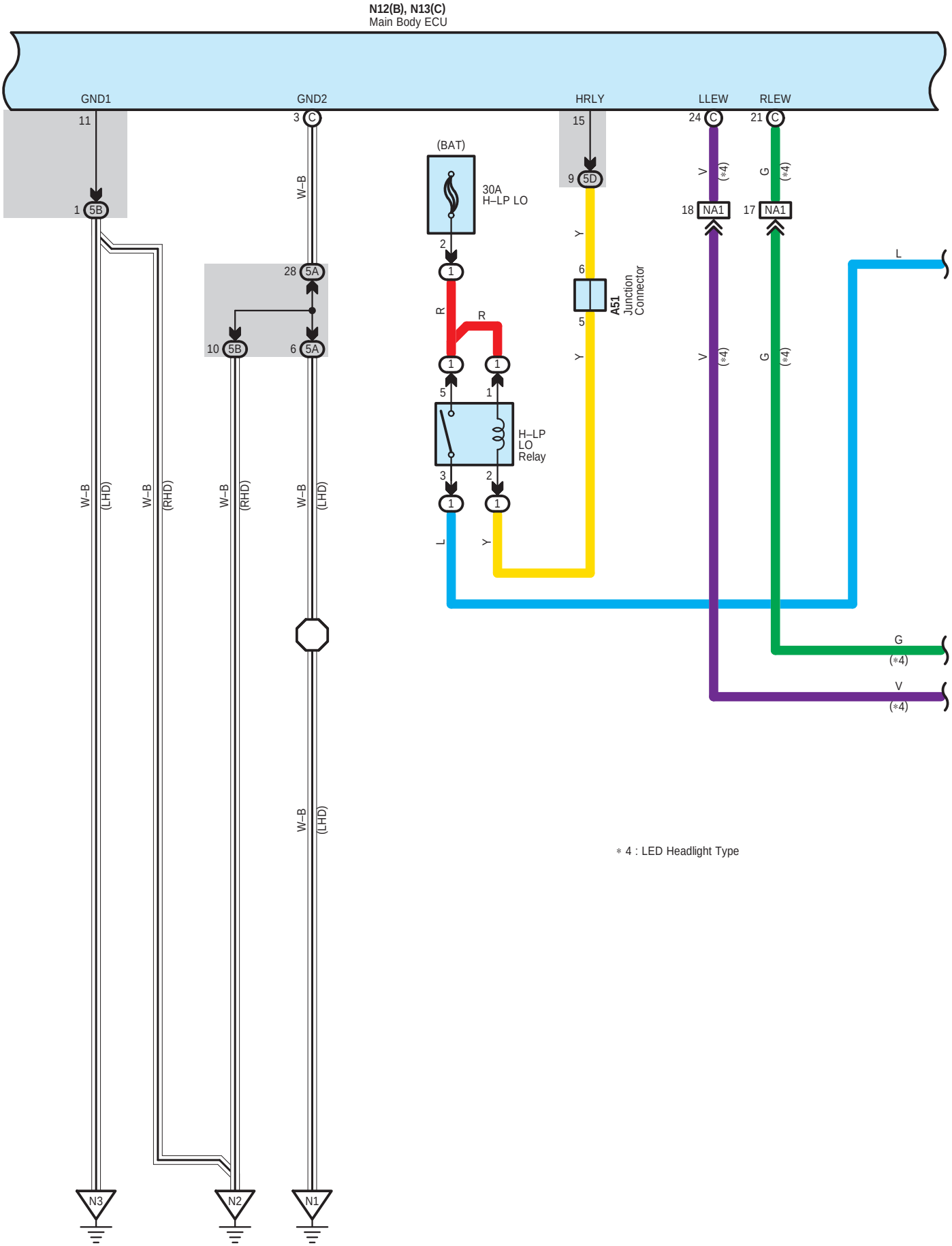

* 4 : LED Headlight Type

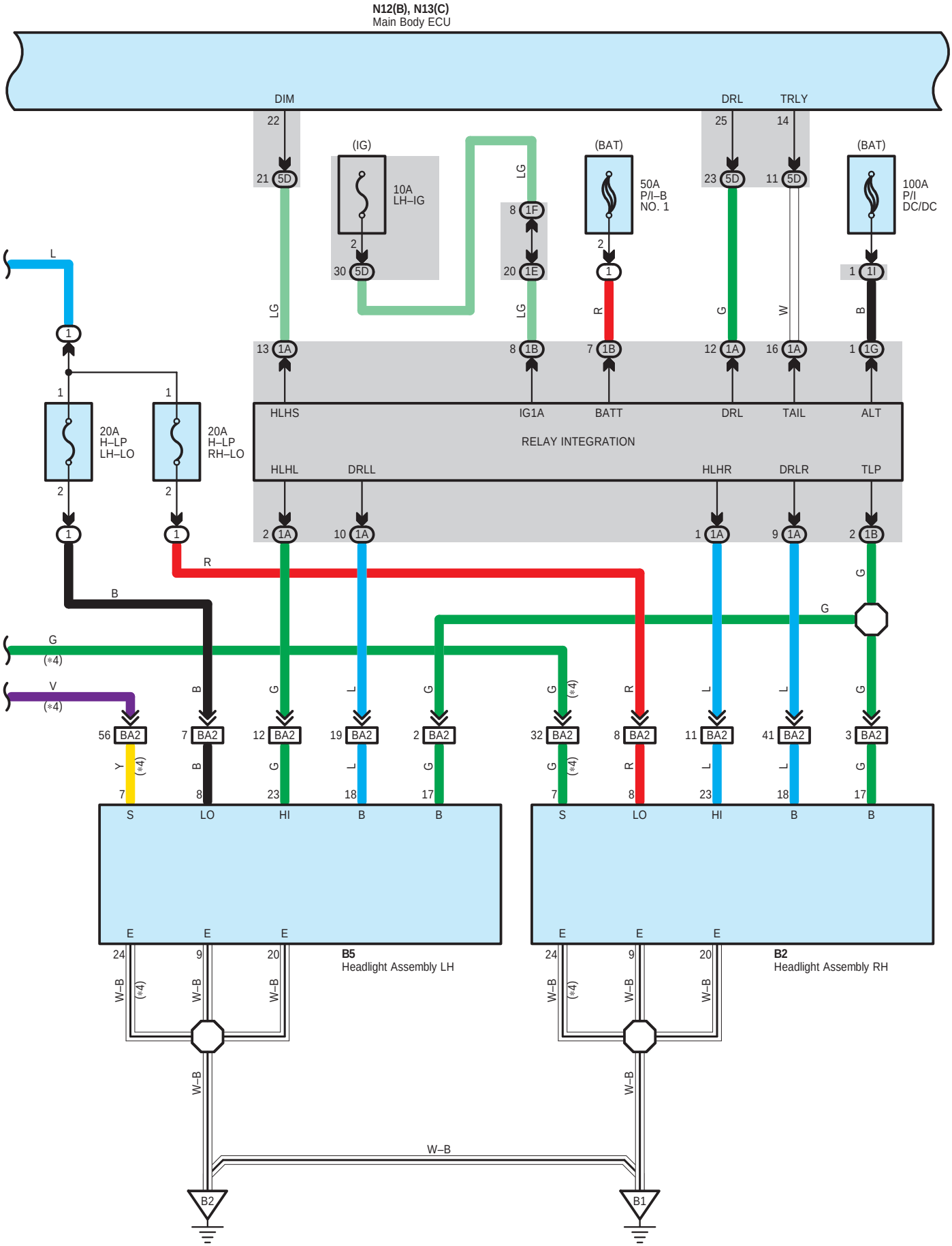
N12(B), N13(C)
Main Body ECU
DIM
DRL
TRLY
(IG)
(BAT)
(BAT)
10A
LH–IG
50A
P/I–B
NO. 1
100A
P/I
DC/DC
20A
H–LP
LH–LO
20A
H–LP
RH–LO
HLHS
IG1A
BATT
DRL
TAIL
ALT
RELAY INTEGRATION
HLHL
DRLL
HLHR
DRLR
TLP
B5
Headlight Assembly LH
B2
Headlight Assembly RH
B2
B1

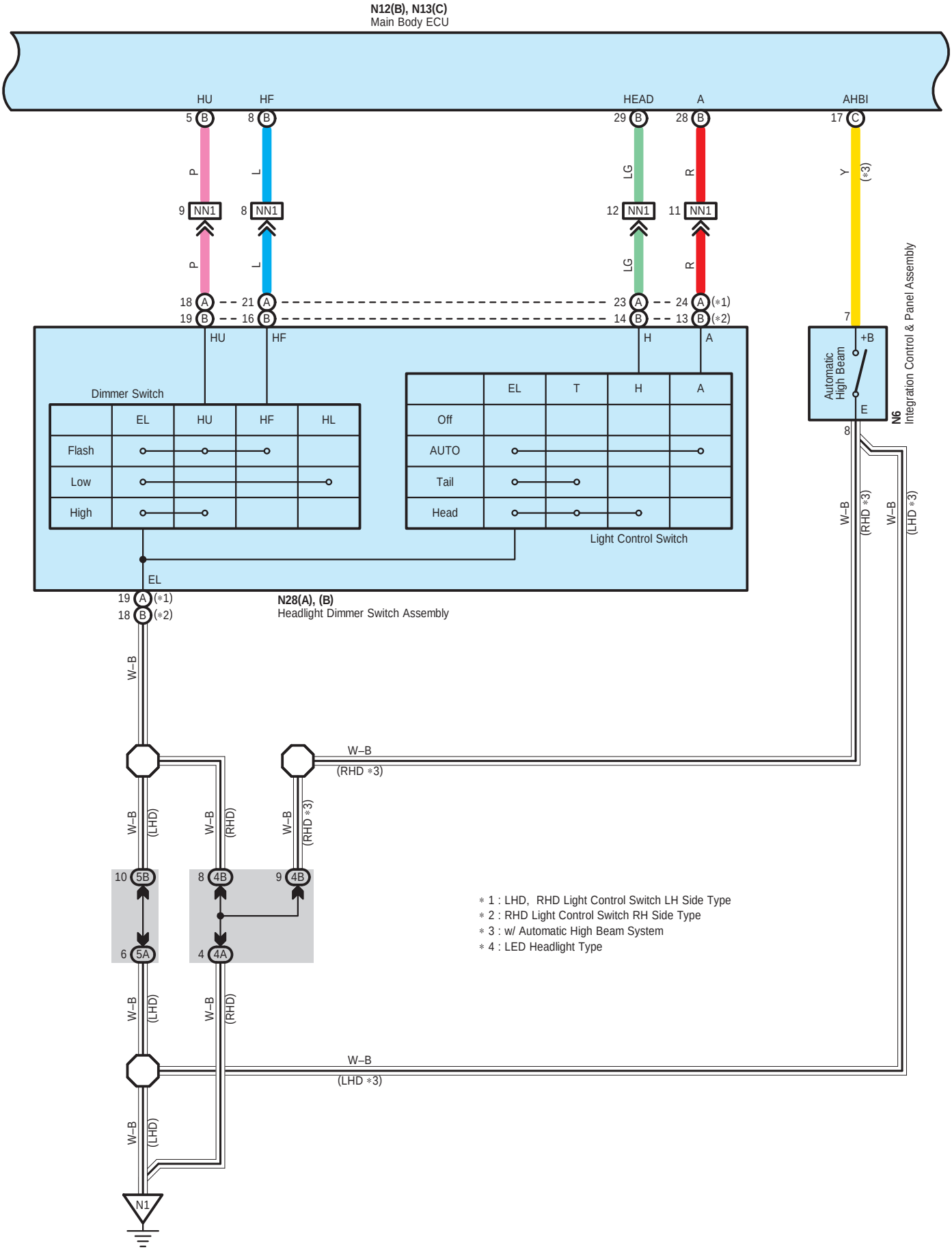
N12(B), N13(C)
Main Body ECU
HU
HF
HEAD
A
AHBI
5 B
8 B
29 B
28 B
17 C
P
L
LG
R
Y
(*3)
9 NN1
8 NN1
12 NN1
11 NN1
18 A
19 B
21 A
16 B
23 A
14 B
24 A (*1)
13 B (*2)
7
+B
E
Automatic High Beam
N6
Integration Control & Panel Assembly
8
Dimmer Switch
EL
HU
HF
HL
Flash
Low
High
T
H
Off
AUTO
Tail
Head
Light Control Switch
W–B
(RHD *3)
(LHD *3)
19 A (*1)
18 B (*2)
N28(A), (B)
Headlight Dimmer Switch Assembly
(LHD)
(RHD)
10 5B
6 5A
8 4B
9 4B
4 4A
N1
* 1 : LHD, RHD Light Control Switch LH Side Type
* 2 : RHD Light Control Switch RH Side Type
* 3 : w/ Automatic High Beam System
* 4 : LED Headlight Type

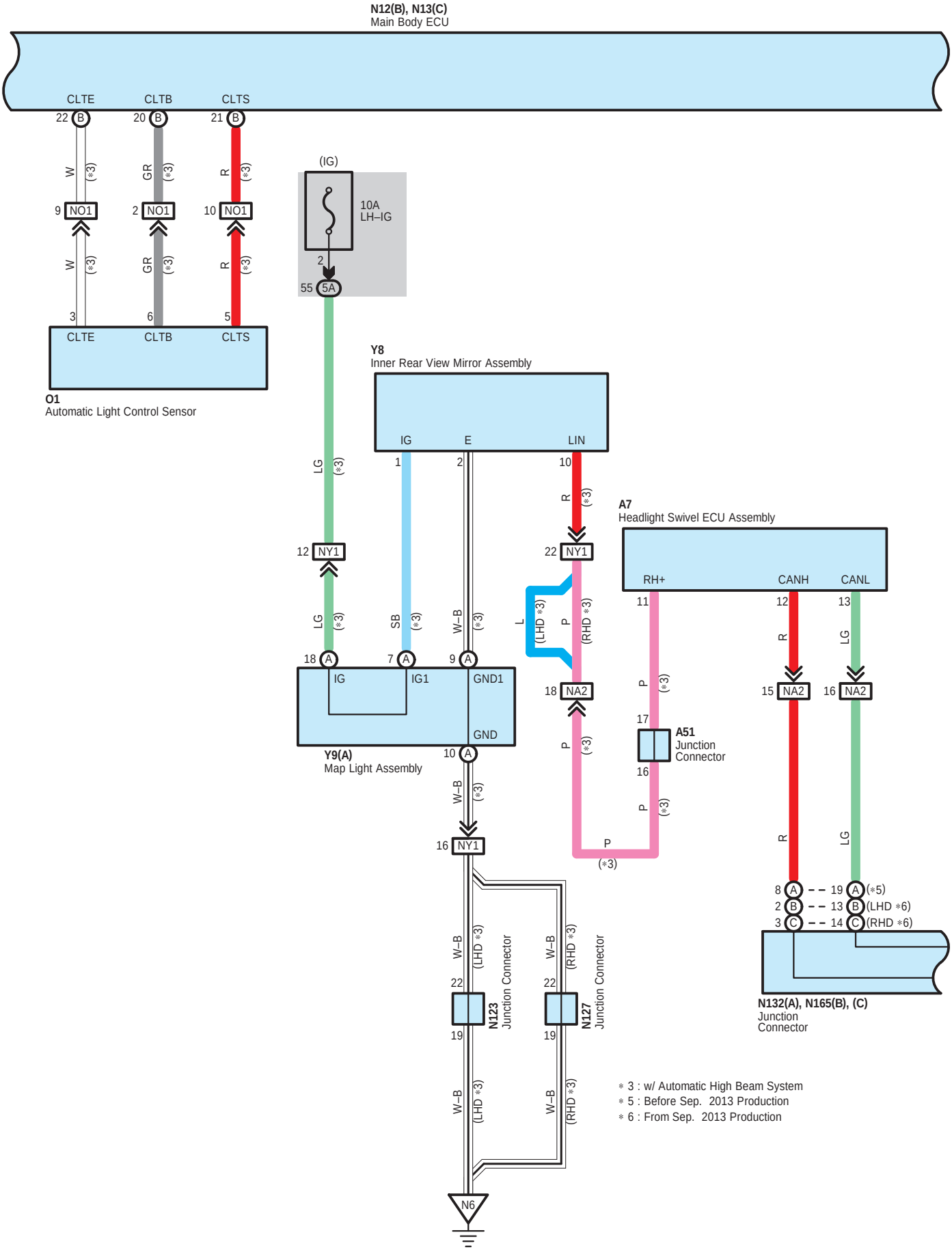
N12(B), N13(C)
Main Body ECU
CLTE
CLTB
CLTS
22 B
20 B
21 B
W
GR
R
(*3)
9 NO1
2 NO1
10 NO1
3
6
5
O1
Automatic Light Control Sensor
(IG)
10A
LH–IG
2
55 5A
Y8
Inner Rear View Mirror Assembly
IG
E
LIN
1
2
10
LG
R
12 NY1
22 NY1
SB
W–B
L
(LHD *3)
P
(RHD *3)
18 A
7 A
9 A
IG
IG1
GND1
GND
Y9(A)
Map Light Assembly
10 A
16 NY1
A7
Headlight Swivel ECU Assembly
RH+
CANH
CANL
11
12
13
18 NA2
15 NA2
16 NA2
17
16
A51
Junction
Connector
8 A
2 B
3 C
19 A (*5)
13 B (LHD *6)
14 C (RHD *6)
N132(A), N165(B), (C)
Junction
Connector
N123
Junction Connector
N127
Junction Connector
N6
* 3 : w/ Automatic High Beam System
* 5 : Before Sep. 2013 Production
* 6 : From Sep. 2013 Production

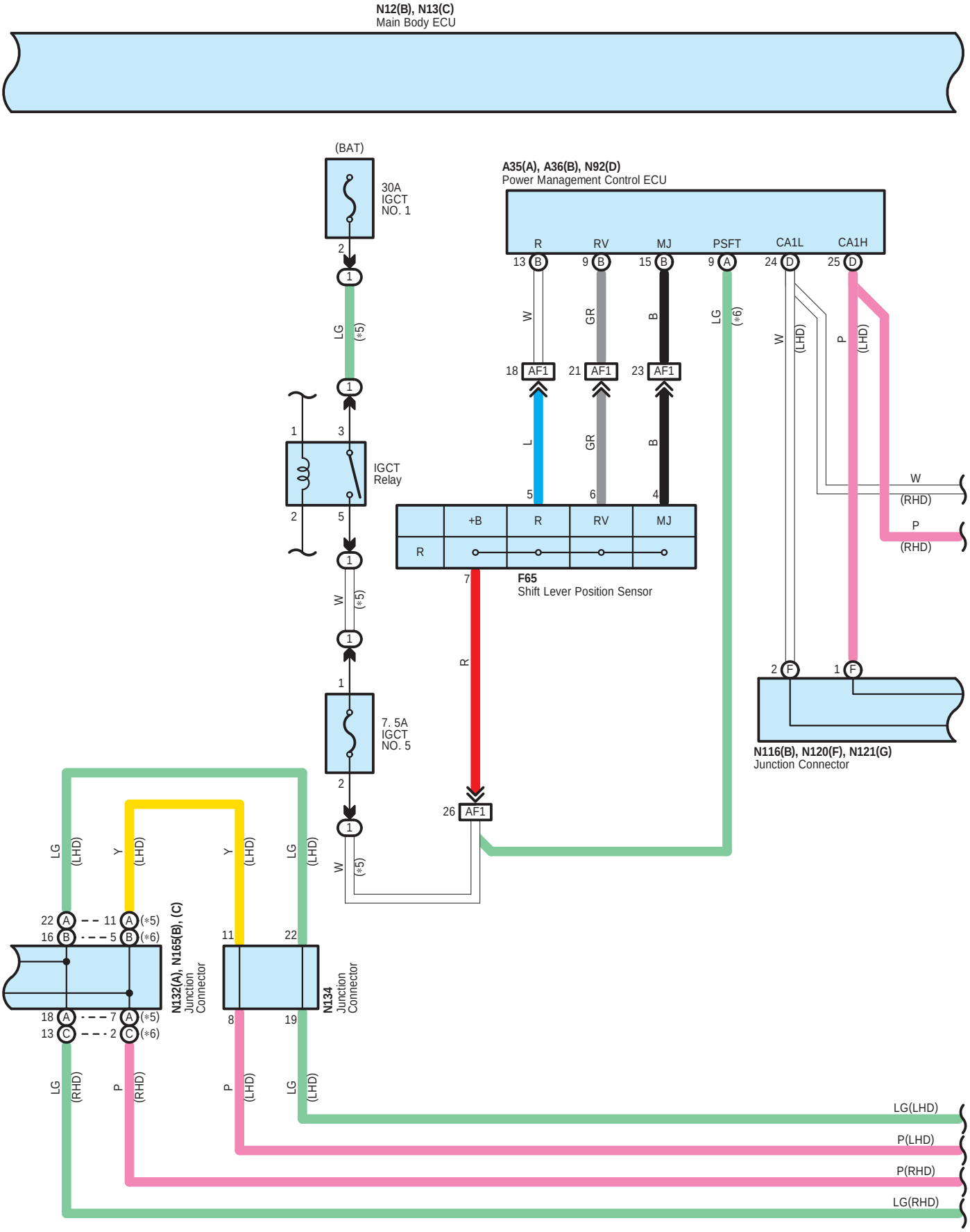
N12(B), N13(C)
Main Body ECU
(BAT)
30A
IGCT
NO. 1
IGCT
Relay
7. 5A
IGCT
NO. 5
A35(A), A36(B), N92(D)
Power Management Control ECU
R
RV
MJ
PSFT
CA1L
CA1H
AF1
F65
Shift Lever Position Sensor
+B
N116(B), N120(F), N121(G)
Junction Connector
N132(A), N165(B), (C)
Junction
Connector
N134
Junction
Connector
LG(LHD)
P(LHD)
P(RHD)
LG(RHD)

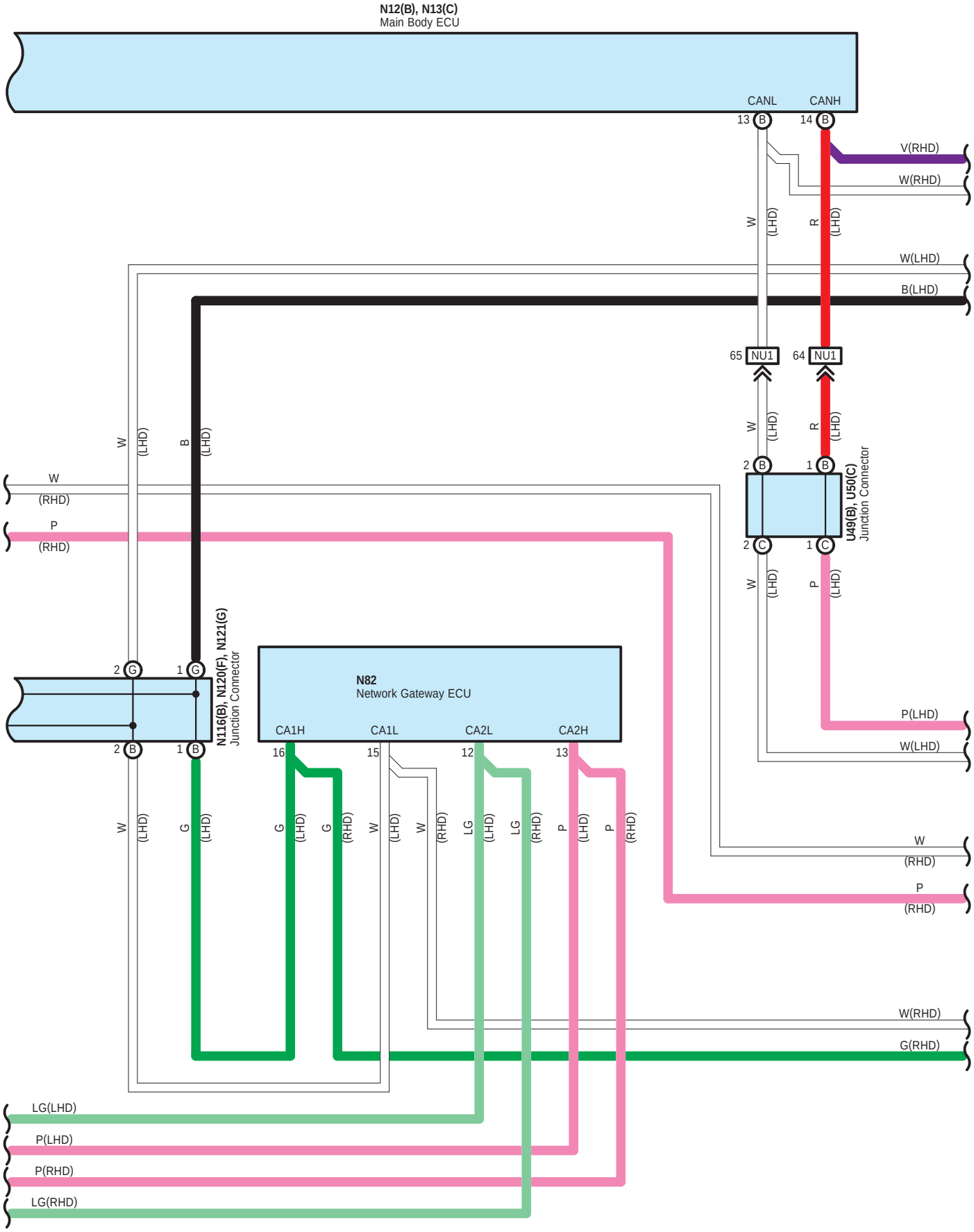
N12(B), N13(C)
Main Body ECU
CANL
CANH
13 B
14 B
V(RHD)
W(RHD)
W (LHD)
R (LHD)
W(LHD)
B(LHD)
65 NU1
64 NU1
W (LHD)
R (LHD)
2 B
1 B
U49(B), U50(C)
Junction Connector
2 C
1 C
W (LHD)
P (LHD)
W (LHD)
B (LHD)
W
(RHD)
P
(RHD)
N116(B), N120(F), N121(G)
Junction Connector
2 G
1 G
2 B
1 B
N82
Network Gateway ECU
CA1H
CA1L
CA2L
CA2H
16
15
12
13
P(LHD)
W(LHD)
W (LHD)
G (LHD)
G (LHD)
G (RHD)
W (LHD)
W (RHD)
LG (LHD)
LG (RHD)
P (LHD)
P (RHD)
W
(RHD)
P
(RHD)
W(RHD)
G(RHD)
LG(LHD)
P(LHD)
P(RHD)
LG(RHD)

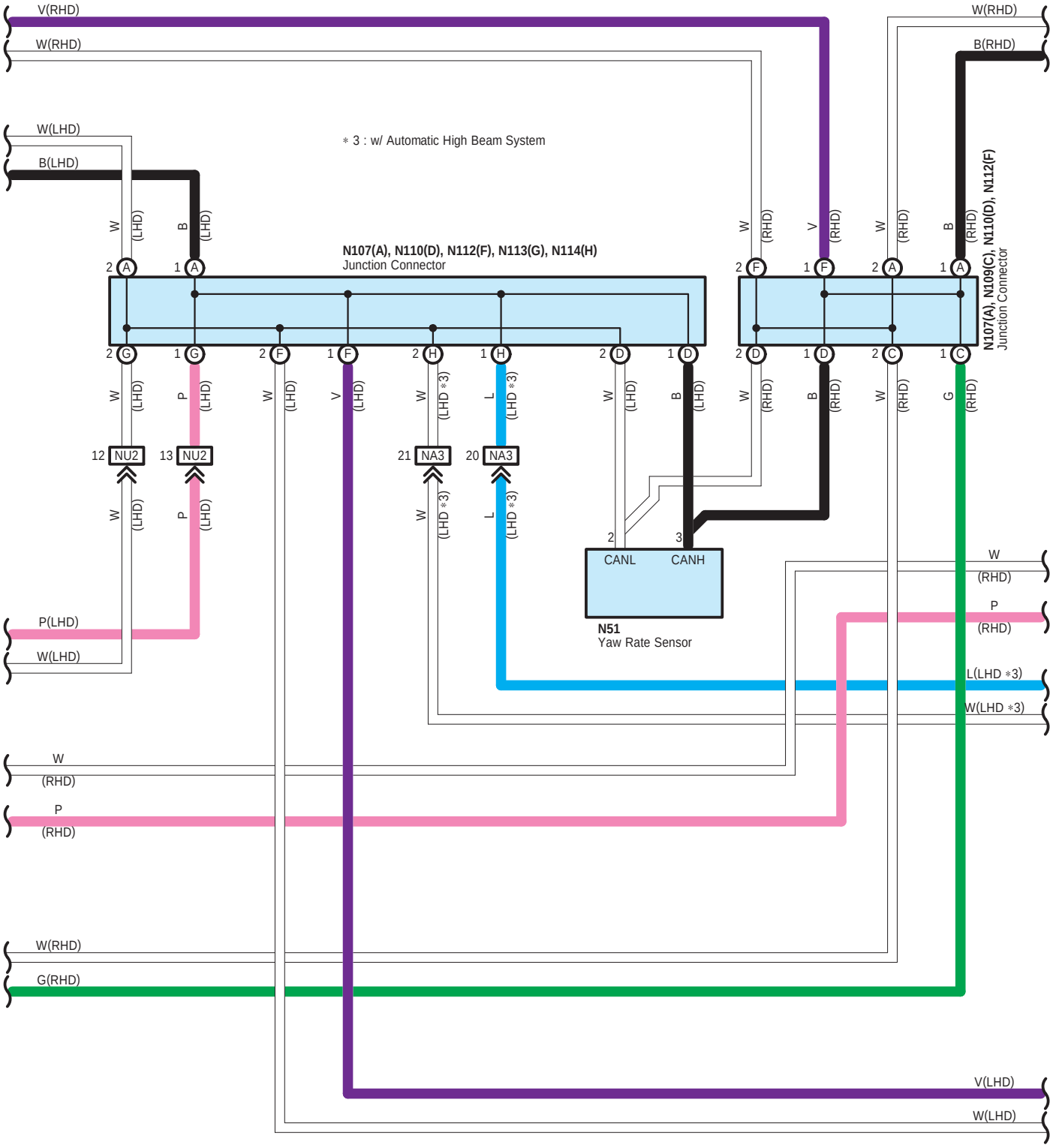
V(RHD)
W(RHD)
W(LHD)
B(LHD)
∗3 : w/ Automatic High Beam System
N107(A), N110(D), N112(F), N113(G), N114(H)
Junction Connector
N107(A), N109(C), N110(D), N112(F)
Junction Connector
12 NU2
13 NU2
21 NA3
20 NA3
CANL
CANH
N51
Yaw Rate Sensor
P(LHD)
L(LHD ∗3)
W(LHD ∗3)
G(RHD)
V(LHD)

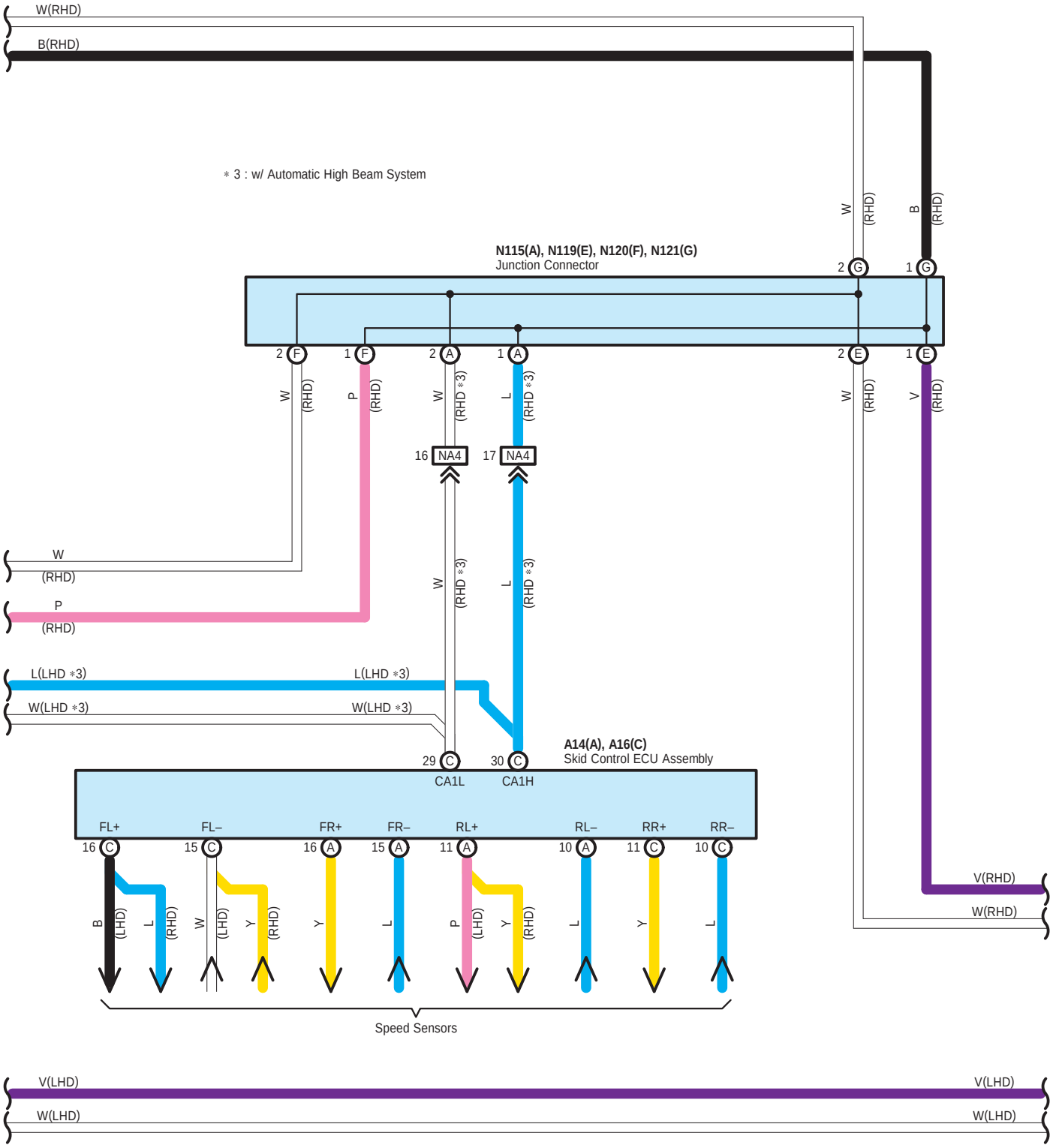
W(RHD)
B(RHD)
* 3 : w/ Automatic High Beam System
N115(A), N119(E), N120(F), N121(G)
Junction Connector
2 G
1 G
2 F
1 F
2 A
1 A
2 E
1 E
W (RHD)
P (RHD)
W (RHD *3)
L (RHD *3)
W (RHD)
V (RHD)
16 NA4
17 NA4
W (RHD)
P (RHD)
L(LHD *3)
W(LHD *3)
A14(A), A16(C)
Skid Control ECU Assembly
29 C
30 C
CA1L
CA1H
FL+
FL–
FR+
FR–
RL+
RL–
RR+
RR–
16 C
15 C
16 A
15 A
11 A
10 A
11 C
10 C
B (LHD)
L (RHD)
W (LHD)
Y (RHD)
Y
L
P (LHD)
Y (RHD)
L
Y
L
V(RHD)
W(RHD)
Speed Sensors
V(LHD)
W(LHD)

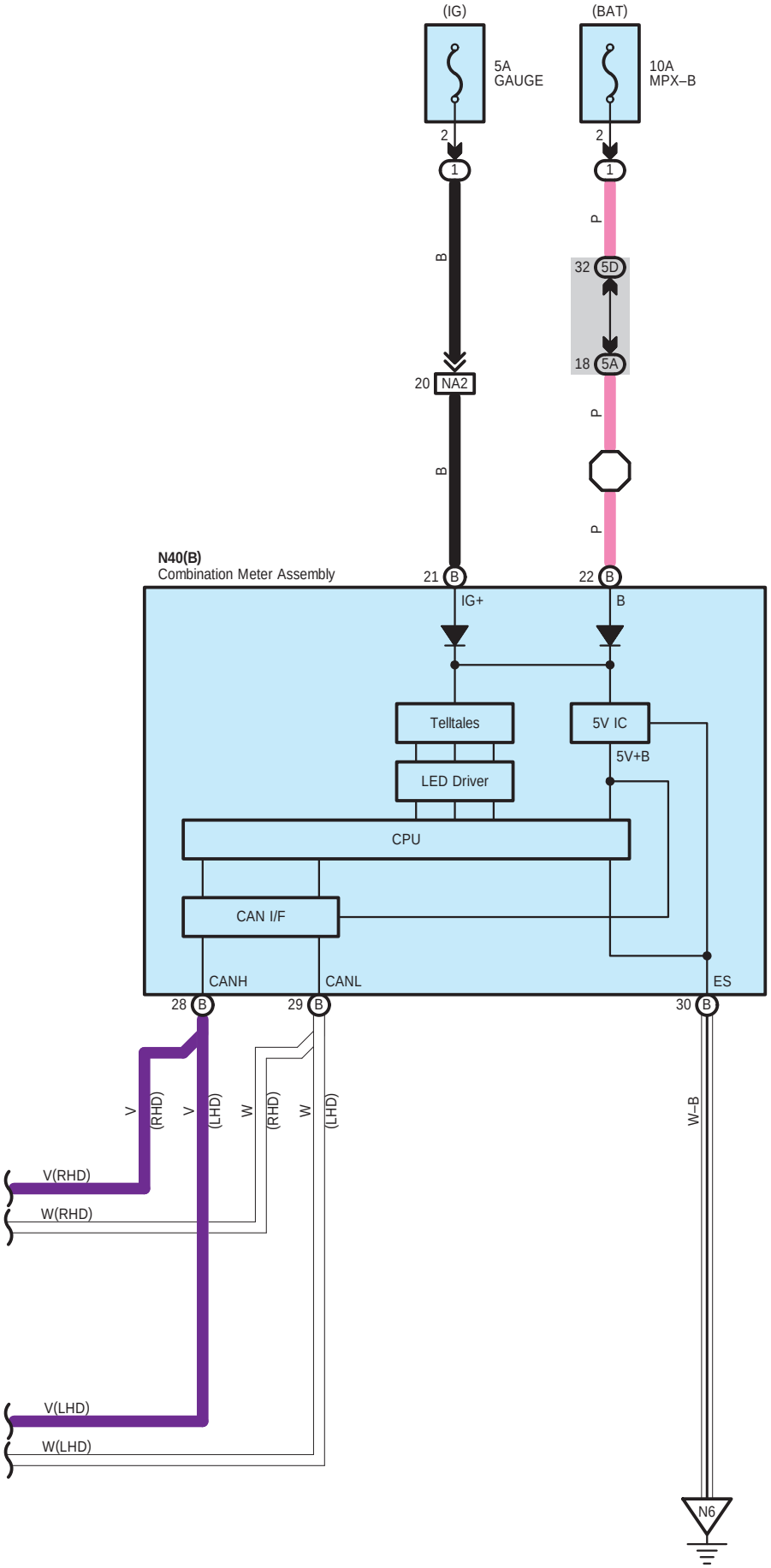
(IG)
(BAT)
5A
GAUGE
10A
MPX–B
2
1
B
20
NA2
P
32
5D
18
5A
N40(B)
Combination Meter Assembly
21
22
IG+
B
Telltales
5V IC
5V+B
LED Driver
CPU
CAN I/F
CANH
CANL
ES
28
29
30
V
(RHD)
(LHD)
W
W–B
V(RHD)
W(RHD)
V(LHD)
W(LHD)
N6

A 7
White

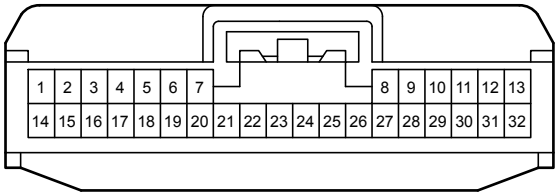

A 14
Black

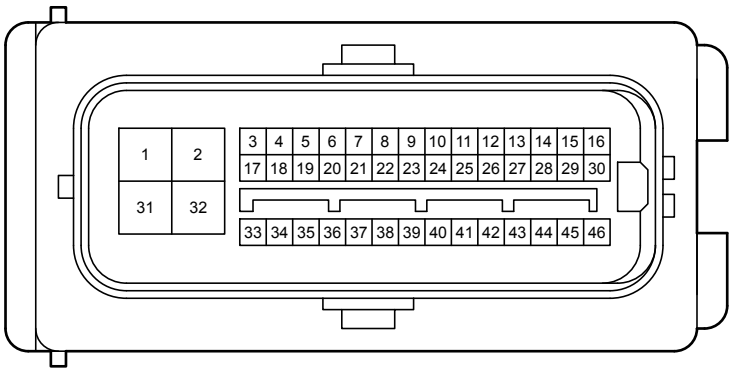

A 16
Gray

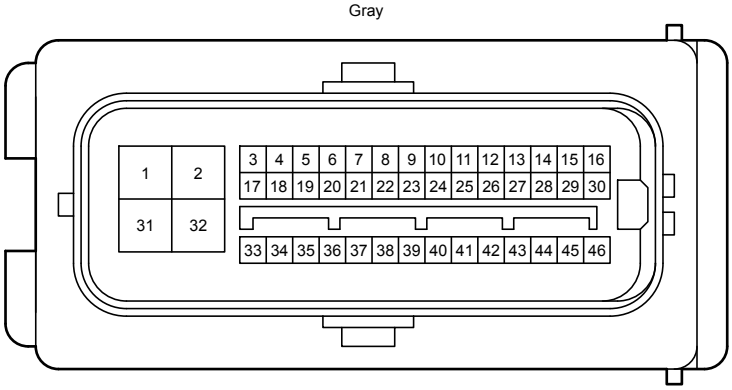

A 35
Gray

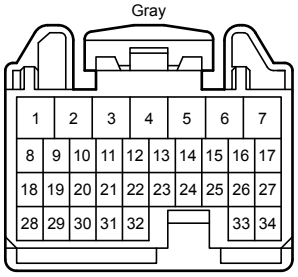

A 36
Gray

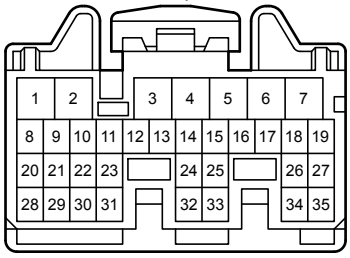

A 51
Blue

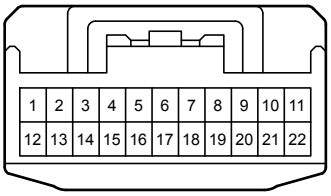

B 2
Black

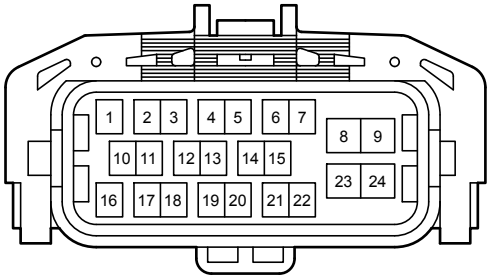

B 5
Black

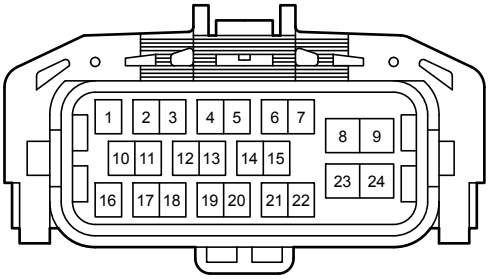

F 65
Gray

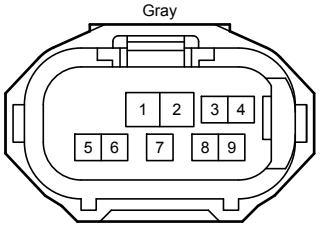

N 6
Black



N 12
White

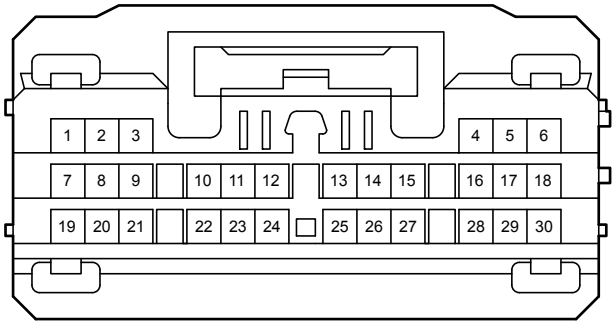

N 13
White

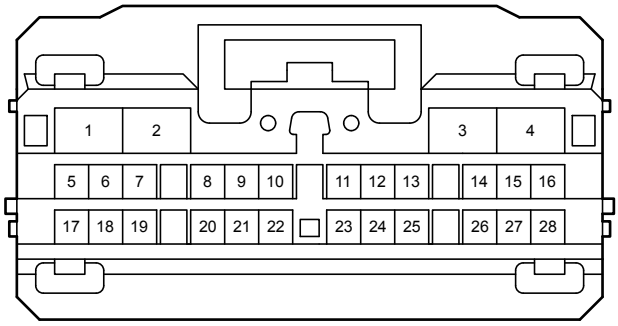

N 28
Black

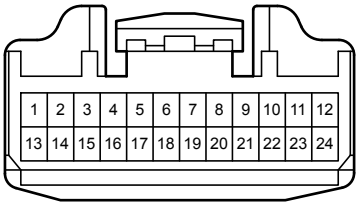

N 40
Black

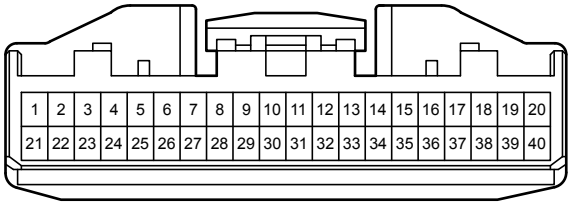

N 51
Black



N 82
White

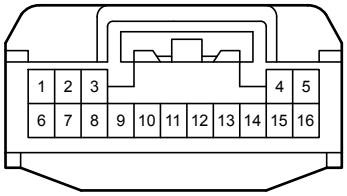

N 92
Gray

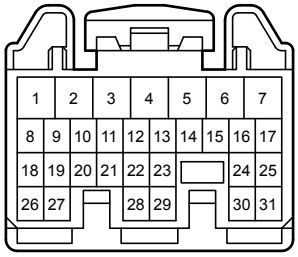

N107
White

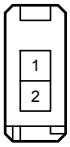

N109
White

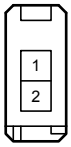

N110
White

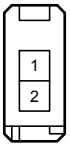

N112
White

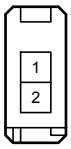

N113
White

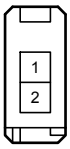

N114
White

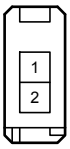

N115
White

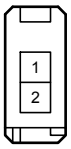

N116
White

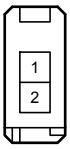

N119
White

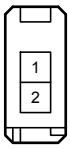

N120
White

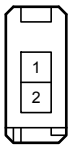

N121
White

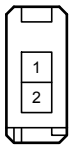

N123
Blue

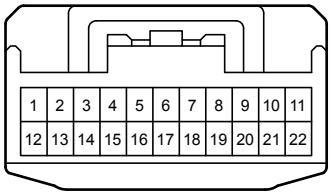

N127
Blue

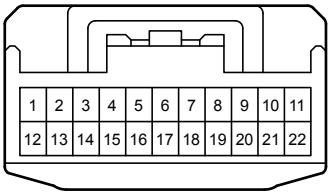

N132
Black

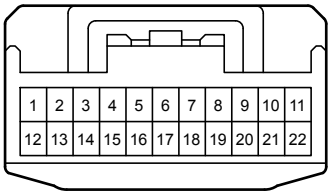

N134
Black

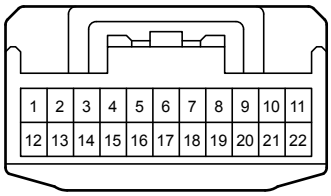

N165
Black

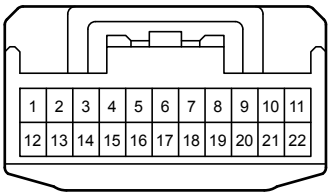

O 1
Blue

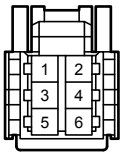

U 49
White

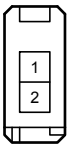

U 50
White

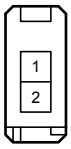

Y 8
Black

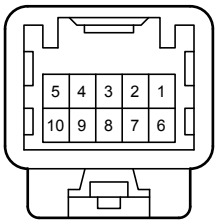

Y 9
White

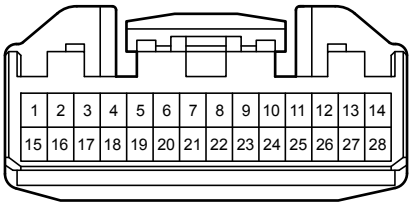

1A
Black

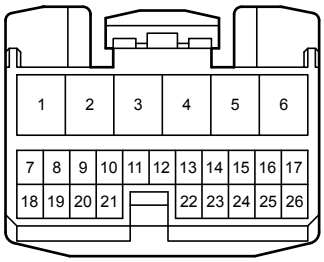

1B
Black

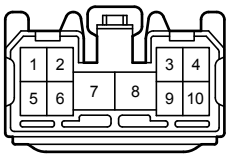

1E
White

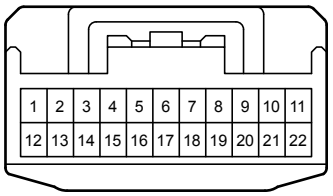

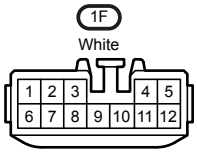
1F
White
1 2 3 4 5
6 7 8 9 10 11 12


1G
Black
1

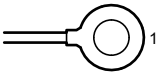
1I
White
1

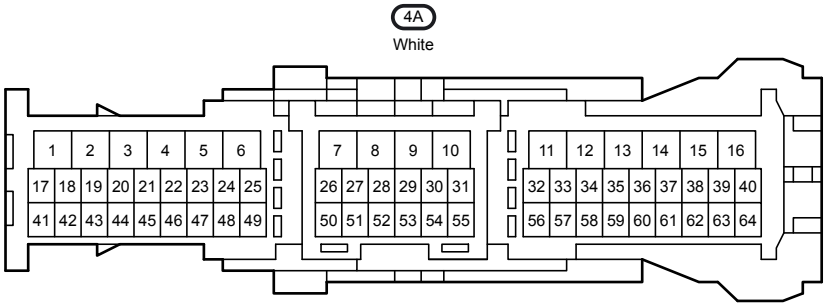
4A
White
1 2 3 4 5 6 7 8 9 10 11 12 13 14 15 16
17 18 19 20 21 22 23 24 25 26 27 28 29 30 31 32 33 34 35 36 37 38 39 40
41 42 43 44 45 46 47 48 49 50 51 52 53 54 55 56 57 58 59 60 61 62 63 64

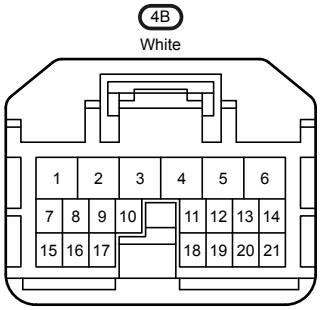
4B
White
1 2 3 4 5 6
7 8 9 10 11 12 13 14
15 16 17 18 19 20 21

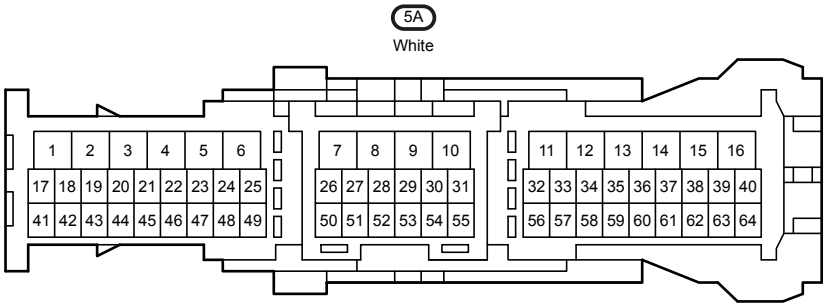
5A
White
1 2 3 4 5 6 7 8 9 10 11 12 13 14 15 16
17 18 19 20 21 22 23 24 25 26 27 28 29 30 31 32 33 34 35 36 37 38 39 40
41 42 43 44 45 46 47 48 49 50 51 52 53 54 55 56 57 58 59 60 61 62 63 64

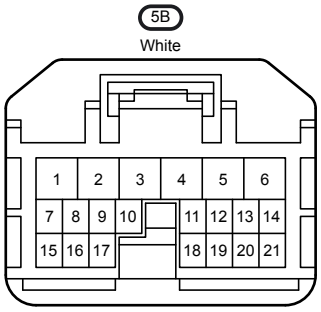
5B
White
1 2 3 4 5 6
7 8 9 10 11 12 13 14
15 16 17 18 19 20 21

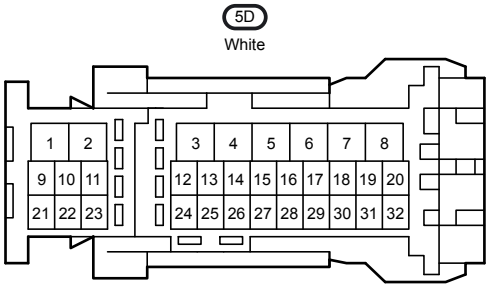
5D
White
1 2 3 4 5 6 7 8
9 10 11 12 13 14 15 16 17 18 19 20
21 22 23 24 25 26 27 28 29 30 31 32

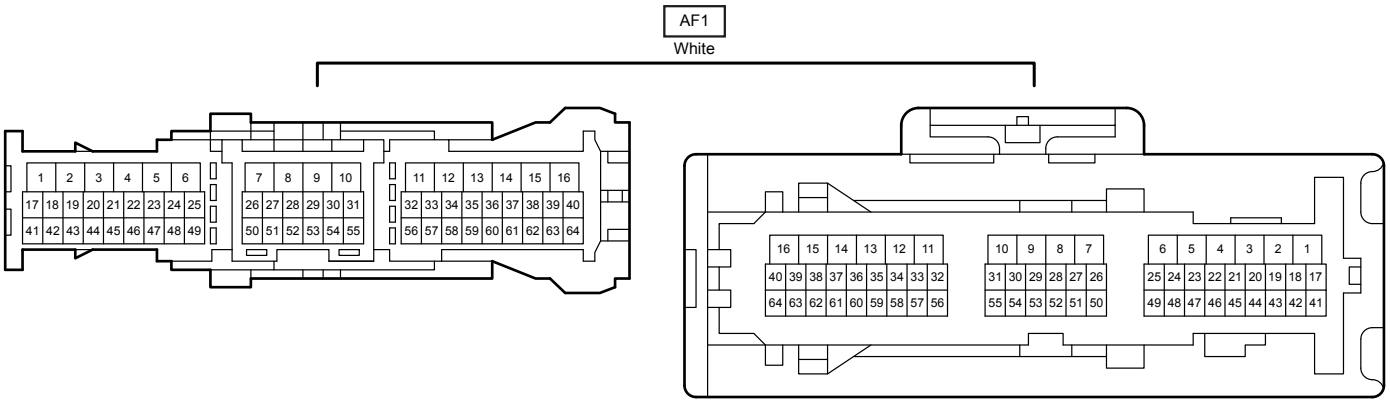
AF1
White
1 2 3 4 5 6 7 8 9 10 11 12 13 14 15 16
17 18 19 20 21 22 23 24 25 26 27 28 29 30 31 32 33 34 35 36 37 38 39 40
41 42 43 44 45 46 47 48 49 50 51 52 53 54 55 56 57 58 59 60 61 62 63 64
16 15 14 13 12 11 10 9 8 7 6 5 4 3 2 1
40 39 38 37 36 35 34 33 32 31 30 29 28 27 26 25 24 23 22 21 20 19 18 17
64 63 62 61 60 59 58 57 56 55 54 53 52 51 50 49 48 47 46 45 44 43 42 41

BA2
White

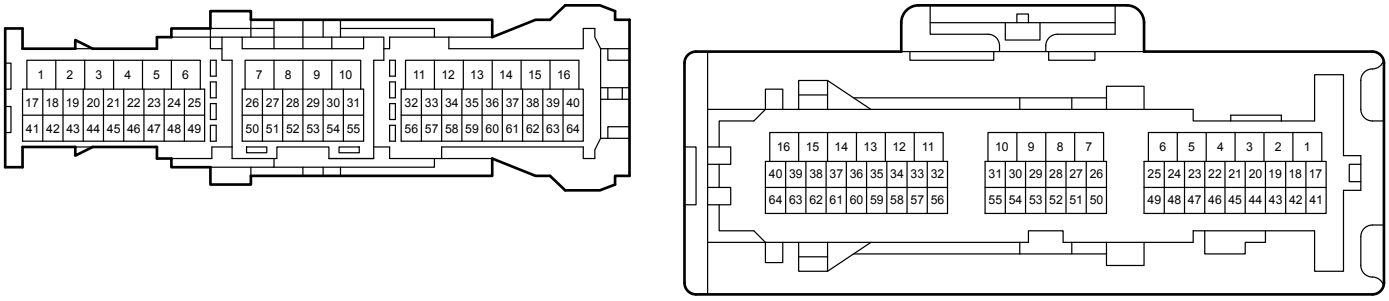

NA1
White

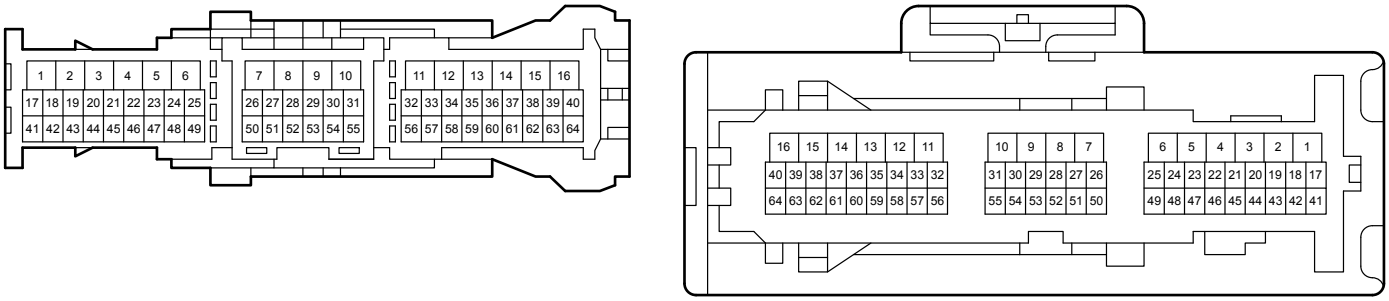

NA2
White

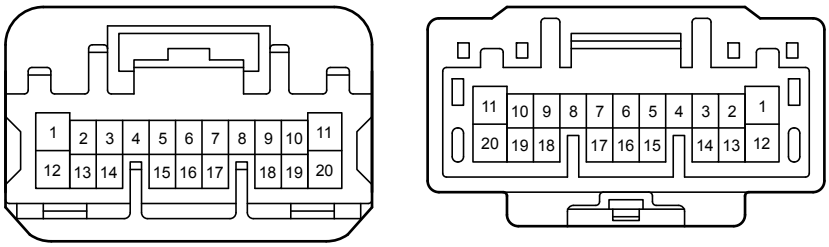

NA3
White

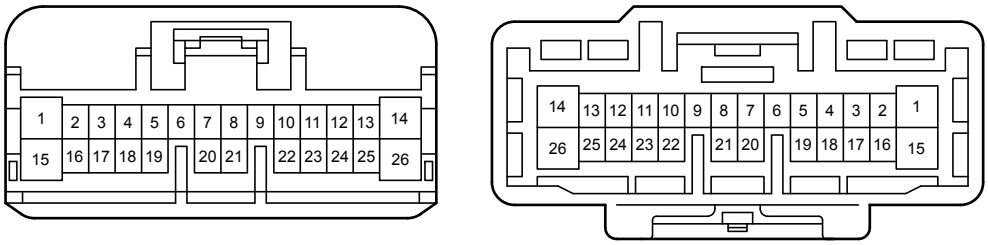

NA4
Gray

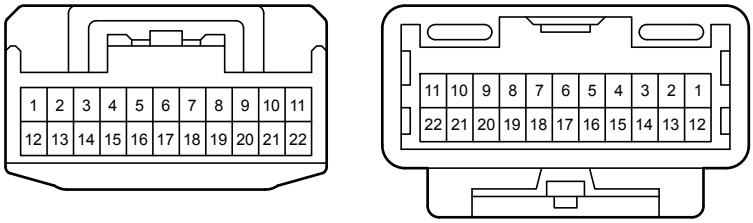

NN1
White

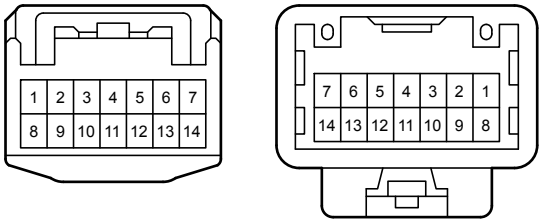

NO1
White

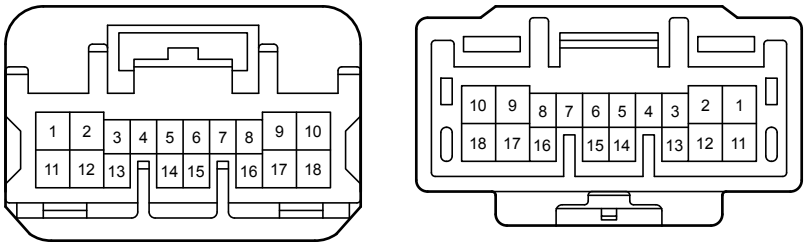

NU1
White

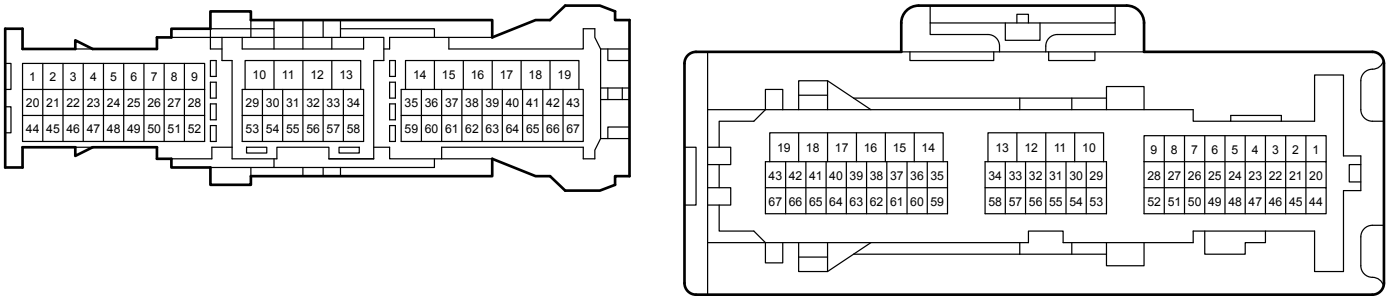

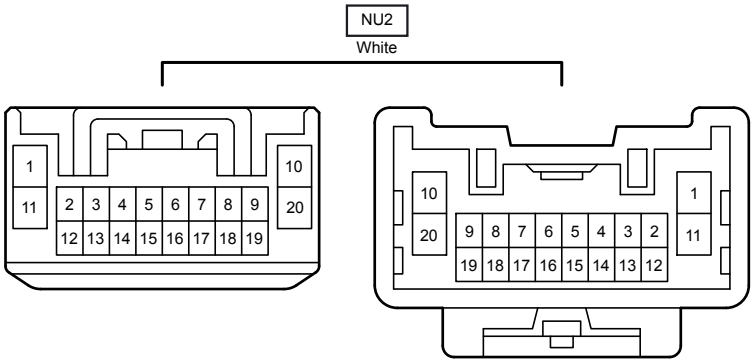
NU2
White
1
10
11
2 3 4 5 6 7 8 9
20
12 13 14 15 16 17 18 19
10
1
20
9 8 7 6 5 4 3 2
11
19 18 17 16 15 14 13 12

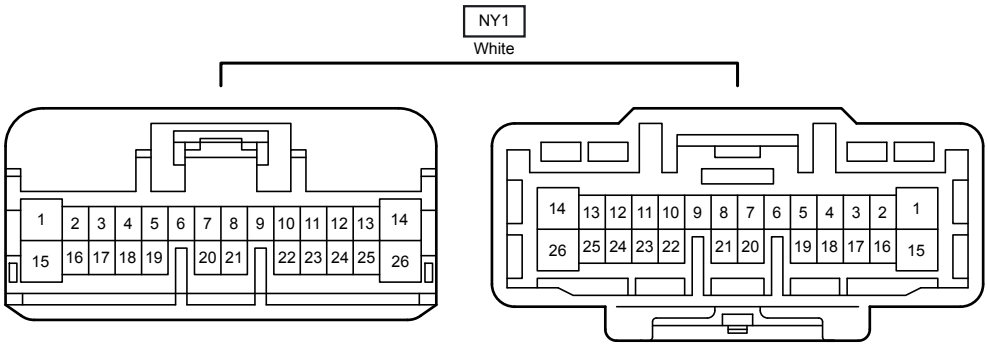
NY1
White
1 2 3 4 5 6 7 8 9 10 11 12 13 14
15 16 17 18 19 20 21 22 23 24 25 26
14 13 12 11 10 9 8 7 6 5 4 3 2 1
26 25 24 23 22 21 20 19 18 17 16 15