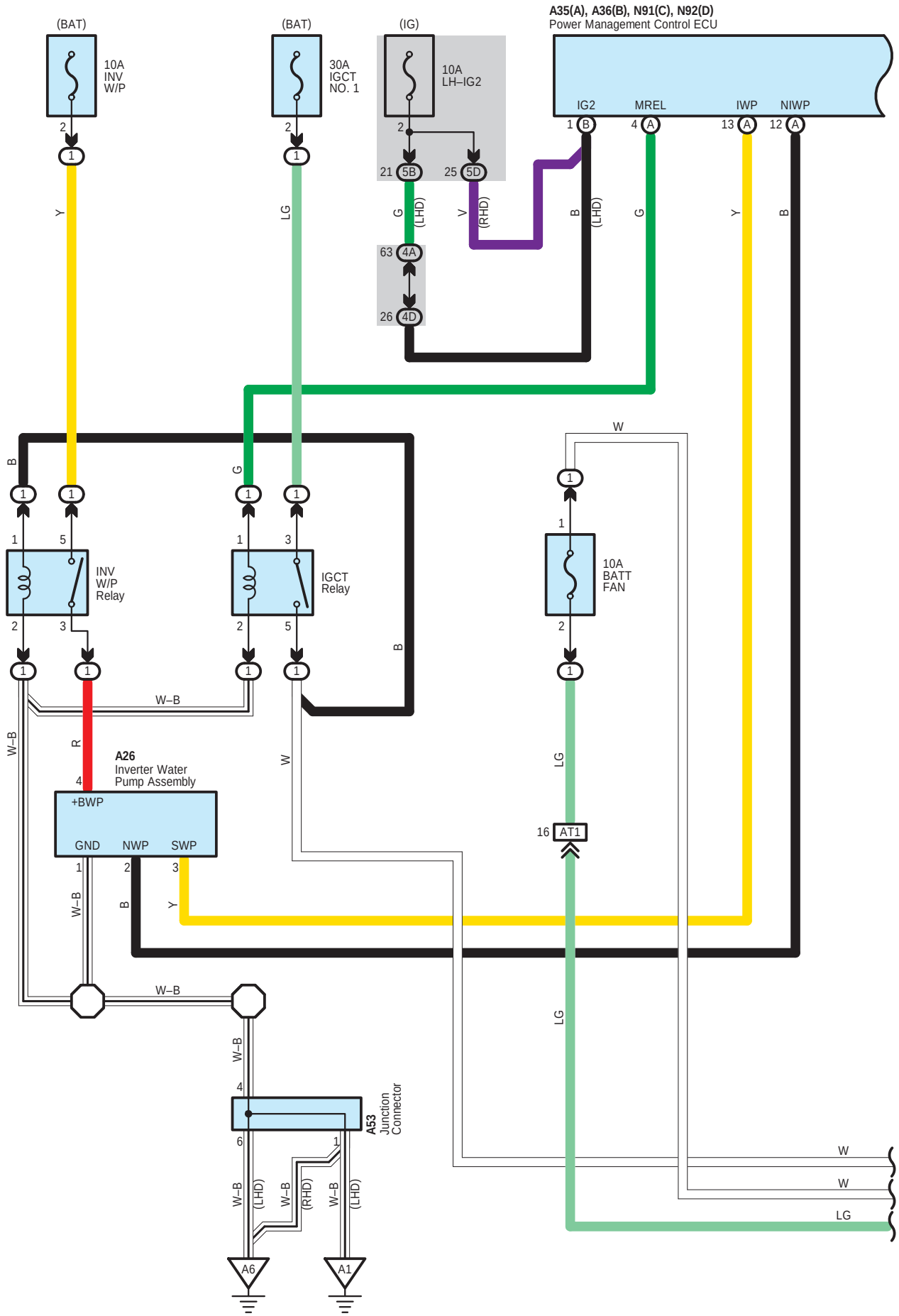
(BAT)
10A
INV
W/P
(BAT)
30A
IGCT
NO. 1
(IG)
10A
LH–IG2
A35(A), A36(B), N91(C), N92(D)
Power Management Control ECU
IG2
MREL
IWP
NIWP
INV
W/P
Relay
IGCT
Relay
10A
BATT
FAN
A26
Inverter Water
Pump Assembly
+BWP
GND
NWP
SWP
AT1
A53
Junction
Connector
A6
A1
(LHD)
(RHD)
W–B

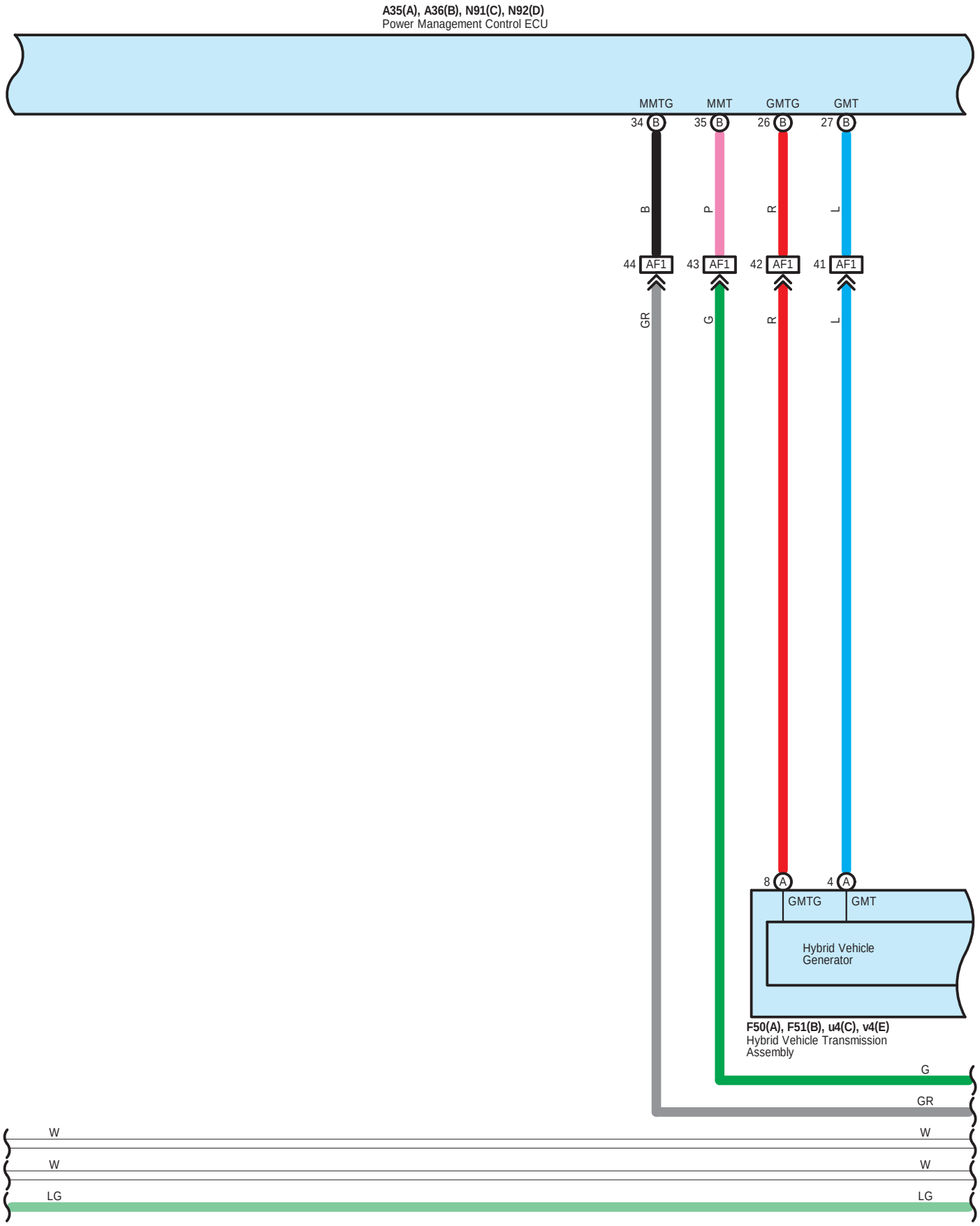
A35(A), A36(B), N91(C), N92(D)
Power Management Control ECU
MMTG
MMT
GMTG
GMT
34 B
35 B
26 B
27 B
B
P
R
L
44 AF1
43 AF1
42 AF1
41 AF1
GR
G
R
L
8 A
4 A
GMTG
GMT
Hybrid Vehicle Generator
F50(A), F51(B), u4(C), v4(E)
Hybrid Vehicle Transmission Assembly
G
GR
W
W
W
W
LG
LG

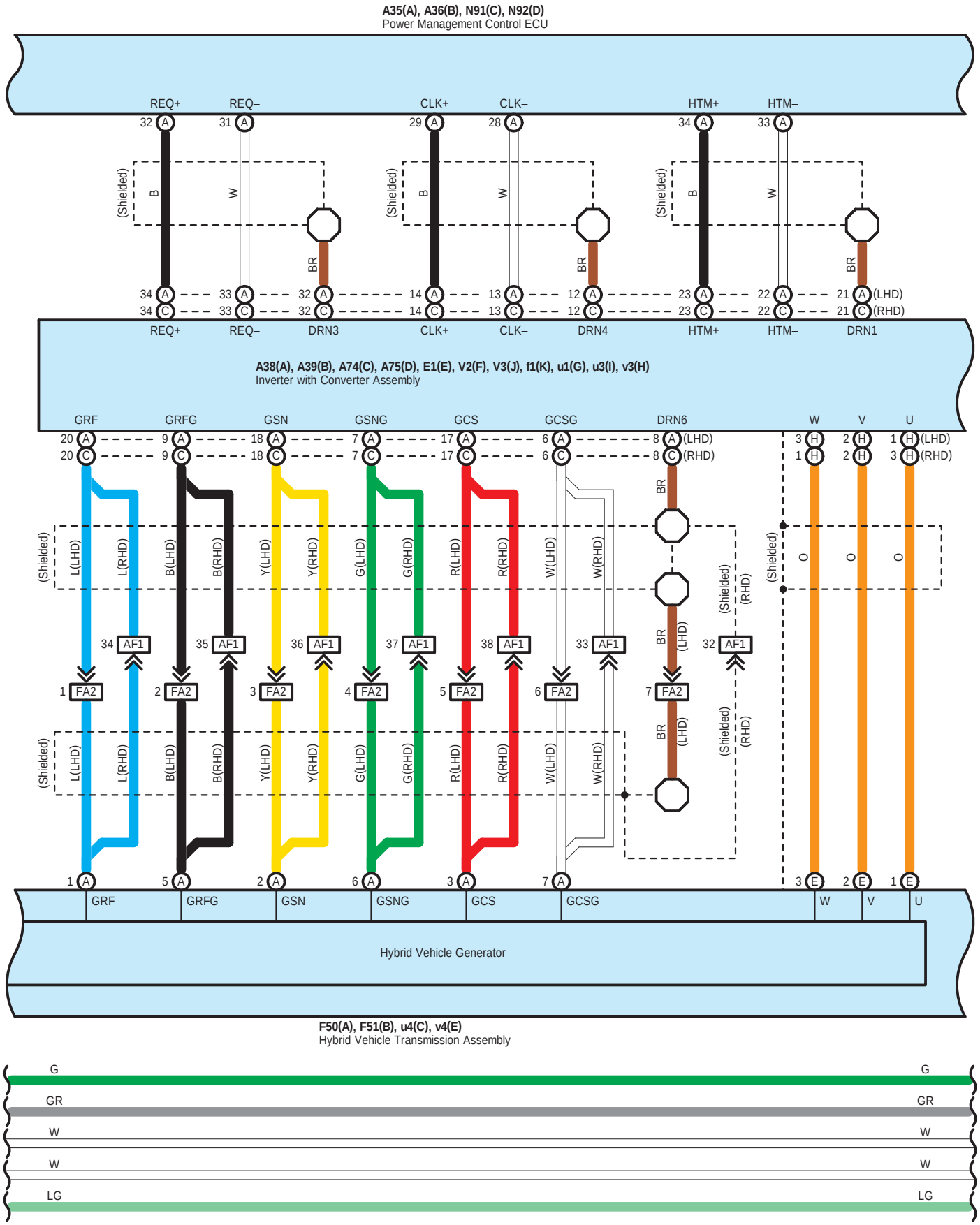
A35(A), A36(B), N91(C), N92(D)
Power Management Control ECU
REQ+
REQ–
CLK+
CLK–
HTM+
HTM–
(Shielded)
B
W
BR
(LHD)
(RHD)
DRN3
DRN4
DRN1
A38(A), A39(B), A74(C), A75(D), E1(E), V2(F), V3(J), f1(K), u1(G), u3(I), v3(H)
Inverter with Converter Assembly
GRF
GRFG
GSN
GSNG
GCS
GCSG
DRN6
W
V
U
L(LHD)
L(RHD)
B(LHD)
B(RHD)
Y(LHD)
Y(RHD)
G(LHD)
G(RHD)
R(LHD)
R(RHD)
W(LHD)
W(RHD)
O
AF1
FA2
Hybrid Vehicle Generator
F50(A), F51(B), u4(C), v4(E)
Hybrid Vehicle Transmission Assembly
G
GR
W
LG

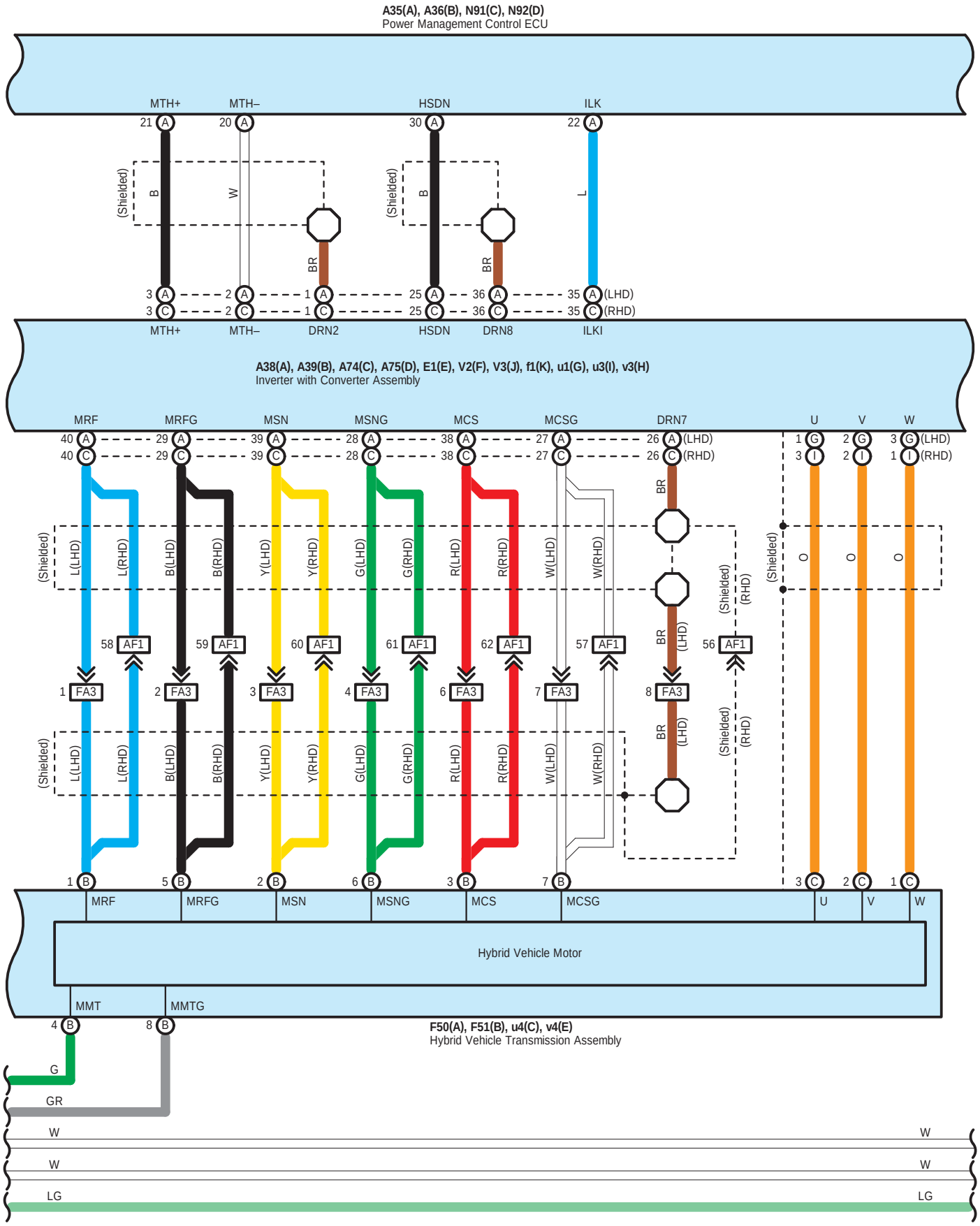
A35(A), A36(B), N91(C), N92(D)
Power Management Control ECU
MTH+
MTH–
HSDN
ILK
(Shielded)
B
W
BR
L
(LHD)
(RHD)
MTH+
MTH–
DRN2
HSDN
DRN8
ILKI
A38(A), A39(B), A74(C), A75(D), E1(E), V2(F), V3(J), f1(K), u1(G), u3(I), v3(H)
Inverter with Converter Assembly
MRF
MRFG
MSN
MSNG
MCS
MCSG
DRN7
U
V
W
L(LHD)
L(RHD)
B(LHD)
B(RHD)
Y(LHD)
Y(RHD)
G(LHD)
G(RHD)
R(LHD)
R(RHD)
W(LHD)
W(RHD)
O
AF1
FA3
Hybrid Vehicle Motor
MMT
MMTG
F50(A), F51(B), u4(C), v4(E)
Hybrid Vehicle Transmission Assembly
G
GR
W
LG

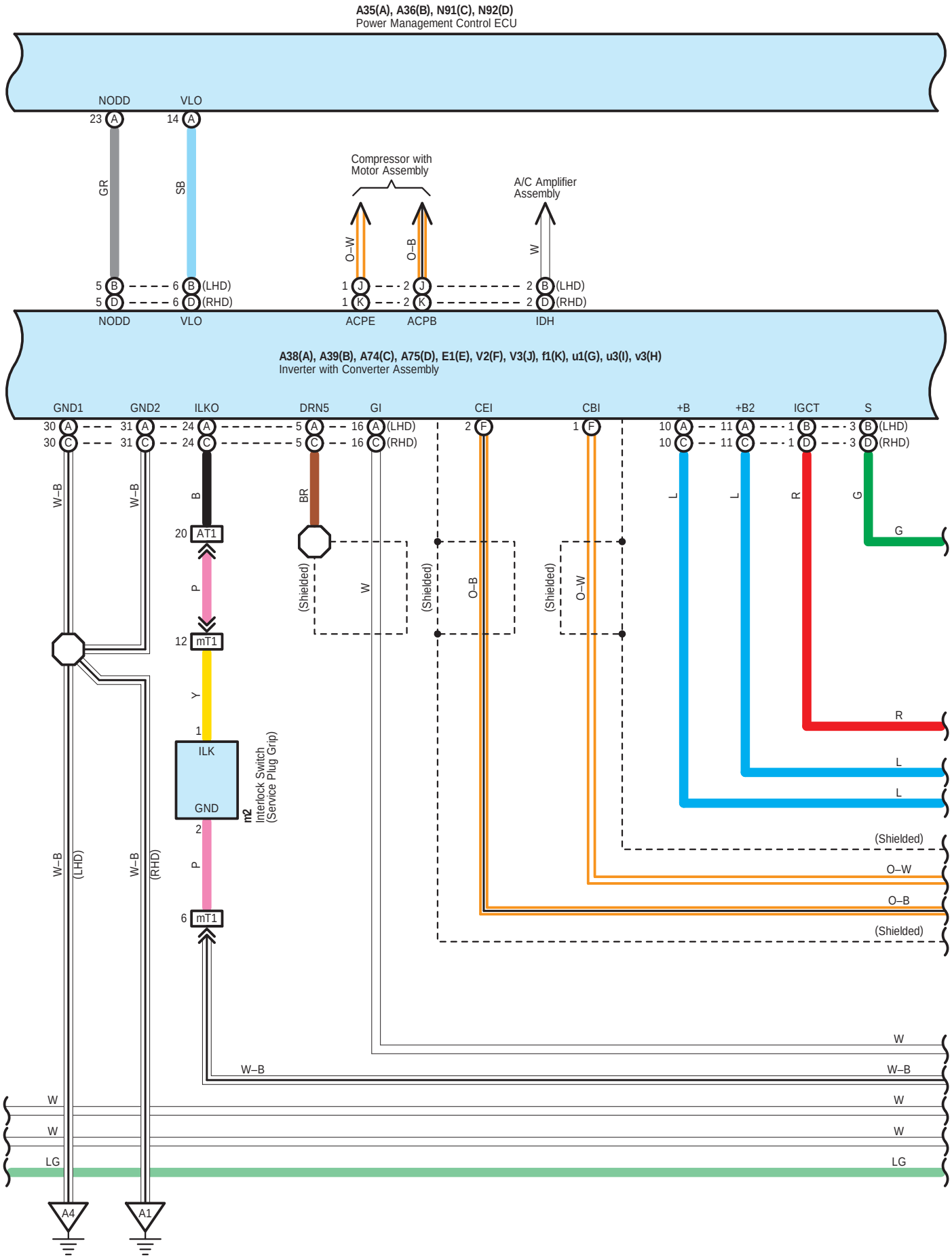
A35(A), A36(B), N91(C), N92(D)
Power Management Control ECU
NODD
VLO
23 A
14 A
GR
SB
Compressor with Motor Assembly
A/C Amplifier Assembly
O–W
O–B
W
5 B
6 B (LHD)
5 D
6 D (RHD)
1 J
2 J
2 B (LHD)
1 K
2 K
2 D (RHD)
NODD
VLO
ACPE
ACPB
IDH
A38(A), A39(B), A74(C), A75(D), E1(E), V2(F), V3(J), f1(K), u1(G), u3(I), v3(H)
Inverter with Converter Assembly
GND1
GND2
ILKO
DRN5
GI
CEI
CBI
+B
+B2
IGCT
S
30 A
31 A
24 A
5 A
16 A (LHD)
2 F
1 F
10 A
11 A
1 B
3 B (LHD)
30 C
31 C
24 C
5 C
16 C (RHD)
10 C
11 C
1 D
3 D (RHD)
W–B
B
BR
L
R
G
20 AT1
P
12 mT1
Y
1
ILK
GND
2
6 mT1
m2
Interlock Switch
(Service Plug Grip)
(Shielded)
W
O–B
O–W
(LHD)
(RHD)
A4
A1
LG

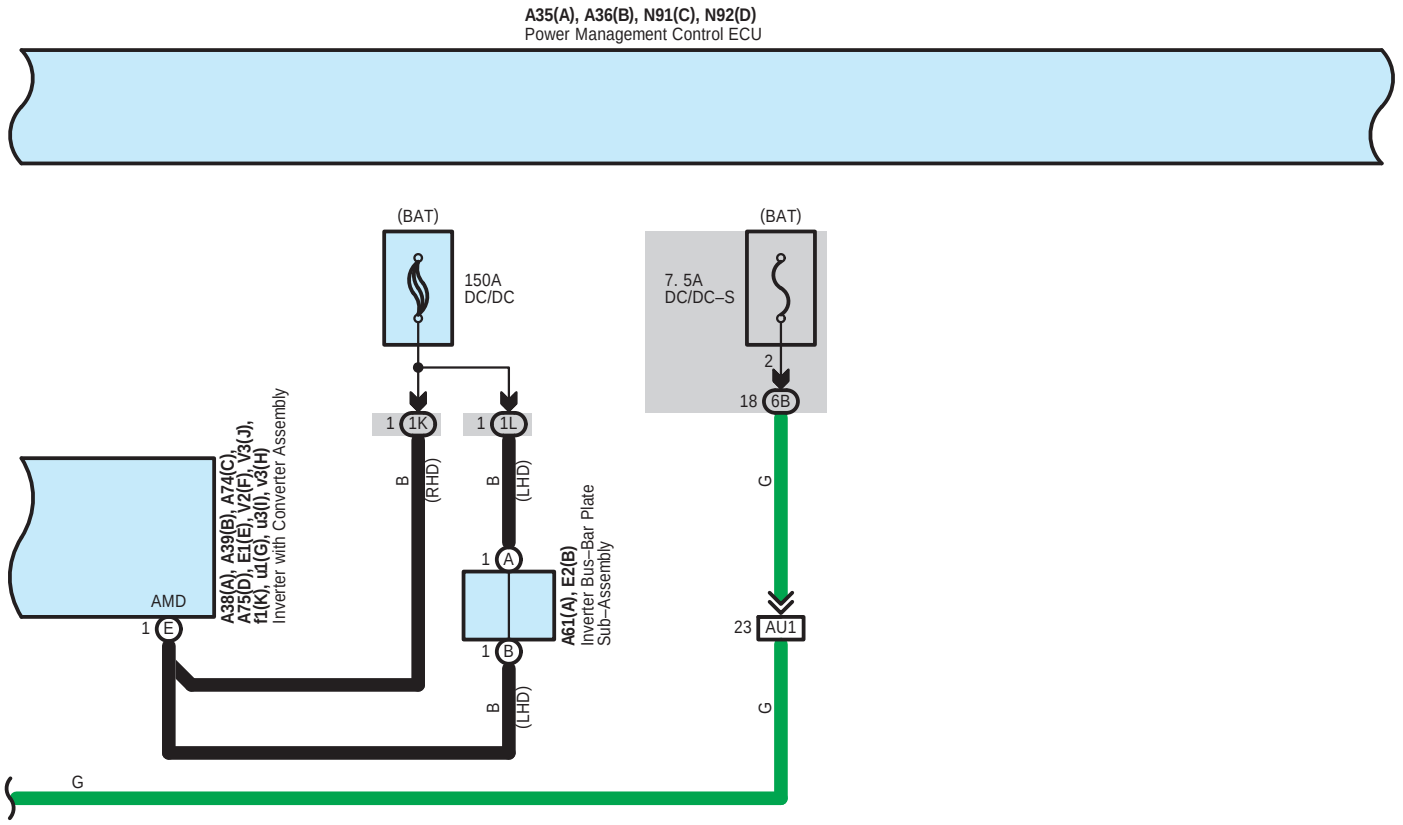
A35(A), A36(B), N91(C), N92(D)
Power Management Control ECU
(BAT)
150A
DC/DC
(BAT)
7. 5A
DC/DC–S
2
18 6B
1 1K
1 1L
B
(RHD)
B
(LHD)
G
A38(A), A39(B), A74(C),
A75(D), E1(E), V2(F), V3(J),
f1(K), u1(G), u3(I), v3(H)
Inverter with Converter Assembly
AMD
1 E
1 A
1 B
A61(A), E2(B)
Inverter Bus–Bar Plate
Sub–Assembly
B
(LHD)
23 AU1
G
G

R
R
L
L
L
L
(Shielded)
(Shielded)
O–W
O–W
O–B
O–B
(Shielded)
(Shielded)
W
W
W–B
W–B
W
W
W
W
LG
LG

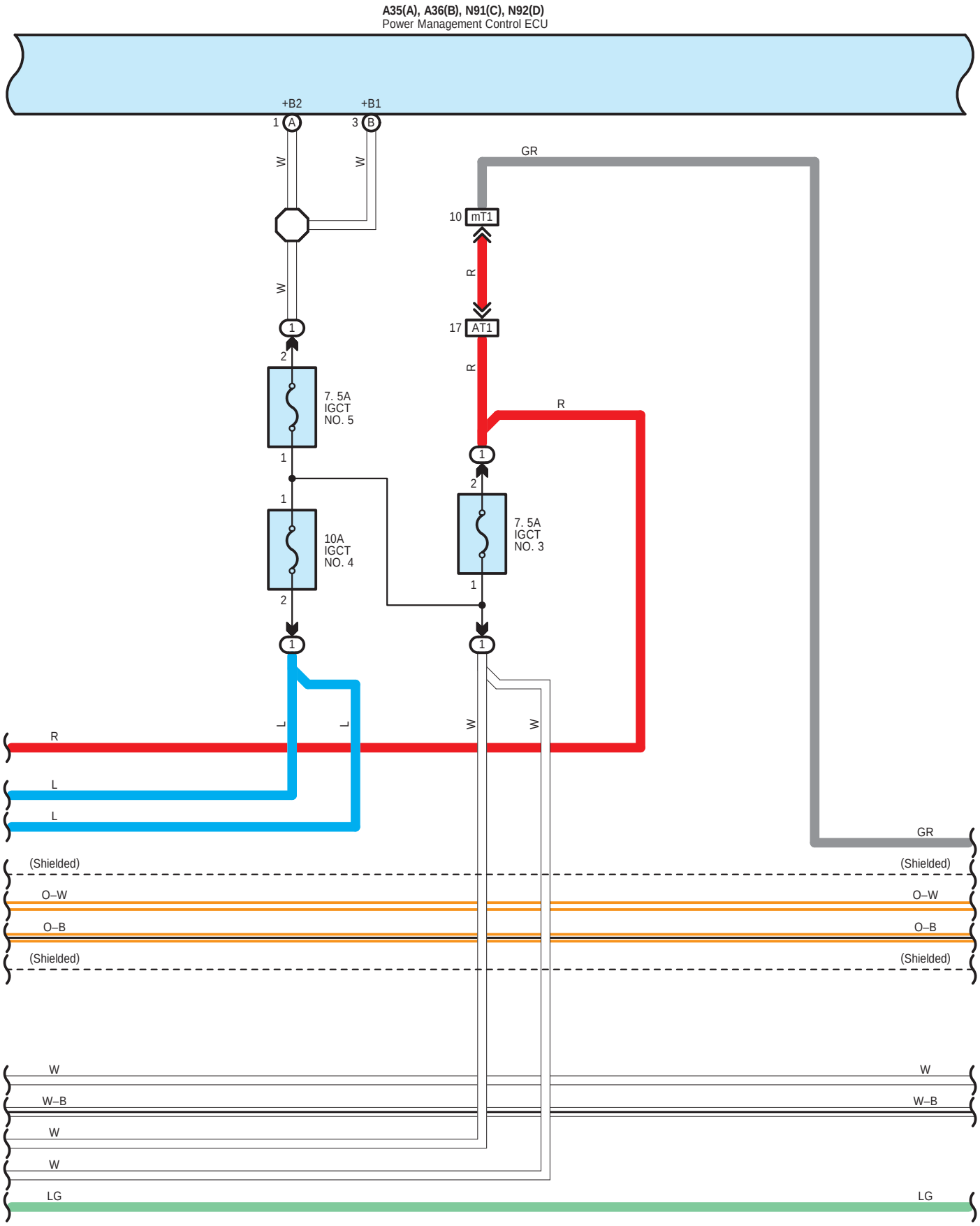
A35(A), A36(B), N91(C), N92(D)
Power Management Control ECU
+B2
+B1
1 A
3 B
W
W
W
GR
10 mT1
R
17 AT1
R
1
2
7. 5A
IGCT
NO. 5
1
1
10A
IGCT
NO. 4
2
1
R
1
2
7. 5A
IGCT
NO. 3
1
1
1
L
L
W
W
R
L
L
GR
(Shielded)
(Shielded)
O–W
O–W
O–B
O–B
(Shielded)
(Shielded)
W
W
W–B
W–B
W
W
LG
LG

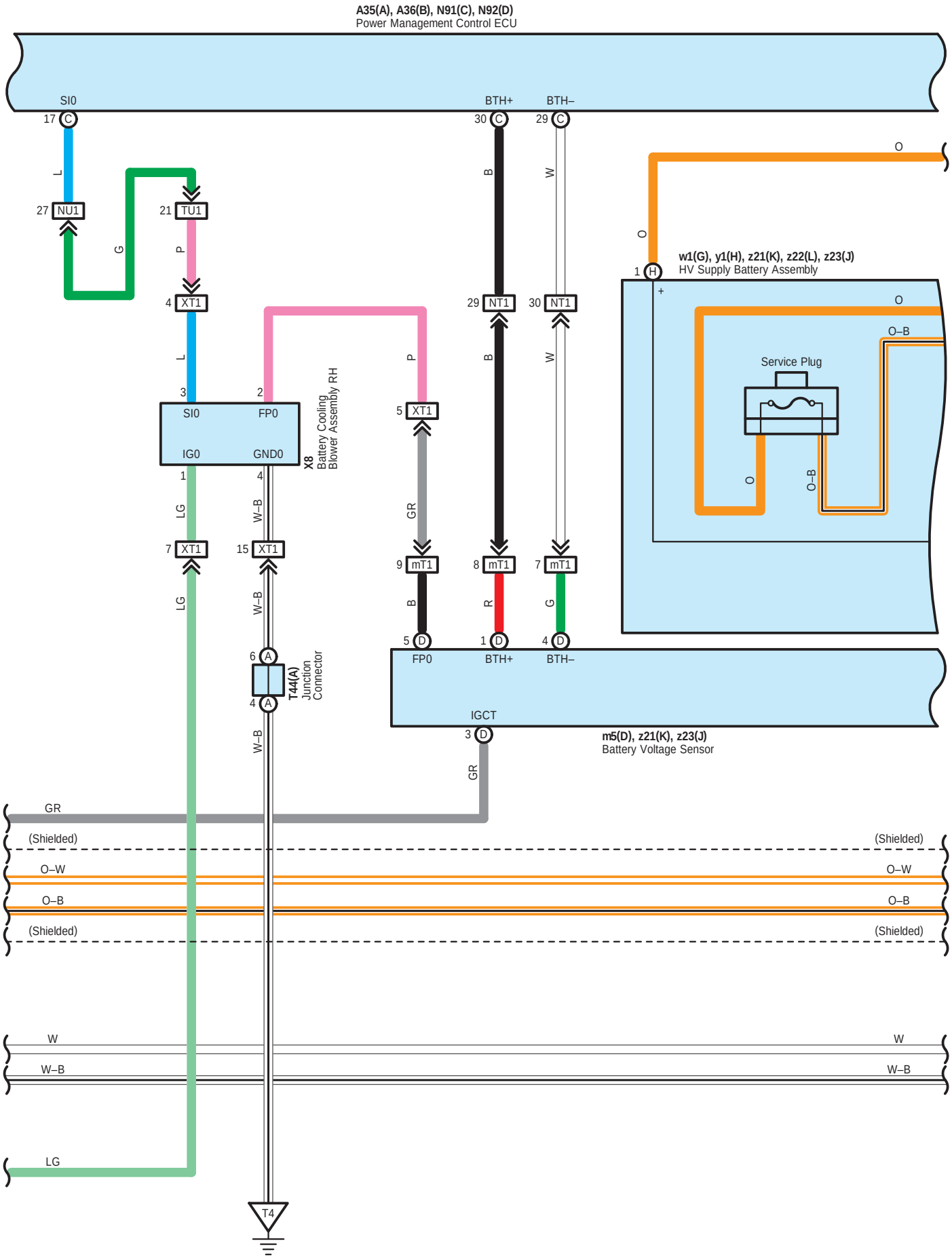
A35(A), A36(B), N91(C), N92(D)
Power Management Control ECU
SI0
BTH+
BTH–
17 C
30 C
29 C
L
B
W
O
27 NU1
21 TU1
G
P
O
1 H
w1(G), y1(H), z21(K), z22(L), z23(J)
HV Supply Battery Assembly
4 XT1
29 NT1
30 NT1
+
O
O–B
Service Plug
3
2
SI0
FP0
IG0
GND0
X8
Battery Cooling Blower Assembly RH
5 XT1
1
4
LG
W–B
GR
7 XT1
15 XT1
9 mT1
8 mT1
7 mT1
R
6 A
4 A
T44(A)
Junction Connector
5 D
1 D
4 D
FP0
BTH+
BTH–
IGCT
3 D
m5(D), z21(K), z23(J)
Battery Voltage Sensor
(Shielded)
O–W
W
T4

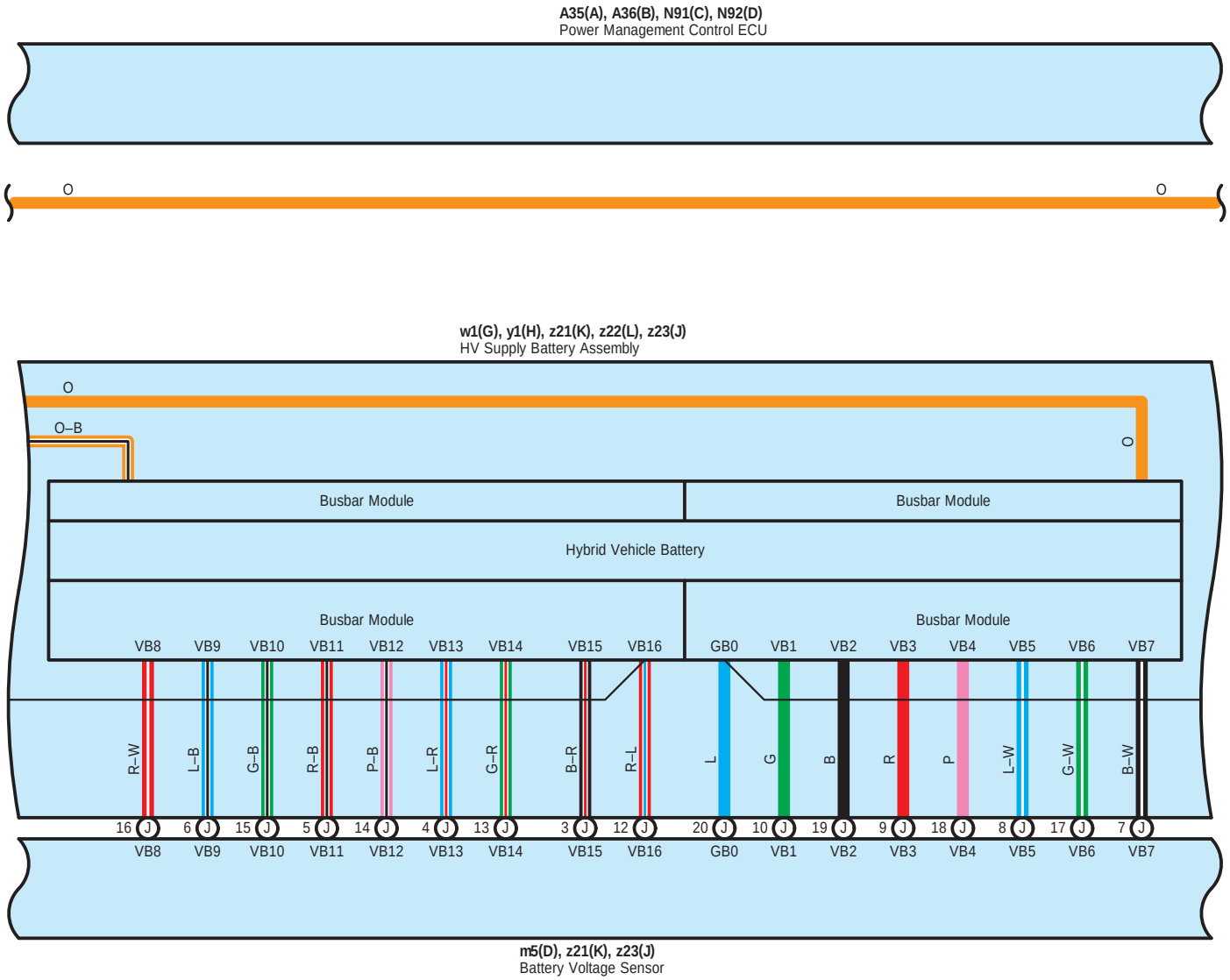
A35(A), A36(B), N91(C), N92(D)
Power Management Control ECU
O
O
w1(G), y1(H), z21(K), z22(L), z23(J)
HV Supply Battery Assembly
O
O–B
O
Busbar Module
Busbar Module
Hybrid Vehicle Battery
Busbar Module
Busbar Module
VB8 VB9 VB10 VB11 VB12 VB13 VB14 VB15 VB16 GB0 VB1 VB2 VB3 VB4 VB5 VB6 VB7
R–W L–B G–B R–B P–B L–R G–R B–R R–L L G B R P L–W G–W B–W
16 J 6 J 15 J 5 J 14 J 4 J 13 J 3 J 12 J 20 J 10 J 19 J 9 J 18 J 8 J 17 J 7 J
VB8 VB9 VB10 VB11 VB12 VB13 VB14 VB15 VB16 GB0 VB1 VB2 VB3 VB4 VB5 VB6 VB7
m5(D), z21(K), z23(J)
Battery Voltage Sensor

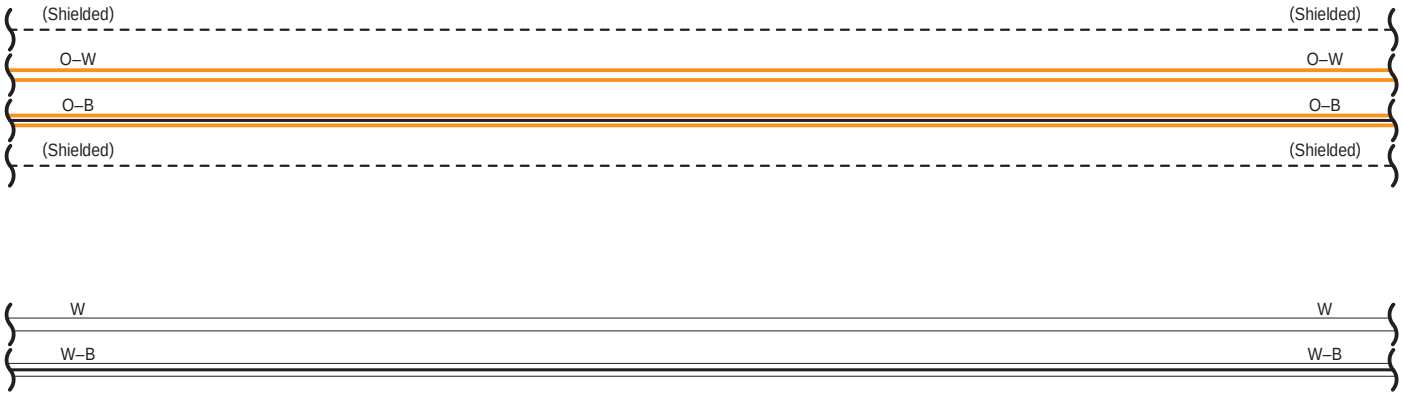
(Shielded)
(Shielded)
O–W
O–W
O–B
O–B
(Shielded)
(Shielded)
W
W
W–B
W–B

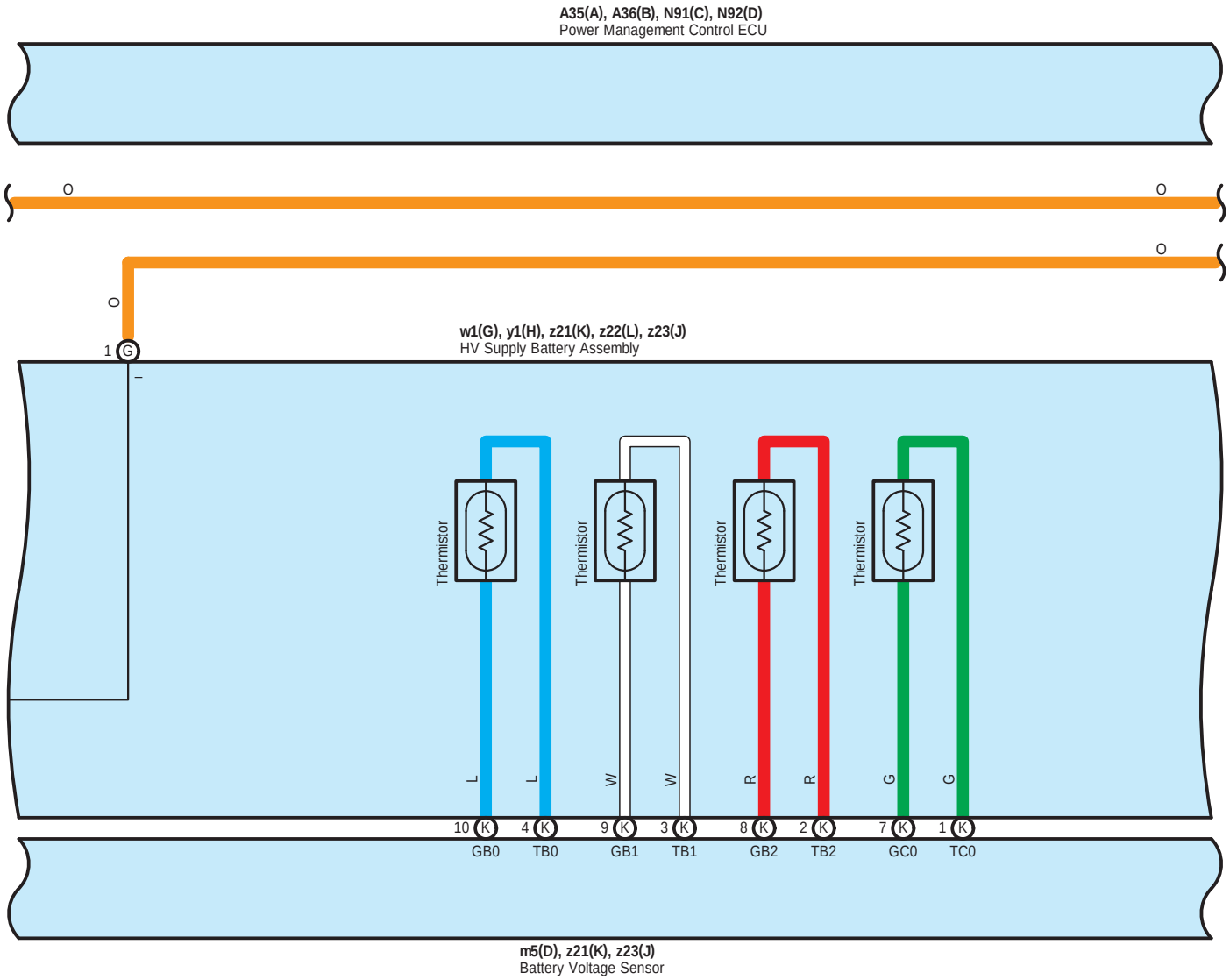
A35(A), A36(B), N91(C), N92(D)
Power Management Control ECU
O
O
O
O
1 G
w1(G), y1(H), z21(K), z22(L), z23(J)
HV Supply Battery Assembly
Thermistor
Thermistor
Thermistor
Thermistor
L
L
W
W
R
R
G
G
10 K
4 K
9 K
3 K
8 K
2 K
7 K
1 K
GB0
TB0
GB1
TB1
GB2
TB2
GC0
TC0
m5(D), z21(K), z23(J)
Battery Voltage Sensor

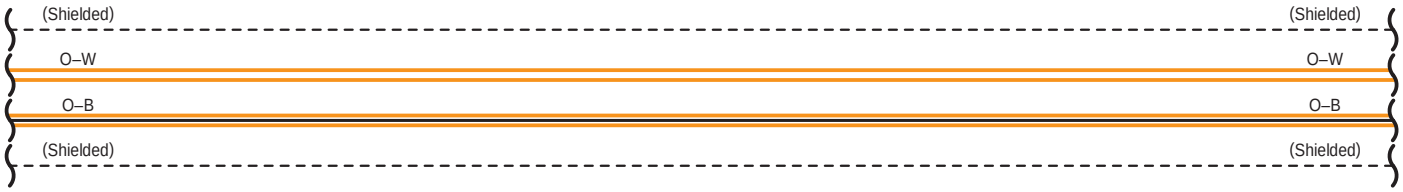
(Shielded)
(Shielded)
O–W
O–W
O–B
O–B
(Shielded)
(Shielded)

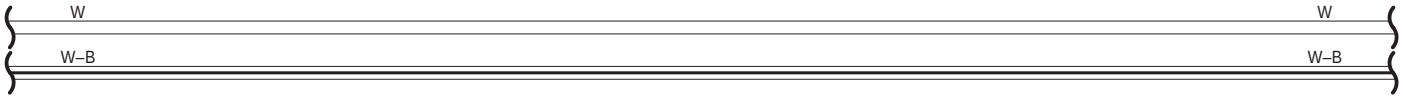
W
W
W–B
W–B

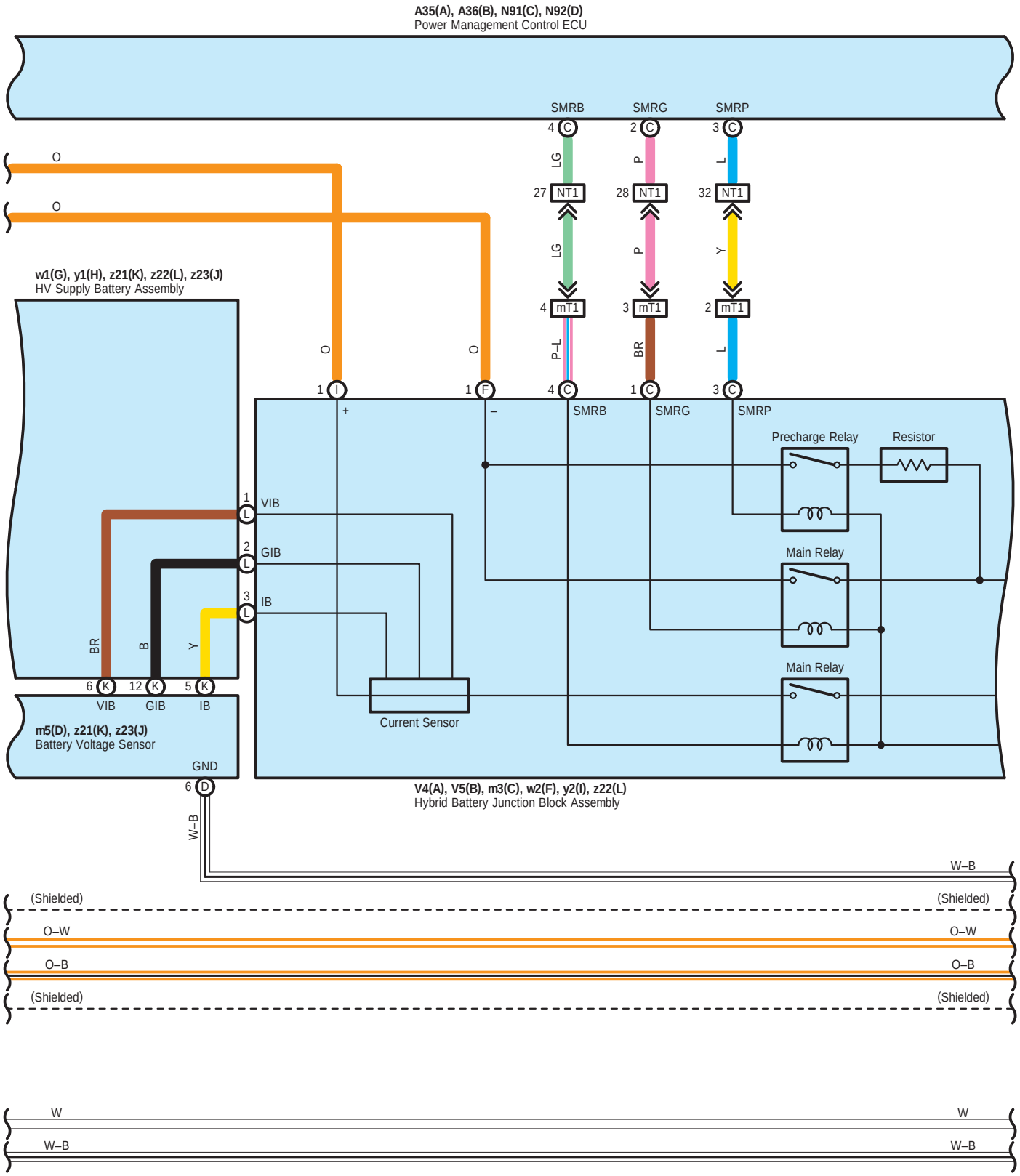
A35(A), A36(B), N91(C), N92(D)
Power Management Control ECU
SMRB
SMRG
SMRP
4 C
2 C
3 C
LG
P
L
27 NT1
28 NT1
32 NT1
LG
P
Y
4 mT1
3 mT1
2 mT1
P–L
BR
L
O
O
w1(G), y1(H), z21(K), z22(L), z23(J)
HV Supply Battery Assembly
1 I
1 F
4 C
1 C
3 C
+
–
SMRB
SMRG
SMRP
Precharge Relay
Resistor
1 L VIB
2 L GIB
3 L IB
Main Relay
Main Relay
BR
B
Y
6 K
12 K
5 K
VIB
GIB
IB
Current Sensor
m5(D), z21(K), z23(J)
Battery Voltage Sensor
GND
6 D
V4(A), V5(B), m3(C), w2(F), y2(I), z22(L)
Hybrid Battery Junction Block Assembly
W–B
W–B
(Shielded)
(Shielded)
O–W
O–W
O–B
O–B
(Shielded)
(Shielded)
W
W
W–B
W–B

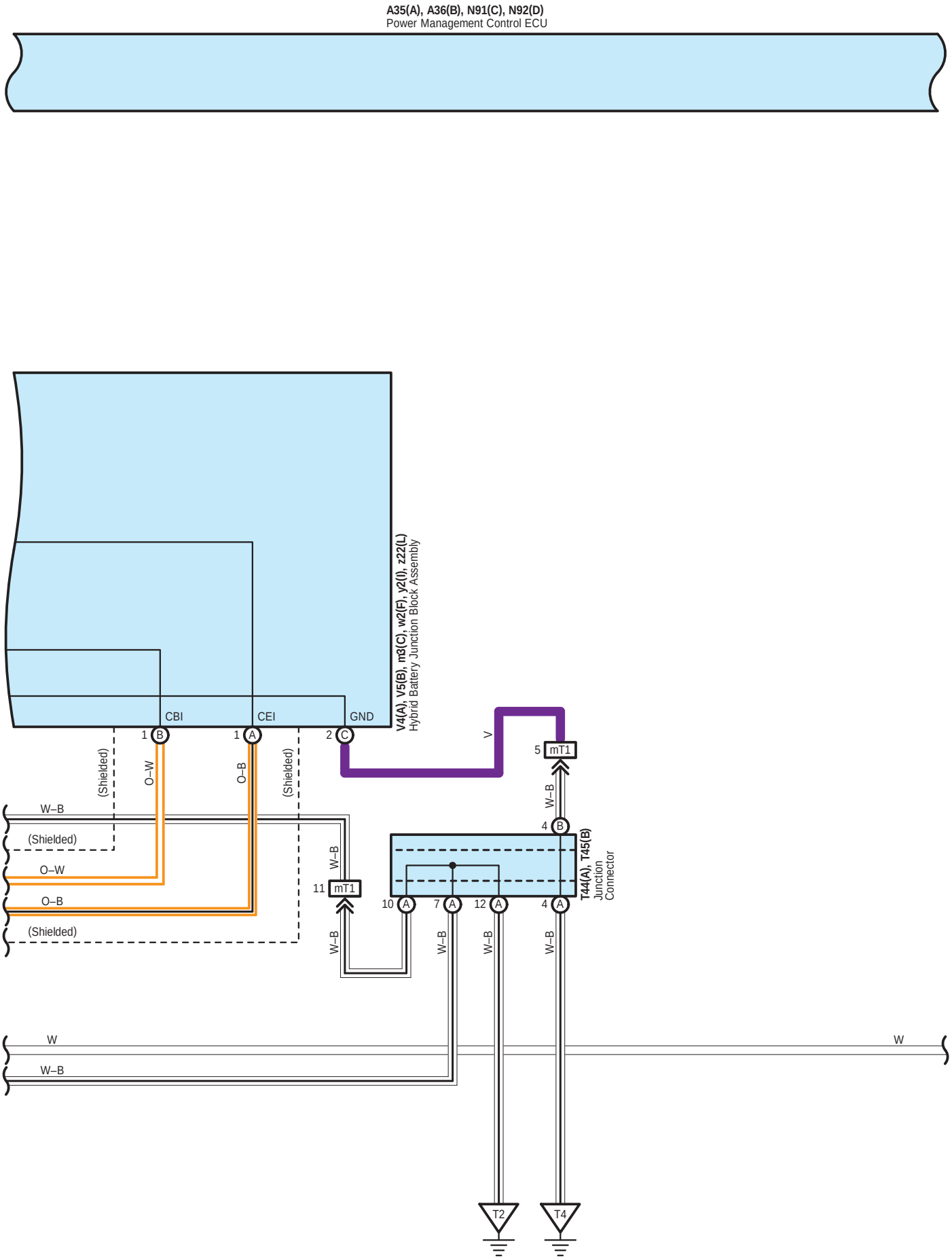
A35(A), A36(B), N91(C), N92(D)
Power Management Control ECU
V4(A), V5(B), m3(C), w2(F), y2(I), z22(L)
Hybrid Battery Junction Block Assembly
CBI
CEI
GND
1 B
1 A
2 C
V
5 mT1
W–B
4 B
T44(A), T45(B)
Junction
Connector
(Shielded)
O–W
O–B
(Shielded)
W–B
(Shielded)
O–W
O–B
(Shielded)
W–B
11 mT1
W–B
10 A
7 A
12 A
4 A
W–B
W–B
W–B
W
W–B
W
T2
T4

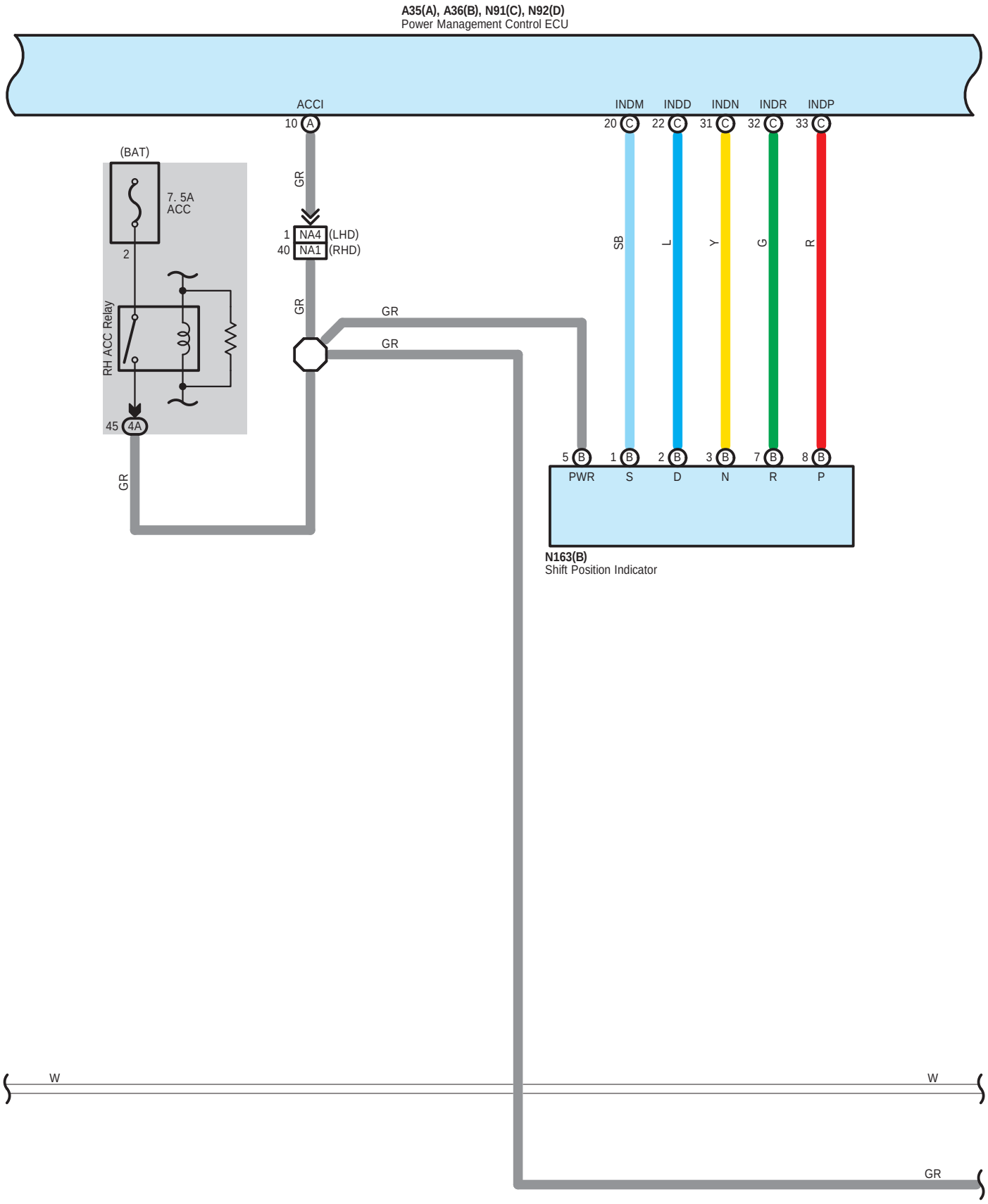
A35(A), A36(B), N91(C), N92(D)
Power Management Control ECU
ACCI
10 A
INDM
INDD
INDN
INDR
INDP
20 C
22 C
31 C
32 C
33 C
(BAT)
7. 5A
ACC
2
RH ACC Relay
45 4A
GR
1 NA4 (LHD)
40 NA1 (RHD)
GR
GR
GR
GR
SB
L
Y
G
R
5 B
1 B
2 B
3 B
7 B
8 B
PWR
S
D
N
R
P
N163(B)
Shift Position Indicator
W
W
GR

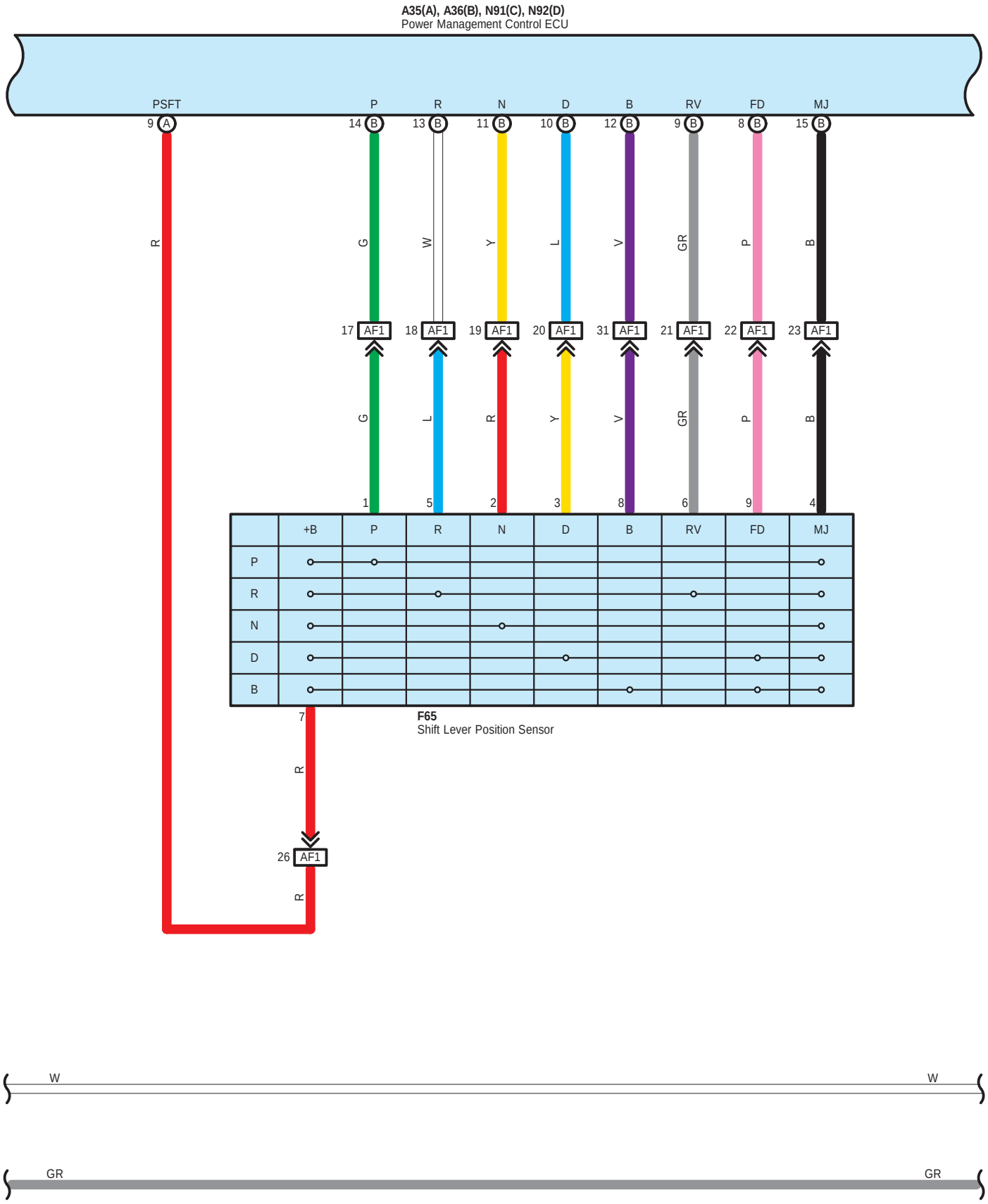
A35(A), A36(B), N91(C), N92(D)
Power Management Control ECU
PSFT
P
R
N
D
B
RV
FD
MJ
9 A
14 B
13 B
11 B
10 B
12 B
9 B
8 B
15 B
R
G
W
Y
L
V
GR
P
B
17 AF1
18 AF1
19 AF1
20 AF1
31 AF1
21 AF1
22 AF1
23 AF1
G
L
R
Y
V
GR
P
B
1
5
2
3
8
6
9
4
+B
P
R
N
D
B
RV
FD
MJ
7
F65
Shift Lever Position Sensor
R
26 AF1
R
W
W
GR
GR

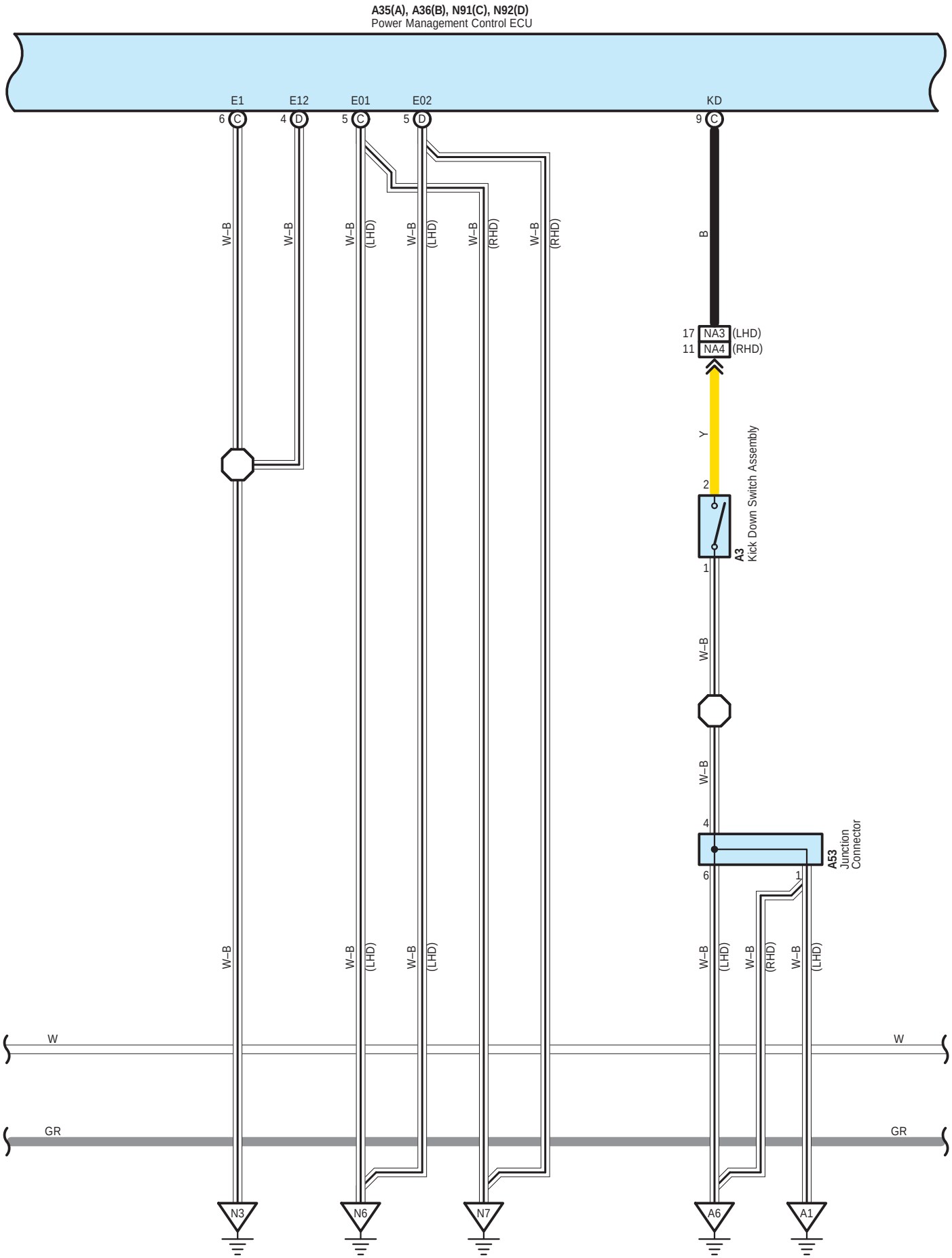
A35(A), A36(B), N91(C), N92(D)
Power Management Control ECU
E1
E12
E01
E02
KD
6 C
4 D
5 C
5 D
9 C
W–B
W–B
W–B (LHD)
W–B (LHD)
W–B (RHD)
W–B (RHD)
B
17 NA3 (LHD)
11 NA4 (RHD)
Y
2
1
A3
Kick Down Switch Assembly
W–B
W–B
4
6
1
A53
Junction Connector
W–B
W–B (LHD)
W–B (LHD)
W–B (LHD)
W–B (RHD)
W–B (LHD)
W
W
GR
GR
N3
N6
N7
A6
A1

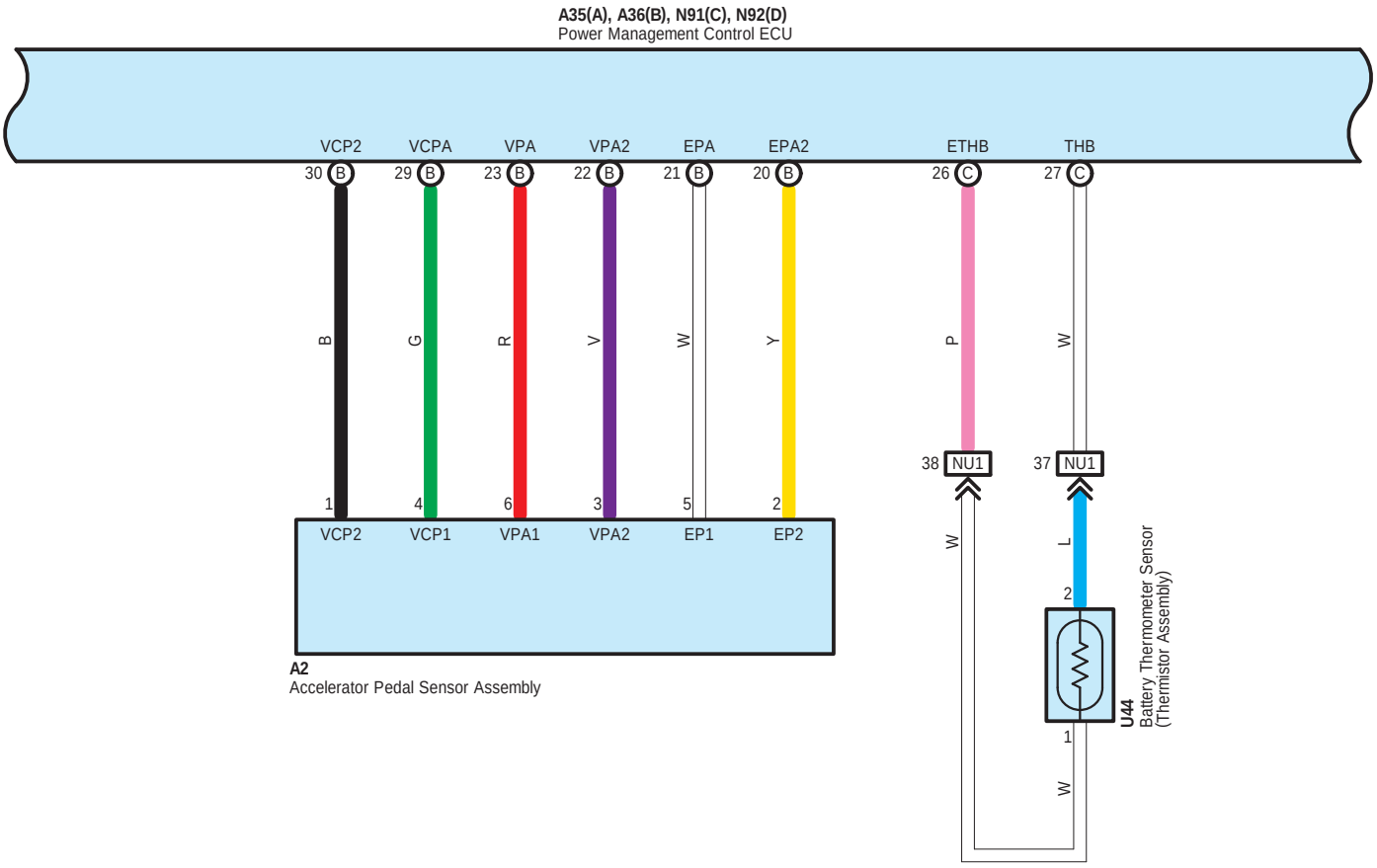
A35(A), A36(B), N91(C), N92(D)
Power Management Control ECU
VCP2
VCPA
VPA
VPA2
EPA
EPA2
ETHB
THB
30 B
29 B
23 B
22 B
21 B
20 B
26 C
27 C
B
G
R
V
W
Y
P
W
38 NU1
37 NU1
1
4
6
3
5
2
VCP2
VCP1
VPA1
VPA2
EP1
EP2
W
L
2
1
W
A2
Accelerator Pedal Sensor Assembly
U44
Battery Thermometer Sensor
(Thermistor Assembly)


W
W
GR
GR

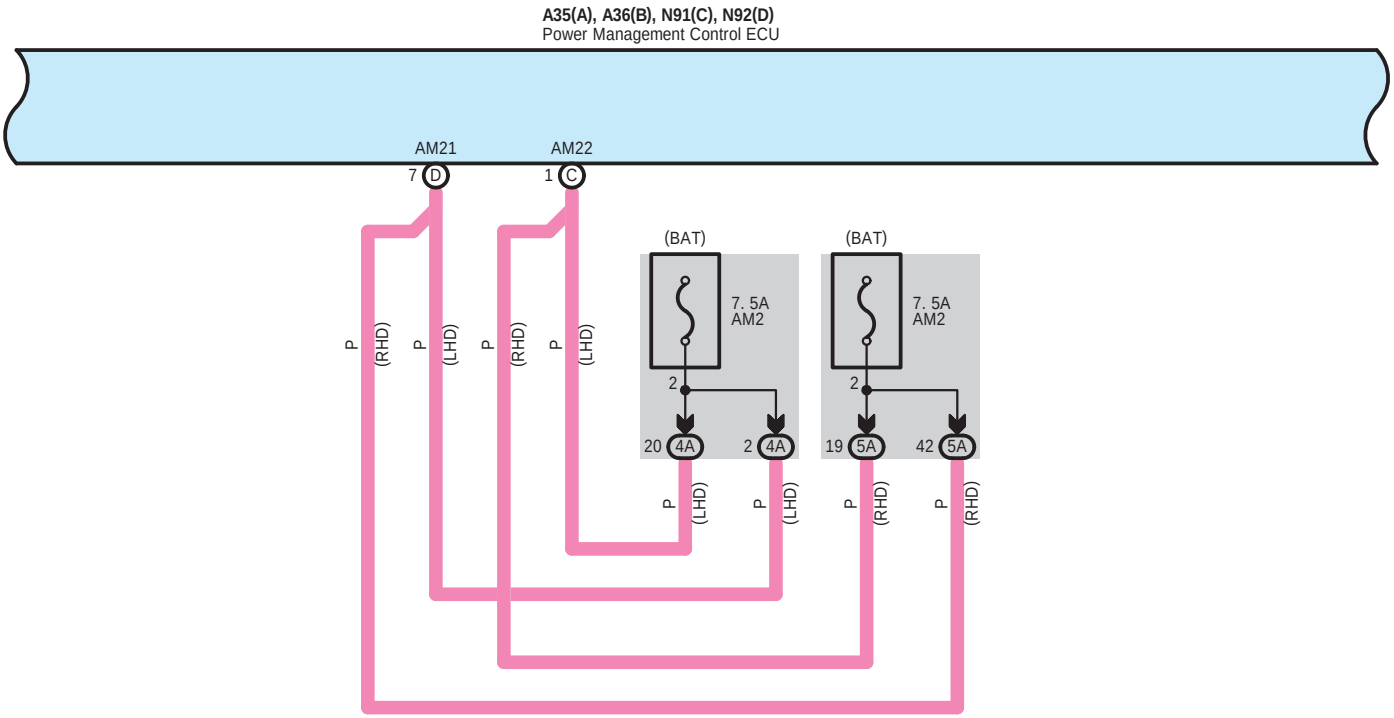

＊3 : w/ Dynamic Radar Cruise Control
＊4 : w/o Dynamic Radar Cruise Control



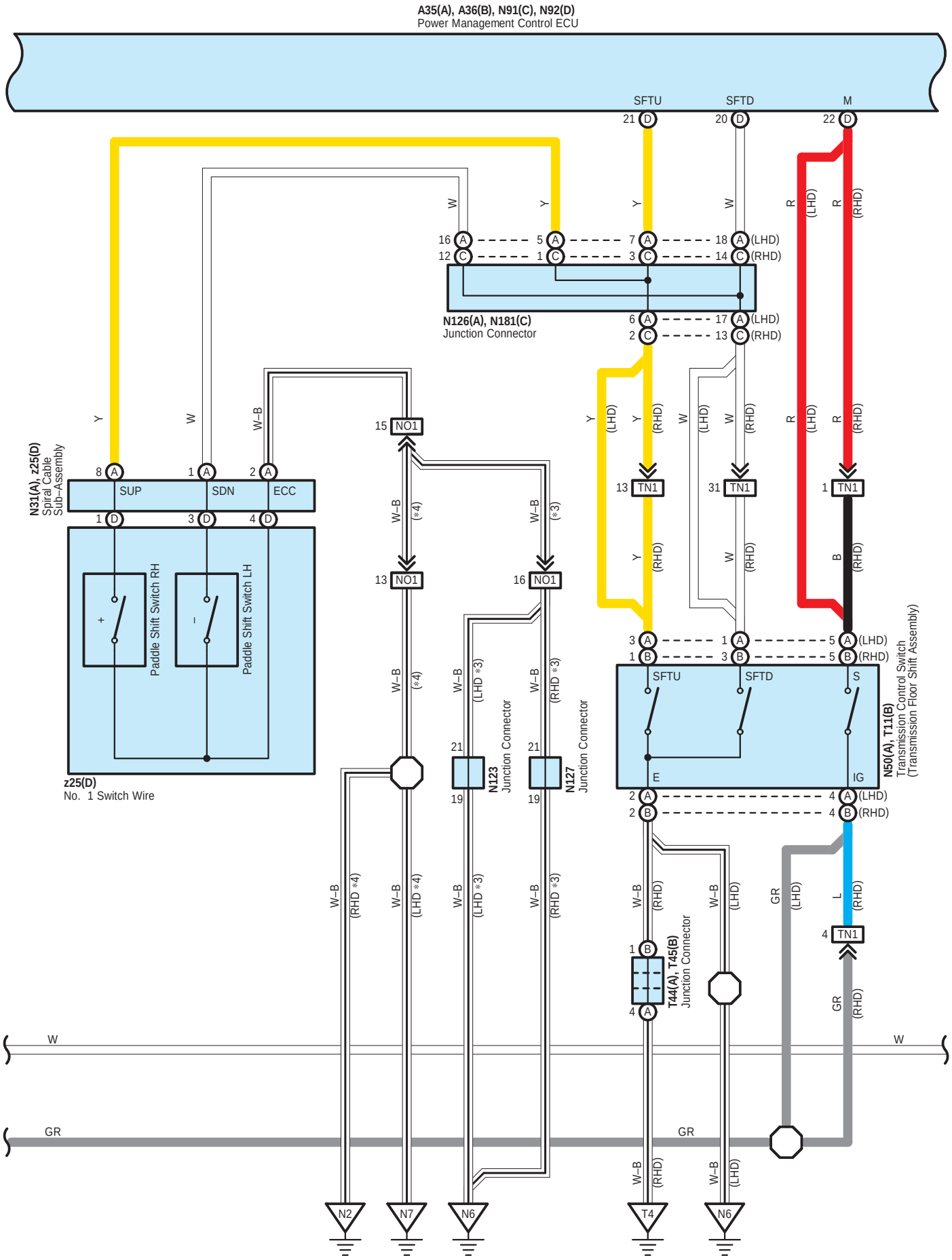
A35(A), A36(B), N91(C), N92(D)
Power Management Control ECU
SFTU
SFTD
M
N126(A), N181(C)
Junction Connector
N31(A), z25(D)
Spiral Cable
Sub-Assembly
SUP
SDN
ECC
Paddle Shift Switch RH
Paddle Shift Switch LH
z25(D)
No. 1 Switch Wire
NO1
TN1
N123
Junction Connector
N127
Junction Connector
N50(A), T11(B)
Transmission Control Switch
(Transmission Floor Shift Assembly)
E
IG
S
T44(A), T45(B)
Junction Connector
N2
N7
N6
T4
N6
W
GR

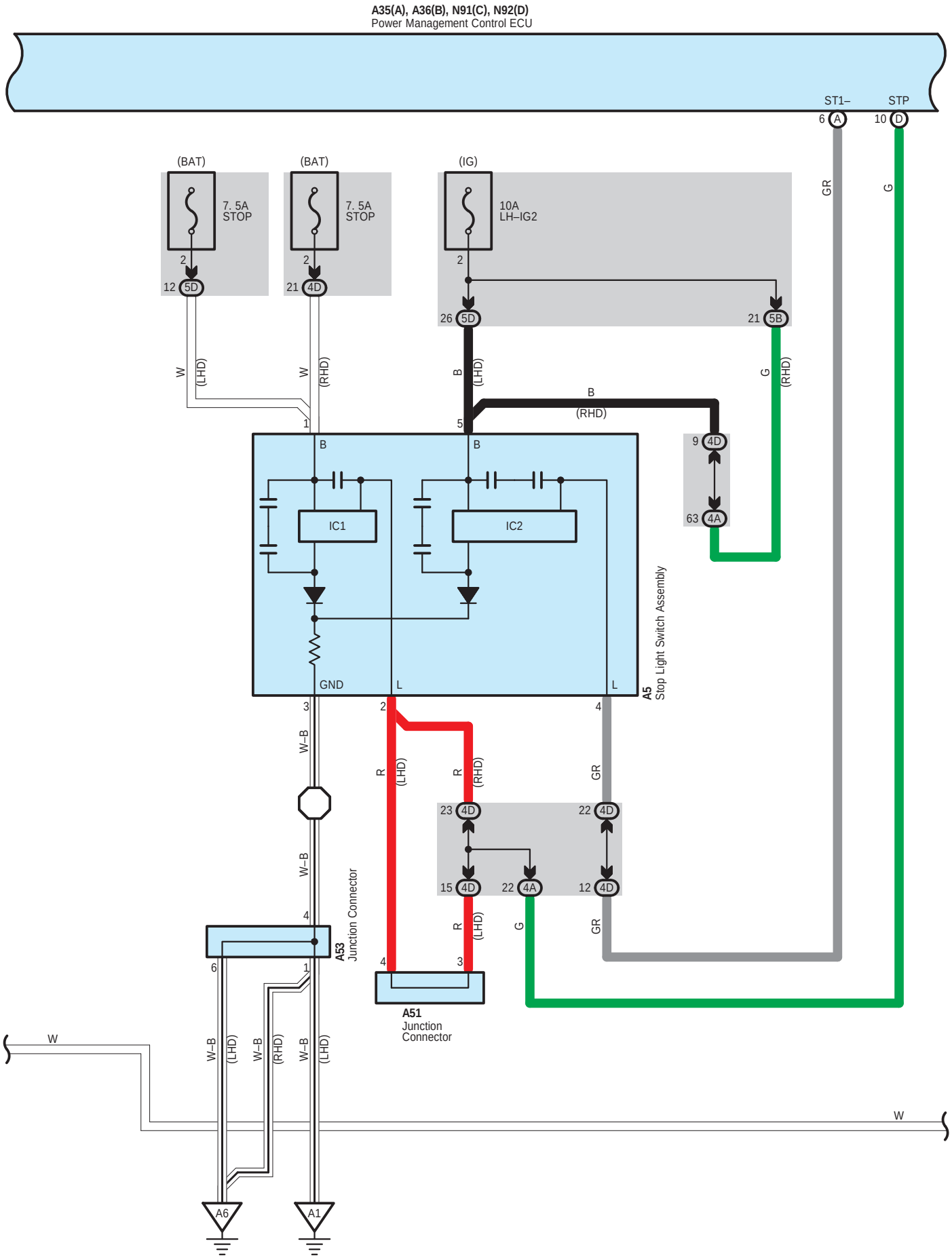
A35(A), A36(B), N91(C), N92(D)
Power Management Control ECU
ST1–
STP
6 A
10 D
(BAT)
7. 5A
STOP
2
12 5D
(BAT)
7. 5A
STOP
2
21 4D
(IG)
10A
LH–IG2
2
26 5D
21 5B
GR
G
W
(LHD)
W
(RHD)
B
(LHD)
B
(RHD)
G
(RHD)
1
5
B
B
9 4D
63 4A
IC1
IC2
GND
L
L
A5
Stop Light Switch Assembly
3
2
4
W–B
R
(LHD)
R
(RHD)
GR
23 4D
22 4D
W–B
15 4D
22 4A
12 4D
4
R
(LHD)
G
GR
A53
Junction Connector
6
1
4
3
A51
Junction
Connector
W
W–B
(LHD)
W–B
(RHD)
W–B
(LHD)
W
A6
A1

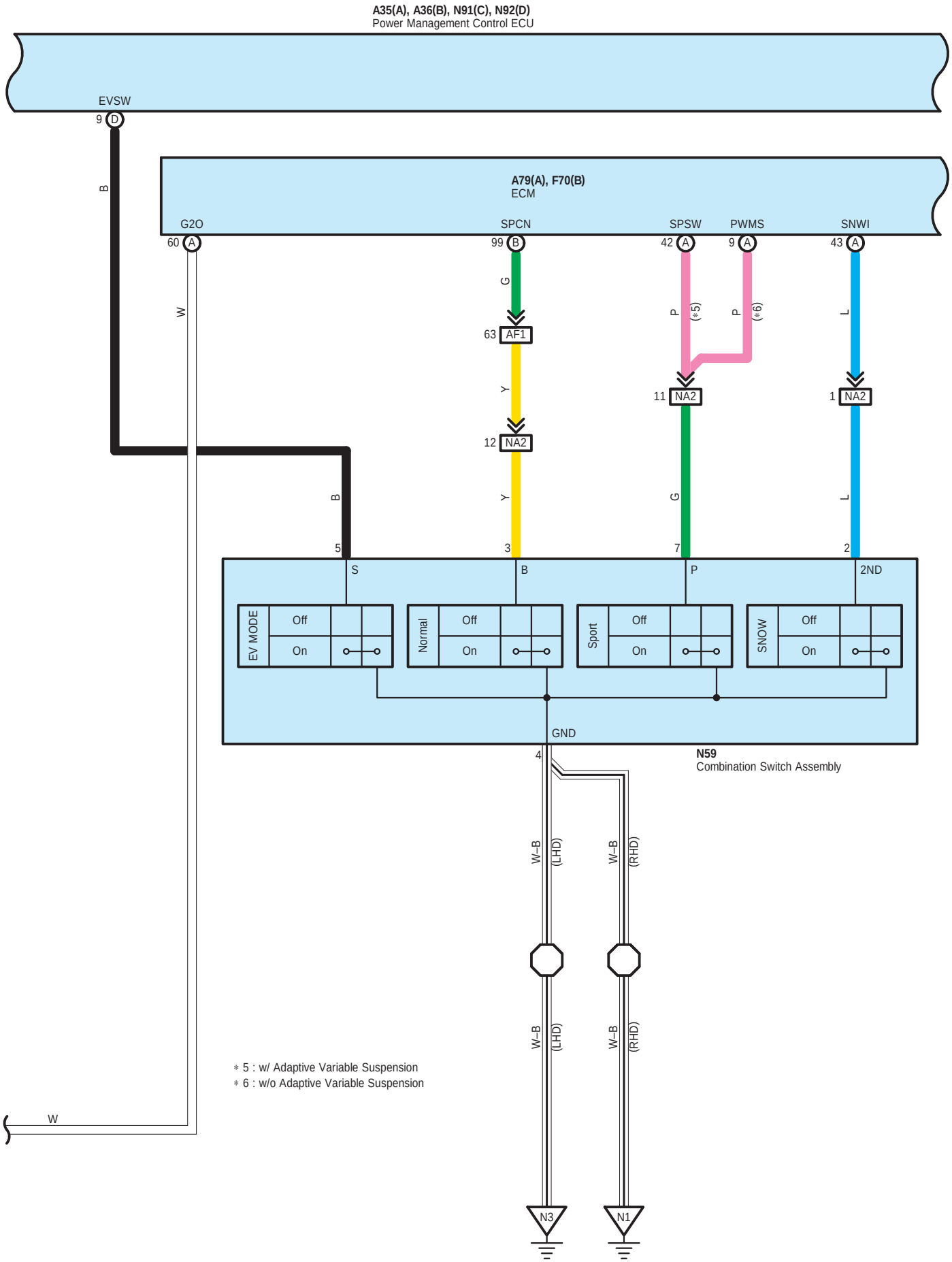
A35(A), A36(B), N91(C), N92(D)
Power Management Control ECU
EVSW
9 D
B
A79(A), F70(B)
ECM
G2O
60 A
SPCN
99 B
SPSW
42 A
PWMS
9 A
SNWI
43 A
W
G
63 AF1
Y
12 NA2
P
(*5)
P
(*6)
11 NA2
L
1 NA2
B
5
Y
3
G
7
L
2
S
B
P
2ND
EV MODE
Off
On
Normal
Off
On
Sport
Off
On
SNOW
Off
On
GND
4
N59
Combination Switch Assembly
W–B
(LHD)
W–B
(RHD)
W–B
(LHD)
W–B
(RHD)
N3
N1
* 5 : w/ Adaptive Variable Suspension
* 6 : w/o Adaptive Variable Suspension
W

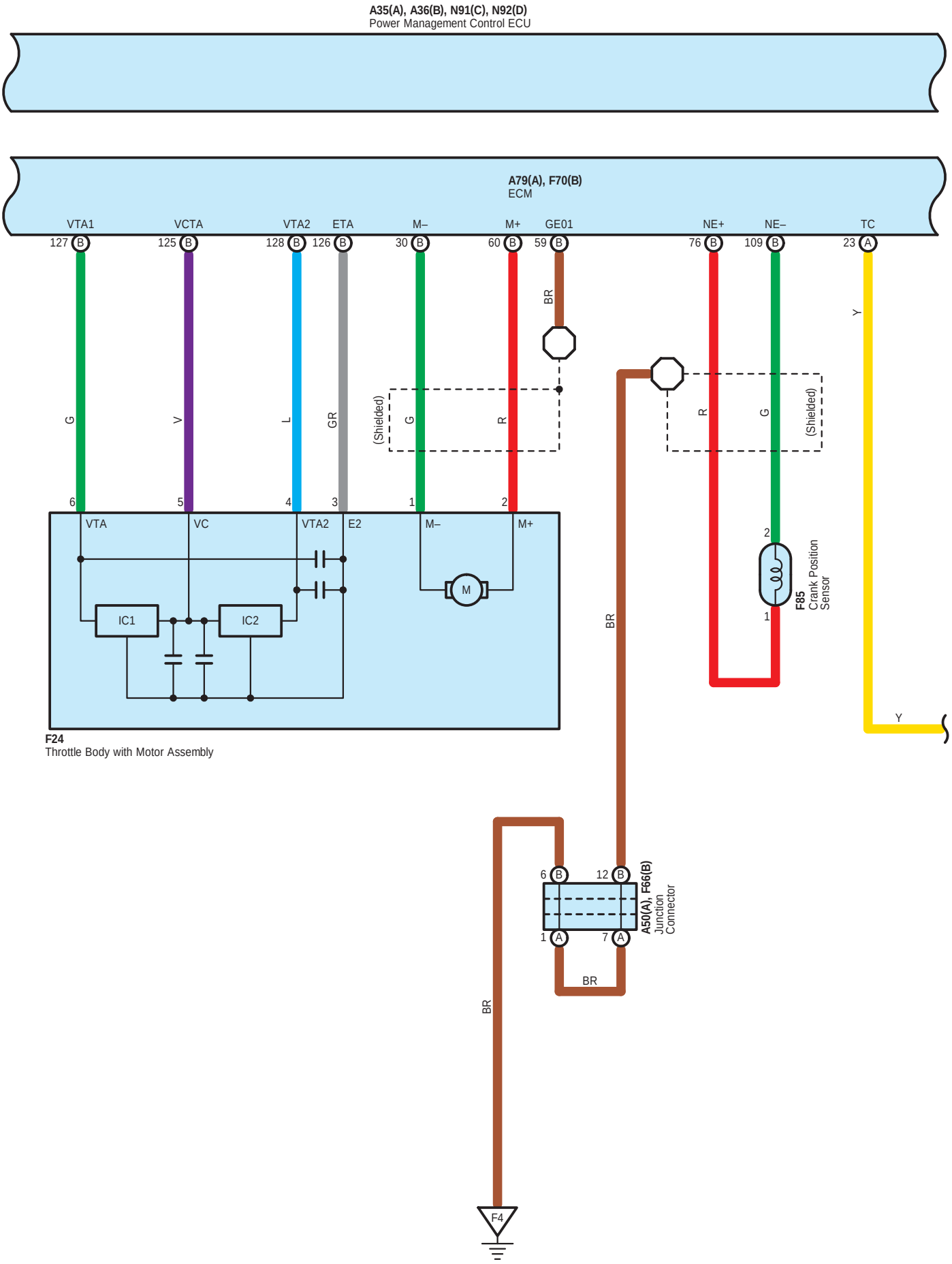
A35(A), A36(B), N91(C), N92(D)
Power Management Control ECU
A79(A), F70(B)
ECM
VTA1
VCTA
VTA2
ETA
M–
M+
GE01
NE+
NE–
TC
127 B
125 B
128 B
126 B
30 B
60 B
59 B
76 B
109 B
23 A
G
V
L
GR
(Shielded)
G
R
BR
R
G
(Shielded)
Y
6
5
4
3
1
2
VTA
VC
VTA2
E2
M–
M+
IC1
IC2
M
F24
Throttle Body with Motor Assembly
2
1
F85
Crank Position Sensor
BR
Y
6 B
12 B
1 A
7 A
A50(A), F66(B)
Junction Connector
BR
BR
F4

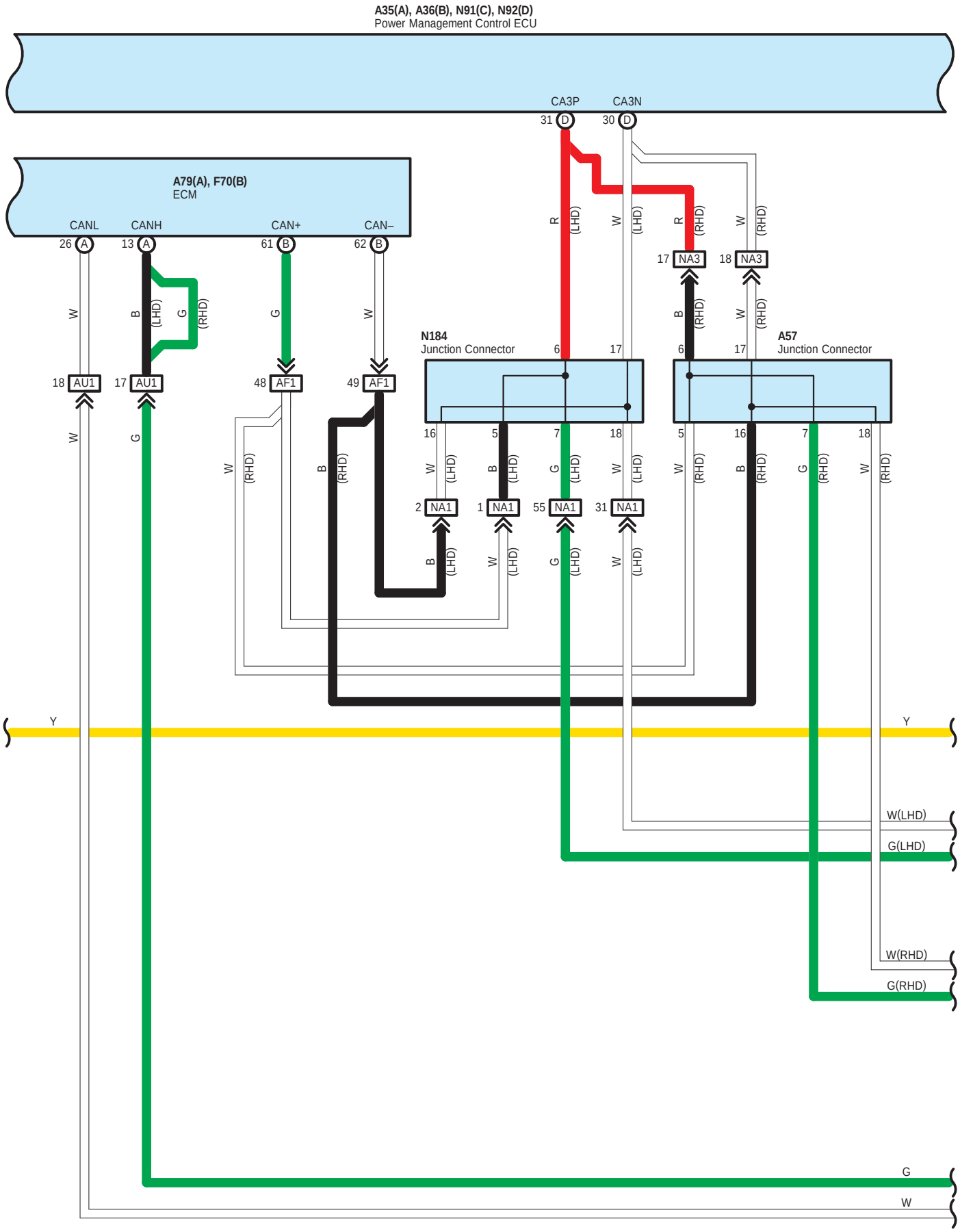
A35(A), A36(B), N91(C), N92(D)
Power Management Control ECU
CA3P
CA3N
31 D
30 D
A79(A), F70(B)
ECM
CANL
CANH
CAN+
CAN–
26 A
13 A
61 B
62 B
R (LHD)
W (LHD)
R (RHD)
W (RHD)
17 NA3
18 NA3
W
B (LHD)
G (RHD)
G
W
B (RHD)
W (RHD)
N184
Junction Connector
6
17
6
17
A57
Junction Connector
18 AU1
17 AU1
48 AF1
49 AF1
16
5
7
18
5
16
7
18
W (LHD)
B (LHD)
G (LHD)
W (LHD)
W (RHD)
B (RHD)
G (RHD)
W (RHD)
2 NA1
1 NA1
55 NA1
31 NA1
B (LHD)
W (LHD)
G (LHD)
W (LHD)
W
G
Y
Y
W(LHD)
G(LHD)
W(RHD)
G(RHD)
G
W

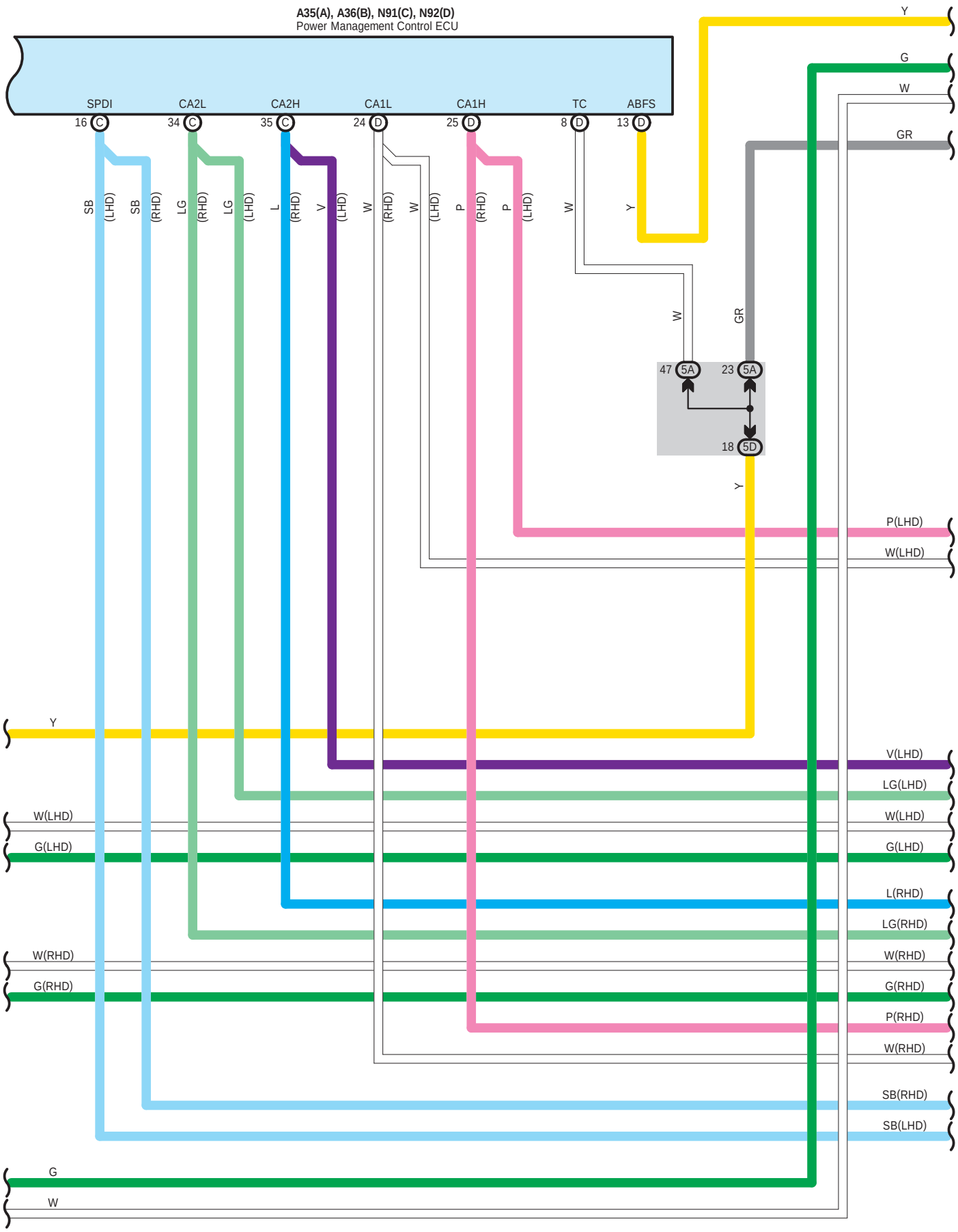
A35(A), A36(B), N91(C), N92(D)
Power Management Control ECU
SPDI
CA2L
CA2H
CA1L
CA1H
TC
ABFS
16 C
34 C
35 C
24 D
25 D
8 D
13 D
SB (LHD)
SB (RHD)
LG (RHD)
LG (LHD)
L (RHD)
V (LHD)
W (RHD)
W (LHD)
P (RHD)
P (LHD)
W
Y
GR
47 5A
23 5A
18 5D
Y
G
W
GR
P(LHD)
W(LHD)
Y
V(LHD)
LG(LHD)
W(LHD)
G(LHD)
L(RHD)
LG(RHD)
W(RHD)
G(RHD)
P(RHD)
W(RHD)
SB(RHD)
SB(LHD)
W(LHD)
G(LHD)
W(RHD)
G(RHD)
G
W

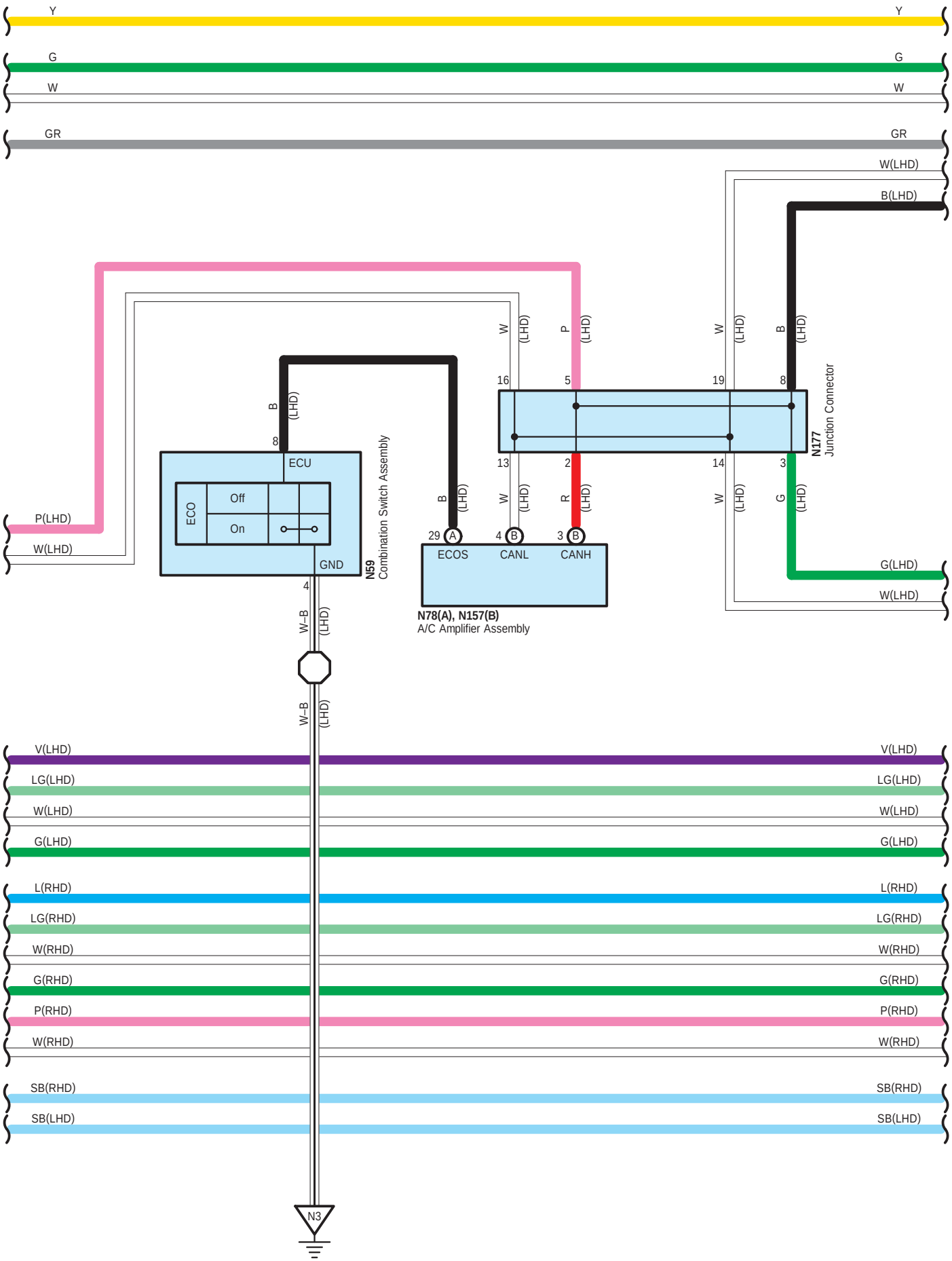
Y
G
W
GR
W(LHD)
B(LHD)
P(LHD)
W(LHD)
B (LHD)
8
ECU
ECO
Off
On
GND
N59
Combination Switch Assembly
4
W–B (LHD)
W (LHD)
P (LHD)
16
5
19
8
13
2
14
3
N177
Junction Connector
B (LHD)
W (LHD)
R (LHD)
W (LHD)
G (LHD)
29 A
4 B
3 B
ECOS
CANL
CANH
N78(A), N157(B)
A/C Amplifier Assembly
G(LHD)
W(LHD)
V(LHD)
LG(LHD)
W(LHD)
G(LHD)
L(RHD)
LG(RHD)
W(RHD)
G(RHD)
P(RHD)
W(RHD)
SB(RHD)
SB(LHD)
N3

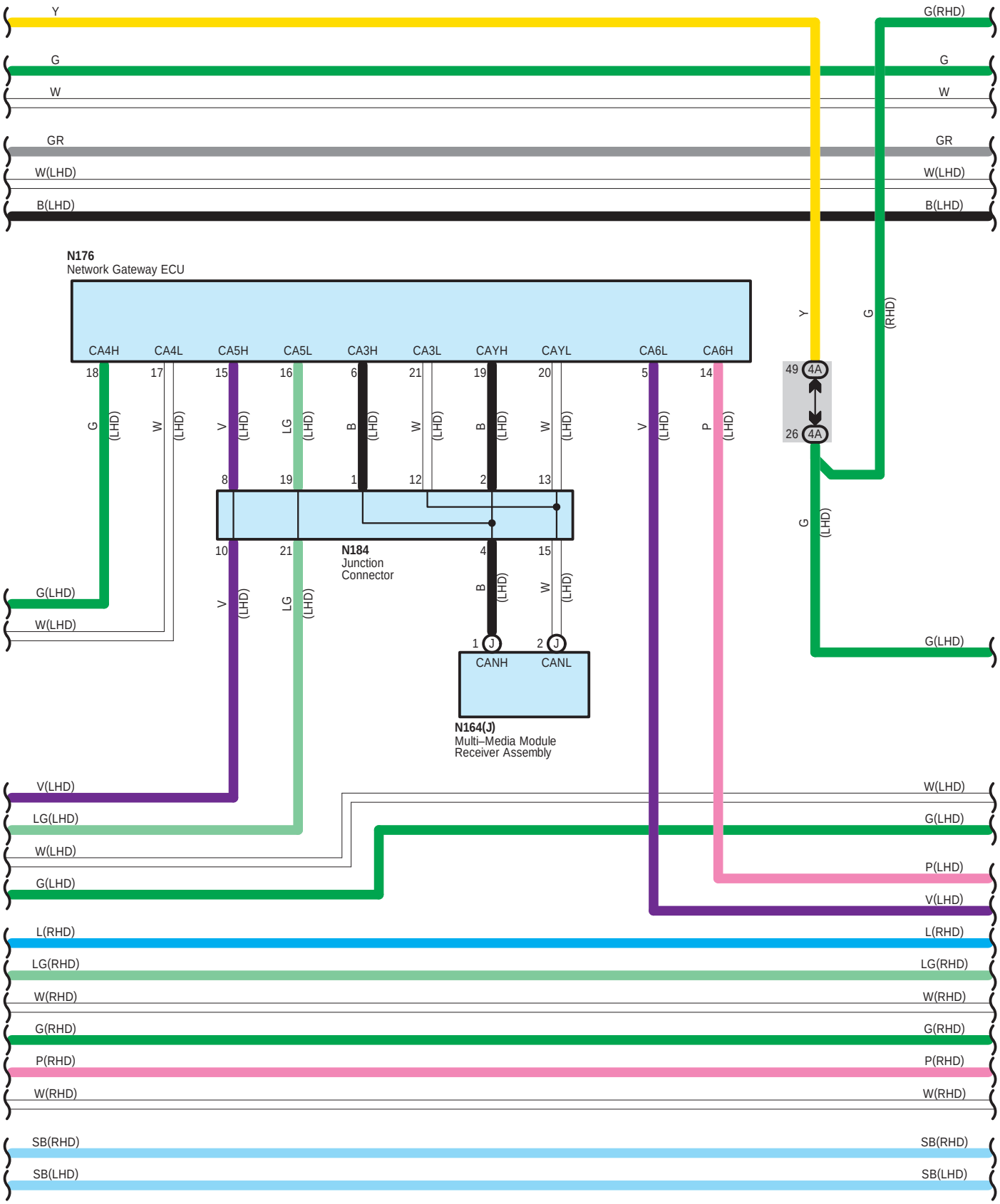
Y
G
W
GR
W(LHD)
B(LHD)
G(RHD)
G
W
GR
W(LHD)
B(LHD)
N176
Network Gateway ECU
CA4H
CA4L
CA5H
CA5L
CA3H
CA3L
CAYH
CAYL
CA6L
CA6H
18
17
15
16
6
21
19
20
5
14
G (LHD)
W (LHD)
V (LHD)
LG (LHD)
B (LHD)
W (LHD)
B (LHD)
W (LHD)
V (LHD)
P (LHD)
Y
G (RHD)
49 4A
26 4A
G (LHD)
8
19
1
12
2
13
N184
Junction
Connector
10
21
4
15
V (LHD)
LG (LHD)
B (LHD)
W (LHD)
G(LHD)
W(LHD)
1 J
2 J
CANH
CANL
N164(J)
Multi–Media Module
Receiver Assembly
G(LHD)
V(LHD)
LG(LHD)
W(LHD)
G(LHD)
W(LHD)
G(LHD)
P(LHD)
V(LHD)
L(RHD)
LG(RHD)
W(RHD)
G(RHD)
P(RHD)
W(RHD)
L(RHD)
LG(RHD)
W(RHD)
G(RHD)
P(RHD)
W(RHD)
SB(RHD)
SB(LHD)
SB(RHD)
SB(LHD)

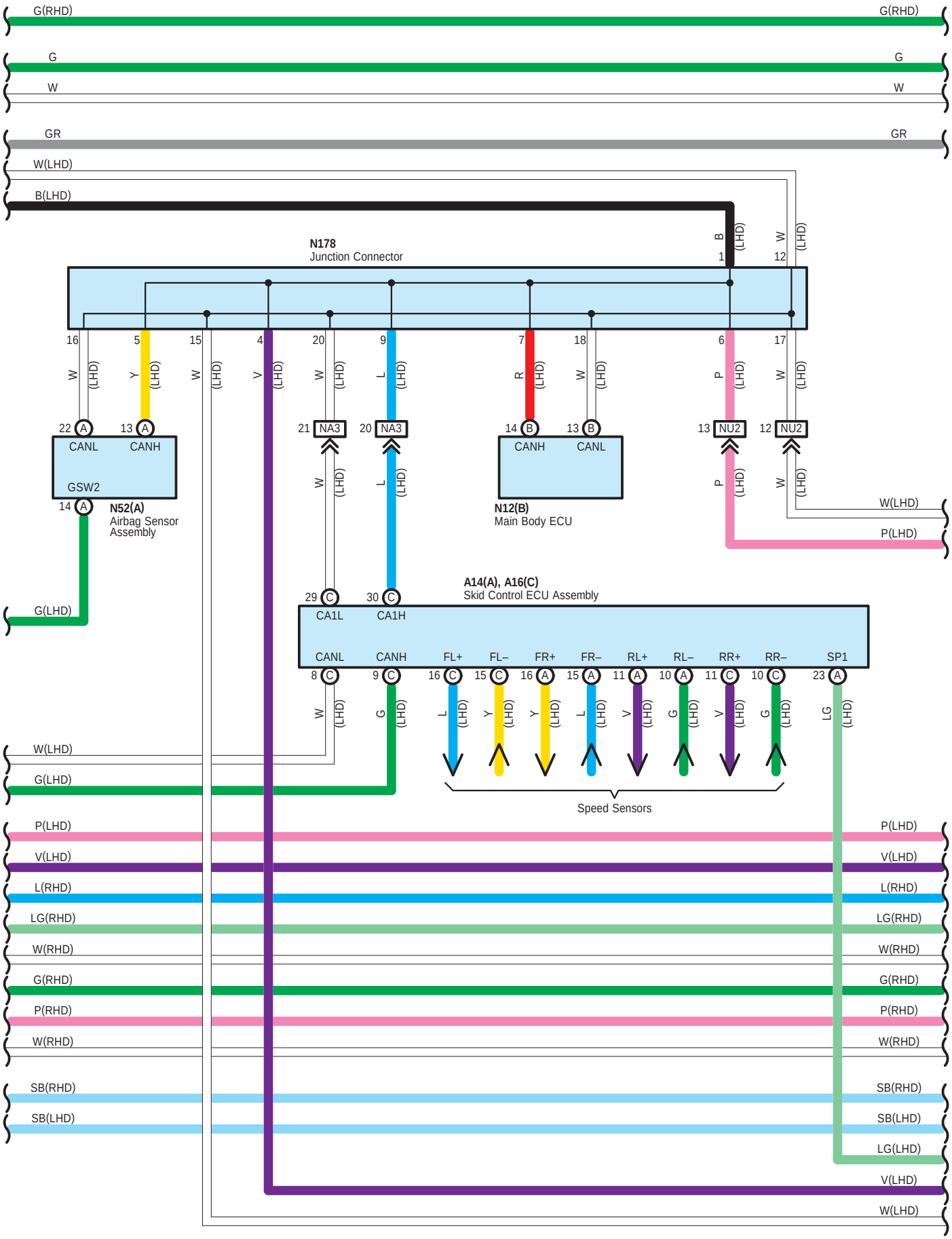
G(RHD)
G
W
GR
W(LHD)
B(LHD)
N178
Junction Connector
CANL
CANH
GSW2
N52(A)
Airbag Sensor Assembly
NA3
NU2
N12(B)
Main Body ECU
A14(A), A16(C)
Skid Control ECU Assembly
CA1L
CA1H
FL+
FL–
FR+
FR–
RL+
RL–
RR+
RR–
SP1
Speed Sensors
P(LHD)
V(LHD)
L(RHD)
LG(RHD)
W(RHD)
P(RHD)
SB(RHD)
SB(LHD)
LG(LHD)

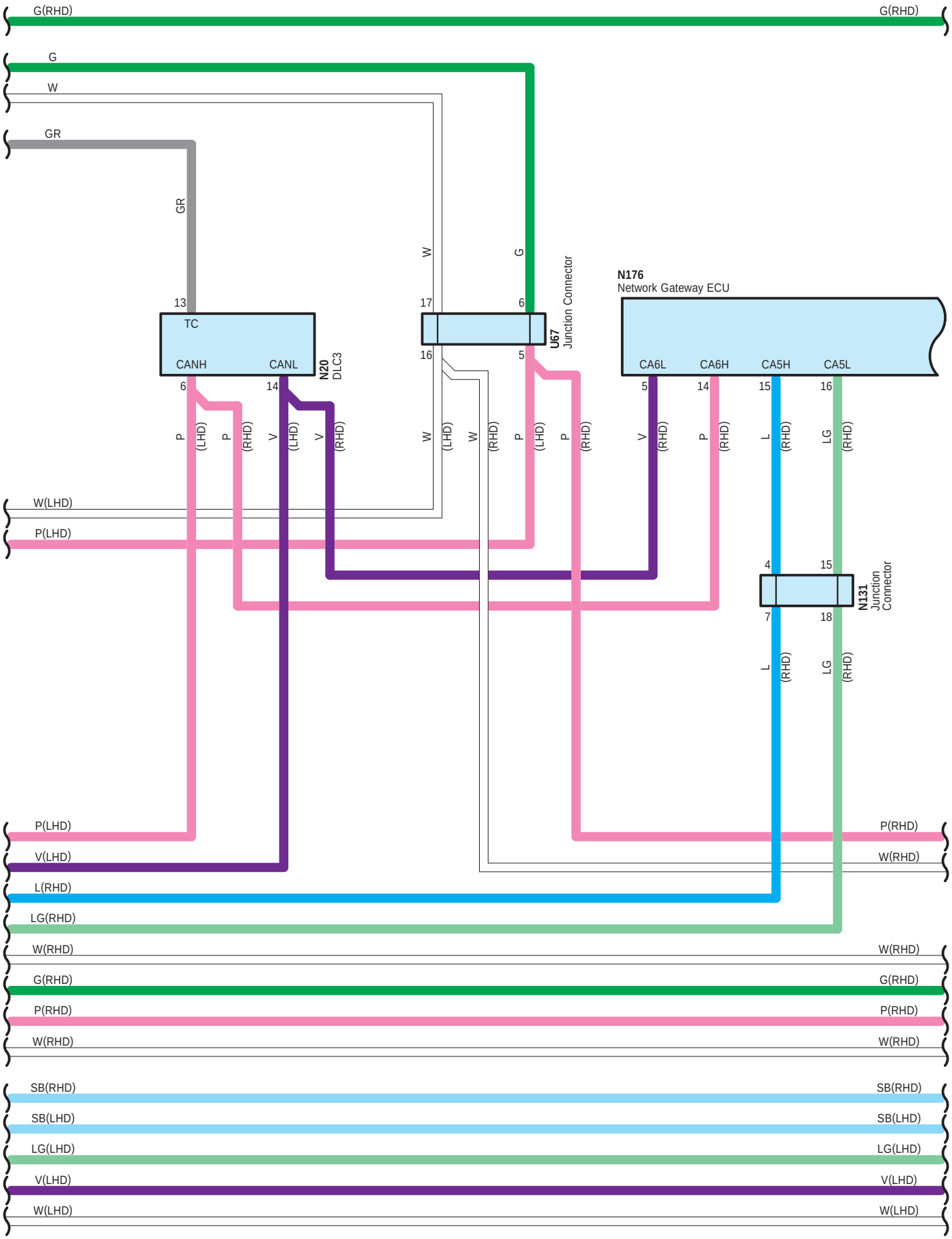
G(RHD)
G(RHD)
G
W
GR
GR
13
TC
CANH
CANL
6
14
N20
DLC3
W
G
17
6
16
5
U67
Junction Connector
N176
Network Gateway ECU
CA6L
CA6H
CA5H
CA5L
5
14
15
16
P (LHD)
P (RHD)
V (LHD)
V (RHD)
W (LHD)
W (RHD)
P (LHD)
P (RHD)
V (RHD)
P (RHD)
L (RHD)
LG (RHD)
W(LHD)
P(LHD)
4
15
7
18
N131
Junction Connector
L (RHD)
LG (RHD)
P(LHD)
V(LHD)
L(RHD)
LG(RHD)
W(RHD)
G(RHD)
P(RHD)
W(RHD)
P(RHD)
W(RHD)
W(RHD)
G(RHD)
P(RHD)
W(RHD)
SB(RHD)
SB(LHD)
LG(LHD)
V(LHD)
W(LHD)
SB(RHD)
SB(LHD)
LG(LHD)
V(LHD)
W(LHD)

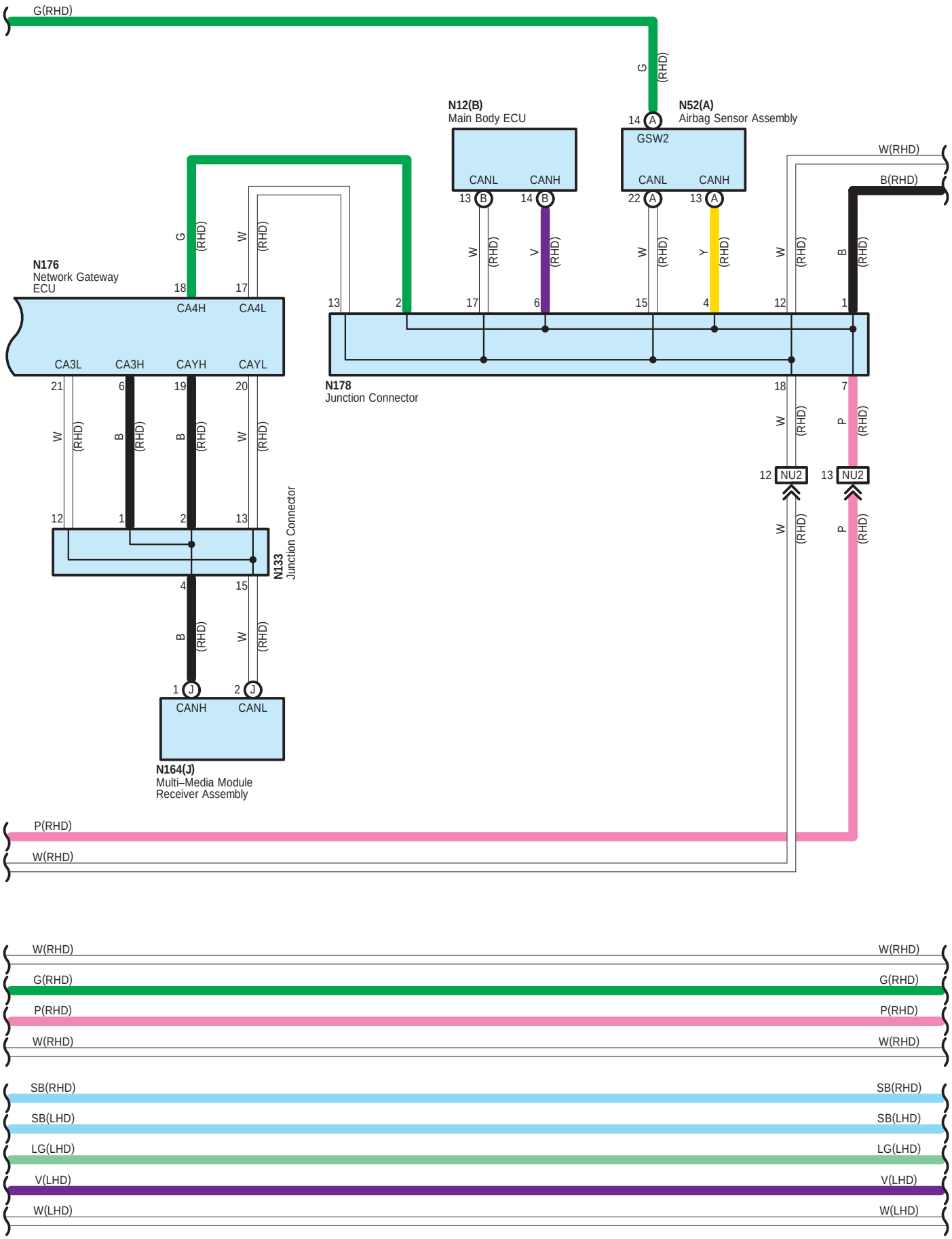
G(RHD)
G (RHD)
N12(B)
Main Body ECU
CANL
CANH
13 B
14 B
N52(A)
Airbag Sensor Assembly
14 A
GSW2
CANL
CANH
22 A
13 A
W(RHD)
B(RHD)
N176
Network Gateway
ECU
18
17
CA4H
CA4L
CA3L
CA3H
CAYH
CAYL
21
6
19
20
12
1
2
13
N133
Junction Connector
4
15
1 J
2 J
CANH
CANL
N164(J)
Multi–Media Module
Receiver Assembly
N178
Junction Connector
13
2
17
6
15
4
12
1
18
7
12 NU2
13 NU2
P(RHD)
W(RHD)
SB(RHD)
SB(LHD)
LG(LHD)
V(LHD)
W(LHD)

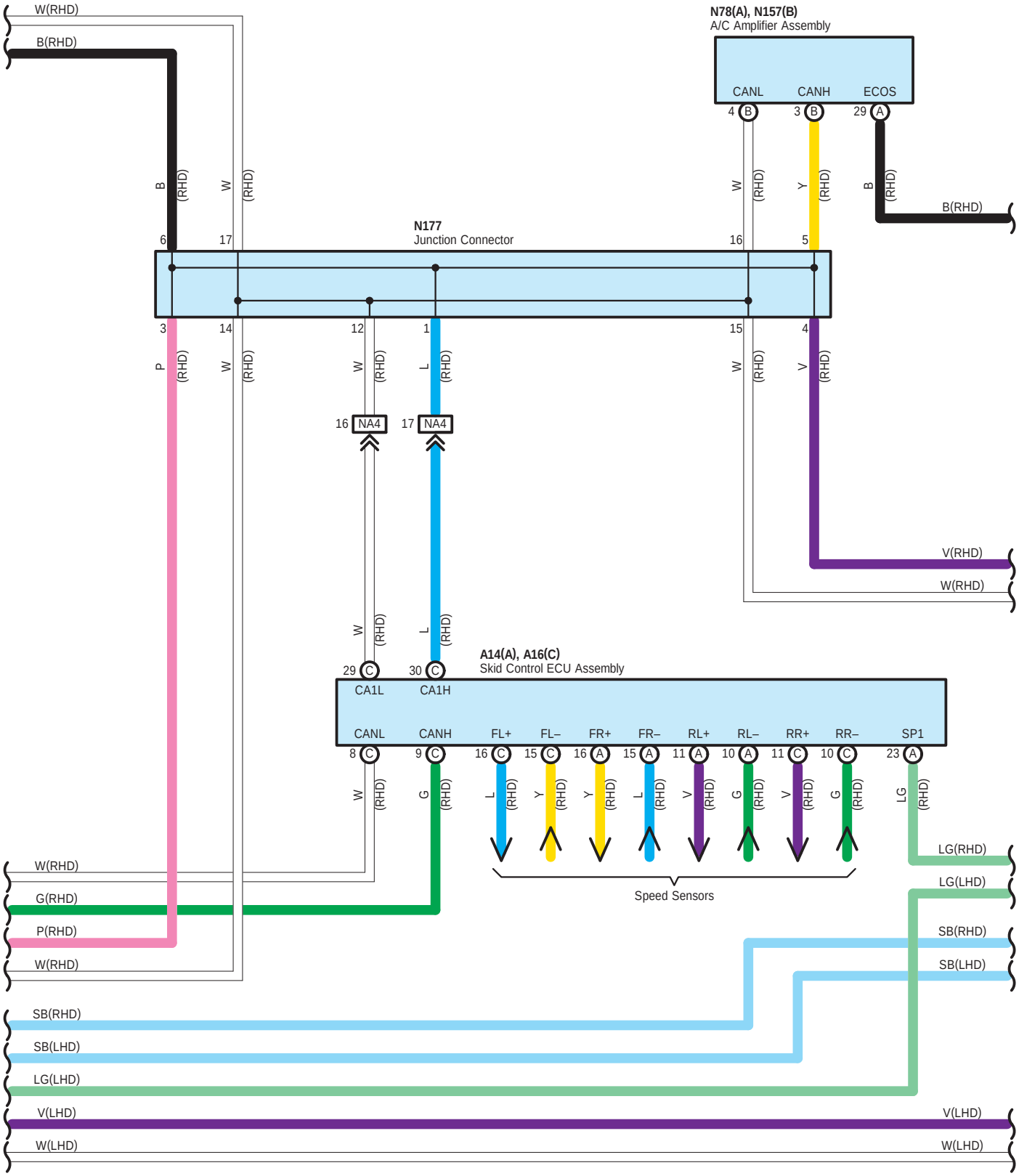
W(RHD)
B(RHD)
N78(A), N157(B)
A/C Amplifier Assembly
CANL
CANH
ECOS
4 B
3 B
29 A
B(RHD)
N177
Junction Connector
6
17
16
5
3
14
12
1
15
4
16 NA4
17 NA4
V(RHD)
W(RHD)
A14(A), A16(C)
Skid Control ECU Assembly
29 C
30 C
CA1L
CA1H
CANL
CANH
FL+
FL–
FR+
FR–
RL+
RL–
RR+
RR–
SP1
8 C
9 C
16 C
15 C
16 A
15 A
11 A
10 A
11 C
10 C
23 A
LG(RHD)
LG(LHD)
Speed Sensors
W(RHD)
G(RHD)
P(RHD)
W(RHD)
SB(RHD)
SB(LHD)
SB(RHD)
SB(LHD)
LG(LHD)
V(LHD)
W(LHD)
V(LHD)
W(LHD)

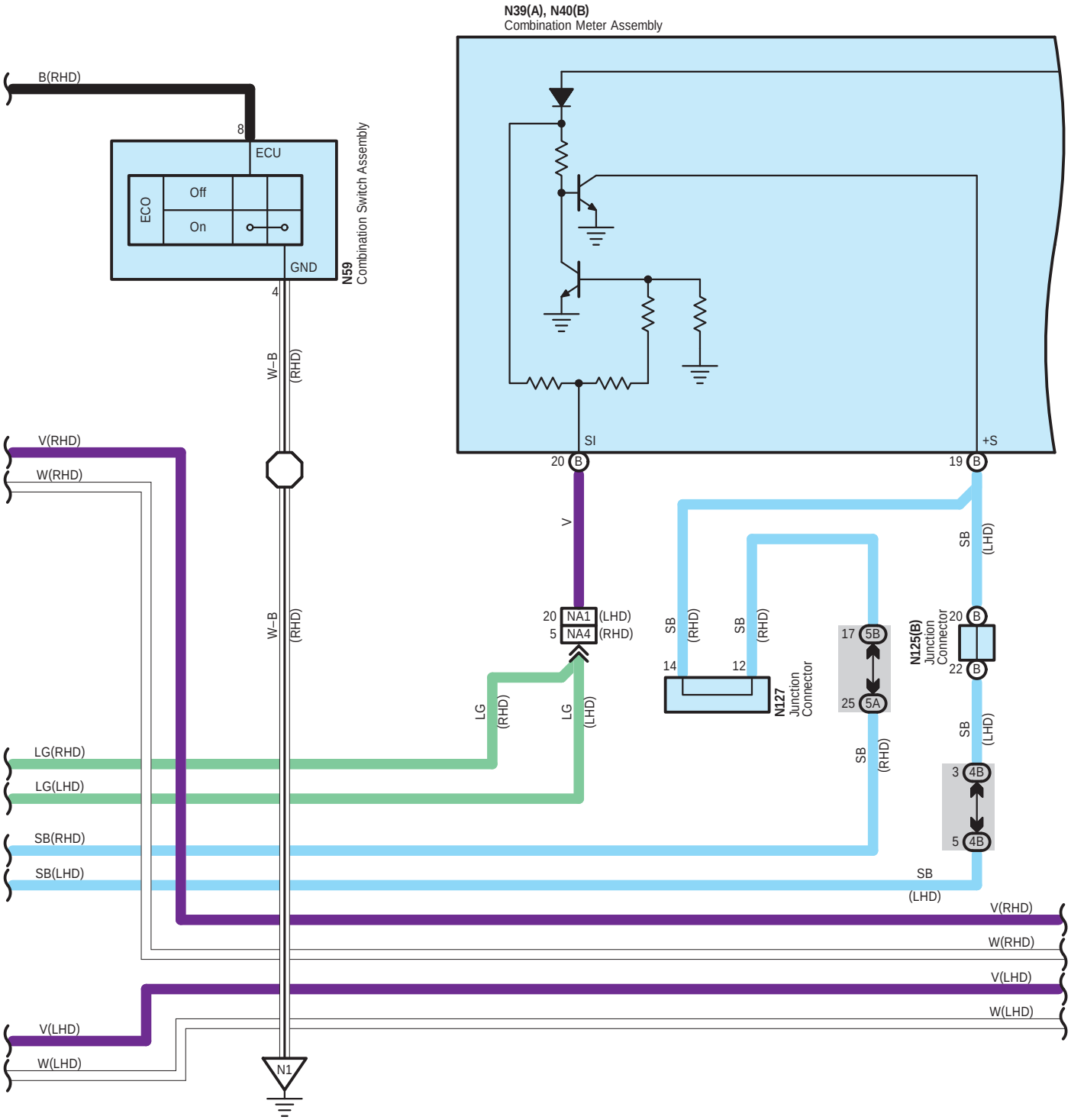
N39(A), N40(B)
Combination Meter Assembly
B(RHD)
8
ECU
ECO
Off
On
GND
N59
Combination Switch Assembly
4
W–B
(RHD)
V(RHD)
W(RHD)
SI
+S
20
B
19
B
V
SB
(LHD)
20
NA1
(LHD)
5
NA4
(RHD)
SB
(RHD)
SB
(RHD)
14
12
N127
Junction
Connector
17
5B
25
5A
N125(B)
Junction
Connector
20
B
22
B
LG
(RHD)
LG
(LHD)
SB
(RHD)
SB
(LHD)
3
4B
5
4B
LG(RHD)
LG(LHD)
SB(RHD)
SB(LHD)
SB
(LHD)
V(RHD)
W(RHD)
V(LHD)
W(LHD)
V(LHD)
W(LHD)
N1

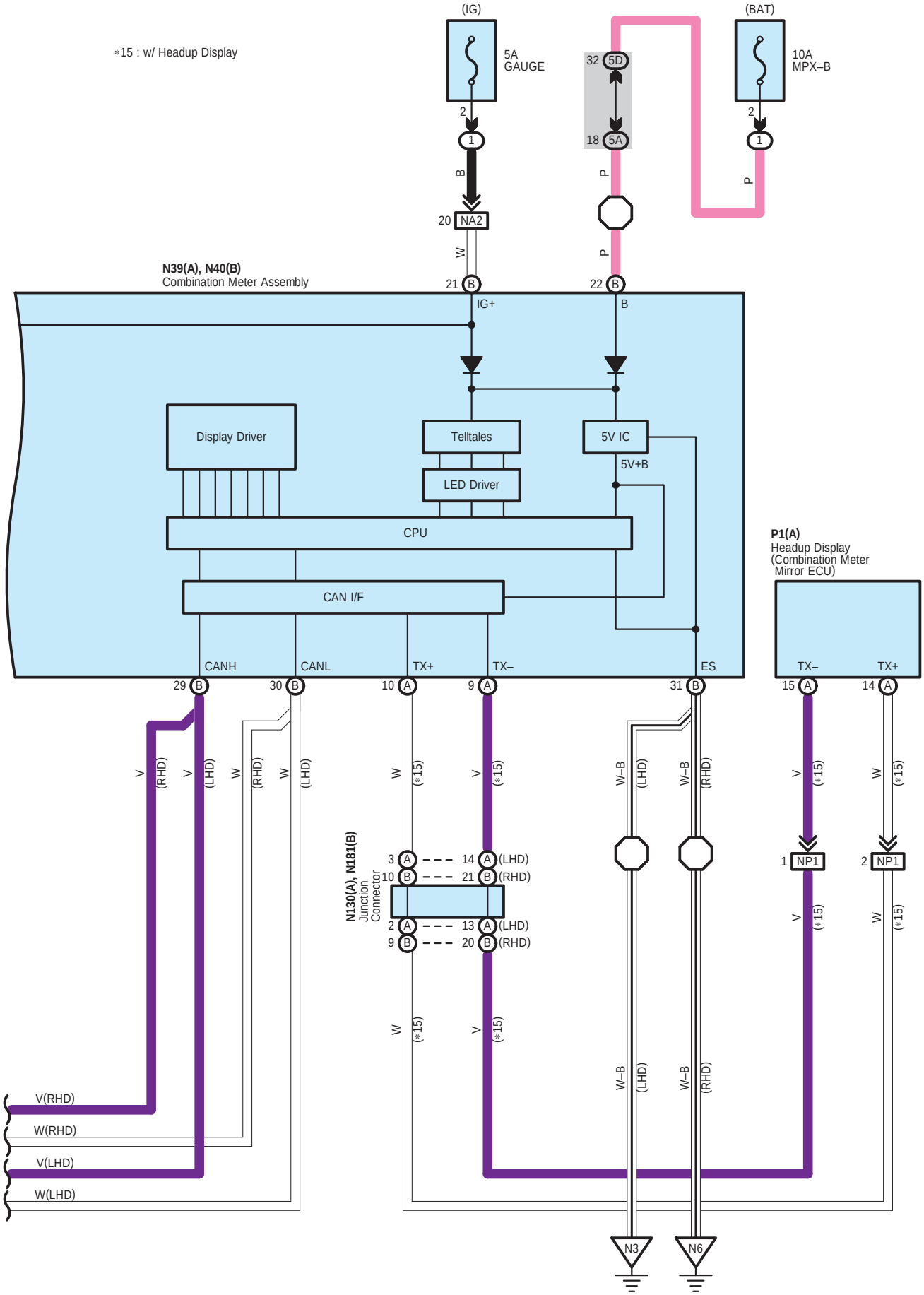
*15 : w/ Headup Display
(IG)
5A
GAUGE
(BAT)
10A
MPX–B
32 5D
18 5A
2
1
B
P
20 NA2
W
N39(A), N40(B)
Combination Meter Assembly
21 B
22 B
IG+
B
Display Driver
Telltales
5V IC
5V+B
LED Driver
CPU
CAN I/F
P1(A)
Headup Display
(Combination Meter
Mirror ECU)
CANH
CANL
TX+
TX–
ES
29 B
30 B
10 A
9 A
31 B
15 A
14 A
V (RHD)
V (LHD)
W (RHD)
W (LHD)
W (*15)
V (*15)
W–B (LHD)
W–B (RHD)
N130(A), N181(B)
Junction
Connector
3 A
10 B
14 A (LHD)
21 B (RHD)
2 A
9 B
13 A (LHD)
20 B (RHD)
1 NP1
2 NP1
V(RHD)
W(RHD)
V(LHD)
W(LHD)
N3
N6

A 2
Black



A 3
Black

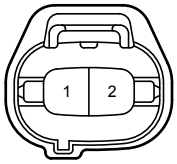

A 5
White

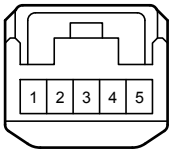

A 14
Black

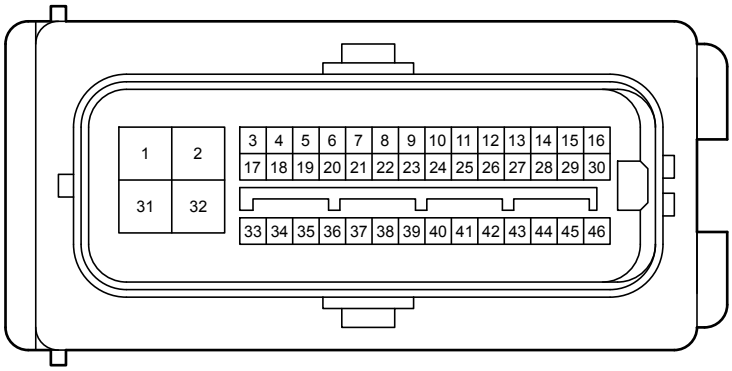

A 16
Gray

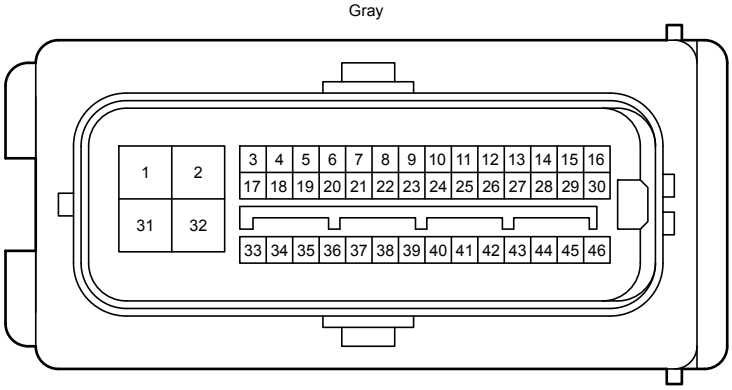

A 26
Black

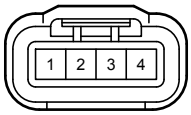

A 35
Gray

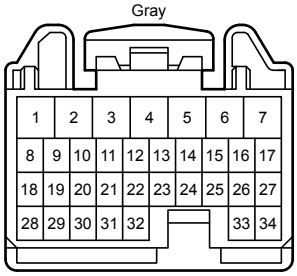

A 36
Gray

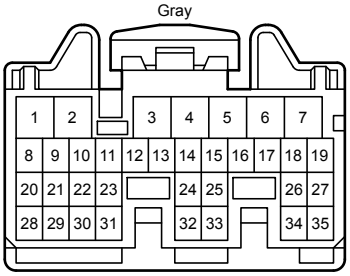

A 38
Black

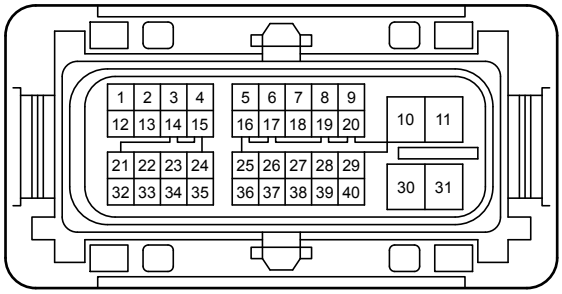

A 39
Black



A 50
Gray

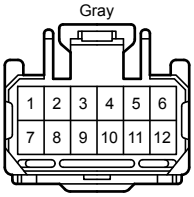

A 51
Blue

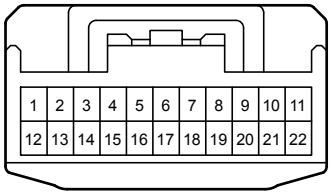

A 53
White

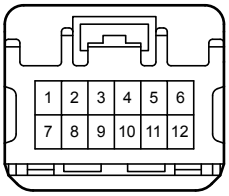

A 57
Blue

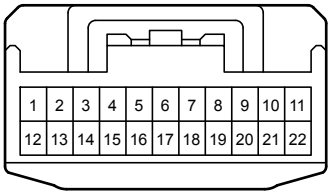

A 61

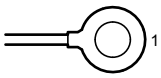

A 74
Black

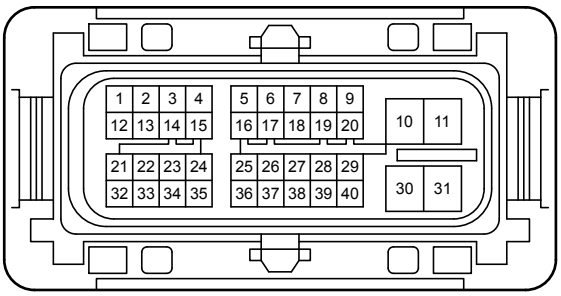

A 75
Black

A 79
Black

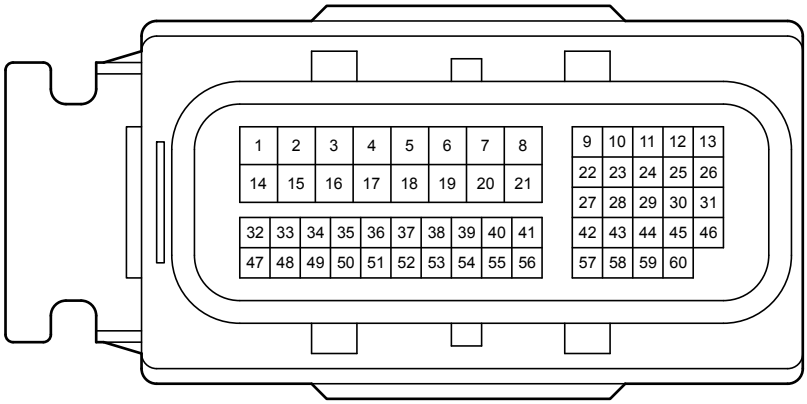

E 1

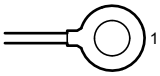

E 2

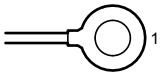

F 24
Black



F 50
Gray



F 51
Gray



F 65
Gray

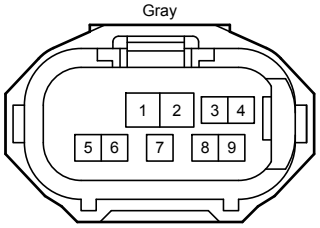

F 66
Gray

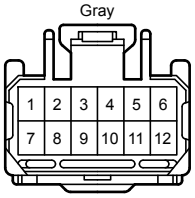

F 70
Black

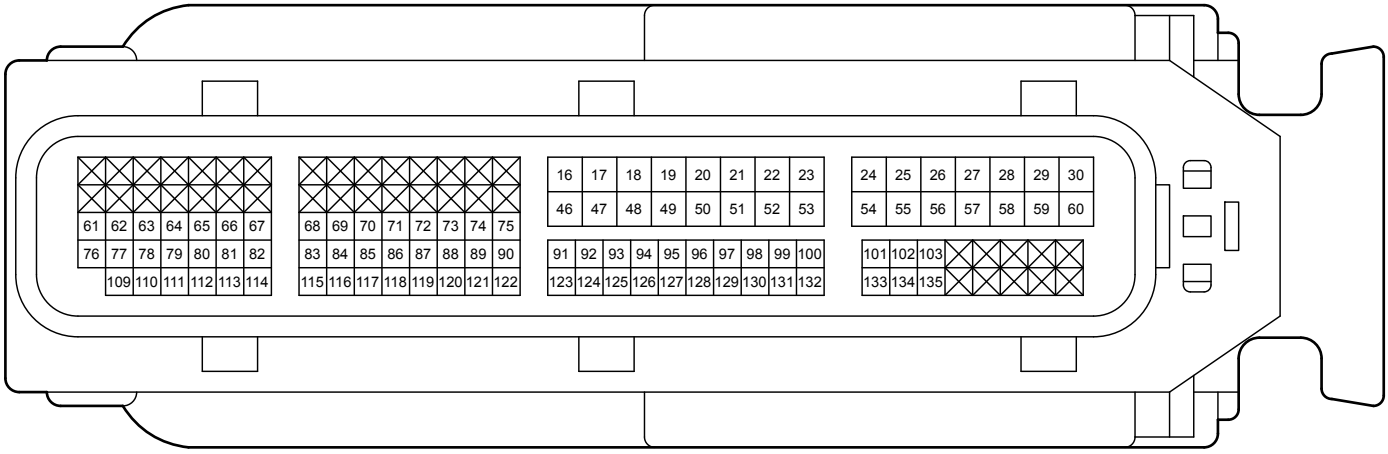

F 85
Black

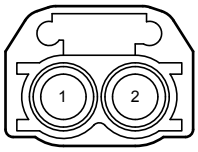

N 12
White

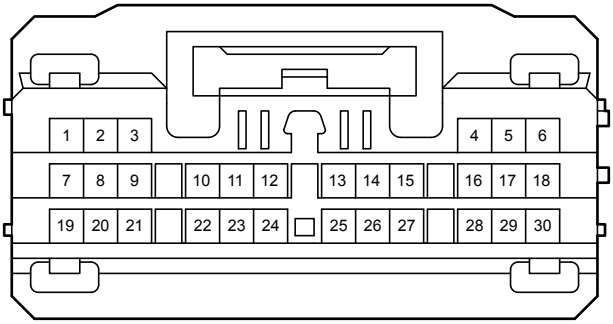

N 20
Black

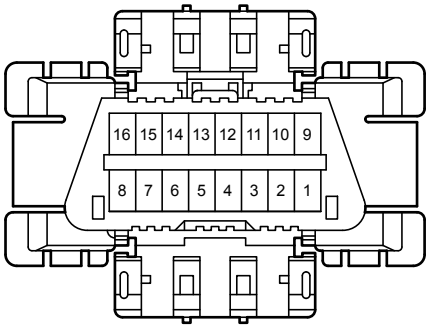

N 31
Black

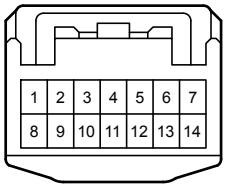

N 39
Black

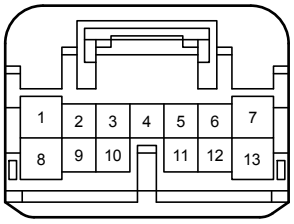

N 40
Black

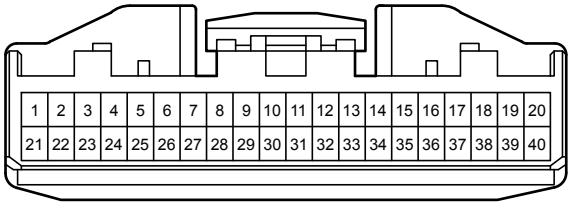

N 50
White

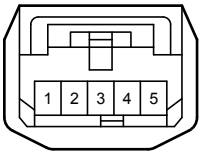

N 52
Yellow

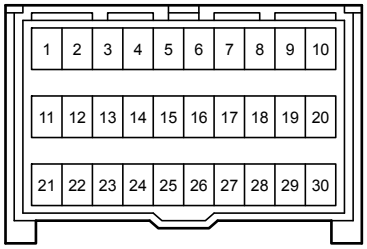

N 59
Black



N 78
White

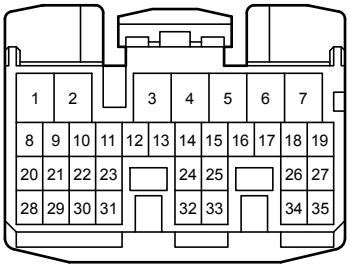

N 91
Gray

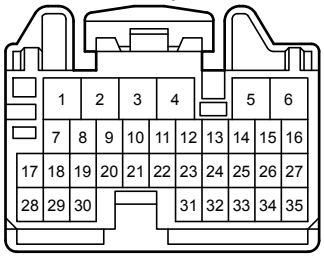

N 92
Gray

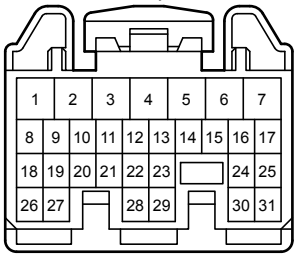

N123
Blue

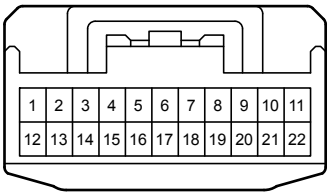

N125
Blue

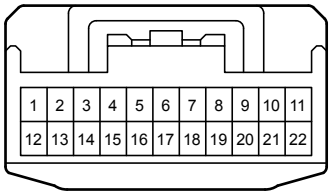

N126
Blue

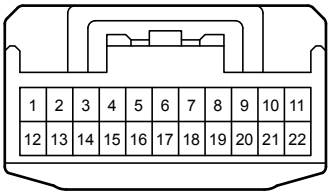

N127
Blue

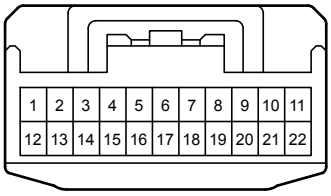

N130
Black

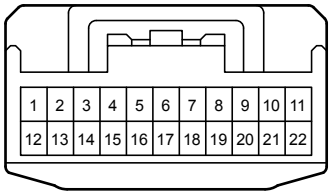

N131
Gray

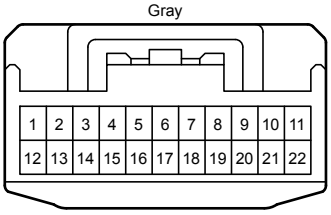

N133
Black

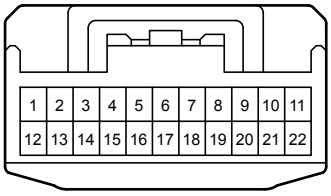

N157
White

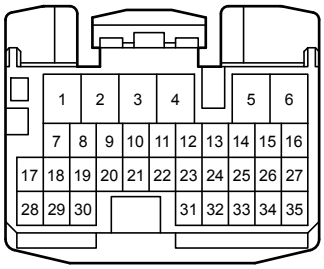

N163
Blue

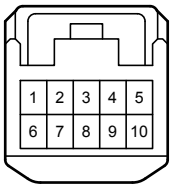

N164
White

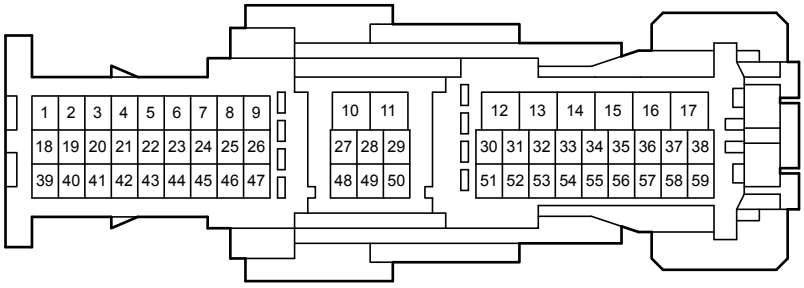

N176
Black

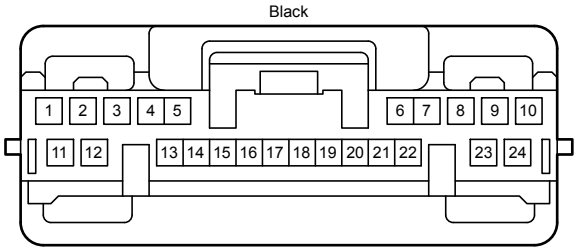

N177
Gray

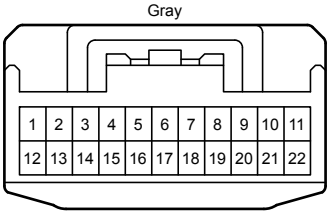

N178
Gray

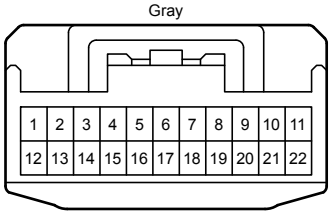

N181
Black

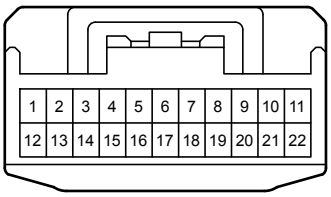

N184
Blue

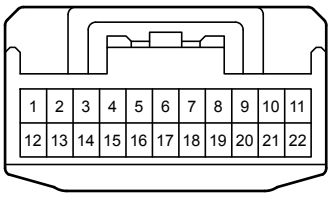

P 1
White

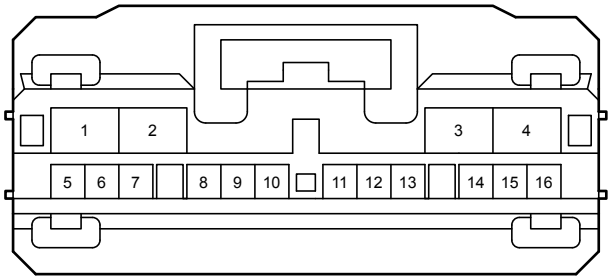

T 11
White

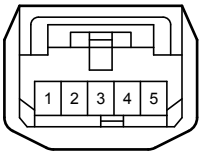

T 44
Blue



T 45
Blue



U 44
Black

U 67
Gray

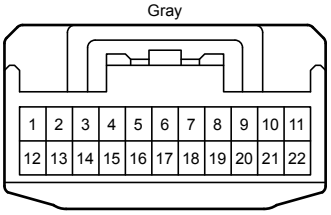

V 2
White

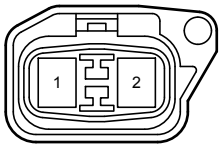

V 3
White



V 4

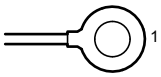

V 5

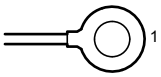

X 8
Black

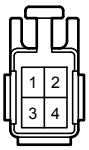

f 1
White



m 2
White

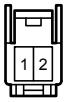

m 3
White

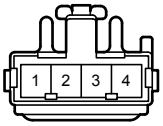

m 5
White

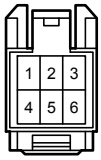

u 1
White

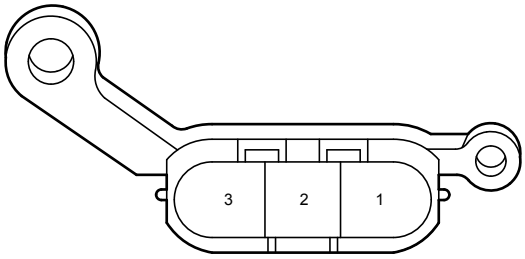

u 3
White

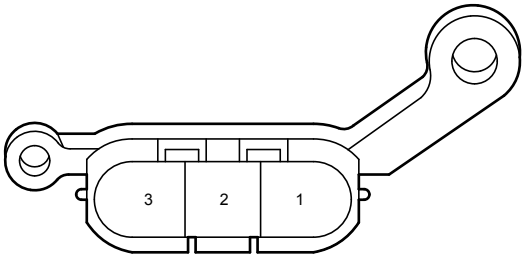

u 4
White

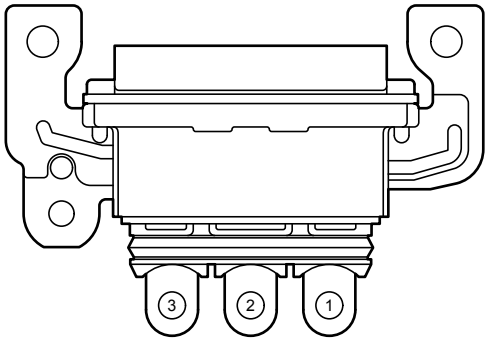

v 3
White

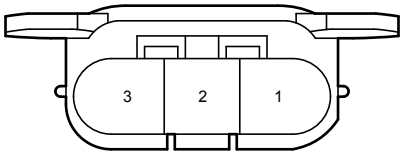

v 4
White



w 1

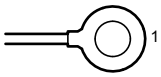

w 2
Orange

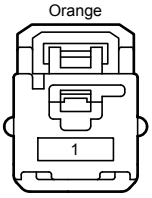

y 1

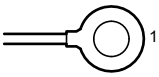

y 2
Orange

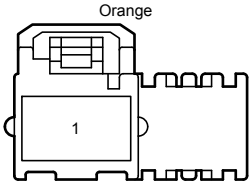

z 21
Black

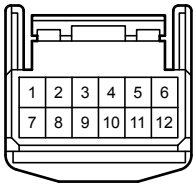

z 22
White

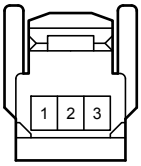

z 23
Orange

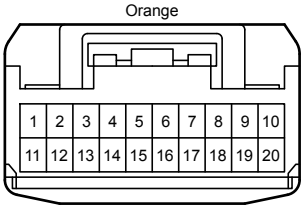

z 25
White

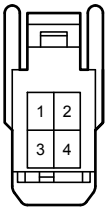

1K
White

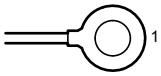

1L
White

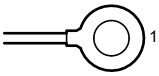

4A
White

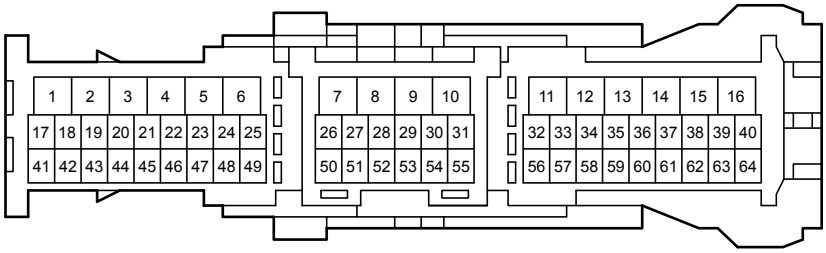

4B
White

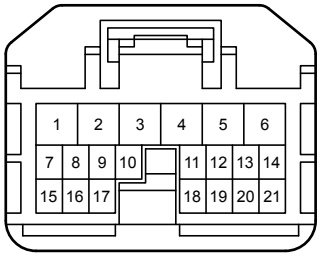

4D
White

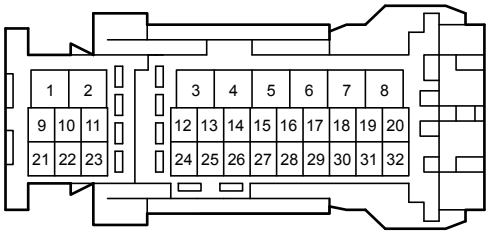

5A
White

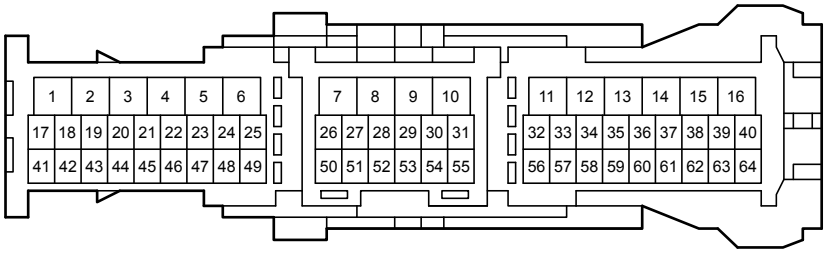

5B
White

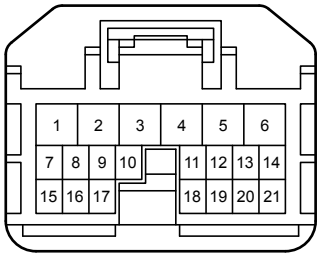

5D
White

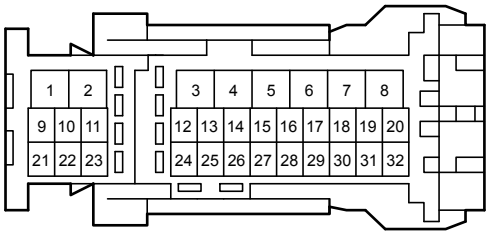

6B
White

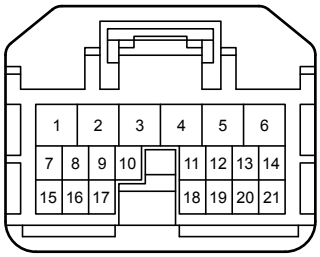

AF1
White

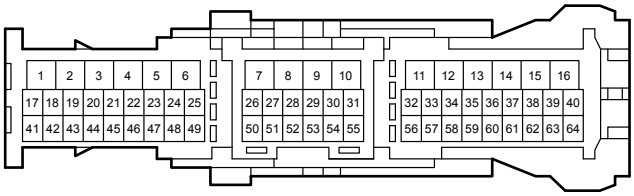

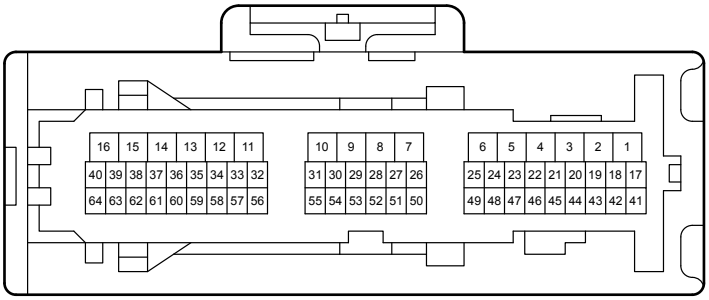

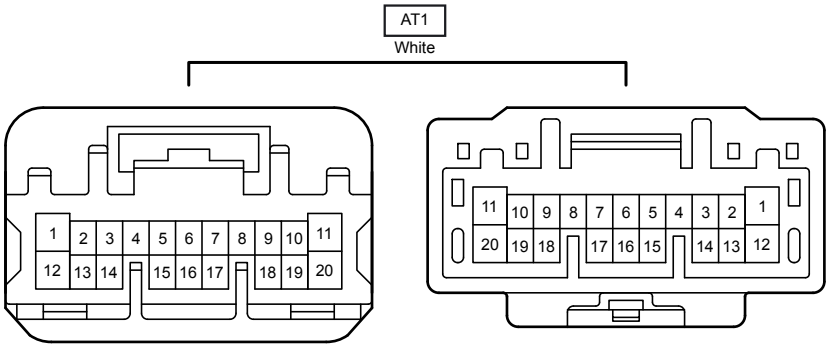
AT1
White
1 2 3 4 5 6 7 8 9 10 11
12 13 14 15 16 17 18 19 20
11 10 9 8 7 6 5 4 3 2 1
20 19 18 17 16 15 14 13 12

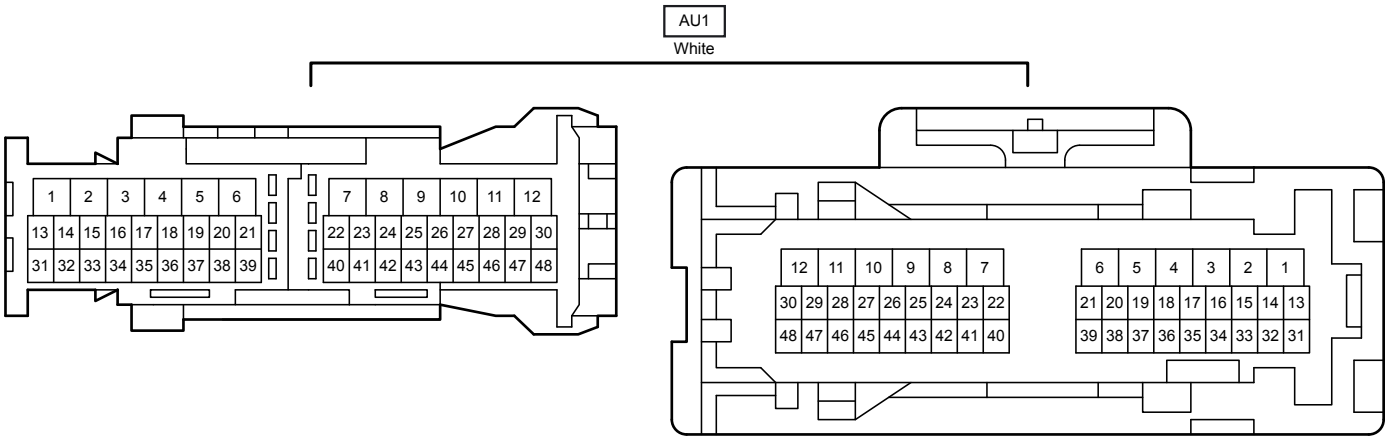
AU1
White
1 2 3 4 5 6 7 8 9 10 11 12
13 14 15 16 17 18 19 20 21 22 23 24 25 26 27 28 29 30
31 32 33 34 35 36 37 38 39 40 41 42 43 44 45 46 47 48
12 11 10 9 8 7 6 5 4 3 2 1
30 29 28 27 26 25 24 23 22 21 20 19 18 17 16 15 14 13
48 47 46 45 44 43 42 41 40 39 38 37 36 35 34 33 32 31

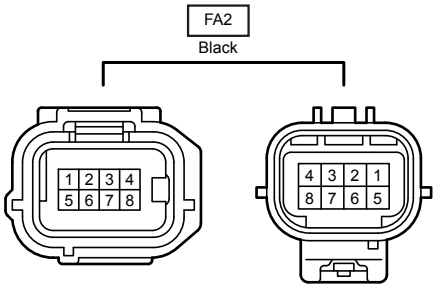
FA2
Black
1 2 3 4
5 6 7 8
4 3 2 1
8 7 6 5

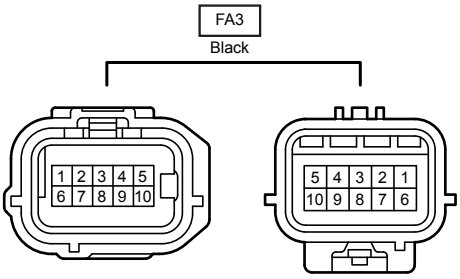
FA3
Black
1 2 3 4 5
6 7 8 9 10
5 4 3 2 1
10 9 8 7 6

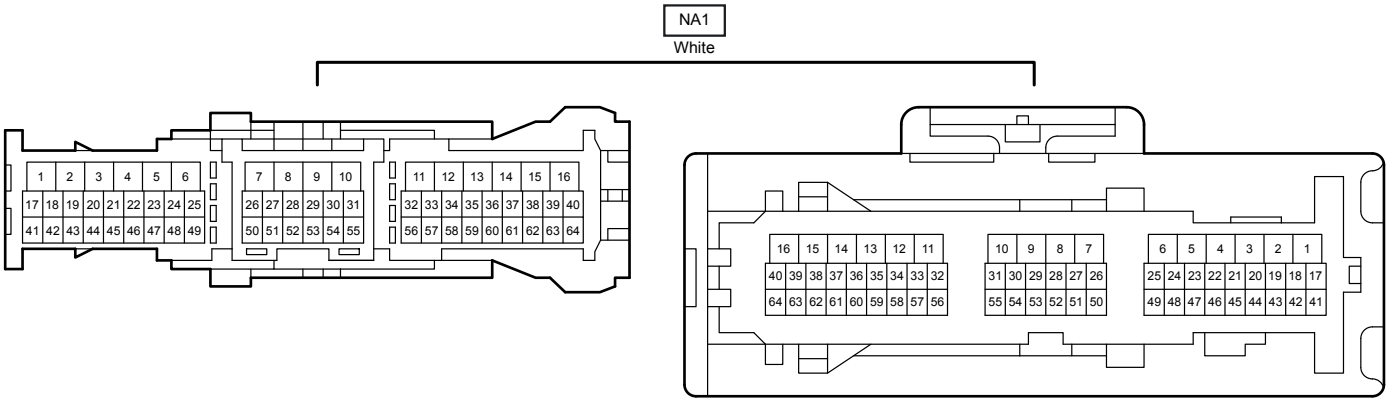
NA1
White
1 2 3 4 5 6 7 8 9 10 11 12 13 14 15 16
17 18 19 20 21 22 23 24 25 26 27 28 29 30 31 32 33 34 35 36 37 38 39 40
41 42 43 44 45 46 47 48 49 50 51 52 53 54 55 56 57 58 59 60 61 62 63 64
16 15 14 13 12 11 10 9 8 7 6 5 4 3 2 1
40 39 38 37 36 35 34 33 32 31 30 29 28 27 26 25 24 23 22 21 20 19 18 17
64 63 62 61 60 59 58 57 56 55 54 53 52 51 50 49 48 47 46 45 44 43 42 41

NA2
White

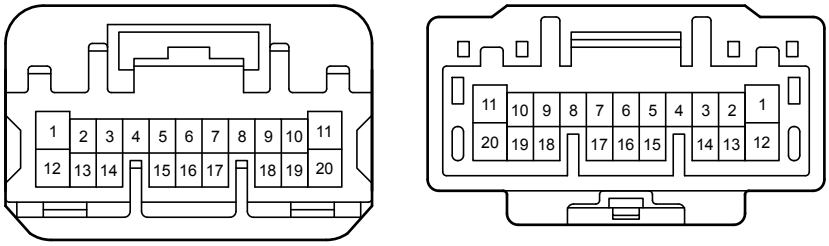

NA3
White

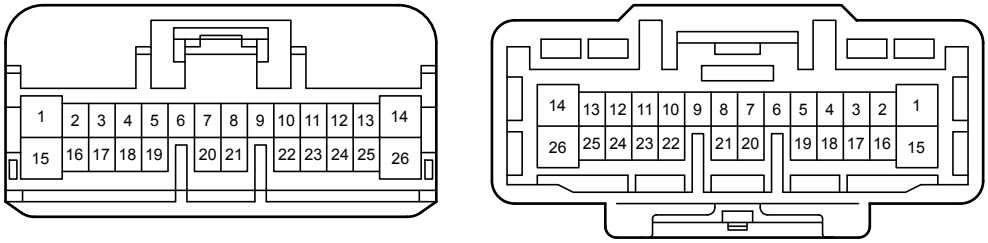

NA4
Gray

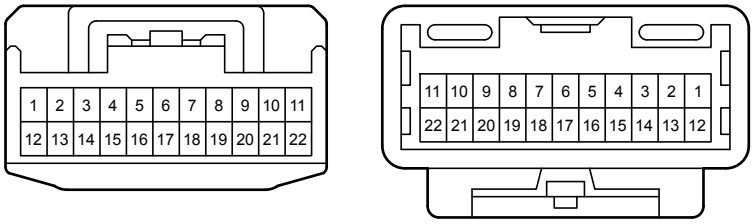

NO1
White

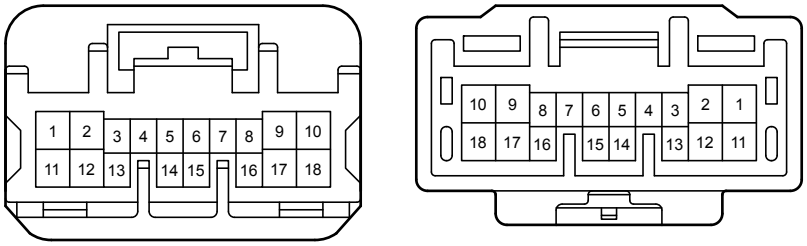

NP1
White

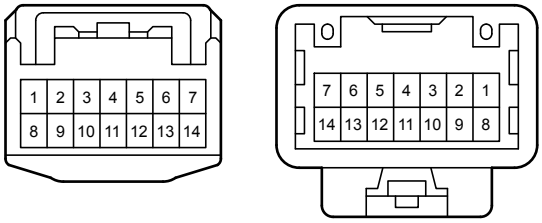

NT1
White

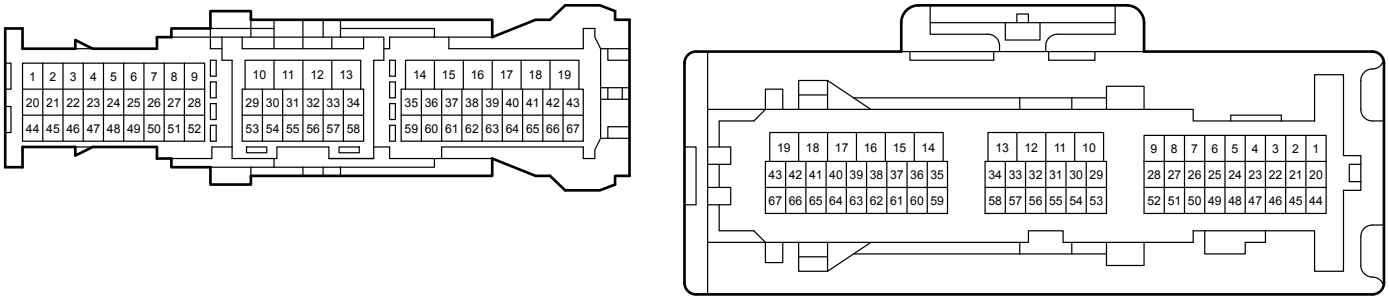

NU1
White

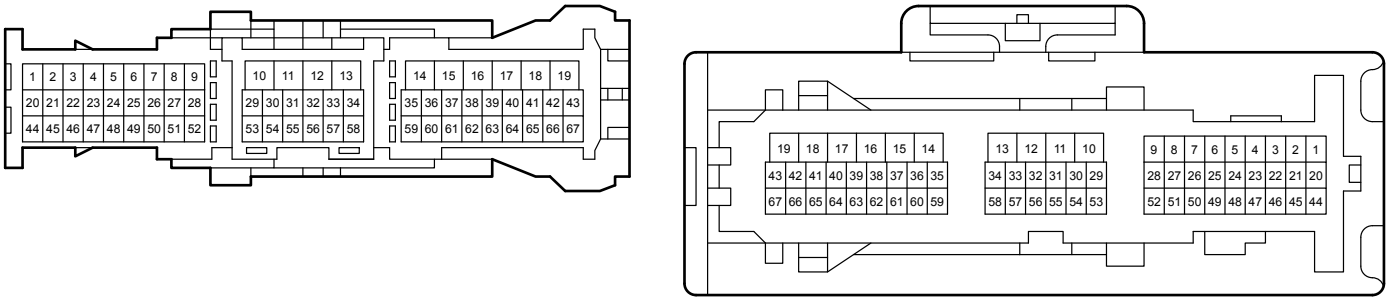

NU2
White

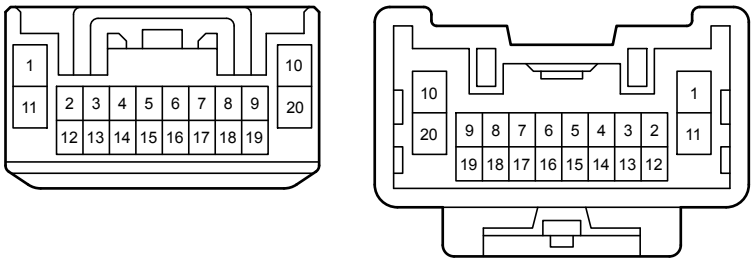

TN1
White

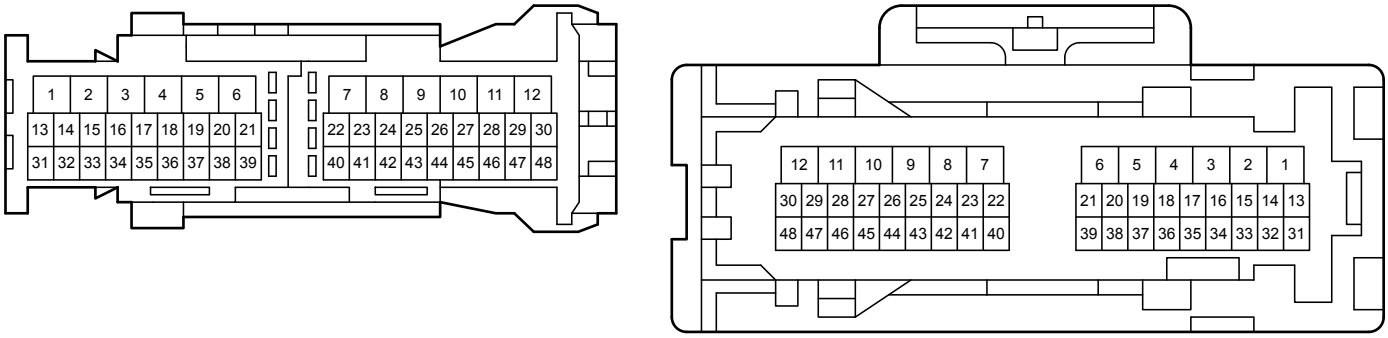

TU1
White

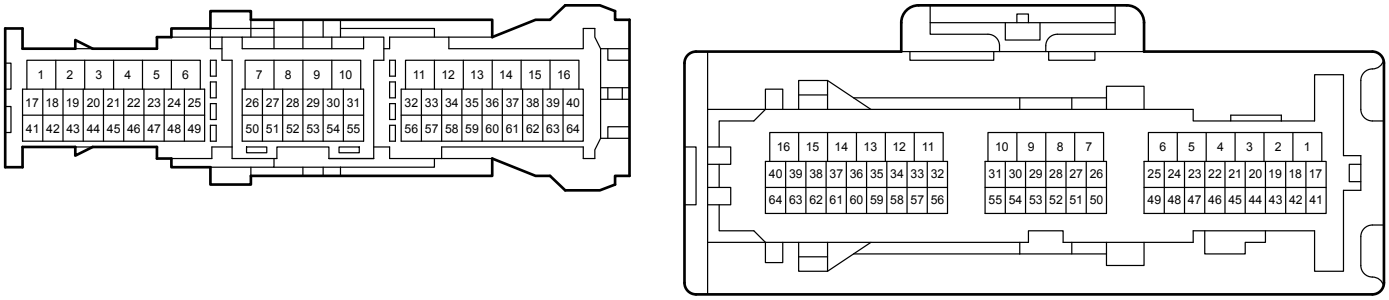

XT1
White

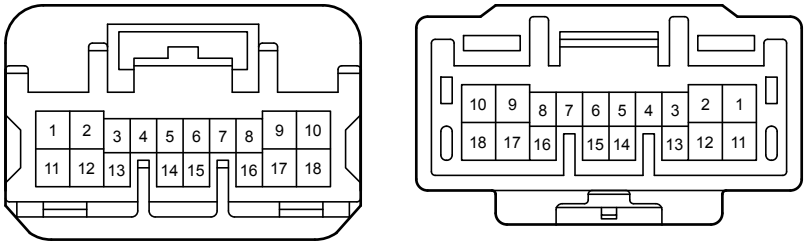
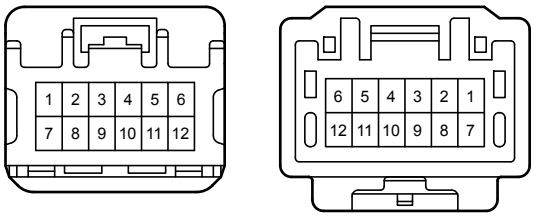
mT1
White