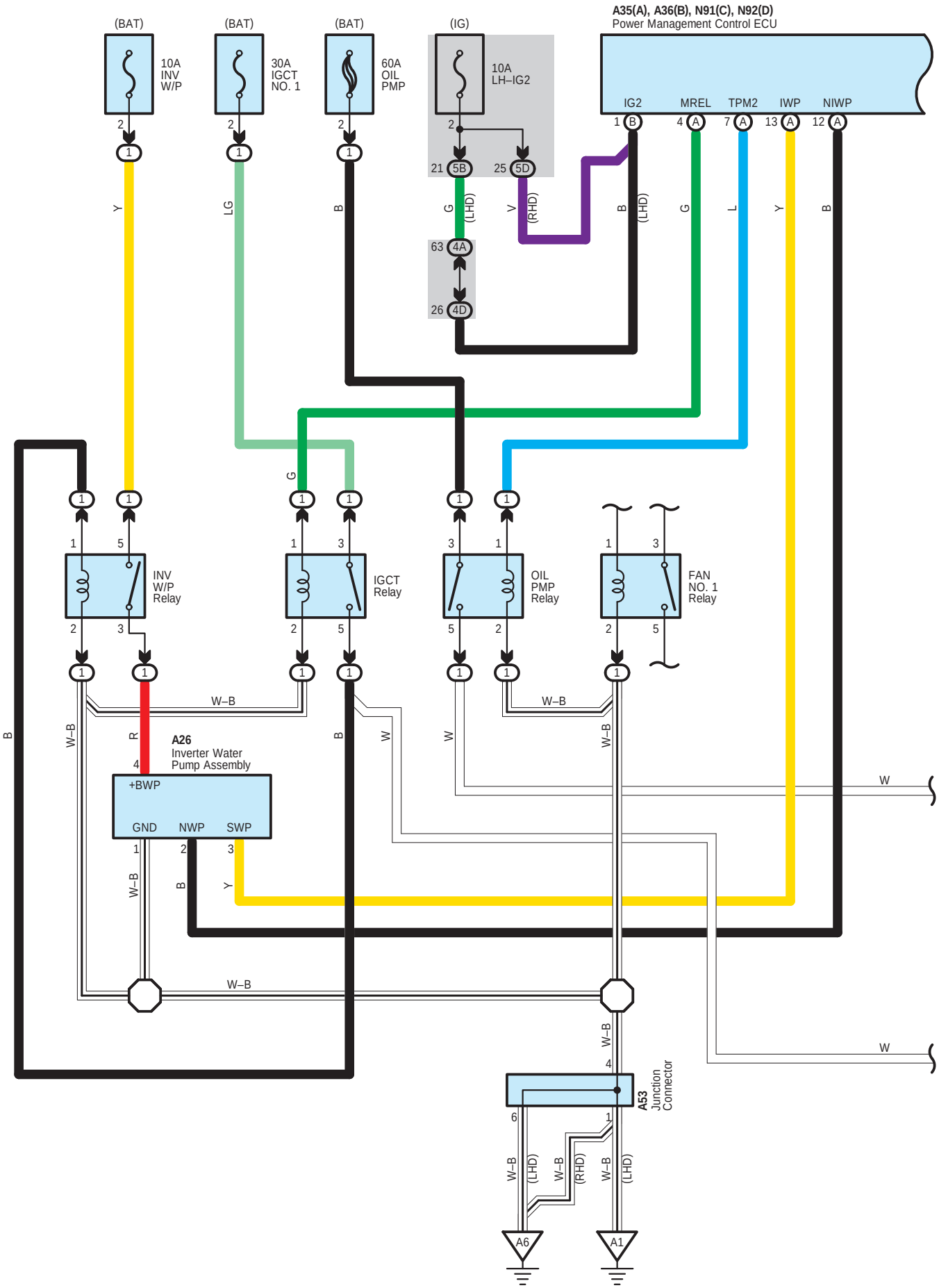
(BAT)
10A
INV
W/P
(BAT)
30A
IGCT
NO. 1
(BAT)
60A
OIL
PMP
(IG)
10A
LH–IG2
A35(A), A36(B), N91(C), N92(D)
Power Management Control ECU
IG2
MREL
TPM2
IWP
NIWP
INV
W/P
Relay
IGCT
Relay
OIL
PMP
Relay
FAN
NO. 1
Relay
A26
Inverter Water
Pump Assembly
+BWP
GND
NWP
SWP
A53
Junction
Connector
(LHD)
(RHD)
A6
A1

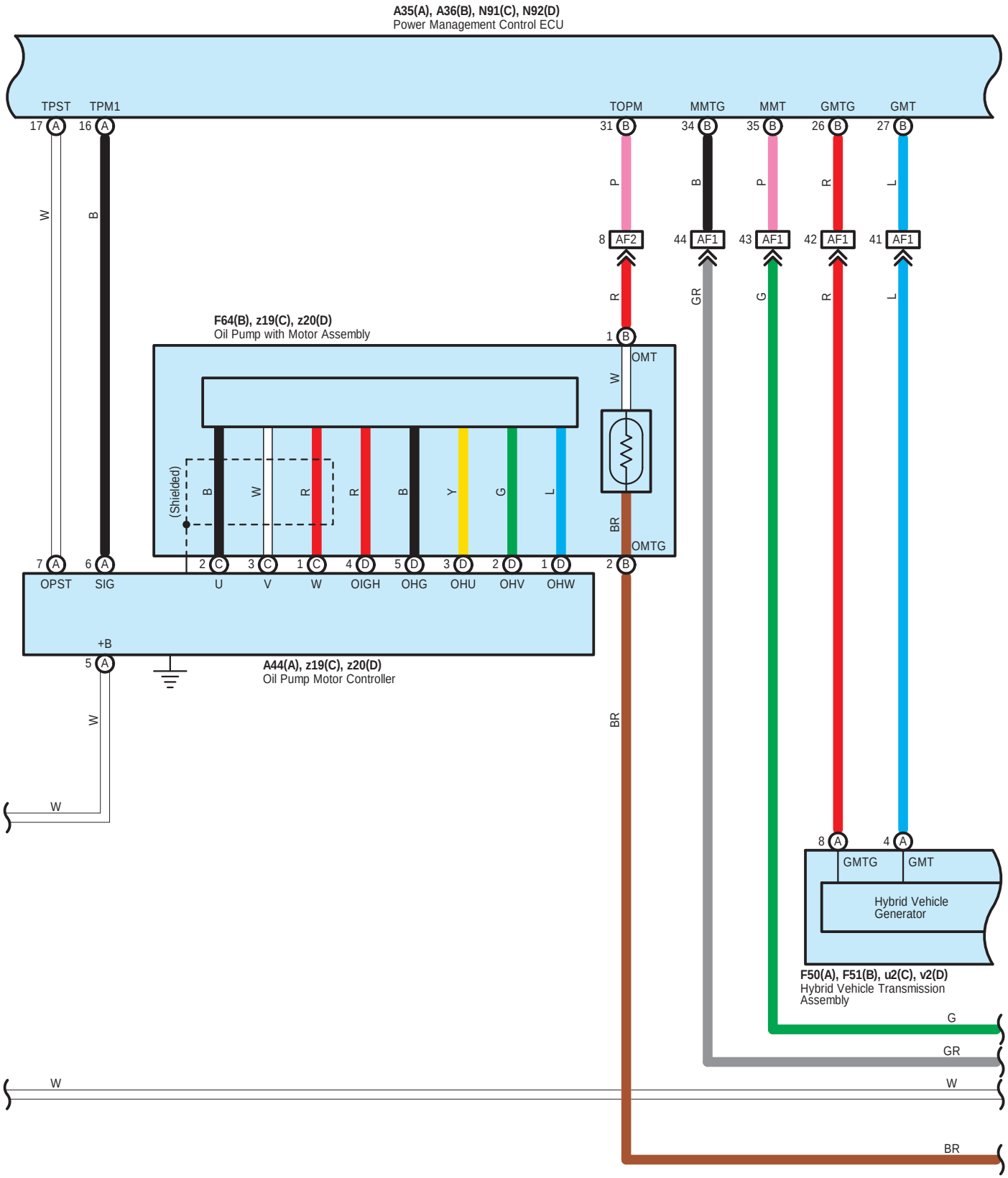
A35(A), A36(B), N91(C), N92(D)
Power Management Control ECU
TPST
TPM1
TOPM
MMTG
MMT
GMTG
GMT
17 A
16 A
31 B
34 B
35 B
26 B
27 B
W
B
P
B
P
R
L
8 AF2
44 AF1
43 AF1
42 AF1
41 AF1
R
GR
G
R
L
F64(B), z19(C), z20(D)
Oil Pump with Motor Assembly
1 B
OMT
W
(Shielded)
B
W
R
R
B
Y
G
L
BR
OMTG
7 A
6 A
2 C
3 C
1 C
4 D
5 D
3 D
2 D
1 D
2 B
OPST
SIG
U
V
W
OIGH
OHG
OHU
OHV
OHW
+B
5 A
A44(A), z19(C), z20(D)
Oil Pump Motor Controller
W
W
BR
8 A
4 A
GMTG
GMT
Hybrid Vehicle
Generator
F50(A), F51(B), u2(C), v2(D)
Hybrid Vehicle Transmission
Assembly
G
GR
W
W
BR

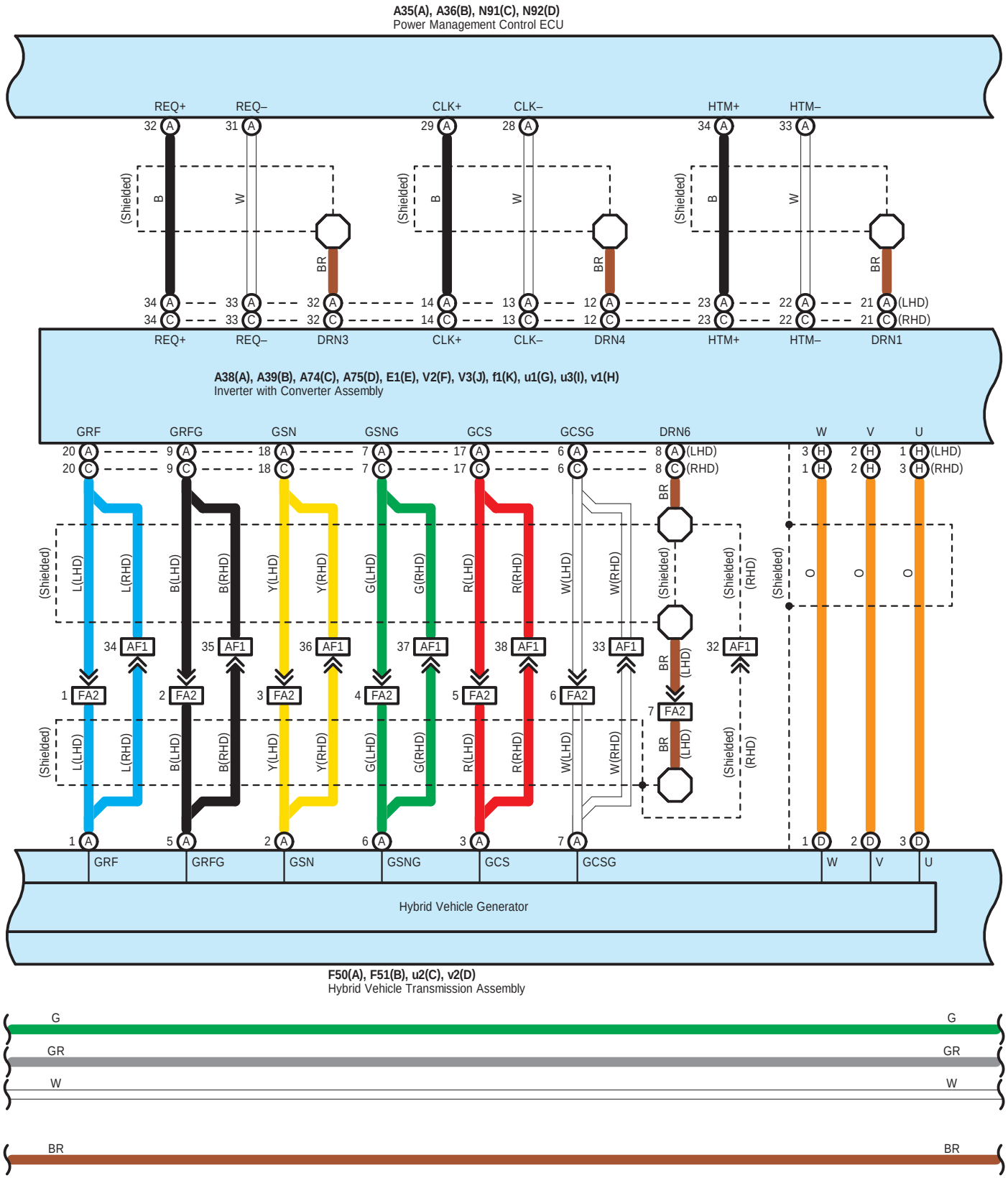
A35(A), A36(B), N91(C), N92(D)
Power Management Control ECU
REQ+
REQ–
CLK+
CLK–
HTM+
HTM–
(Shielded)
B
W
BR
(LHD)
(RHD)
DRN3
DRN4
DRN1
A38(A), A39(B), A74(C), A75(D), E1(E), V2(F), V3(J), f1(K), u1(G), u3(I), v1(H)
Inverter with Converter Assembly
GRF
GRFG
GSN
GSNG
GCS
GCSG
DRN6
W
V
U
L(LHD)
L(RHD)
B(LHD)
B(RHD)
Y(LHD)
Y(RHD)
G(LHD)
G(RHD)
R(LHD)
R(RHD)
W(LHD)
W(RHD)
AF1
FA2
Hybrid Vehicle Generator
F50(A), F51(B), u2(C), v2(D)
Hybrid Vehicle Transmission Assembly
G
GR
W
BR

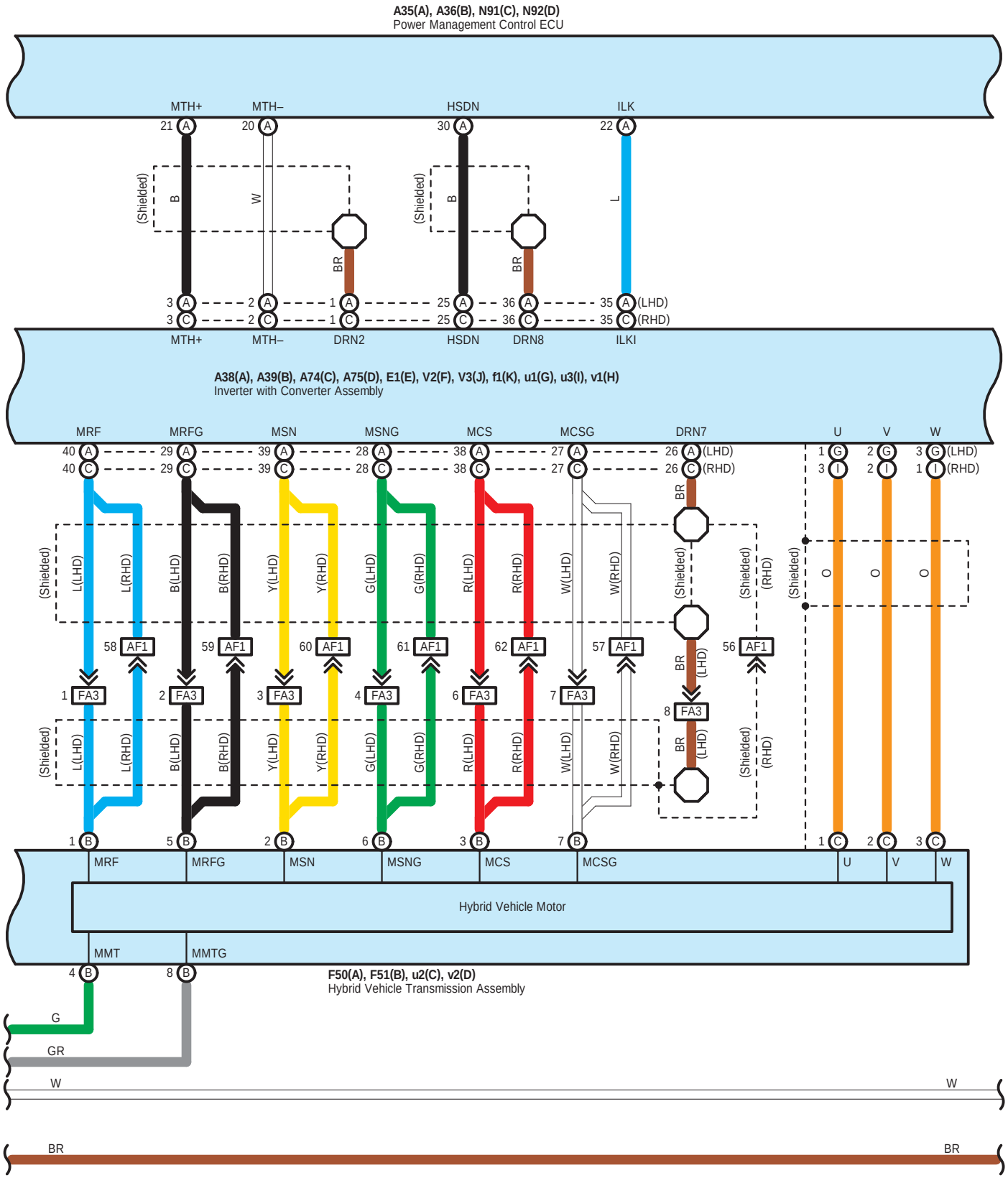
A35(A), A36(B), N91(C), N92(D)
Power Management Control ECU
MTH+
MTH–
HSDN
ILK
21 A
20 A
30 A
22 A
(Shielded)
B
W
BR
L
3 A
2 A
1 A
25 A
36 A
35 A (LHD)
3 C
2 C
1 C
25 C
36 C
35 C (RHD)
MTH+
MTH–
DRN2
HSDN
DRN8
ILKI
A38(A), A39(B), A74(C), A75(D), E1(E), V2(F), V3(J), f1(K), u1(G), u3(I), v1(H)
Inverter with Converter Assembly
MRF
MRFG
MSN
MSNG
MCS
MCSG
DRN7
U
V
W
40 A
29 A
39 A
28 A
38 A
27 A
26 A (LHD)
1 G
2 G
3 G (LHD)
40 C
29 C
39 C
28 C
38 C
27 C
26 C (RHD)
3 I
2 I
1 I (RHD)
L(LHD)
L(RHD)
B(LHD)
B(RHD)
Y(LHD)
Y(RHD)
G(LHD)
G(RHD)
R(LHD)
R(RHD)
W(LHD)
W(RHD)
O
58 AF1
59 AF1
60 AF1
61 AF1
62 AF1
57 AF1
56 AF1
1 FA3
2 FA3
3 FA3
4 FA3
6 FA3
7 FA3
8 FA3
1 B
5 B
2 B
6 B
3 B
7 B
1 C
2 C
3 C
Hybrid Vehicle Motor
MMT
MMTG
4 B
8 B
F50(A), F51(B), u2(C), v2(D)
Hybrid Vehicle Transmission Assembly
G
GR
W
BR

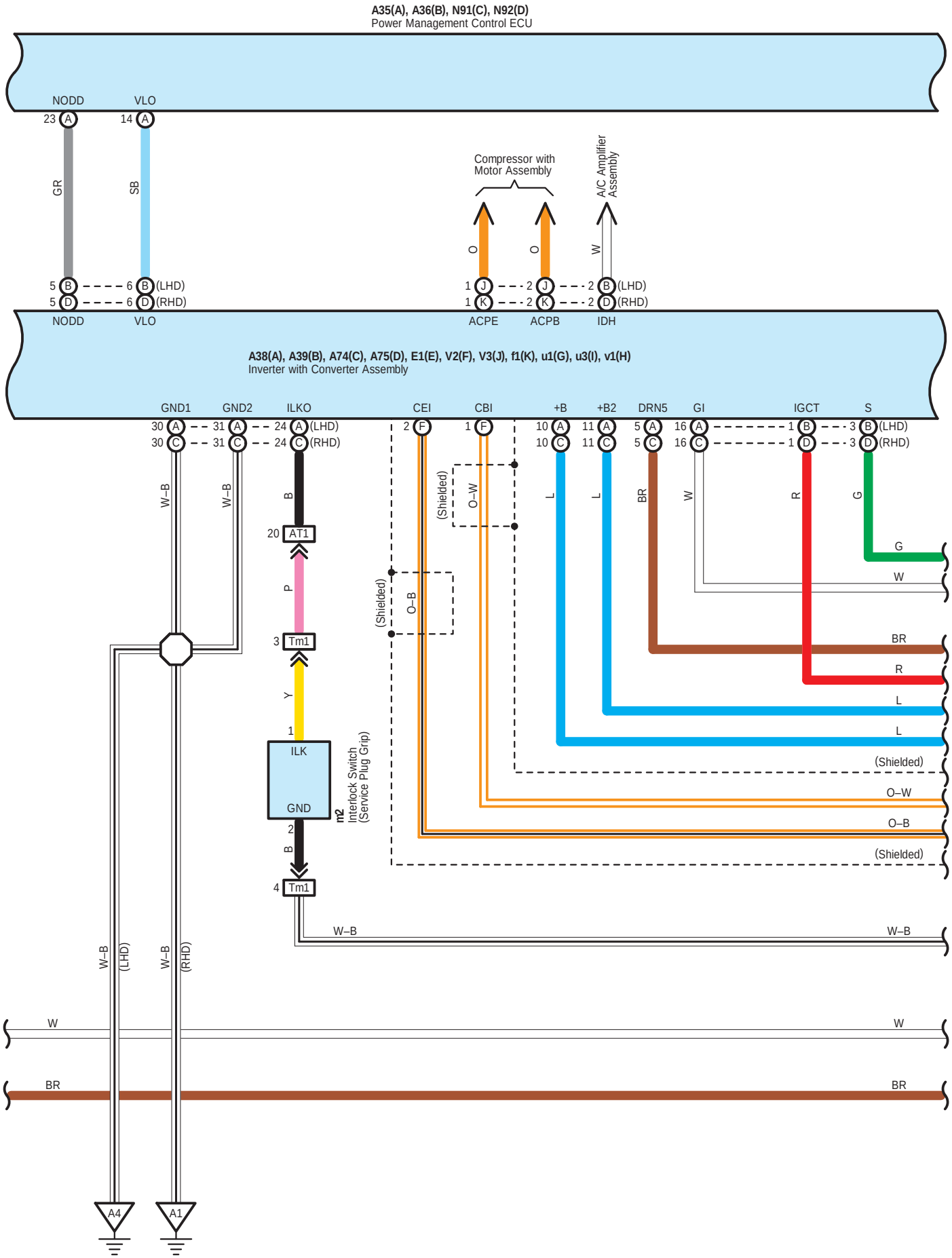
A35(A), A36(B), N91(C), N92(D)
Power Management Control ECU
NODD
VLO
23 A
14 A
GR
SB
Compressor with Motor Assembly
A/C Amplifier Assembly
O
O
W
5 B
6 B (LHD)
5 D
6 D (RHD)
1 J
2 J
2 B (LHD)
1 K
2 K
2 D (RHD)
NODD
VLO
ACPE
ACPB
IDH
A38(A), A39(B), A74(C), A75(D), E1(E), V2(F), V3(J), f1(K), u1(G), u3(I), v1(H)
Inverter with Converter Assembly
GND1
GND2
ILKO
CEI
CBI
+B
+B2
DRN5
GI
IGCT
S
30 A
31 A
24 A (LHD)
2 F
1 F
10 A
11 A
5 A
16 A
1 B
3 B (LHD)
30 C
31 C
24 C (RHD)
10 C
11 C
5 C
16 C
1 D
3 D (RHD)
W–B
W–B
B
(Shielded)
O–W
L
L
BR
W
R
G
20 AT1
P
(Shielded)
O–B
G
W
3 Tm1
BR
R
Y
L
1
L
ILK
(Shielded)
GND
m2
Interlock Switch (Service Plug Grip)
O–W
2
O–B
B
(Shielded)
4 Tm1
W–B
W–B
W–B
(LHD)
W–B
(RHD)
W
W
BR
BR
A4
A1

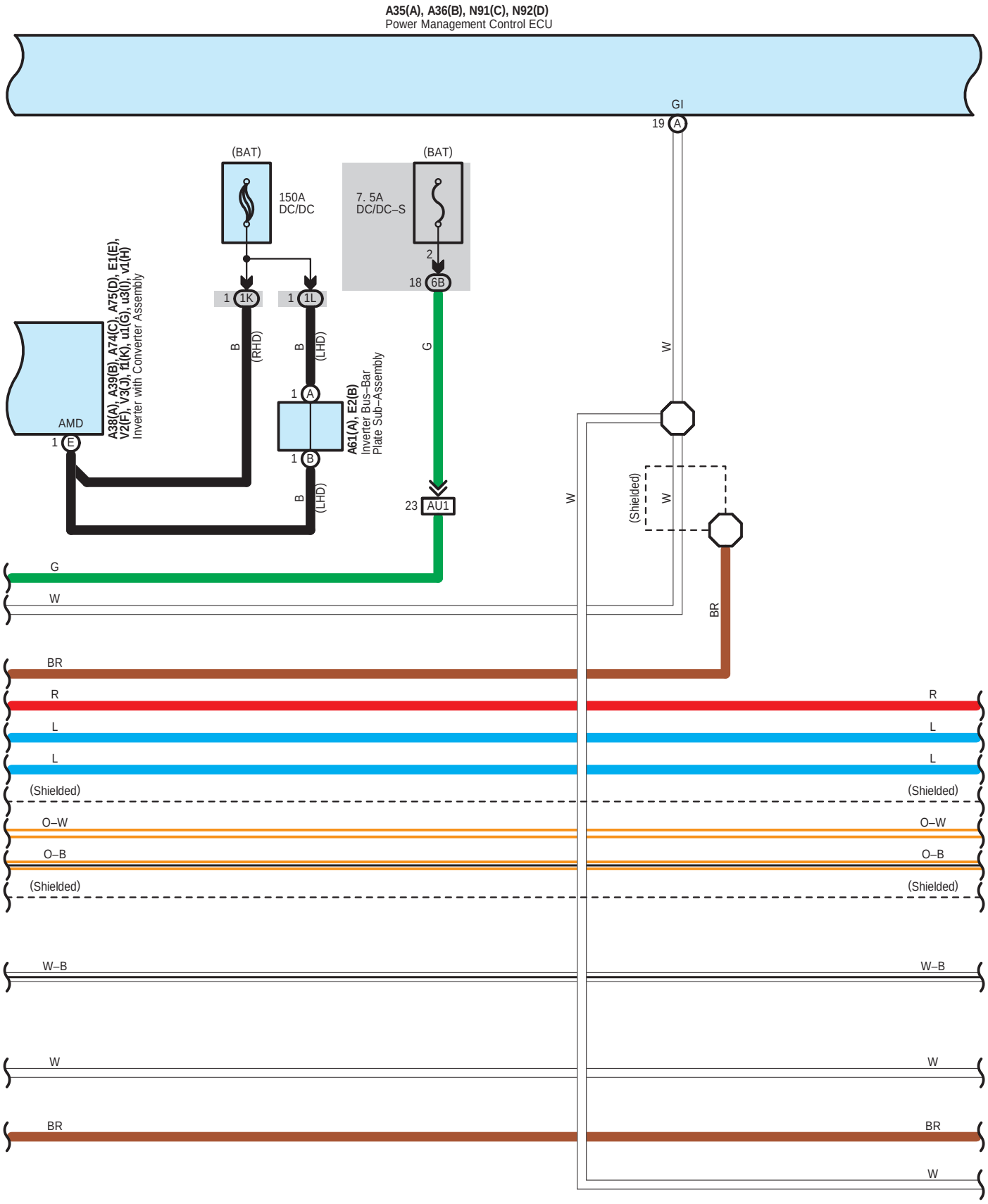
A35(A), A36(B), N91(C), N92(D)
Power Management Control ECU
GI
19 A
(BAT)
150A
DC/DC
(BAT)
7. 5A
DC/DC–S
2
18 6B
1 1K
1 1L
B (RHD)
B (LHD)
G
W
A38(A), A39(B), A74(C), A75(D), E1(E),
V2(F), V3(J), f1(K), u1(G), u3(I), v1(H)
Inverter with Converter Assembly
AMD
1 E
1 A
1 B
A61(A), E2(B)
Inverter Bus–Bar
Plate Sub–Assembly
B (LHD)
23 AU1
W
(Shielded)
W
BR
G
W
BR
R
L
L
(Shielded)
O–W
O–B
(Shielded)
R
L
L
(Shielded)
O–W
O–B
(Shielded)
W–B
W–B
W
W
BR
BR
W

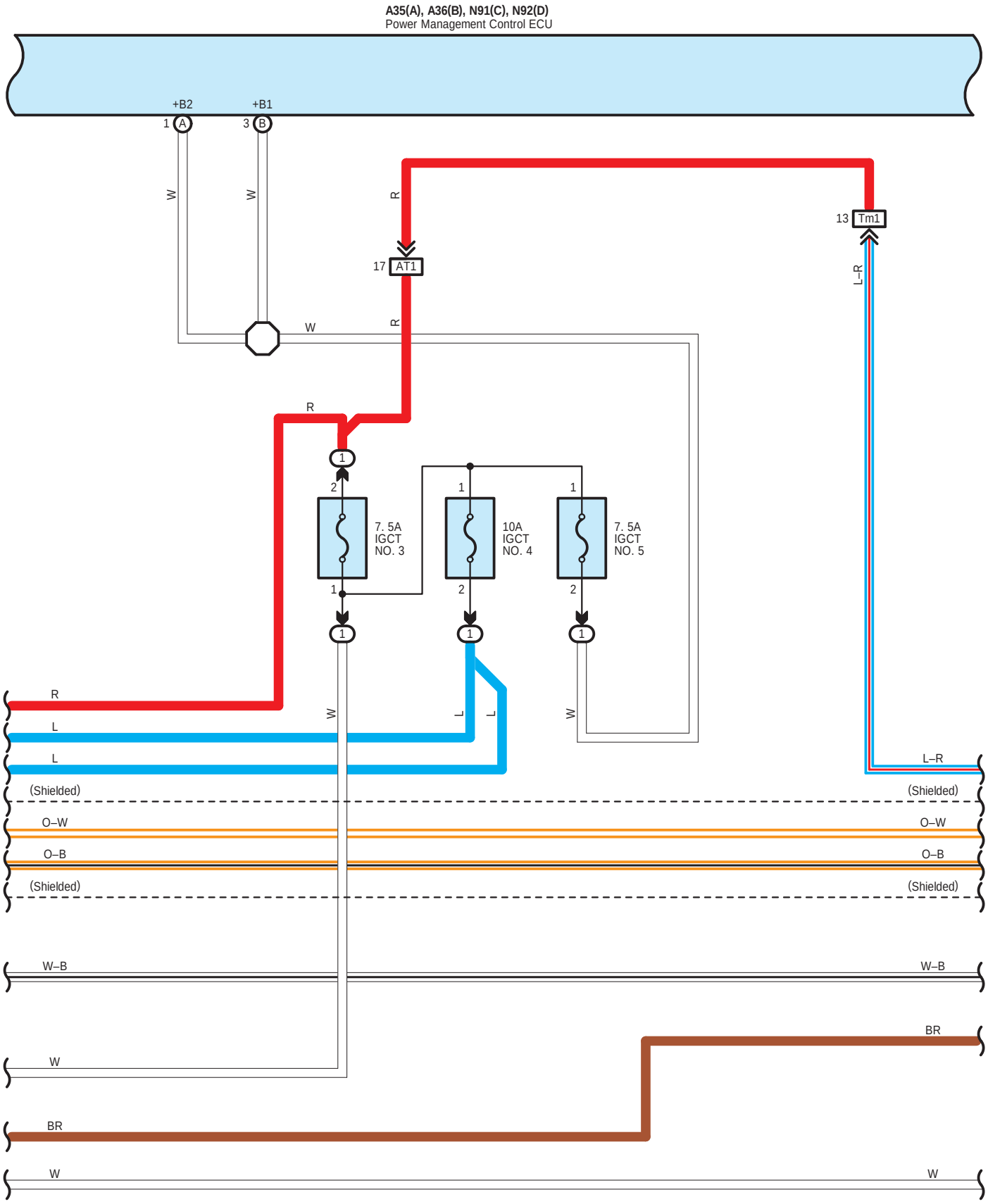
A35(A), A36(B), N91(C), N92(D)
Power Management Control ECU
+B2
+B1
1 A
3 B
W
W
R
17 AT1
13 Tm1
L–R
W
R
R
1
2
7. 5A
IGCT
NO. 3
1
10A
IGCT
NO. 4
1
7. 5A
IGCT
NO. 5
1
2
2
1
1
1
R
L
L
W
L
L
W
L–R
(Shielded)
(Shielded)
O–W
O–W
O–B
O–B
(Shielded)
(Shielded)
W–B
W–B
BR
W
BR
W
W

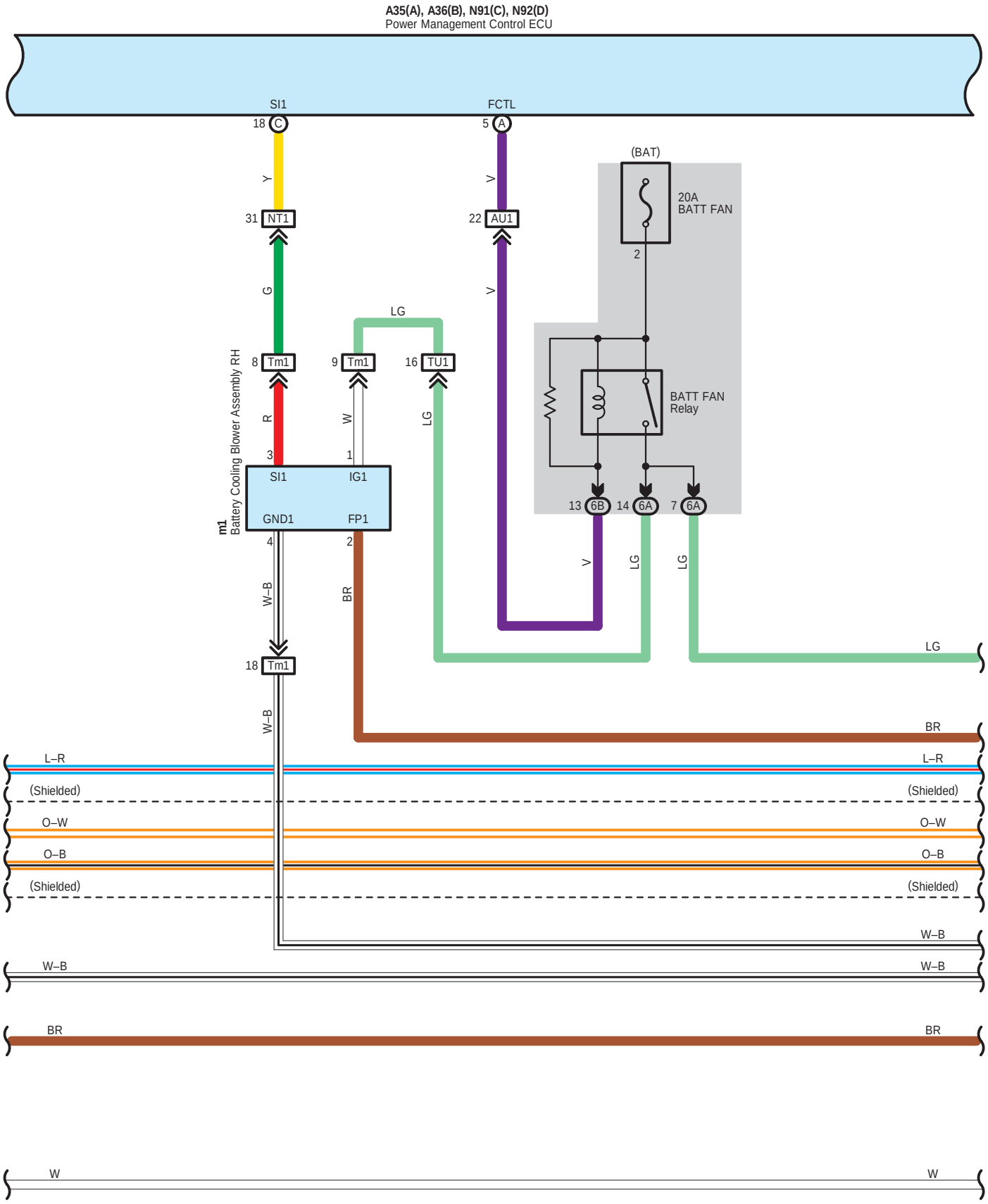
A35(A), A36(B), N91(C), N92(D)
Power Management Control ECU
SI1
18 C
FCTL
5 A
Y
V
31 NT1
22 AU1
G
V
LG
8 Tm1
9 Tm1
16 TU1
R
W
LG
3
1
SI1
IG1
GND1
FP1
m1
Battery Cooling Blower Assembly RH
4
2
W–B
BR
18 Tm1
W–B
(BAT)
20A
BATT FAN
2
BATT FAN
Relay
13 6B
14 6A
7 6A
V
LG
LG
LG
BR
L–R
L–R
(Shielded)
(Shielded)
O–W
O–W
O–B
O–B
(Shielded)
(Shielded)
W–B
W–B
W–B
BR
BR
W
W

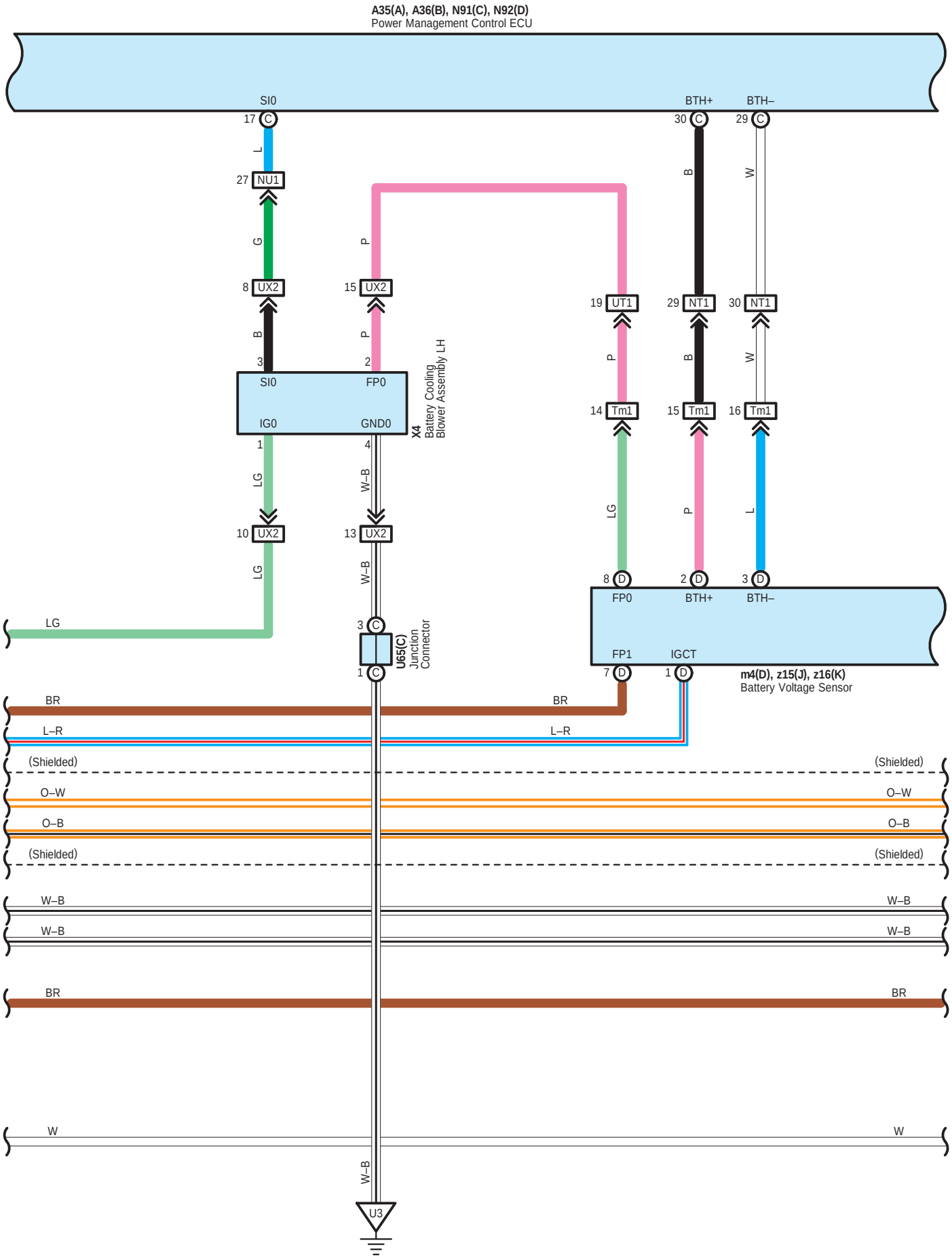
A35(A), A36(B), N91(C), N92(D)
Power Management Control ECU
SI0
17 C
L
27 NU1
G
8 UX2
B
3
SI0
IG0
1
LG
10 UX2
LG
LG
P
15 UX2
P
2
FP0
GND0
4
W–B
13 UX2
W–B
3 C
1 C
U65(C)
Junction
Connector
X4
Battery Cooling
Blower Assembly LH
BTH+
BTH–
30 C
29 C
B
W
19 UT1
P
14 Tm1
LG
29 NT1
B
15 Tm1
P
30 NT1
W
16 Tm1
L
8 D
FP0
2 D
BTH+
3 D
BTH–
FP1
IGCT
7 D
1 D
m4(D), z15(J), z16(K)
Battery Voltage Sensor
BR
BR
L–R
L–R
(Shielded)
(Shielded)
O–W
O–W
O–B
O–B
(Shielded)
(Shielded)
W–B
W–B
W–B
W–B
BR
BR
W
W
W–B
U3

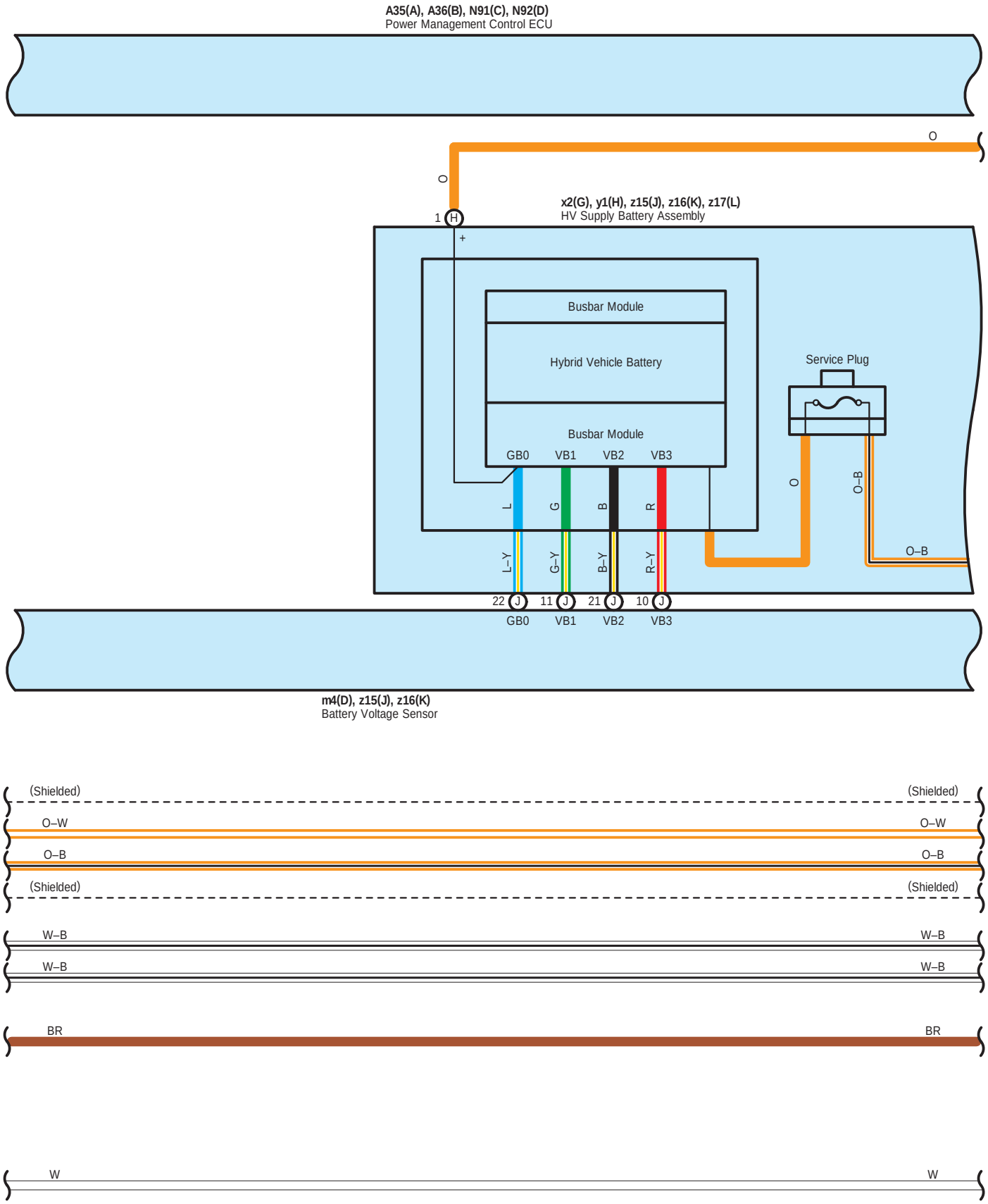
A35(A), A36(B), N91(C), N92(D)
Power Management Control ECU
O
O
1 H
+
x2(G), y1(H), z15(J), z16(K), z17(L)
HV Supply Battery Assembly
Busbar Module
Hybrid Vehicle Battery
Busbar Module
Service Plug
GB0
VB1
VB2
VB3
L
G
B
R
L–Y
G–Y
B–Y
R–Y
O
O–B
O–B
22 J
11 J
21 J
10 J
GB0
VB1
VB2
VB3
m4(D), z15(J), z16(K)
Battery Voltage Sensor
(Shielded)
(Shielded)
O–W
O–W
O–B
O–B
(Shielded)
(Shielded)
W–B
W–B
W–B
W–B
BR
BR
W
W

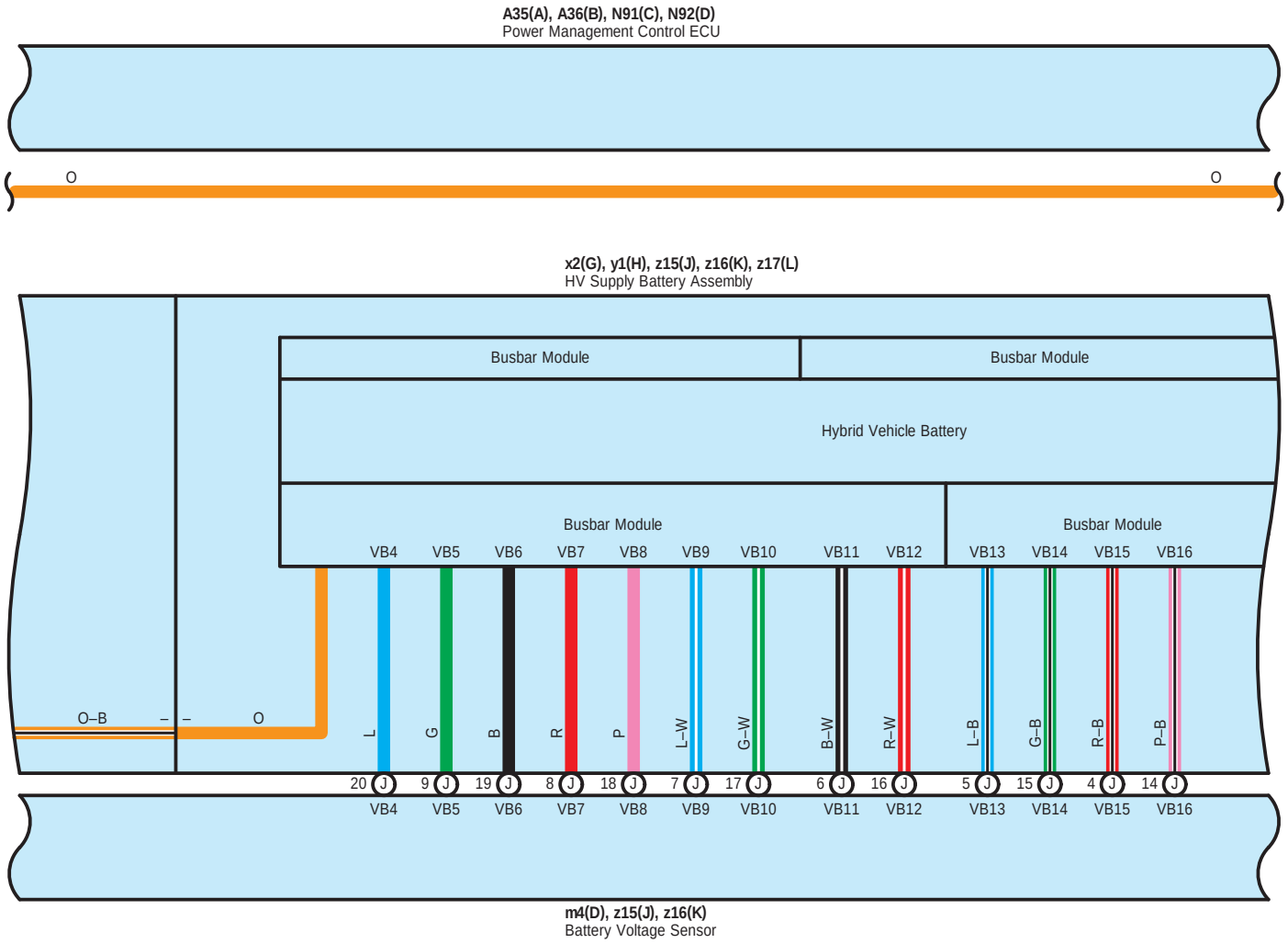
A35(A), A36(B), N91(C), N92(D)
Power Management Control ECU
O
O
x2(G), y1(H), z15(J), z16(K), z17(L)
HV Supply Battery Assembly
Busbar Module
Busbar Module
Hybrid Vehicle Battery
Busbar Module
Busbar Module
VB4 VB5 VB6 VB7 VB8 VB9 VB10 VB11 VB12 VB13 VB14 VB15 VB16
O–B
O
L G B R P L–W G–W B–W R–W L–B G–B R–B P–B
20 J 9 J 19 J 8 J 18 J 7 J 17 J 6 J 16 J 5 J 15 J 4 J 14 J
VB4 VB5 VB6 VB7 VB8 VB9 VB10 VB11 VB12 VB13 VB14 VB15 VB16
m4(D), z15(J), z16(K)
Battery Voltage Sensor

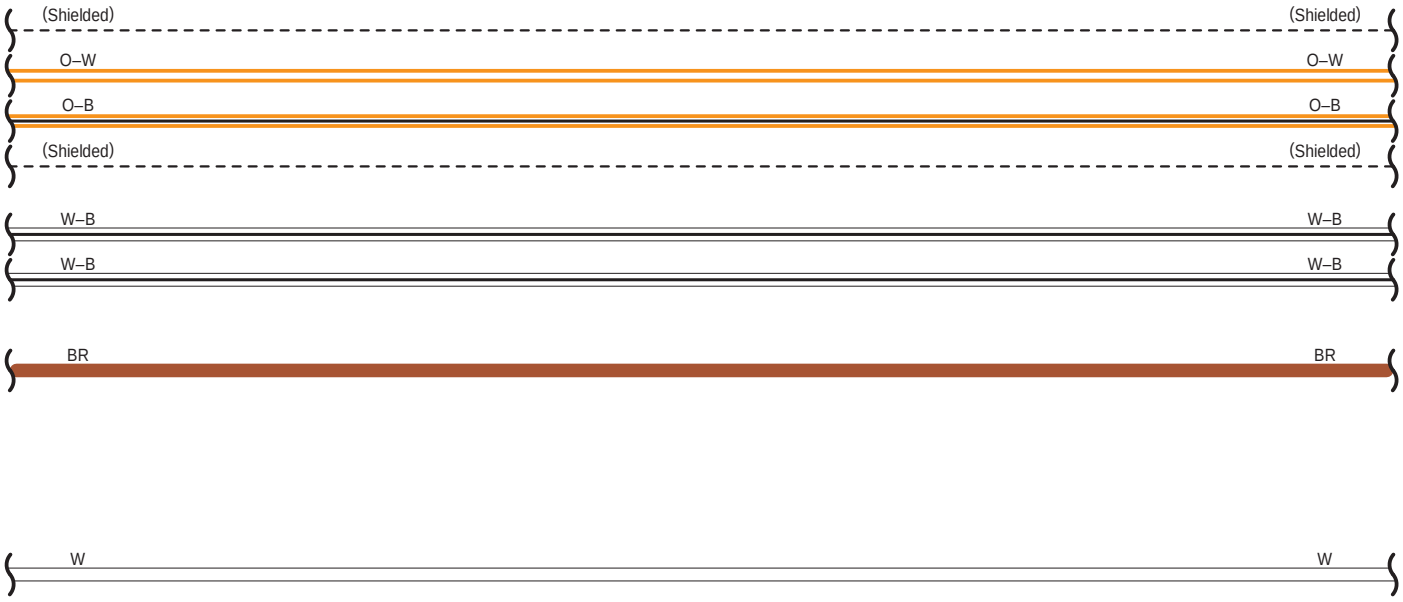
(Shielded)
(Shielded)
O–W
O–W
O–B
O–B
(Shielded)
(Shielded)
W–B
W–B
W–B
W–B
BR
BR
W
W

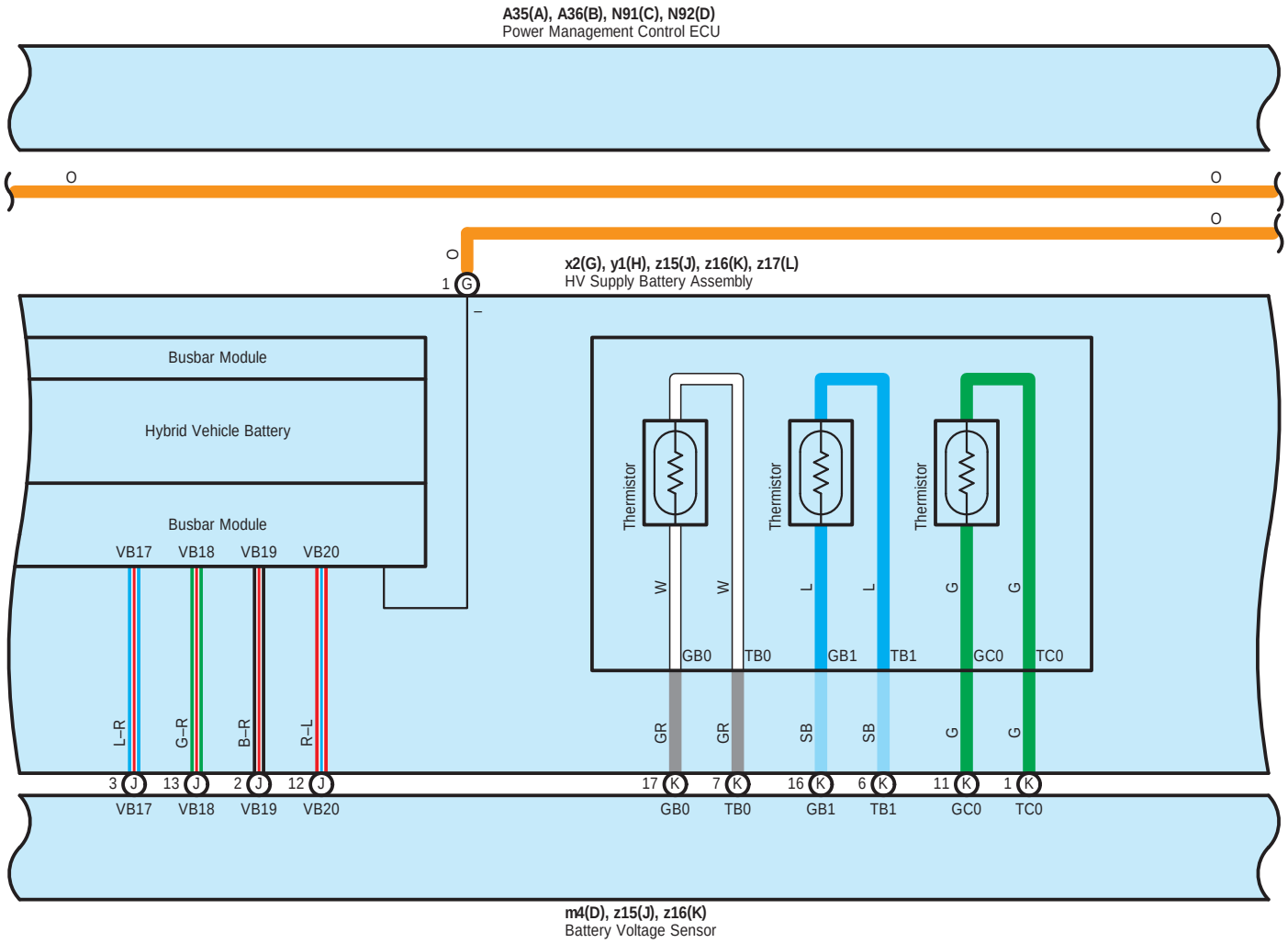
A35(A), A36(B), N91(C), N92(D)
Power Management Control ECU
O
O
O
O
1 G
x2(G), y1(H), z15(J), z16(K), z17(L)
HV Supply Battery Assembly
Busbar Module
Hybrid Vehicle Battery
Busbar Module
VB17 VB18 VB19 VB20
L–R
G–R
B–R
R–L
3 J 13 J 2 J 12 J
VB17 VB18 VB19 VB20
Thermistor
Thermistor
Thermistor
W W L L G G
GB0 TB0 GB1 TB1 GC0 TC0
GR GR SB SB G G
17 K 7 K 16 K 6 K 11 K 1 K
GB0 TB0 GB1 TB1 GC0 TC0
m4(D), z15(J), z16(K)
Battery Voltage Sensor

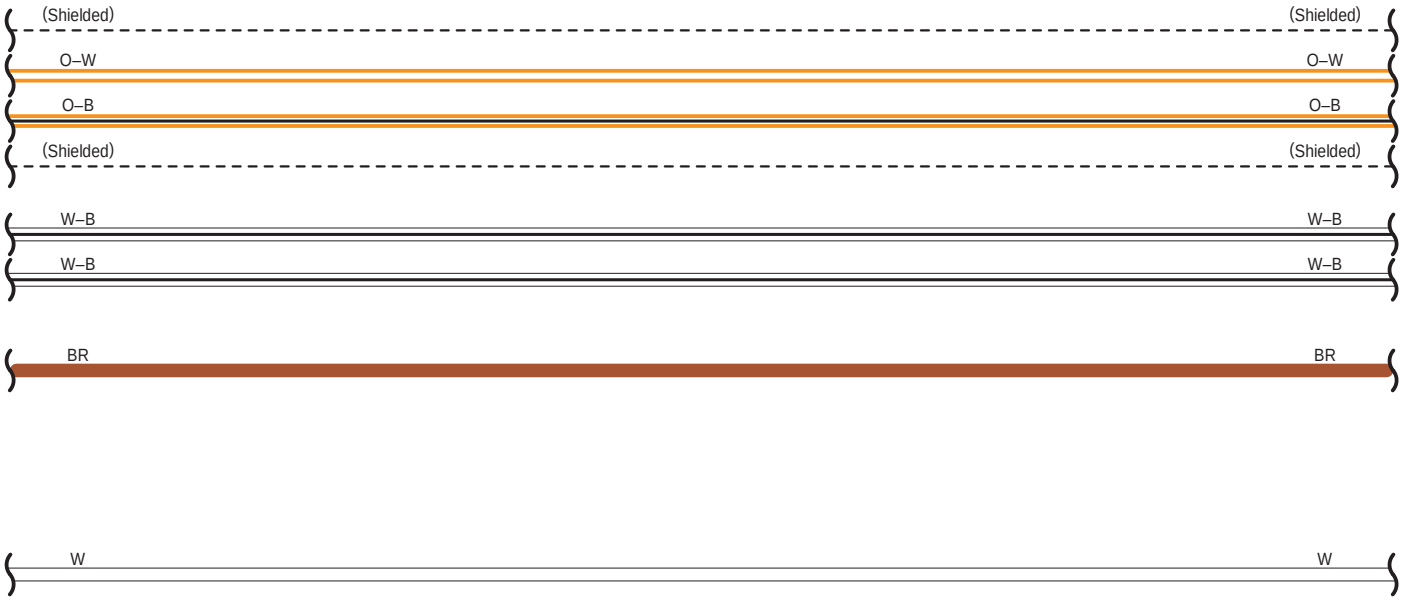
(Shielded)
(Shielded)
O–W
O–W
O–B
O–B
(Shielded)
(Shielded)
W–B
W–B
W–B
W–B
BR
BR
W
W

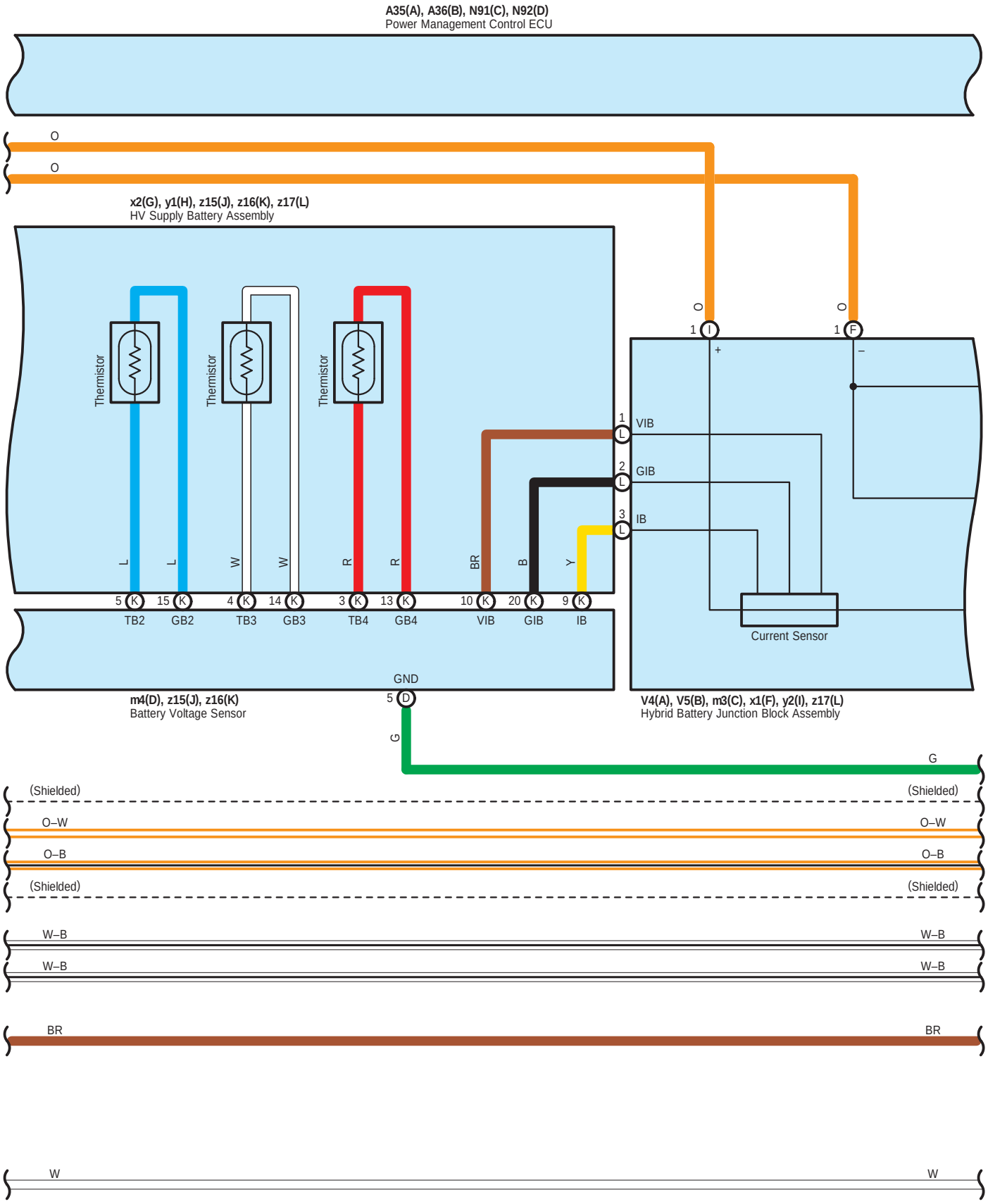
A35(A), A36(B), N91(C), N92(D)
Power Management Control ECU
O
O
x2(G), y1(H), z15(J), z16(K), z17(L)
HV Supply Battery Assembly
Thermistor
Thermistor
Thermistor
L
L
W
W
R
R
BR
B
Y
5 K
15 K
4 K
14 K
3 K
13 K
10 K
20 K
9 K
TB2
GB2
TB3
GB3
TB4
GB4
VIB
GIB
IB
1 L
2 L
3 L
VIB
GIB
IB
O
O
1 I
1 F
+
–
Current Sensor
GND
5 D
G
m4(D), z15(J), z16(K)
Battery Voltage Sensor
V4(A), V5(B), m3(C), x1(F), y2(I), z17(L)
Hybrid Battery Junction Block Assembly
G
(Shielded)
O–W
O–B
(Shielded)
W–B
W–B
BR
W

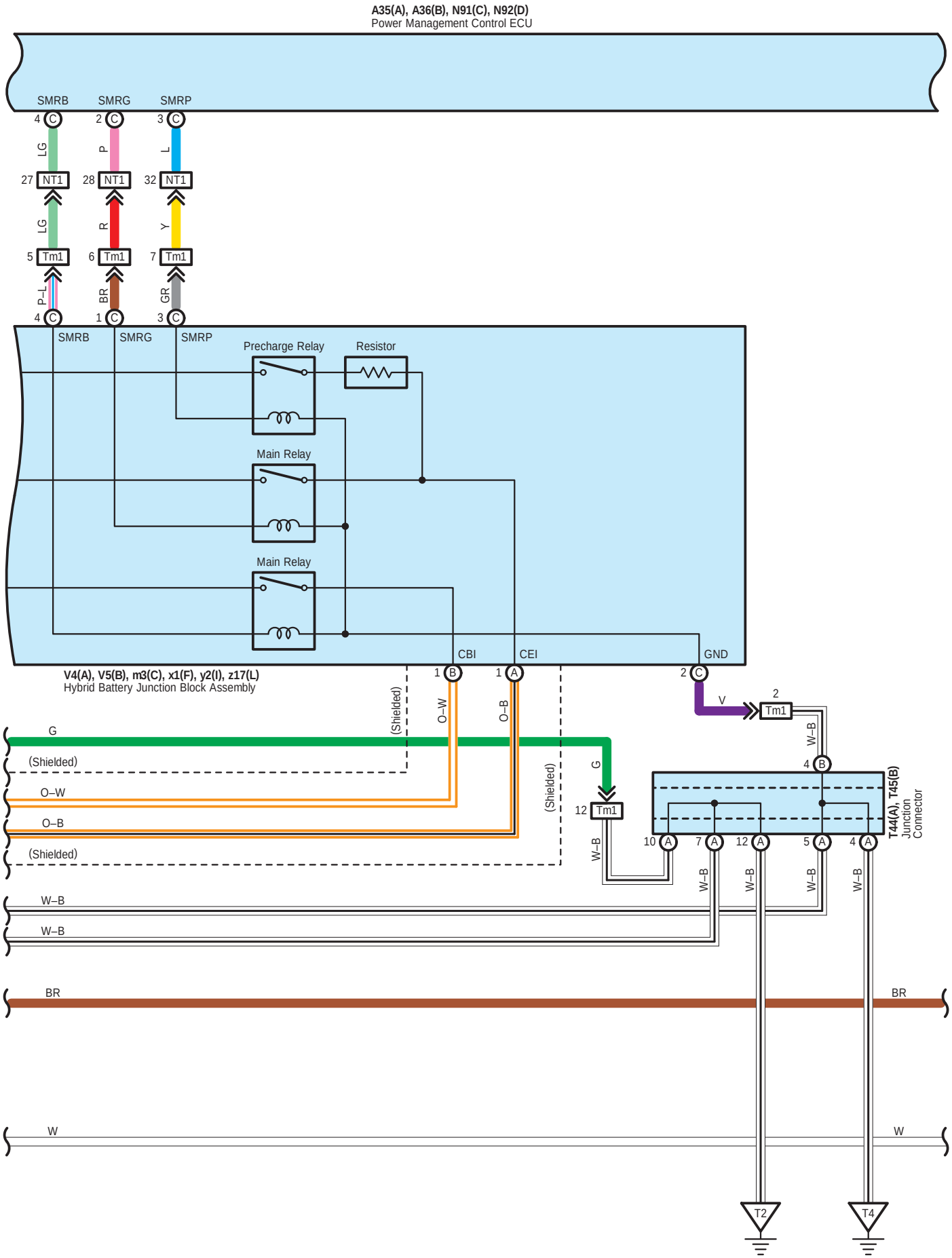
A35(A), A36(B), N91(C), N92(D)
Power Management Control ECU
SMRB
SMRG
SMRP
4 C
2 C
3 C
LG
P
L
27 NT1
28 NT1
32 NT1
LG
R
Y
5 Tm1
6 Tm1
7 Tm1
P–L
BR
GR
4 C
1 C
3 C
SMRB
SMRG
SMRP
Precharge Relay
Resistor
Main Relay
Main Relay
CBI
CEI
GND
V4(A), V5(B), m3(C), x1(F), y2(I), z17(L)
Hybrid Battery Junction Block Assembly
1 B
1 A
2 C
V
2
Tm1
(Shielded)
O–W
O–B
W–B
4 B
G
(Shielded)
O–W
O–B
(Shielded)
(Shielded)
G
12 Tm1
W–B
T44(A), T45(B)
Junction
Connector
10 A
7 A
12 A
5 A
4 A
W–B
W–B
W–B
W–B
W–B
W–B
BR
BR
W
W
T2
T4

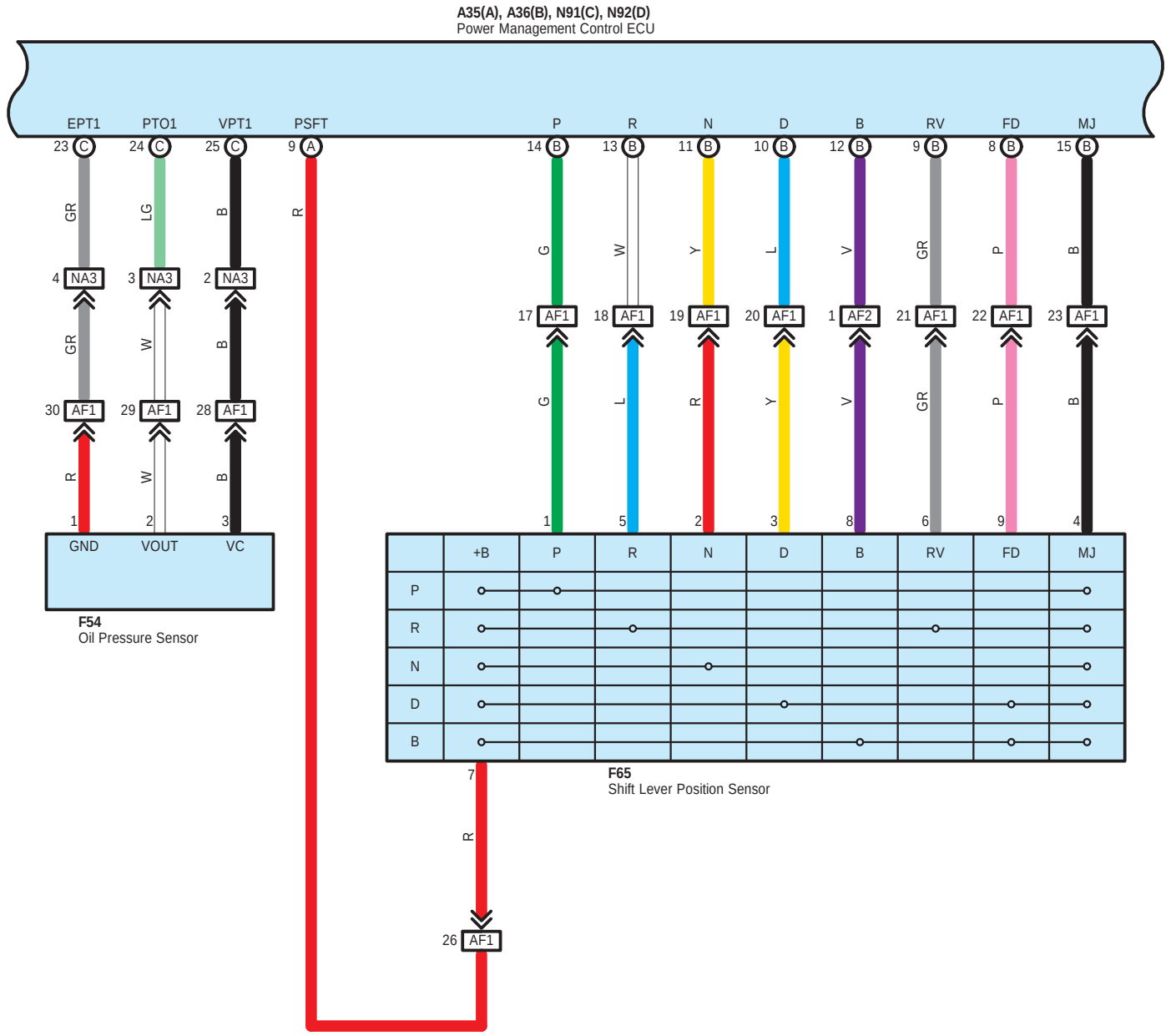
A35(A), A36(B), N91(C), N92(D)
Power Management Control ECU
EPT1
PTO1
VPT1
PSFT
P
R
N
D
B
RV
FD
MJ
23 C
24 C
25 C
9 A
14 B
13 B
11 B
10 B
12 B
9 B
8 B
15 B
GR
LG
B
R
G
W
Y
L
V
GR
P
B
4 NA3
3 NA3
2 NA3
17 AF1
18 AF1
19 AF1
20 AF1
1 AF2
21 AF1
22 AF1
23 AF1
GR
W
B
G
L
R
Y
V
GR
P
B
30 AF1
29 AF1
28 AF1
R
W
B
1
2
3
1
5
2
3
8
6
9
4
GND
VOUT
VC
F54
Oil Pressure Sensor
+B
P
R
N
D
B
RV
FD
MJ
P
R
N
D
B
7
F65
Shift Lever Position Sensor
R
26 AF1

BR
BR
W
W

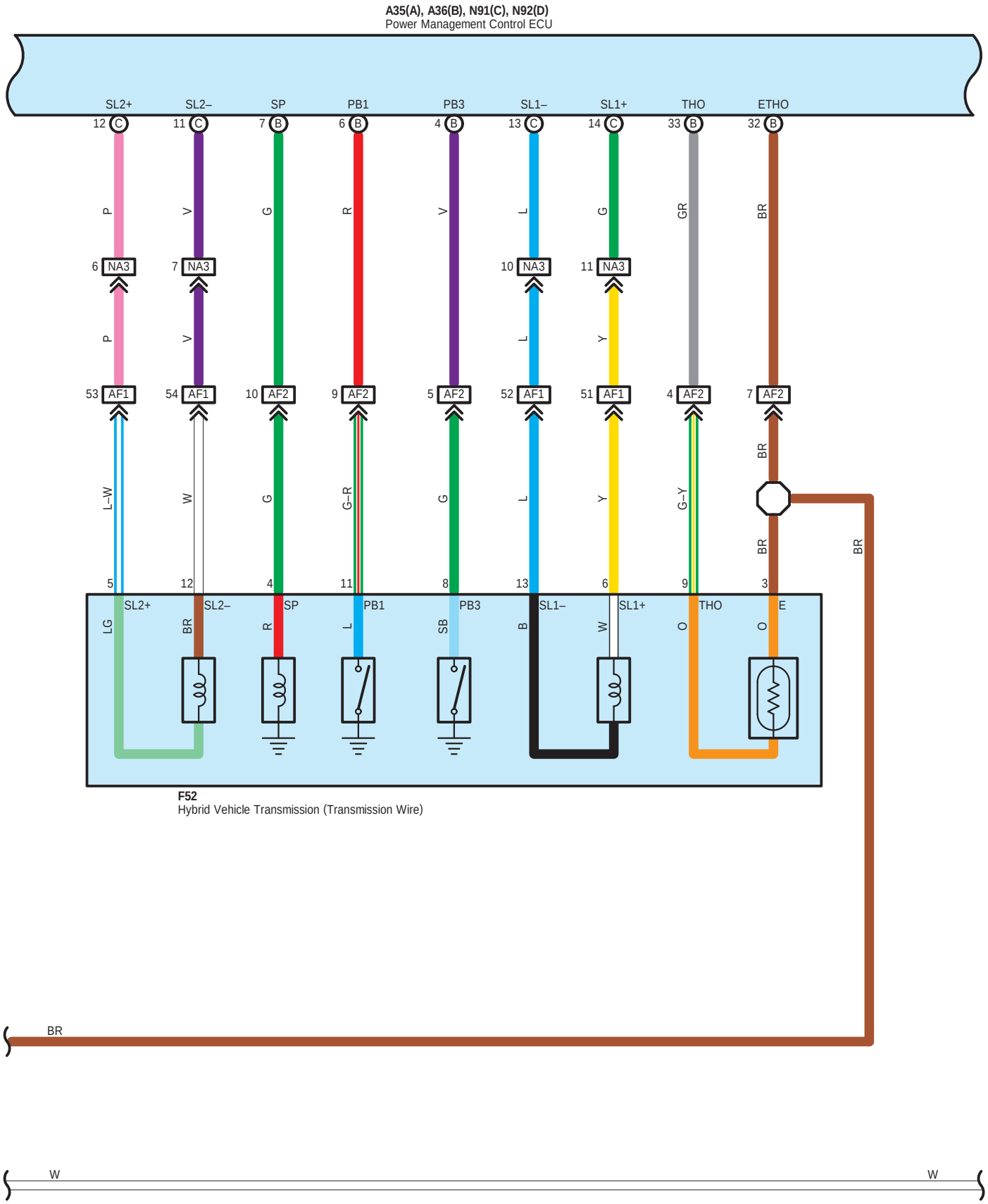
A35(A), A36(B), N91(C), N92(D)
Power Management Control ECU
SL2+
SL2–
SP
PB1
PB3
SL1–
SL1+
THO
ETHO
12 C
11 C
7 B
6 B
4 B
13 C
14 C
33 B
32 B
P
V
G
R
V
L
G
GR
BR
6 NA3
7 NA3
10 NA3
11 NA3
P
V
L
Y
53 AF1
54 AF1
10 AF2
9 AF2
5 AF2
52 AF1
51 AF1
4 AF2
7 AF2
L–W
W
G
G–R
G
L
Y
G–Y
BR
BR
BR
5
12
4
11
8
13
6
9
3
SL2+
SL2–
SP
PB1
PB3
SL1–
SL1+
THO
E
LG
BR
R
L
SB
B
W
O
O
F52
Hybrid Vehicle Transmission (Transmission Wire)
BR
BR
W
W

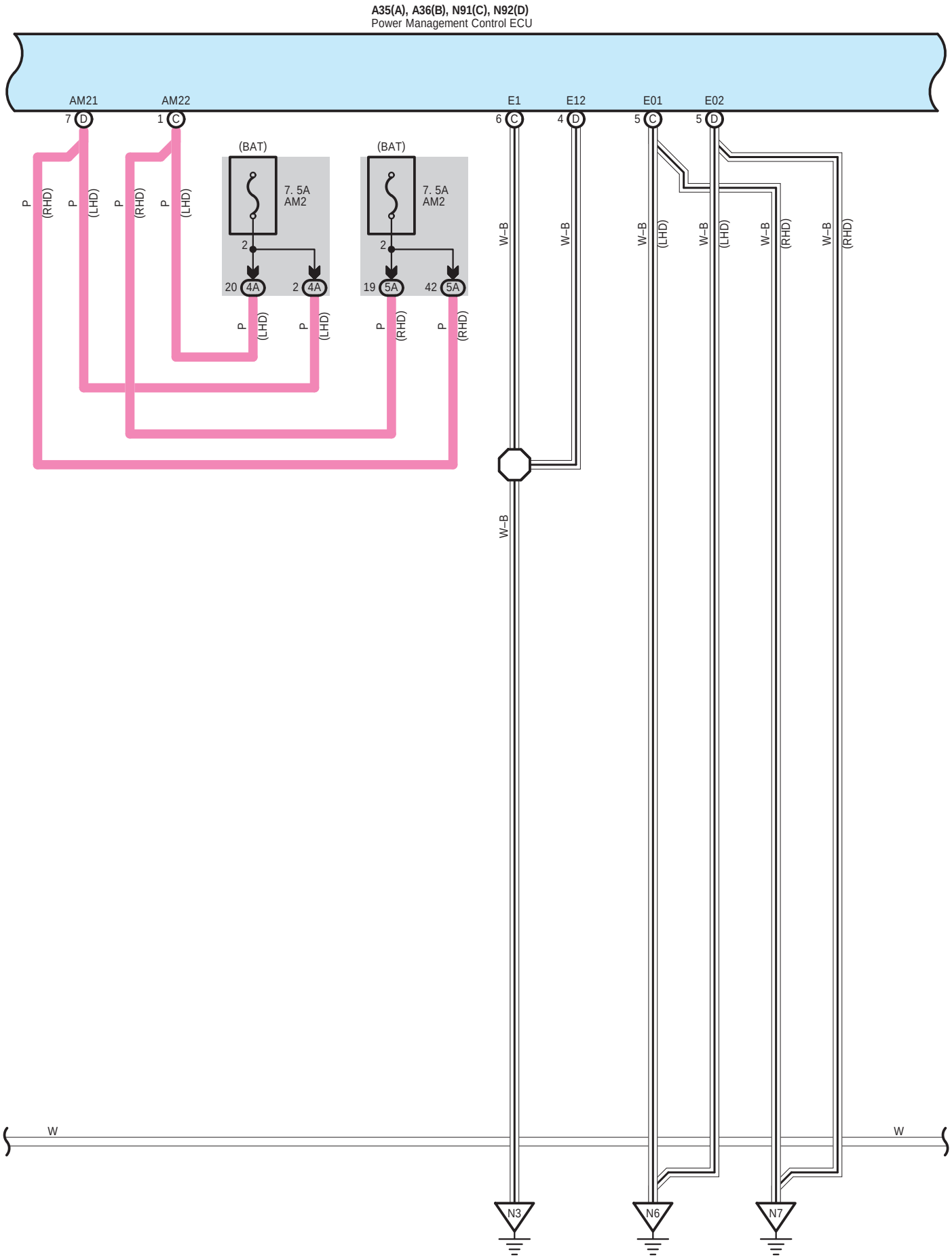
A35(A), A36(B), N91(C), N92(D)
Power Management Control ECU
AM21
AM22
E1
E12
E01
E02
7 D
1 C
6 C
4 D
5 C
5 D
(BAT)
(BAT)
7. 5A
AM2
7. 5A
AM2
2
2
20 4A
2 4A
19 5A
42 5A
P (RHD)
P (LHD)
P (RHD)
P (LHD)
P (LHD)
P (LHD)
P (RHD)
P (RHD)
W–B
W–B
W–B (LHD)
W–B (LHD)
W–B (RHD)
W–B (RHD)
W–B
W
W
N3
N6
N7

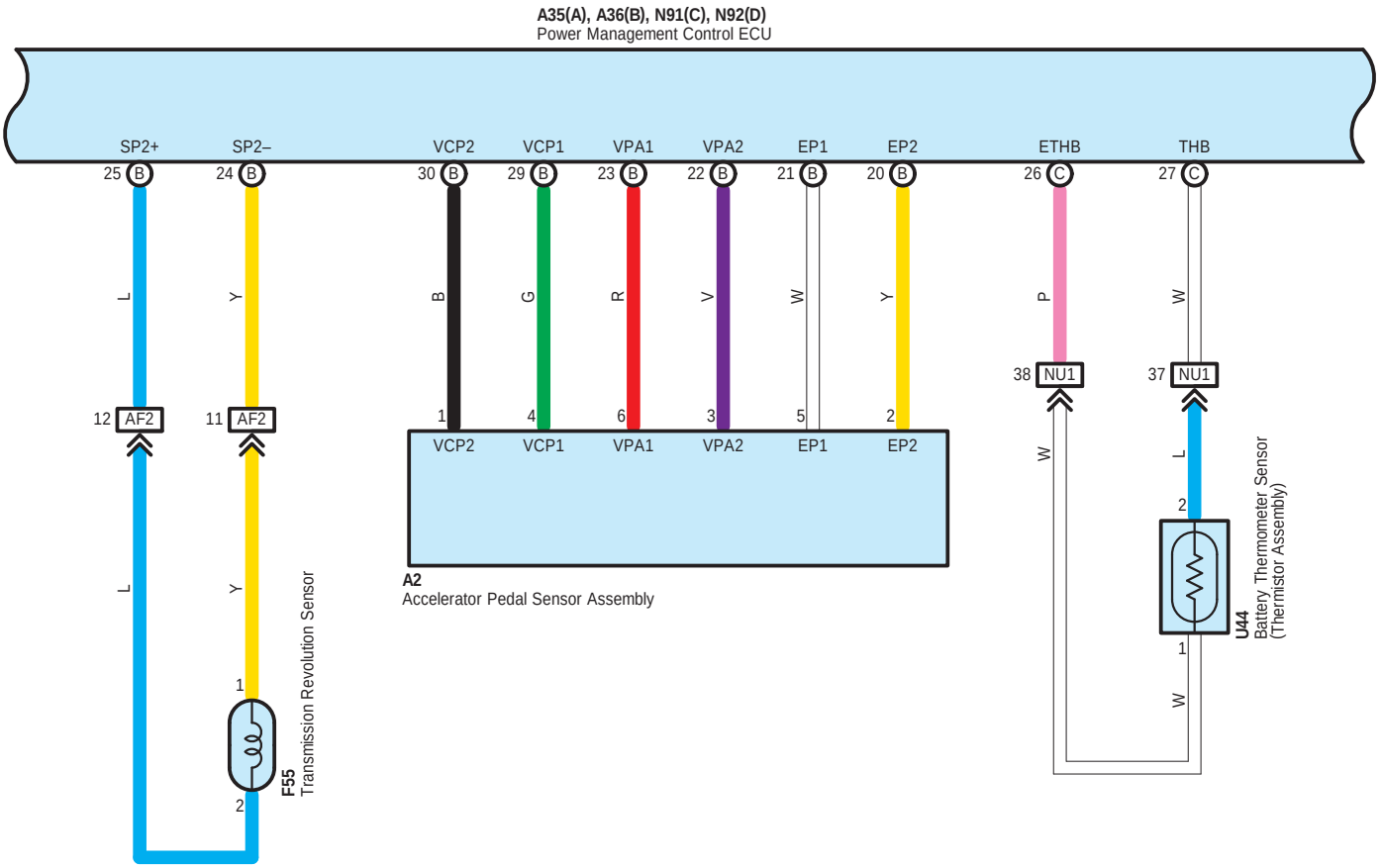
A35(A), A36(B), N91(C), N92(D)
Power Management Control ECU
SP2+
SP2–
VCP2
VCP1
VPA1
VPA2
EP1
EP2
ETHB
THB
25 B
24 B
30 B
29 B
23 B
22 B
21 B
20 B
26 C
27 C
L
Y
B
G
R
V
W
Y
P
W
38 NU1
37 NU1
12 AF2
11 AF2
1
4
6
3
5
2
VCP2
VCP1
VPA1
VPA2
EP1
EP2
A2
Accelerator Pedal Sensor Assembly
W
L
2
U44
Battery Thermometer Sensor
(Thermistor Assembly)
1
W
L
Y
1
2
F55
Transmission Revolution Sensor

W
W

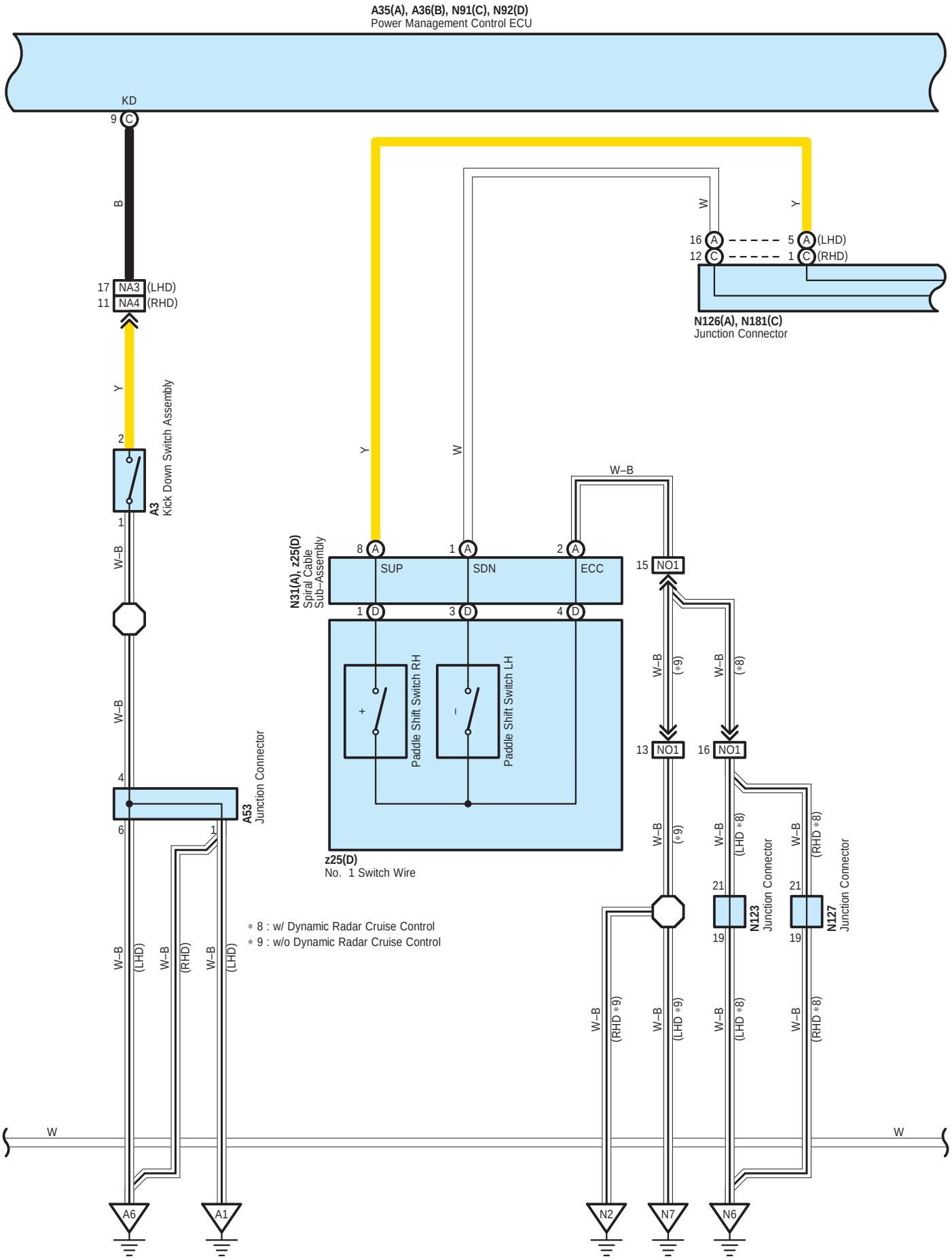
A35(A), A36(B), N91(C), N92(D)
Power Management Control ECU
KD
9 C
B
17 NA3 (LHD)
11 NA4 (RHD)
Y
2
1
A3
Kick Down Switch Assembly
W–B
4
6
1
A53
Junction Connector
W–B (LHD)
W–B (RHD)
W–B (LHD)
W
A6
A1
Y
W
W
16 A
12 C
5 A (LHD)
1 C (RHD)
N126(A), N181(C)
Junction Connector
W–B
N31(A), z25(D)
Spiral Cable
Sub–Assembly
8 A
1 A
2 A
SUP
SDN
ECC
1 D
3 D
4 D
Paddle Shift Switch RH
Paddle Shift Switch LH
z25(D)
No. 1 Switch Wire
15 NO1
13 NO1
16 NO1
W–B (*9)
W–B (*8)
W–B (LHD *8)
W–B (RHD *8)
21
19
N123
Junction Connector
N127
Junction Connector
W–B (RHD *9)
W–B (LHD *9)
W–B (LHD *8)
W–B (RHD *8)
N2
N7
N6
W
W
* 8 : w/ Dynamic Radar Cruise Control
* 9 : w/o Dynamic Radar Cruise Control

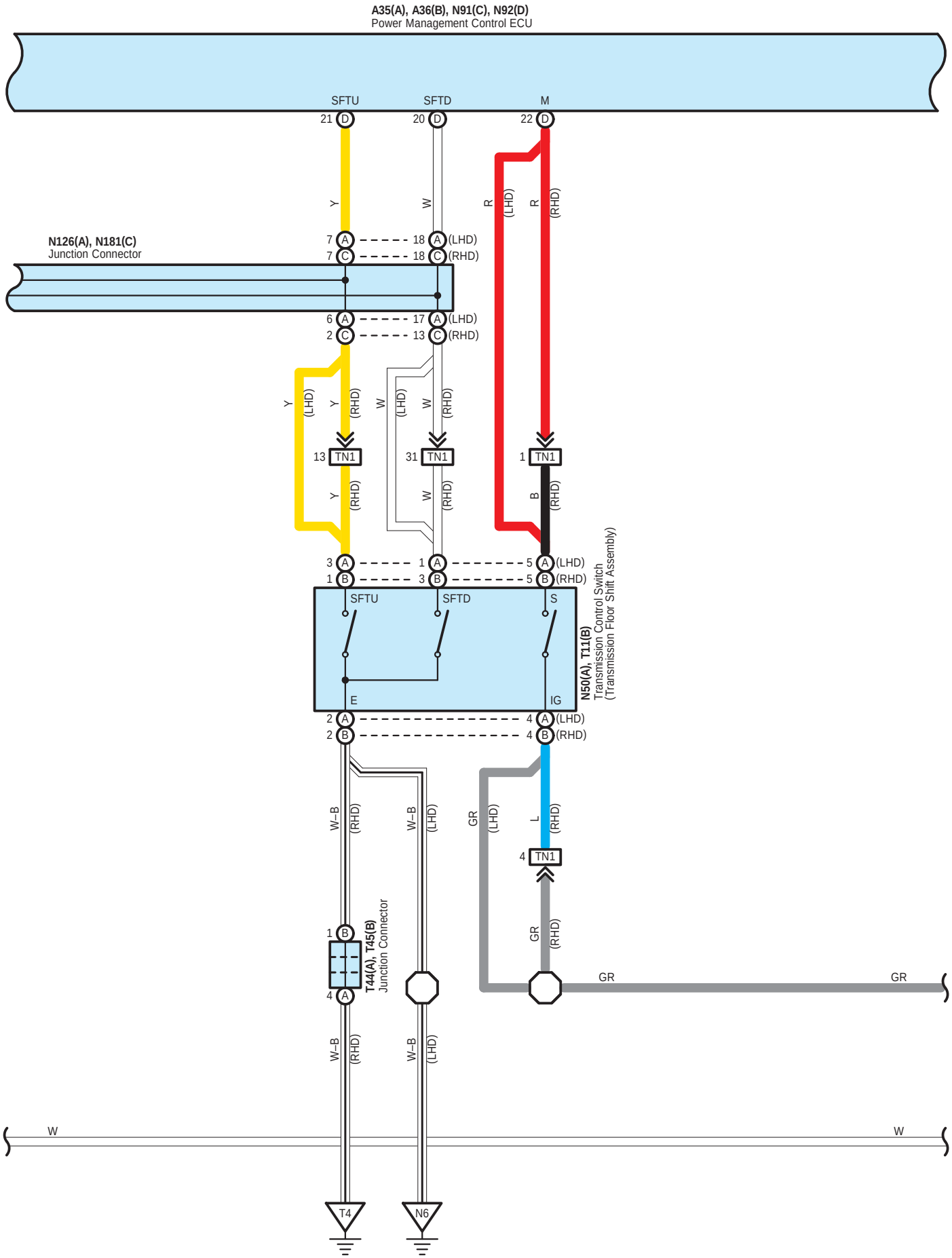
A35(A), A36(B), N91(C), N92(D)
Power Management Control ECU
SFTU
SFTD
M
N126(A), N181(C)
Junction Connector
TN1
N50(A), T11(B)
Transmission Control Switch
(Transmission Floor Shift Assembly)
T44(A), T45(B)
Junction Connector
T4
N6
(LHD)
(RHD)

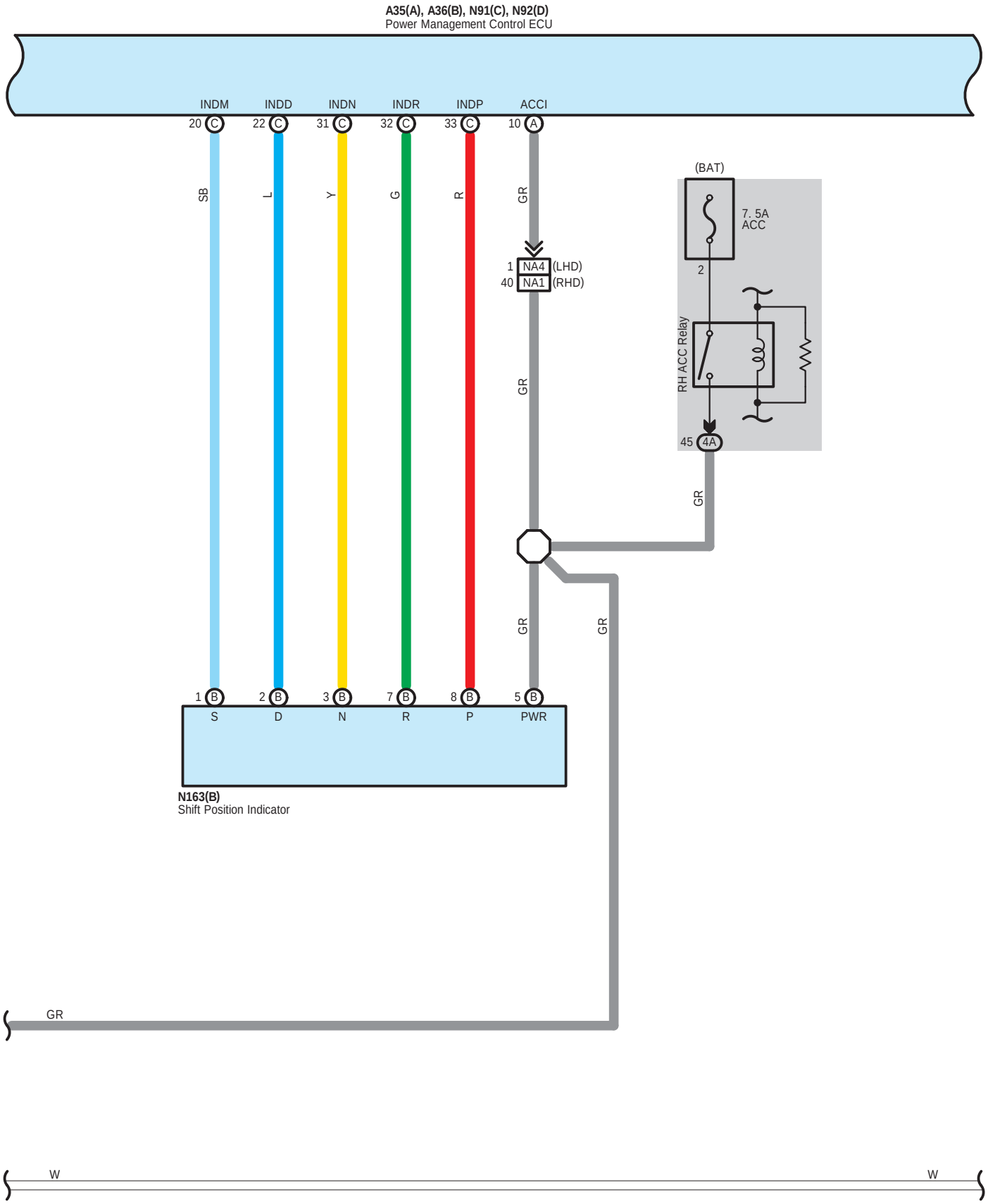
A35(A), A36(B), N91(C), N92(D)
Power Management Control ECU
INDM
INDD
INDN
INDR
INDP
ACCI
20 C
22 C
31 C
32 C
33 C
10 A
SB
L
Y
G
R
GR
1 NA4 (LHD)
40 NA1 (RHD)
GR
(BAT)
7. 5A
ACC
2
RH ACC Relay
45 4A
GR
GR
GR
1 B
2 B
3 B
7 B
8 B
5 B
S
D
N
R
P
PWR
N163(B)
Shift Position Indicator
GR
W
W

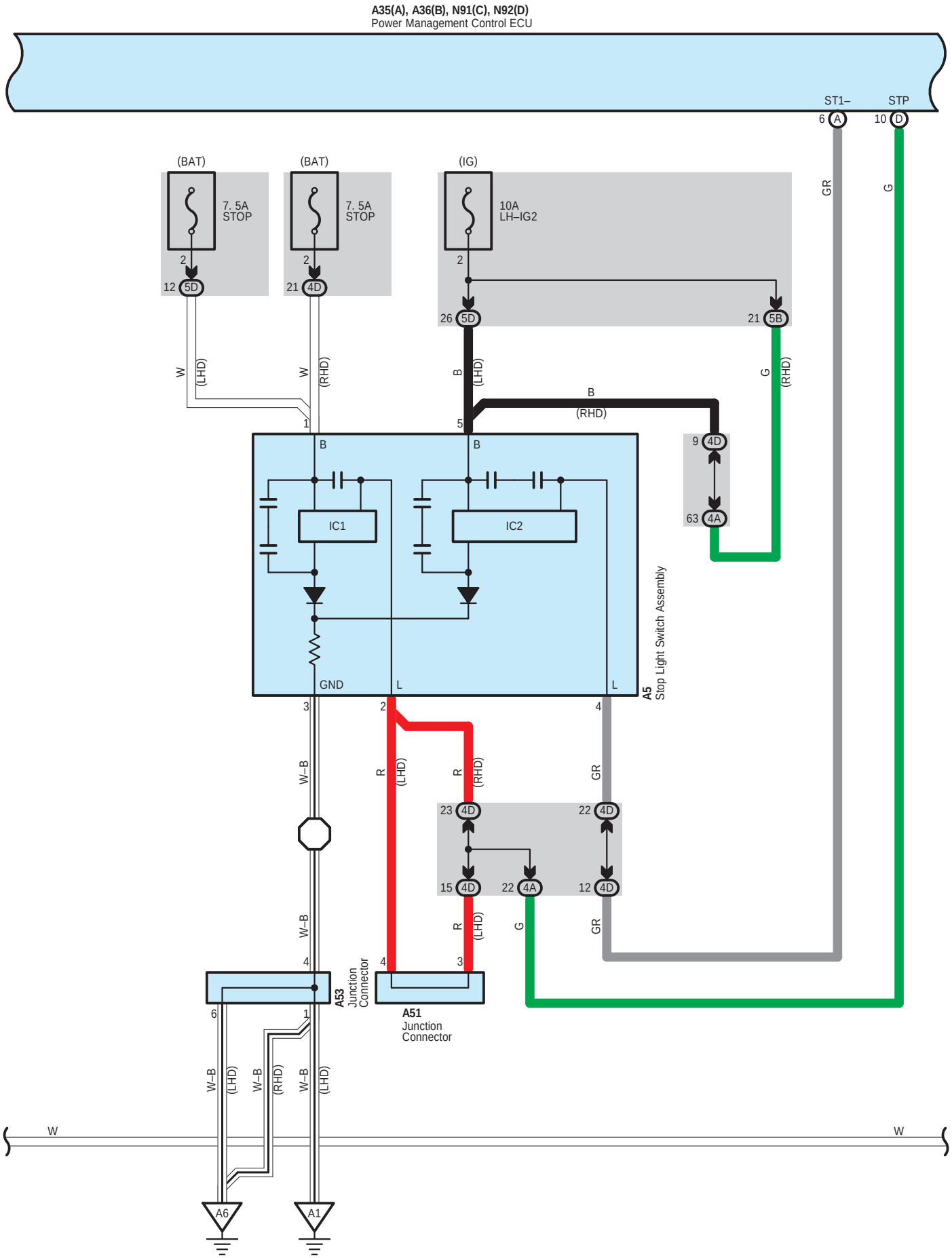
A35(A), A36(B), N91(C), N92(D)
Power Management Control ECU
ST1–
STP
6 A
10 D
GR
G
(BAT)
7. 5A
STOP
2
12 5D
(BAT)
7. 5A
STOP
2
21 4D
(IG)
10A
LH–IG2
2
26 5D
21 5B
W
(LHD)
W
(RHD)
B
(LHD)
B
(RHD)
G
(RHD)
1
5
B
B
9 4D
63 4A
IC1
IC2
GND
L
L
A5
Stop Light Switch Assembly
3
2
4
W–B
R
(LHD)
R
(RHD)
GR
23 4D
22 4D
15 4D
22 4A
12 4D
W–B
R
(LHD)
G
GR
4
4
3
A53
Junction
Connector
A51
Junction
Connector
6
1
W–B
(LHD)
W–B
(RHD)
W–B
(LHD)
W
W
A6
A1

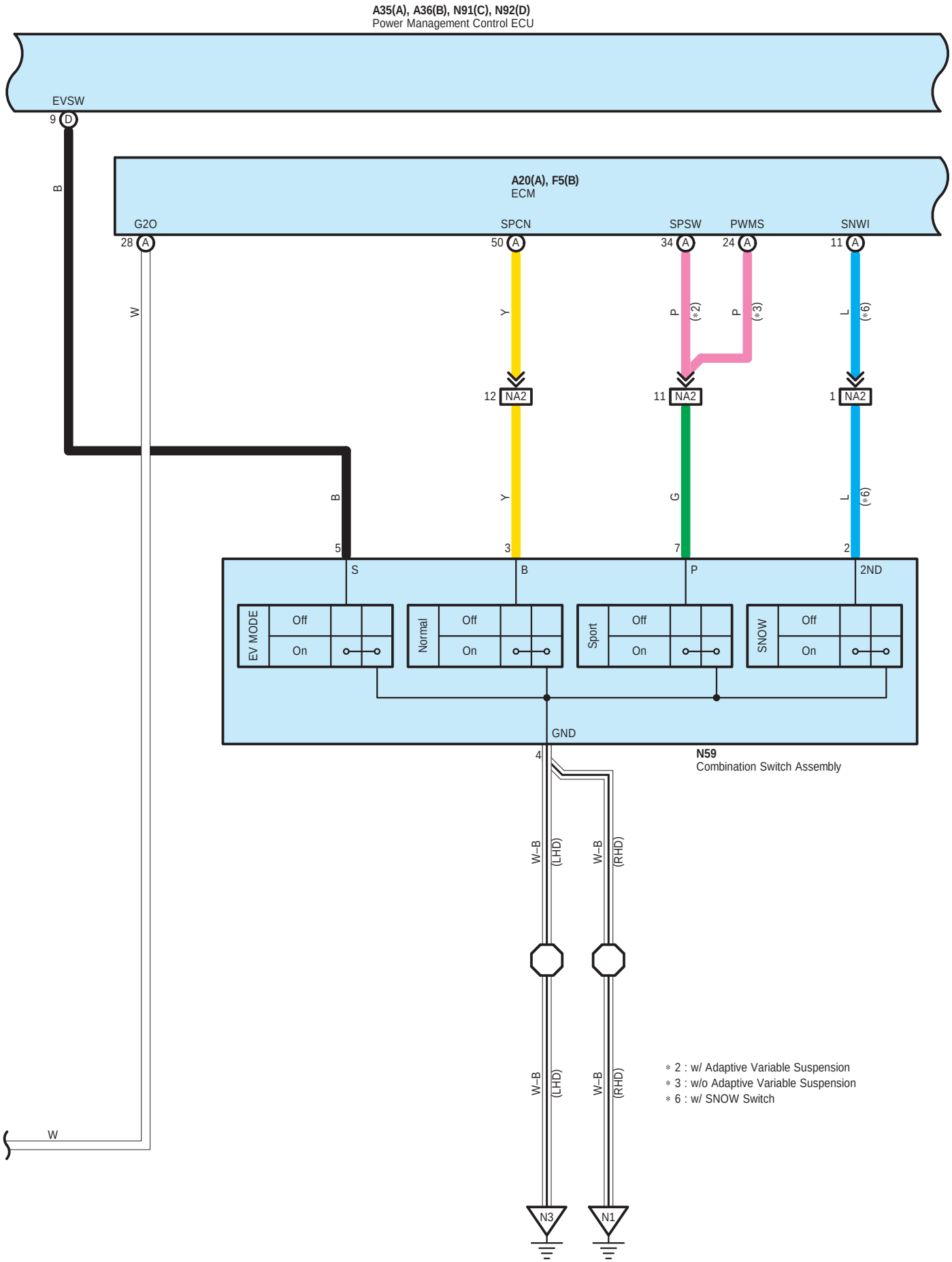
A35(A), A36(B), N91(C), N92(D)
Power Management Control ECU
EVSW
9 D
B
A20(A), F5(B)
ECM
G2O
28 A
SPCN
50 A
SPSW
34 A
PWMS
24 A
SNWI
11 A
W
Y
P
(*2)
P
(*3)
L
(*6)
12 NA2
11 NA2
1 NA2
B
Y
G
L
(*6)
5
3
7
2
S
B
P
2ND
EV MODE
Off
On
Normal
Off
On
Sport
Off
On
SNOW
Off
On
GND
4
N59
Combination Switch Assembly
W–B
(LHD)
W–B
(RHD)
W–B
(LHD)
W–B
(RHD)
N3
N1
W
* 2 : w/ Adaptive Variable Suspension
* 3 : w/o Adaptive Variable Suspension
* 6 : w/ SNOW Switch

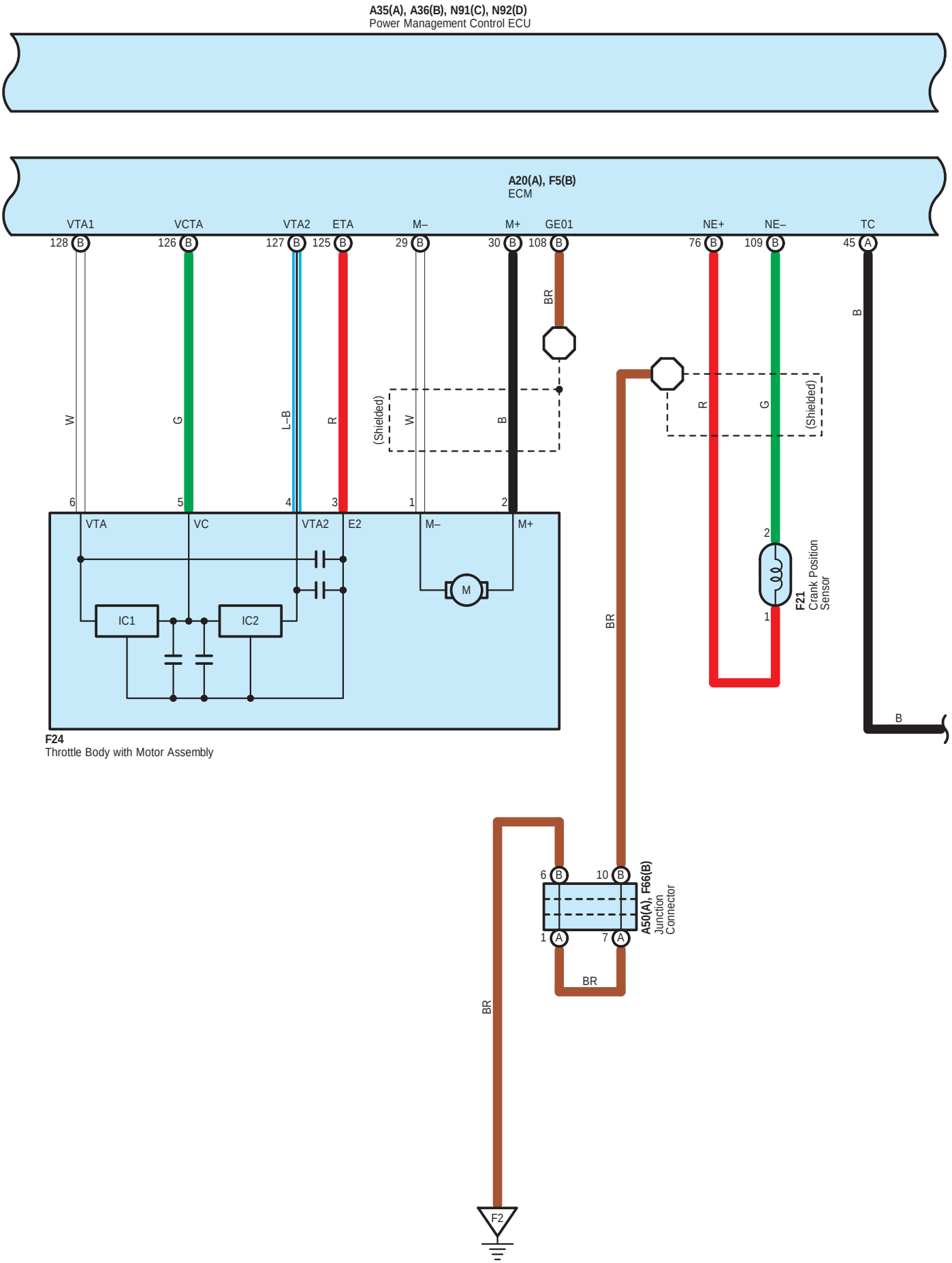
A35(A), A36(B), N91(C), N92(D)
Power Management Control ECU
A20(A), F5(B)
ECM
VTA1
VCTA
VTA2
ETA
M–
M+
GE01
NE+
NE–
TC
128 B
126 B
127 B
125 B
29 B
30 B
108 B
76 B
109 B
45 A
W
G
L–B
R
(Shielded)
W
B
BR
R
G
(Shielded)
B
6
5
4
3
1
2
VTA
VC
VTA2
E2
M–
M+
IC1
IC2
M
F24
Throttle Body with Motor Assembly
2
1
F21
Crank Position Sensor
BR
B
6 B
10 B
1 A
7 A
A50(A), F66(B)
Junction Connector
BR
BR
F2

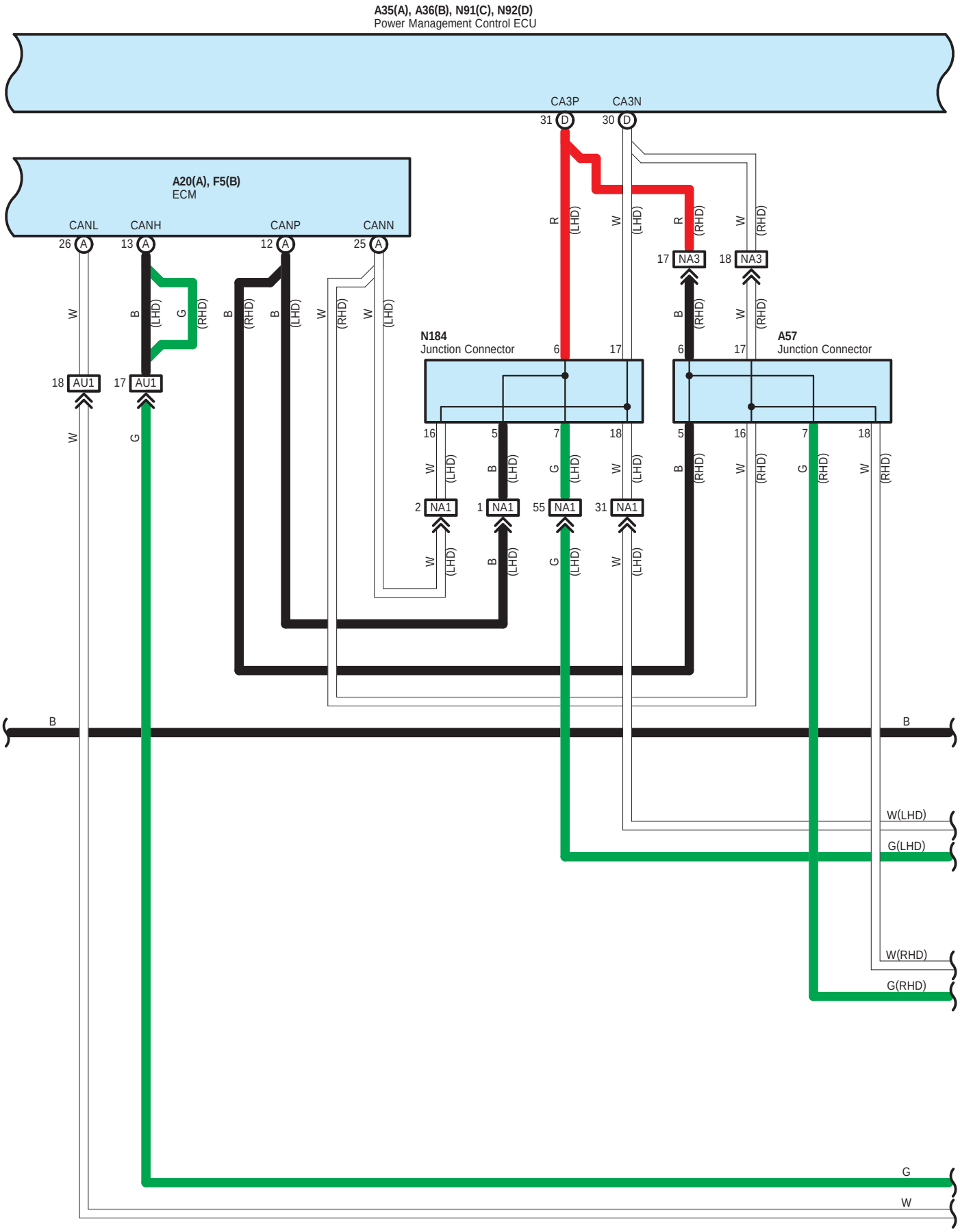
A35(A), A36(B), N91(C), N92(D)
Power Management Control ECU
CA3P
CA3N
31 D
30 D
A20(A), F5(B)
ECM
CANL
CANH
CANP
CANN
26 A
13 A
12 A
25 A
R (LHD)
W (LHD)
R (RHD)
W (RHD)
17 NA3
18 NA3
W
B (LHD)
G (RHD)
B (RHD)
B (LHD)
W (RHD)
W (LHD)
B (RHD)
W (RHD)
N184
Junction Connector
6
17
6
17
A57
Junction Connector
18 AU1
17 AU1
W
G
16
5
7
18
5
16
7
18
W (LHD)
B (LHD)
G (LHD)
W (LHD)
B (RHD)
W (RHD)
G (RHD)
W (RHD)
2 NA1
1 NA1
55 NA1
31 NA1
W (LHD)
B (LHD)
G (LHD)
W (LHD)
B
B
W(LHD)
G(LHD)
W(RHD)
G(RHD)
G
W

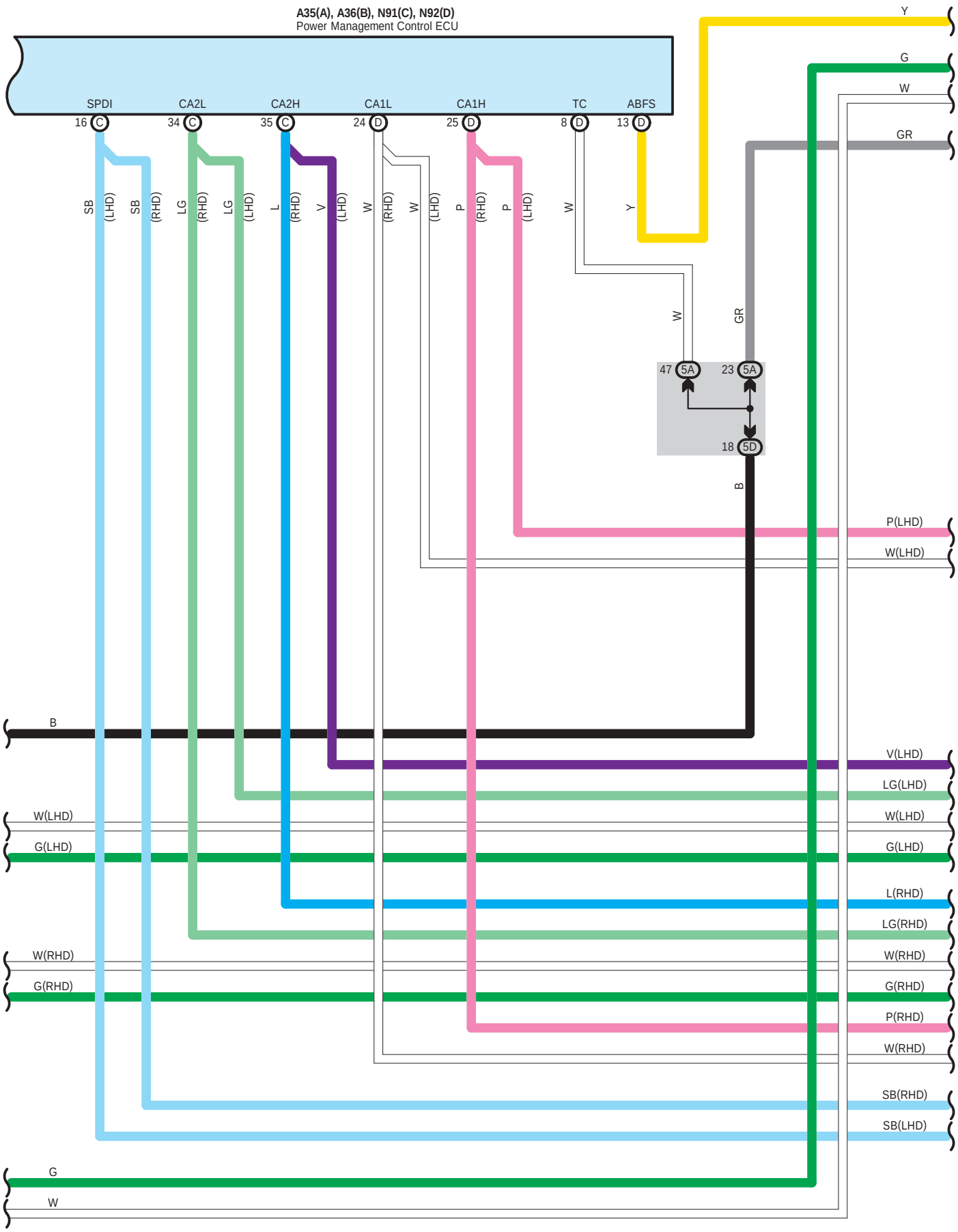
A35(A), A36(B), N91(C), N92(D)
Power Management Control ECU
SPDI
CA2L
CA2H
CA1L
CA1H
TC
ABFS
16 C
34 C
35 C
24 D
25 D
8 D
13 D
SB (LHD)
SB (RHD)
LG (RHD)
LG (LHD)
L (RHD)
V (LHD)
W (RHD)
W (LHD)
P (RHD)
P (LHD)
W
Y
GR
47 5A
23 5A
18 5D
B
Y
G
W
GR
P(LHD)
W(LHD)
B
V(LHD)
LG(LHD)
W(LHD)
G(LHD)
L(RHD)
LG(RHD)
W(RHD)
G(RHD)
P(RHD)
W(RHD)
SB(RHD)
SB(LHD)
G
W

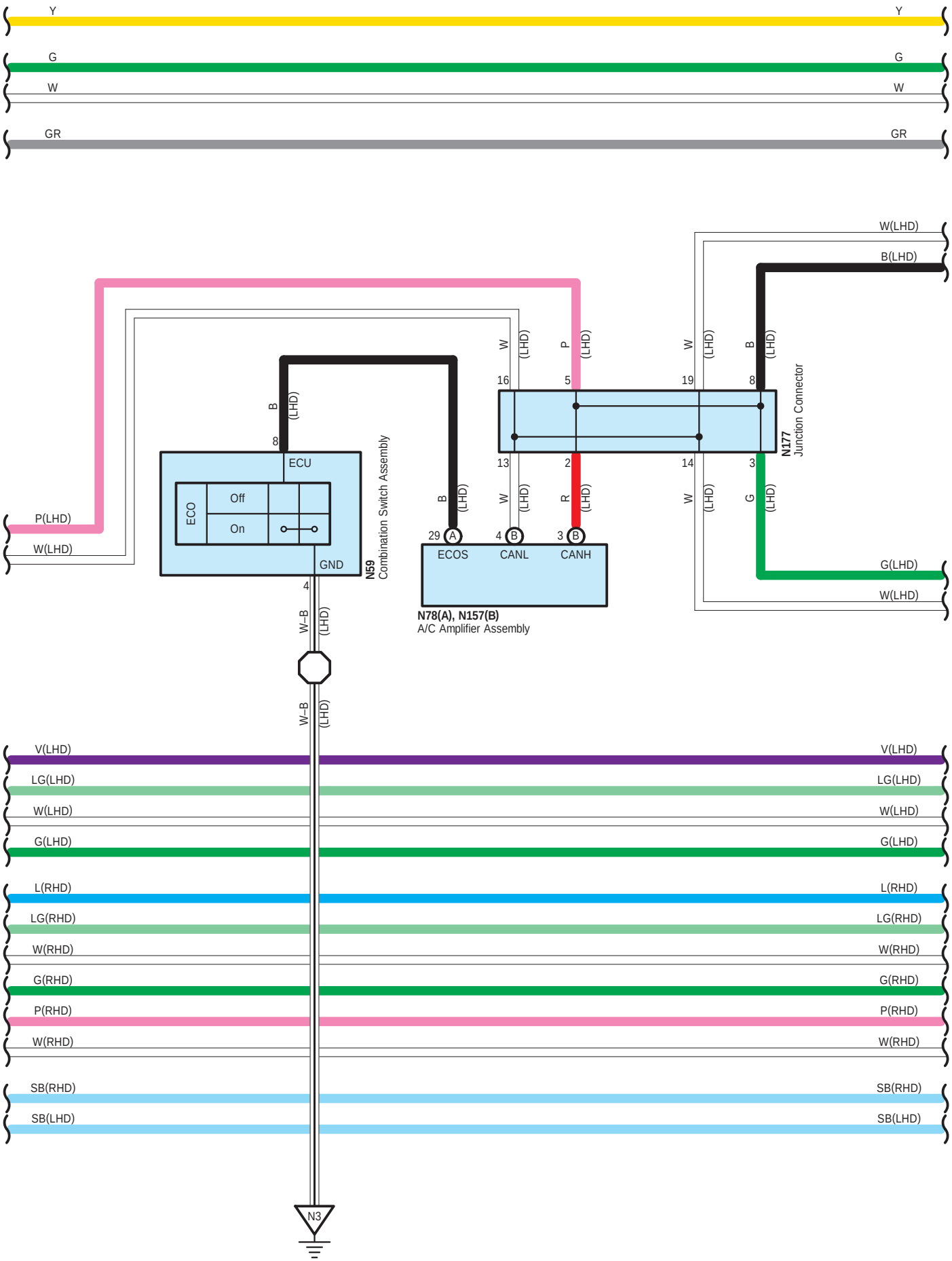
Y
G
W
GR
W(LHD)
B(LHD)
P(LHD)
W(LHD)
ECU
ECO
Off
On
GND
N59
Combination Switch Assembly
N78(A), N157(B)
A/C Amplifier Assembly
ECOS
CANL
CANH
N177
Junction Connector
G(LHD)
W(LHD)
W–B (LHD)
V(LHD)
LG(LHD)
G(LHD)
L(RHD)
LG(RHD)
W(RHD)
G(RHD)
P(RHD)
SB(RHD)
SB(LHD)
N3

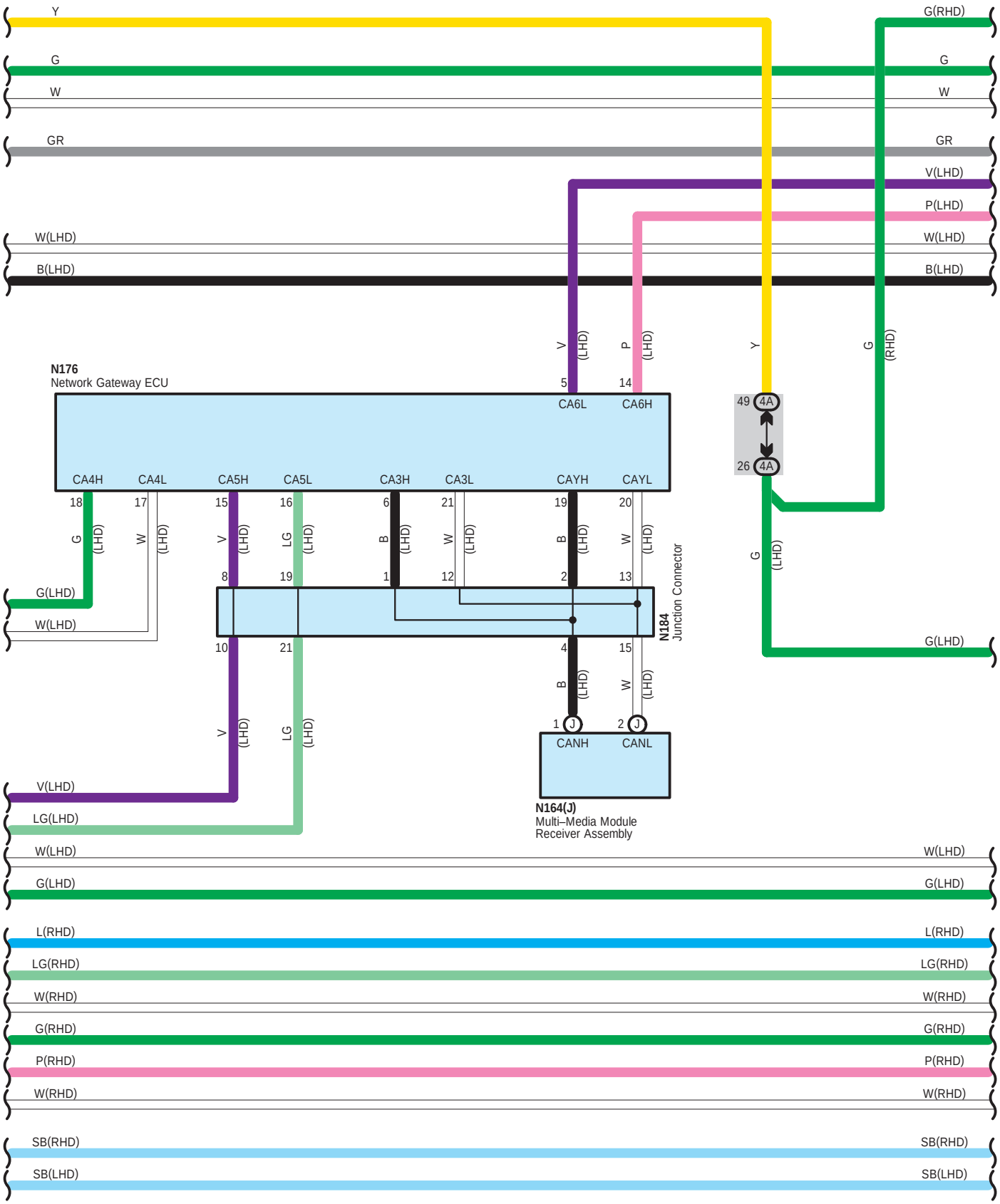
Y
G
W
GR
W(LHD)
B(LHD)
G(RHD)
G
W
GR
V(LHD)
P(LHD)
W(LHD)
B(LHD)
V (LHD)
P (LHD)
Y
G (RHD)
N176
Network Gateway ECU
5
14
CA6L
CA6H
49 4A
26 4A
CA4H
CA4L
CA5H
CA5L
CA3H
CA3L
CAYH
CAYL
18
17
15
16
6
21
19
20
G (LHD)
W (LHD)
V (LHD)
LG (LHD)
B (LHD)
W (LHD)
B (LHD)
W (LHD)
8
19
1
12
2
13
G (LHD)
G(LHD)
W(LHD)
N184
Junction Connector
G(LHD)
10
21
4
15
B (LHD)
W (LHD)
V (LHD)
LG (LHD)
1 J
2 J
CANH
CANL
V(LHD)
LG(LHD)
N164(J)
Multi–Media Module
Receiver Assembly
W(LHD)
G(LHD)
L(RHD)
LG(RHD)
W(RHD)
G(RHD)
P(RHD)
W(RHD)
SB(RHD)
SB(LHD)

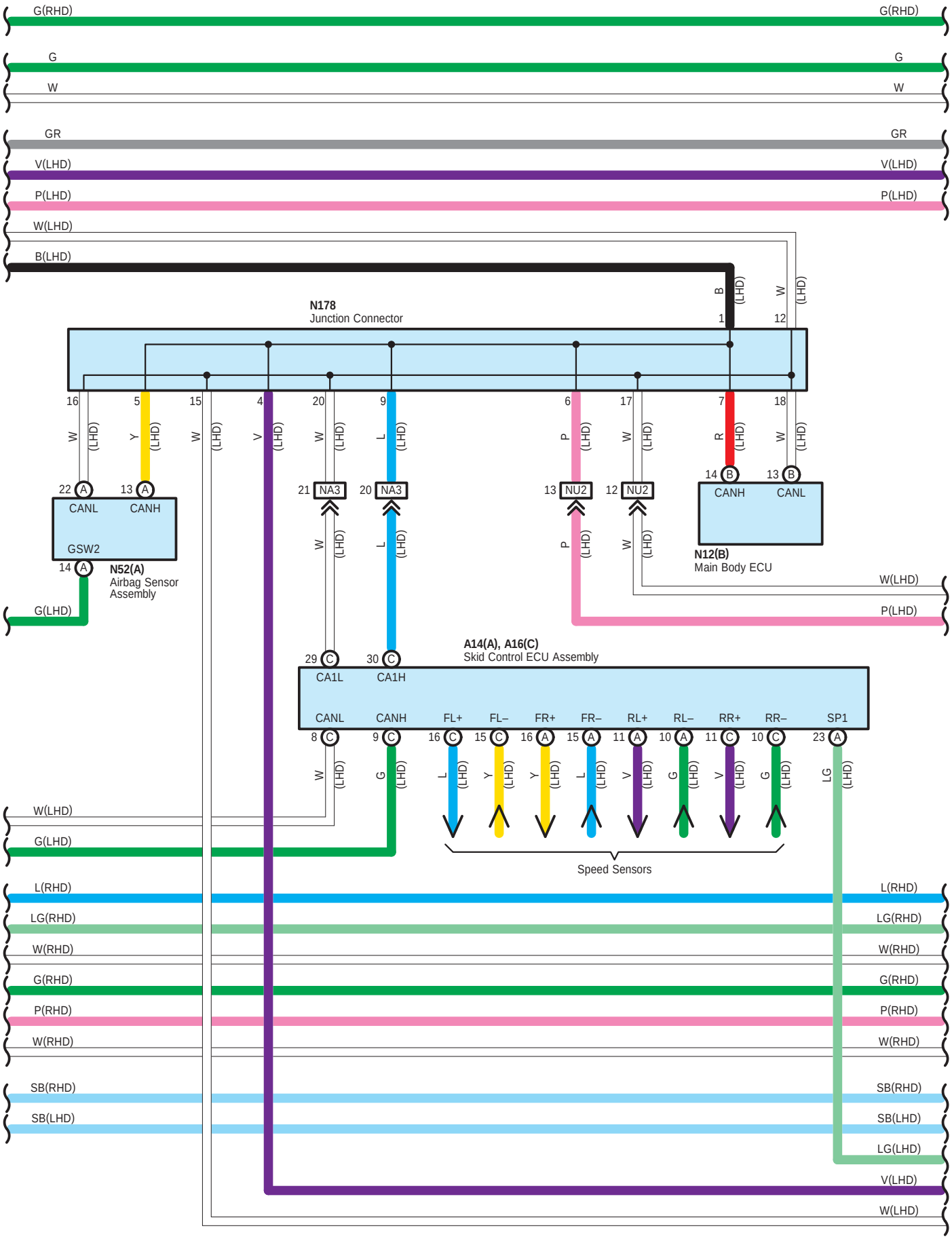
G(RHD)
G
W
GR
V(LHD)
P(LHD)
W(LHD)
B(LHD)
N178
Junction Connector
CANL
CANH
GSW2
N52(A)
Airbag Sensor Assembly
G(LHD)
NA3
NU2
N12(B)
Main Body ECU
A14(A), A16(C)
Skid Control ECU Assembly
CA1L
CA1H
FL+
FL–
FR+
FR–
RL+
RL–
RR+
RR–
SP1
Speed Sensors
L(RHD)
LG(RHD)
W(RHD)
P(RHD)
SB(RHD)
SB(LHD)
LG(LHD)
V(LHD)

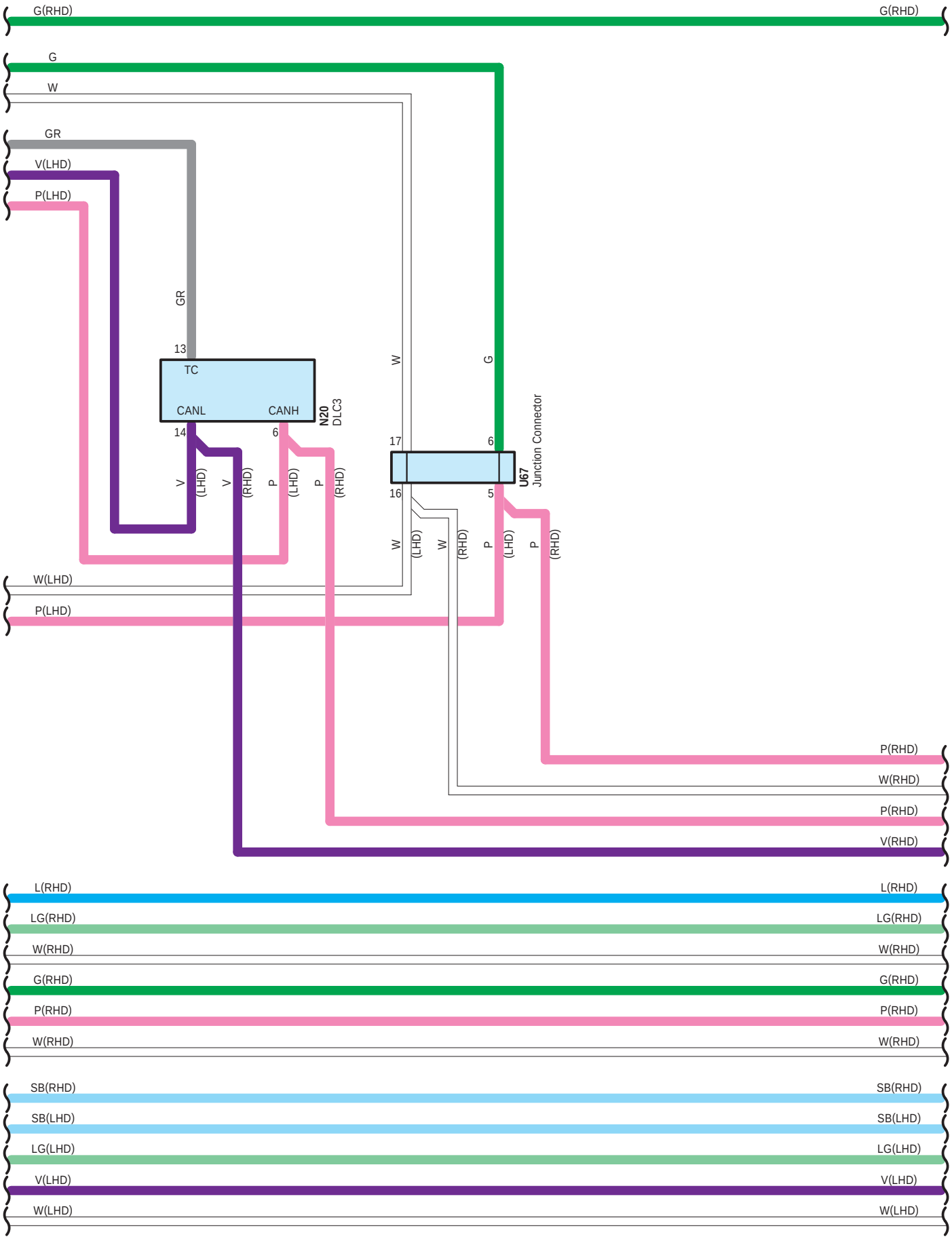
G(RHD)
G(RHD)
G
W
GR
V(LHD)
P(LHD)
GR
13
TC
CANL
CANH
N20
DLC3
14
6
V
(LHD)
V
(RHD)
P
(LHD)
P
(RHD)
W
G
17
6
16
5
U67
Junction Connector
W
(LHD)
W
(RHD)
P
(LHD)
P
(RHD)
W(LHD)
P(LHD)
P(RHD)
W(RHD)
P(RHD)
V(RHD)
L(RHD)
L(RHD)
LG(RHD)
LG(RHD)
W(RHD)
W(RHD)
G(RHD)
G(RHD)
P(RHD)
P(RHD)
W(RHD)
W(RHD)
SB(RHD)
SB(RHD)
SB(LHD)
SB(LHD)
LG(LHD)
LG(LHD)
V(LHD)
V(LHD)
W(LHD)
W(LHD)

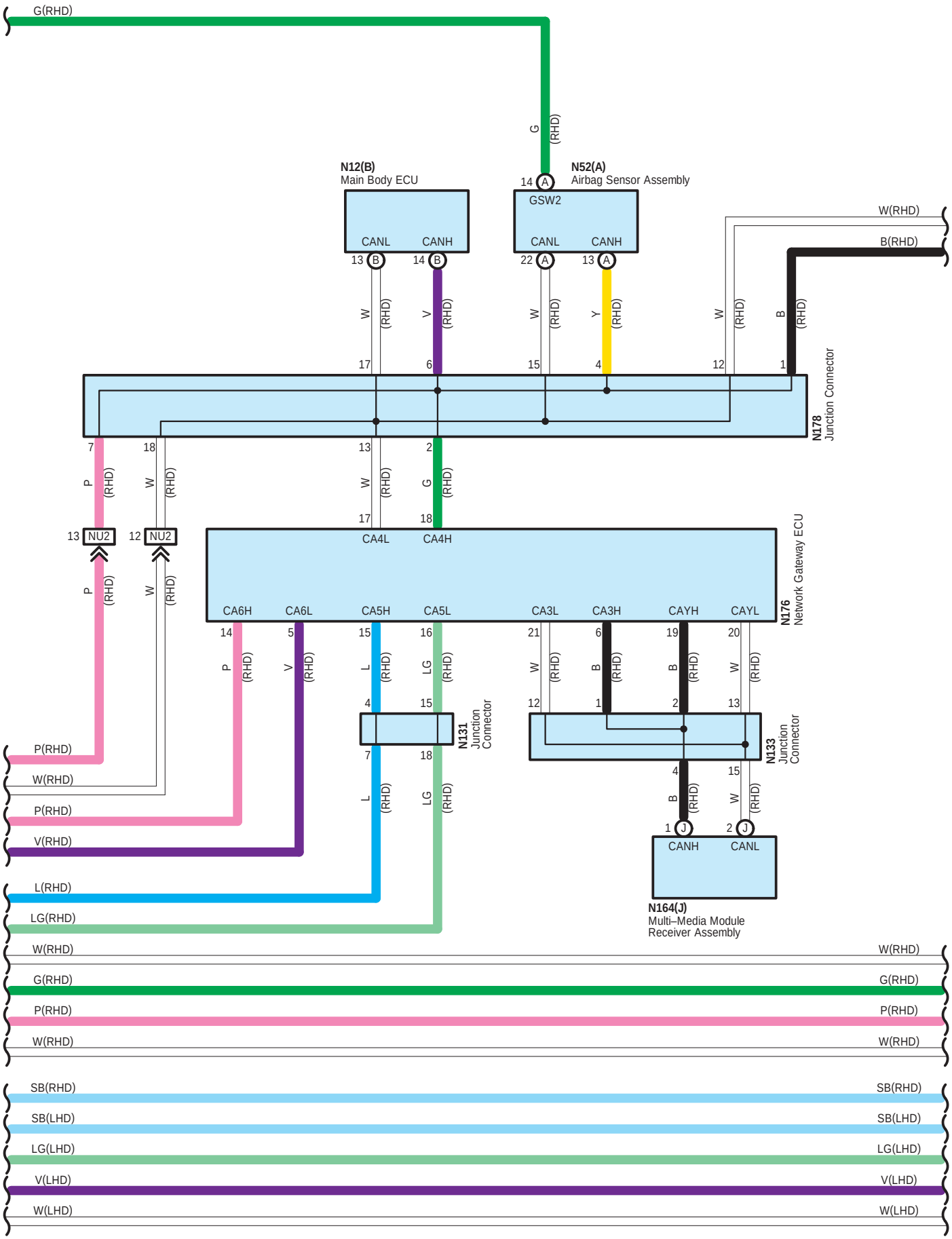
G(RHD)
G (RHD)
N12(B)
Main Body ECU
CANL
CANH
13 B
14 B
N52(A)
Airbag Sensor Assembly
14 A
GSW2
CANL
CANH
22 A
13 A
W(RHD)
B(RHD)
W (RHD)
V (RHD)
W (RHD)
Y (RHD)
W (RHD)
B (RHD)
17
6
15
4
12
1
N178
Junction Connector
7
18
13
2
P (RHD)
W (RHD)
W (RHD)
G (RHD)
17
18
13 NU2
12 NU2
CA4L
CA4H
P (RHD)
W (RHD)
N176
Network Gateway ECU
CA6H
CA6L
CA5H
CA5L
CA3L
CA3H
CAYH
CAYL
14
5
15
16
21
6
19
20
P (RHD)
V (RHD)
L (RHD)
LG (RHD)
W (RHD)
B (RHD)
B (RHD)
W (RHD)
4
15
12
1
2
13
N131
Junction
Connector
N133
Junction
Connector
7
18
4
15
L (RHD)
LG (RHD)
B (RHD)
W (RHD)
1 J
2 J
CANH
CANL
N164(J)
Multi–Media Module
Receiver Assembly
P(RHD)
W(RHD)
P(RHD)
V(RHD)
L(RHD)
LG(RHD)
W(RHD)
G(RHD)
P(RHD)
W(RHD)
SB(RHD)
SB(LHD)
LG(LHD)
V(LHD)
W(LHD)

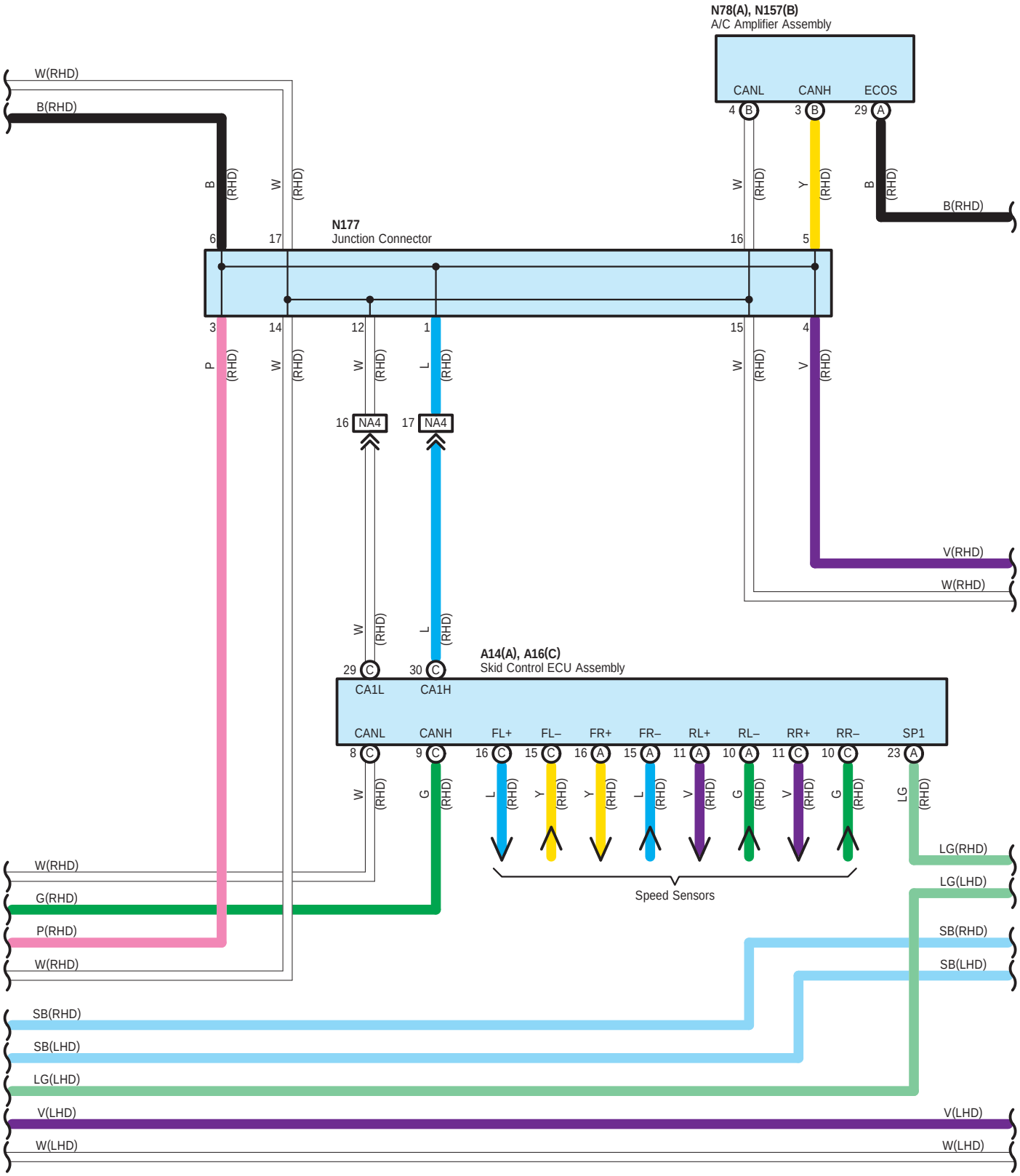
N78(A), N157(B)
A/C Amplifier Assembly
CANL
CANH
ECOS
N177
Junction Connector
NA4
A14(A), A16(C)
Skid Control ECU Assembly
CA1L
CA1H
CANL
CANH
FL+
FL–
FR+
FR–
RL+
RL–
RR+
RR–
SP1
Speed Sensors
W(RHD)
B(RHD)
V(RHD)
LG(RHD)
G(RHD)
P(RHD)
SB(RHD)
LG(LHD)
SB(LHD)
V(LHD)
W(LHD)

*15 : w/ Headup Display

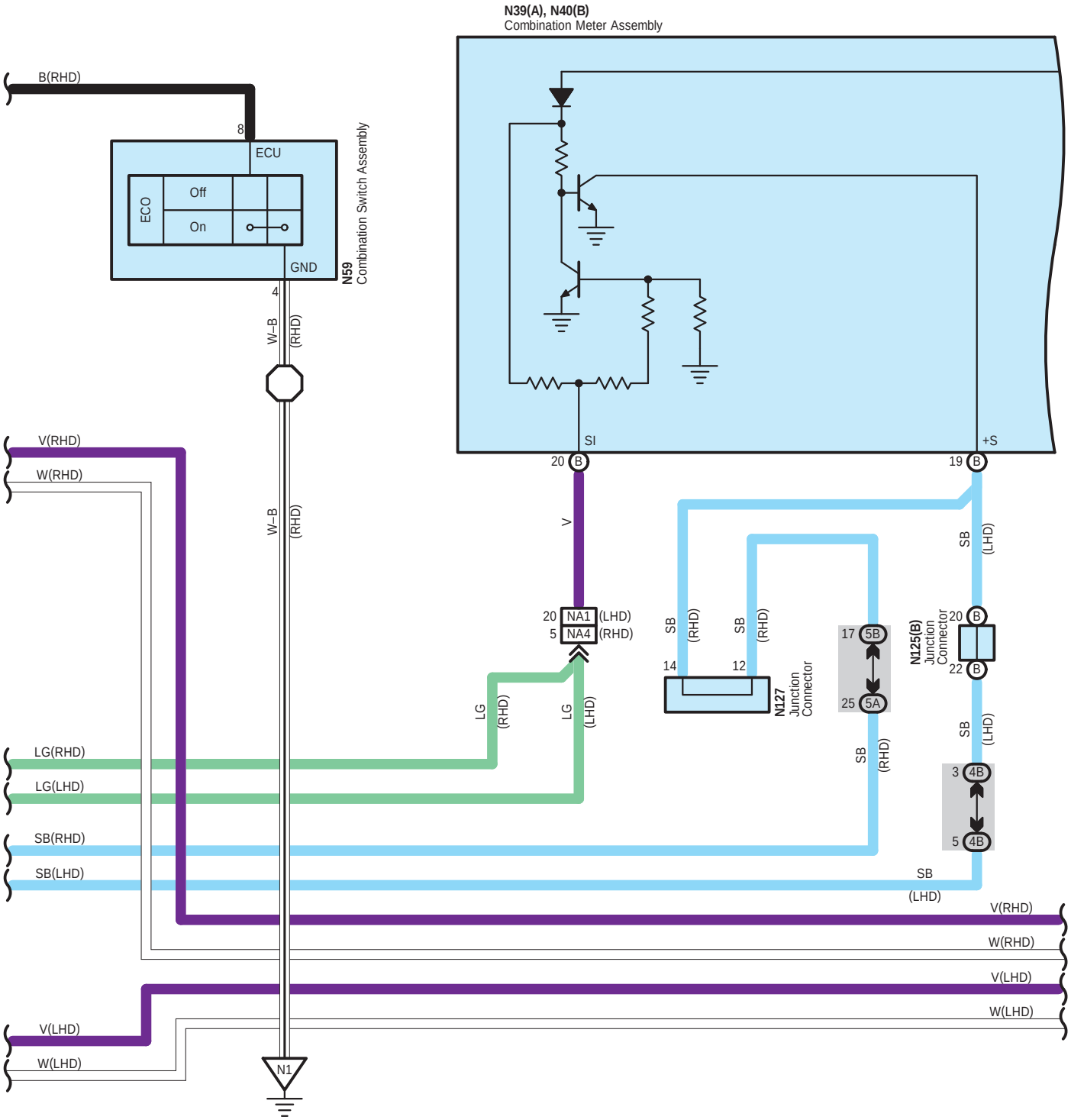

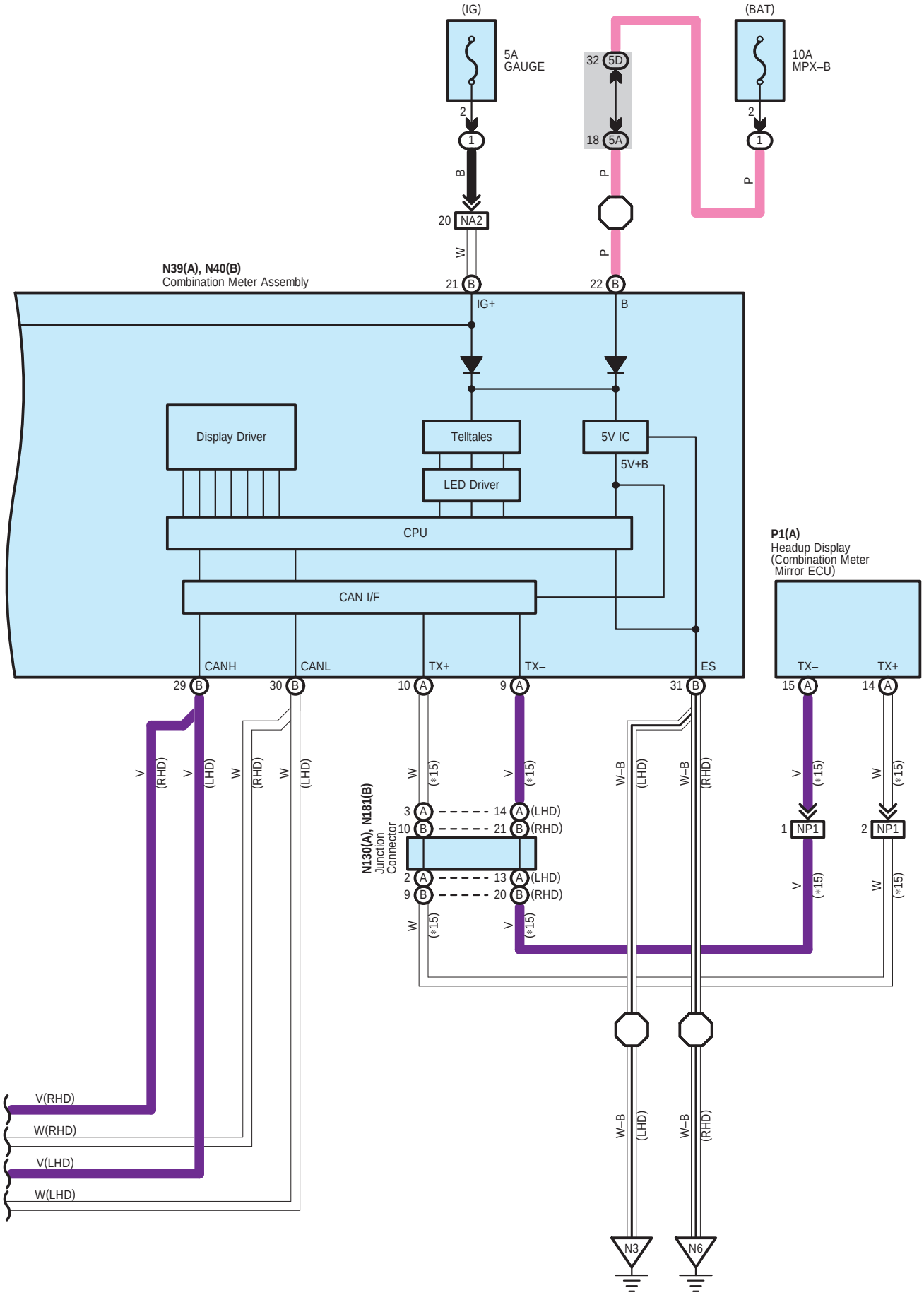
(IG)
5A
GAUGE
(BAT)
10A
MPX–B
32 5D
18 5A
2
1
B
P
20 NA2
W
N39(A), N40(B)
Combination Meter Assembly
21 B
22 B
IG+
B
Display Driver
Telltales
5V IC
5V+B
LED Driver
CPU
CAN I/F
P1(A)
Headup Display
(Combination Meter
Mirror ECU)
CANH
CANL
TX+
TX–
ES
29 B
30 B
10 A
9 A
31 B
15 A
14 A
V
(RHD)
(LHD)
W
(*15)
W–B
N130(A), N181(B)
Junction
Connector
3 A
10 B
14 A (LHD)
21 B (RHD)
2 A
9 B
13 A (LHD)
20 B (RHD)
1 NP1
2 NP1
V(RHD)
W(RHD)
V(LHD)
W(LHD)
N3
N6

A 2
Black



A 3
Black

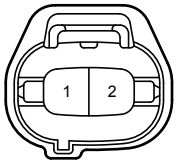

A 5
White

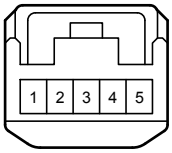

A 14
Black

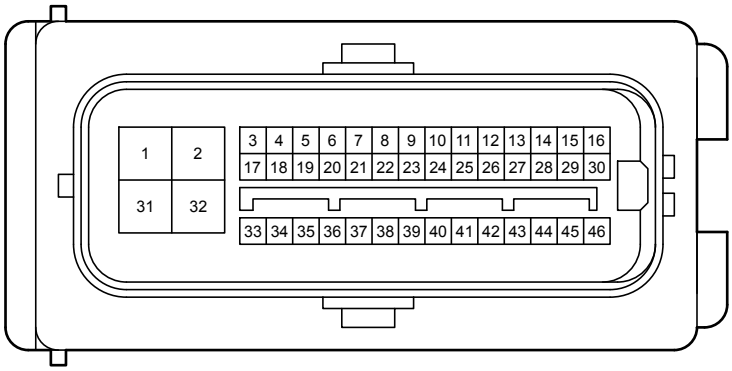

A 16
Gray

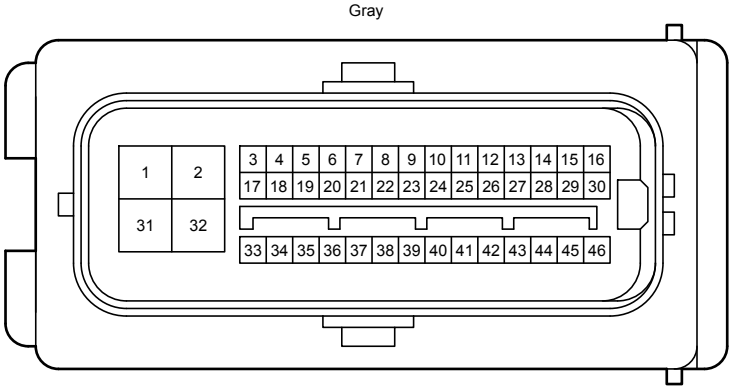

A 20
Black

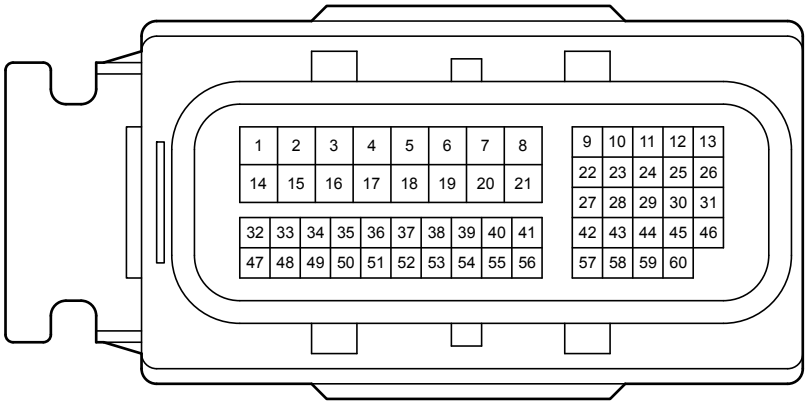

A 26
Black

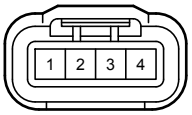

A 35
Gray

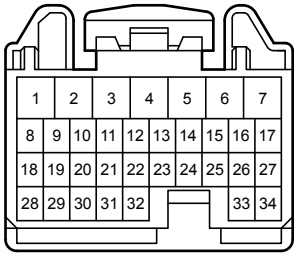

A 36
Gray

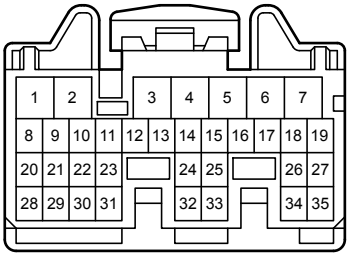

A 38
Black

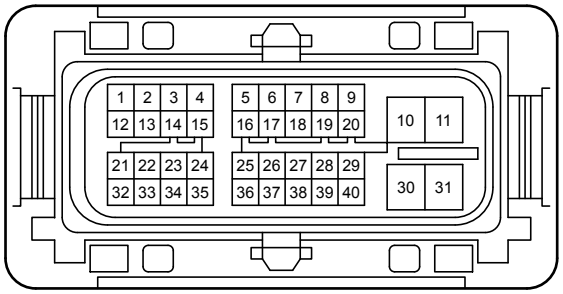

A 39
Black



A 44
Black

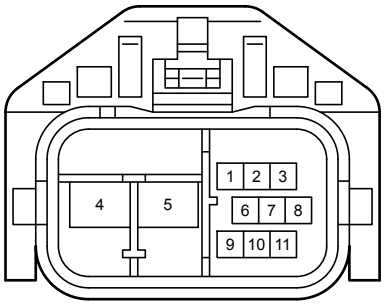

A 50
Gray

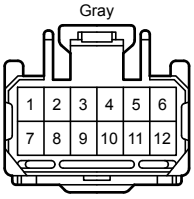

A 51
Blue

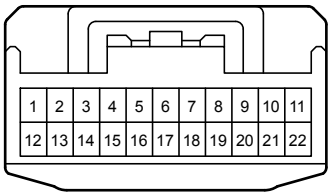

A 53
White

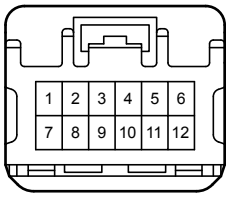

A 57
Blue

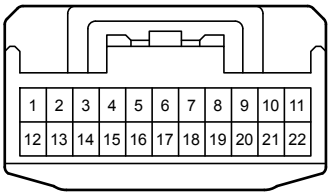

A 61

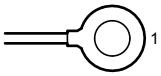

A 74
Black

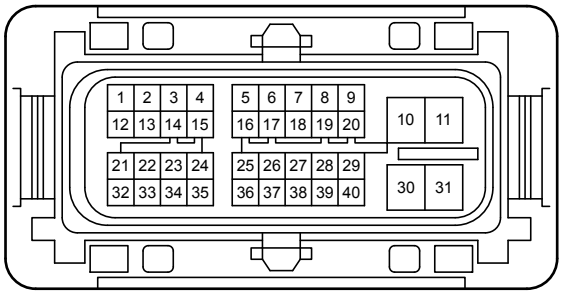

A 75
Black

E 1

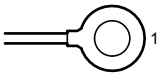

E 2

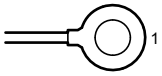

F 5
Black

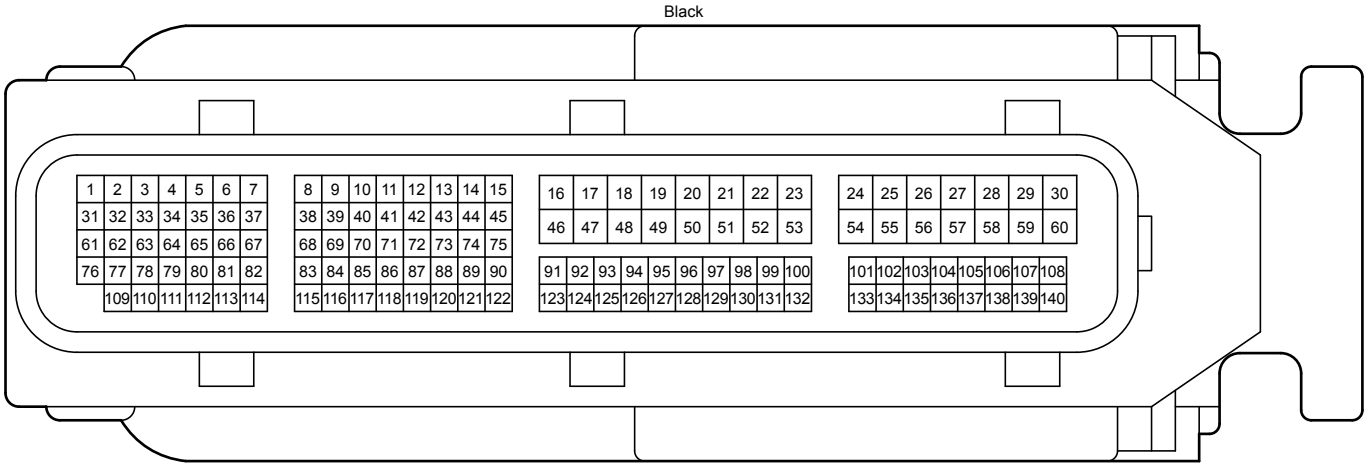

F 21
Black

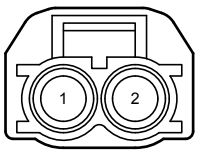

F 24
Black

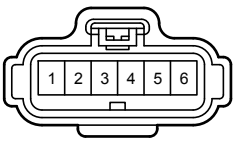

F 50
Gray

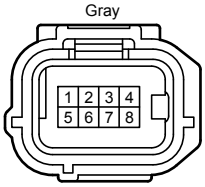

F 51
Gray

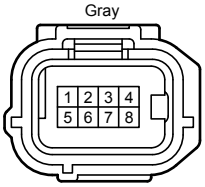

F 52
Gray

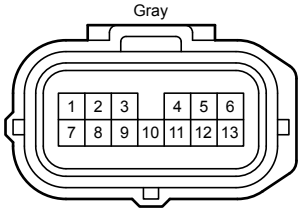

F 54
Black



F 55
Black

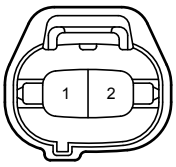

F 64
Black



F 65
Gray

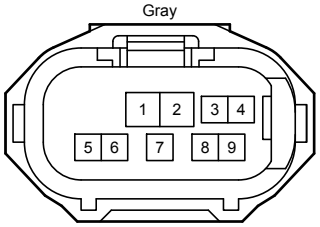

F 66
Gray

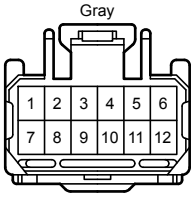

N 12
White

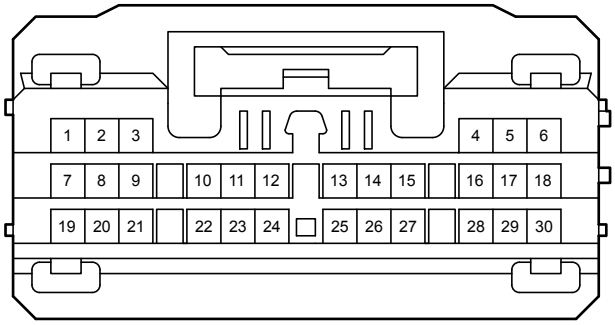

N 20
Black

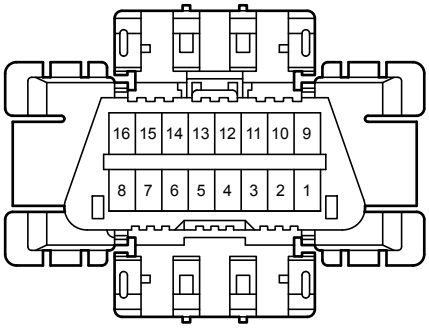

N 31
Black

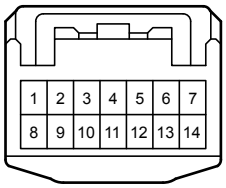

N 39
Black

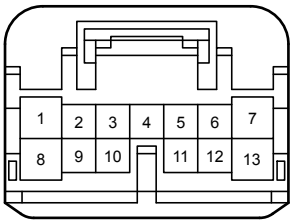

N 40
Black

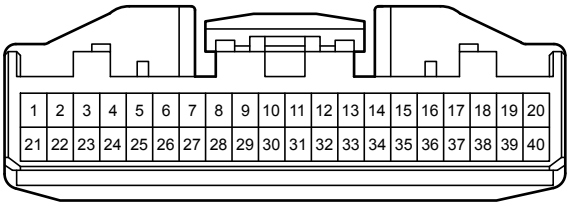

N 50
White

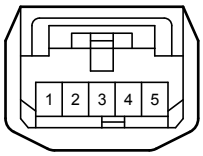

N 52
Yellow

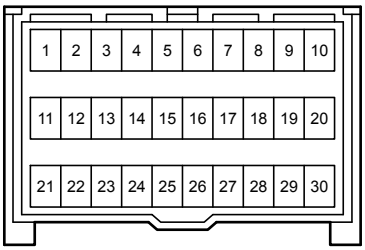

N 59
Black

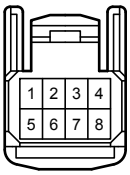

N 78
White

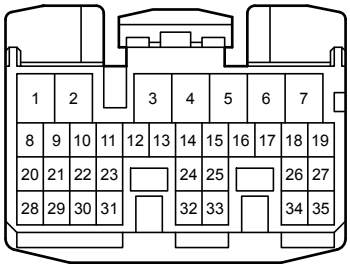

N 91
Gray

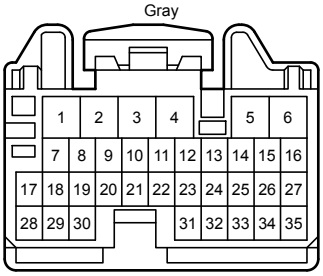

N 92
Gray

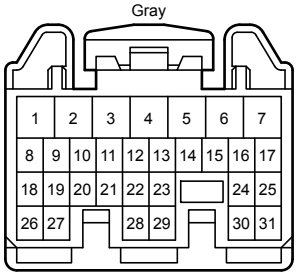

N123
Blue

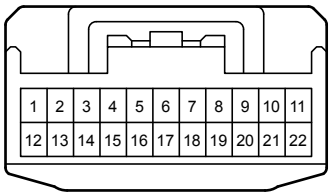

N125
Blue

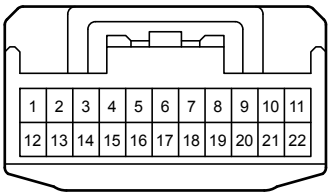

N126
Blue

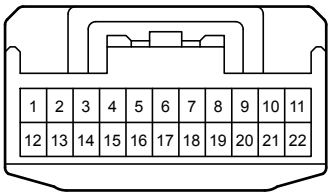

N127
Blue

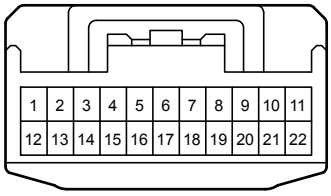

N130
Black

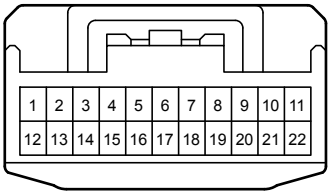

N131
Gray

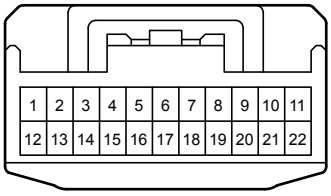

N133
Black

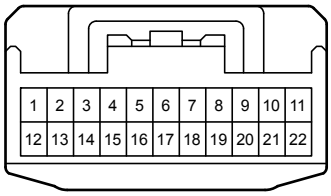

N157
White

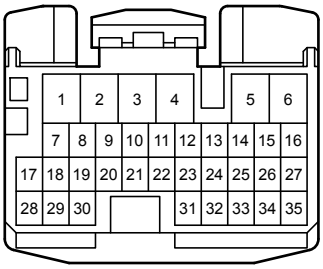

N163
Blue

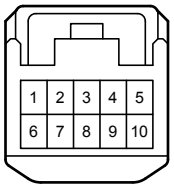

N164
White

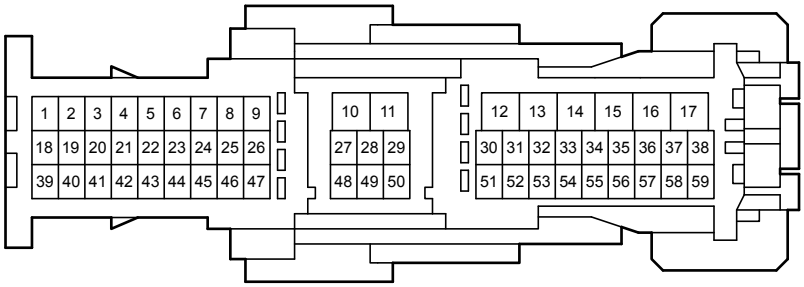

N176
Black

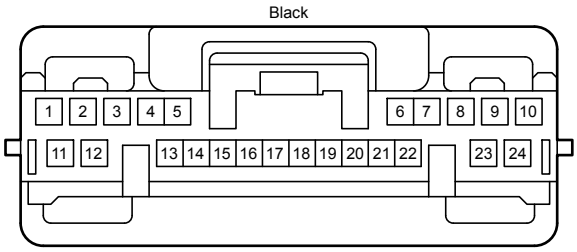

N177
Gray

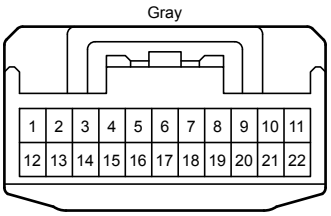

N178
Gray

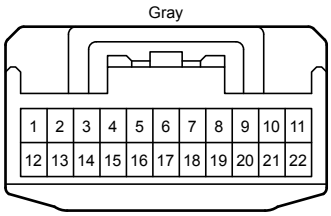

N181
Black

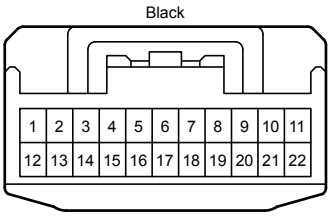

N184
Blue

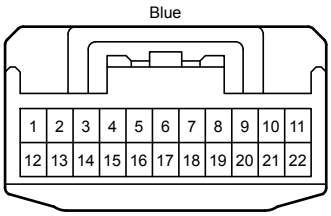

P 1
White

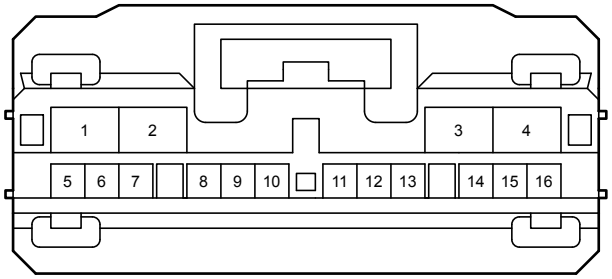

T 11
White

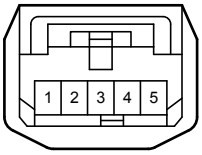

T 44
Blue



T 45
Blue



U 44
Black

U 65
White

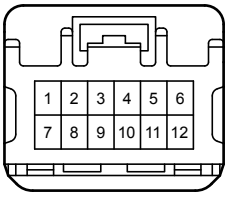

U 67
Gray

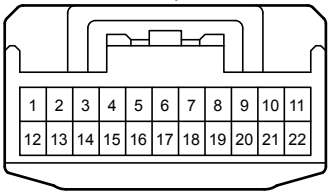

V 2
White

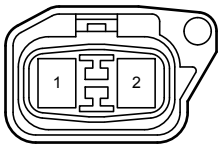

V 3
White

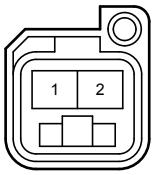

V 4

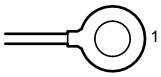

V 5

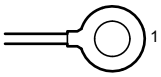

X 4
Black

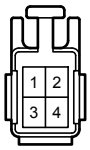

f 1
White



m 1
White

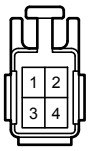

m 2
White

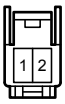

m 3
White

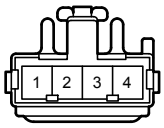

m 4
White

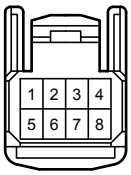

u 1
White

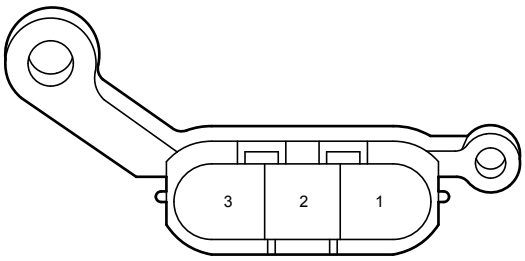

u 2
White

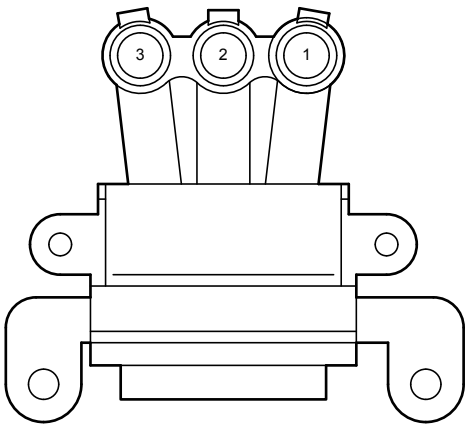

u 3
White

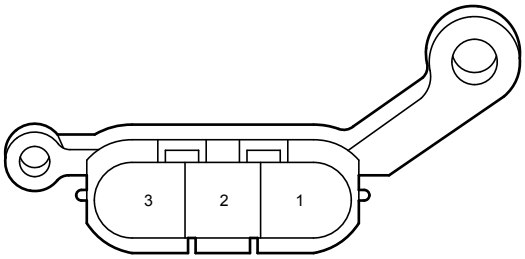

v 1
White

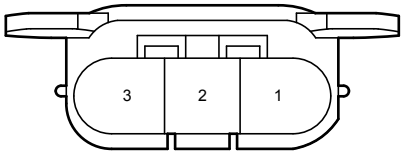

v 2
White

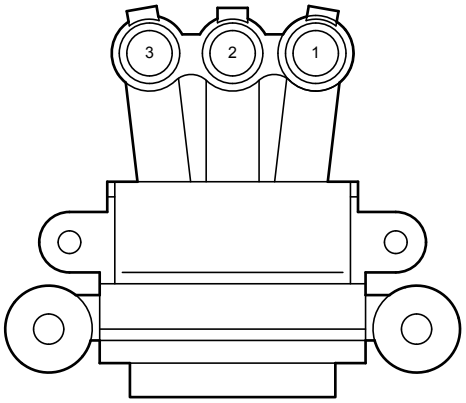

x 1
Orange

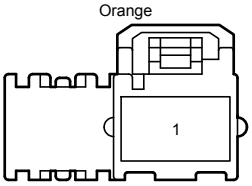

x 2

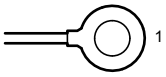

y 1

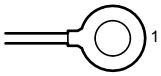

y 2
Orange

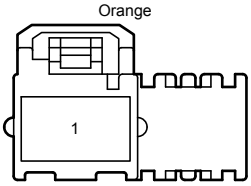

z 15
Orange

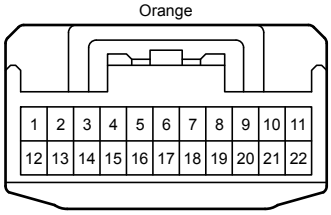

z 16
White

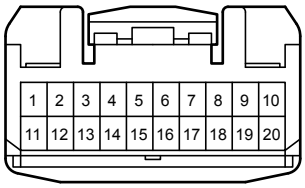

z 17
White

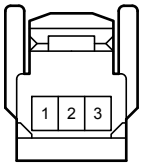

z 19
White

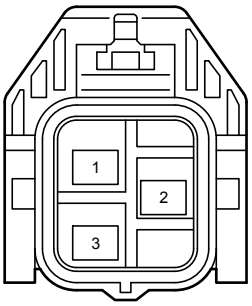

z 20
Black



z 25
White

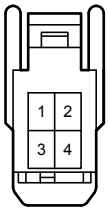

1K
White

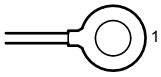

1L
White

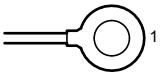

4A
White

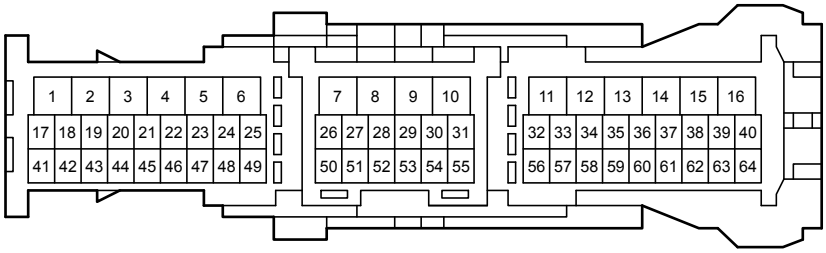

4B
White

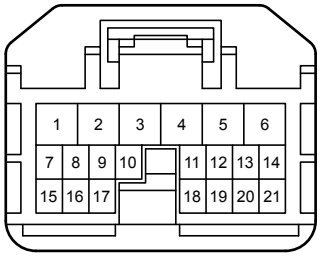

4D
White

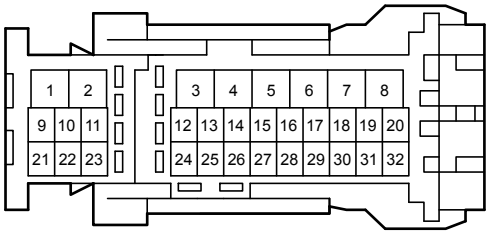

5A
White

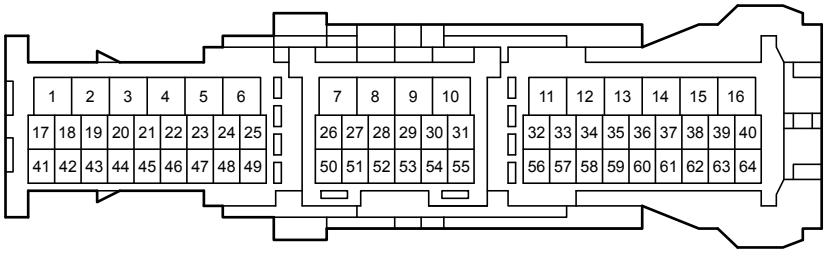

5B
White

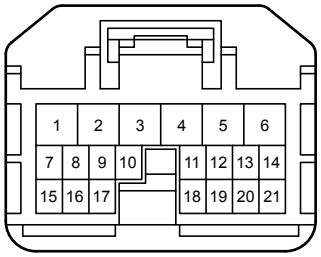

5D
White

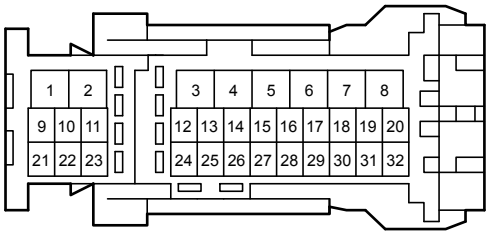

6A
White

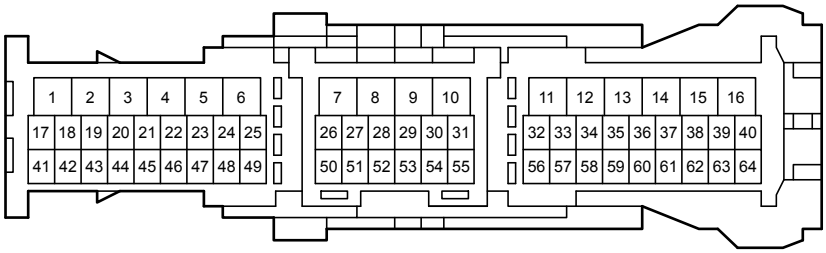

6B
White

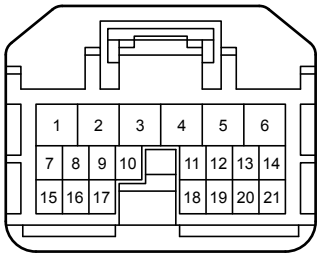

AF1
White

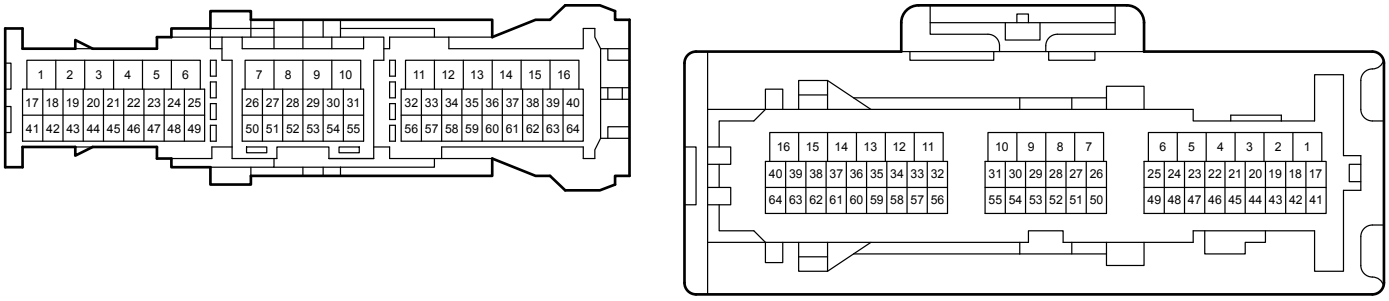

AF2
White

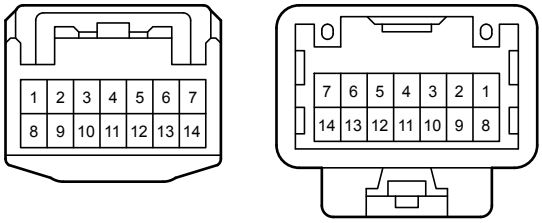

AT1
White

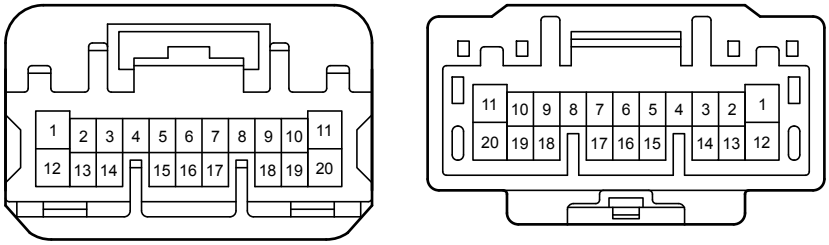

AU1
White

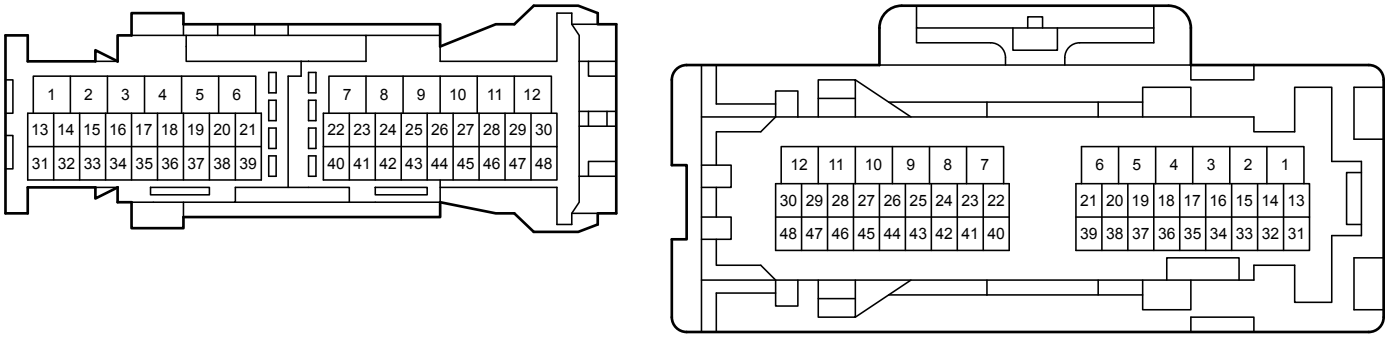

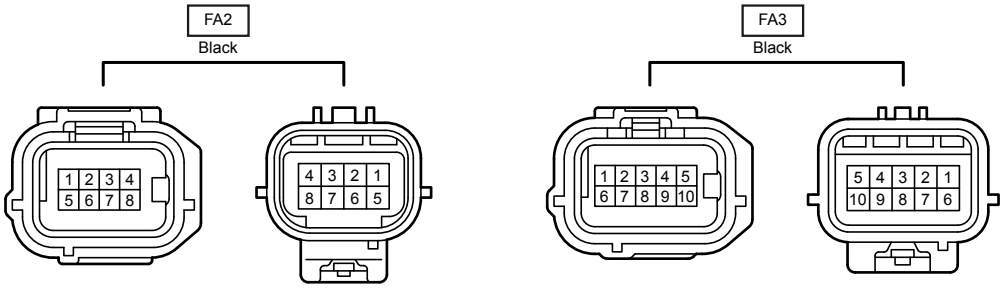
FA2
Black
1 2 3 4
5 6 7 8
4 3 2 1
8 7 6 5
FA3
Black
1 2 3 4 5
6 7 8 9 10
5 4 3 2 1
10 9 8 7 6

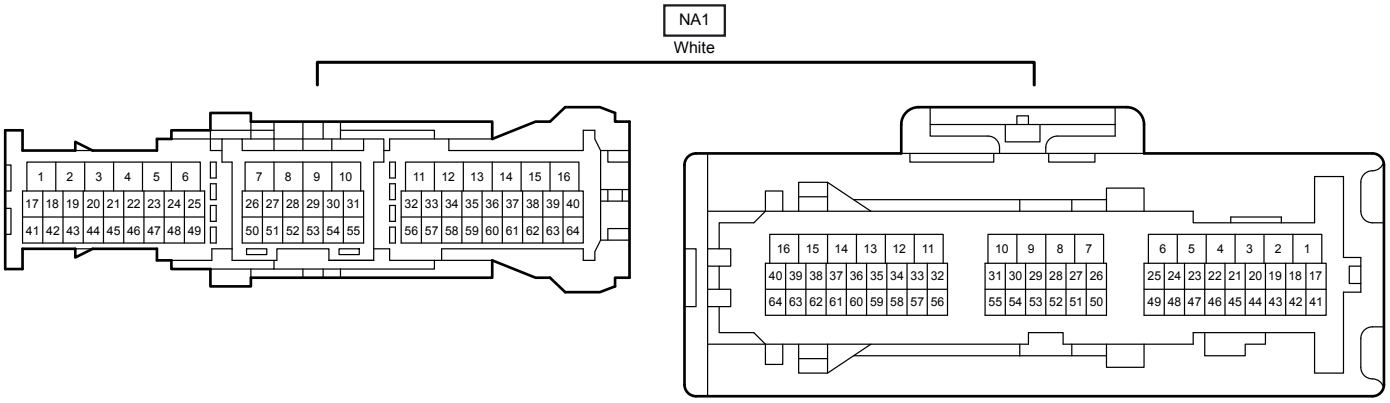
NA1
White
1 2 3 4 5 6
17 18 19 20 21 22 23 24 25
41 42 43 44 45 46 47 48 49
7 8 9 10
26 27 28 29 30 31
50 51 52 53 54 55
11 12 13 14 15 16
32 33 34 35 36 37 38 39 40
56 57 58 59 60 61 62 63 64
16 15 14 13 12 11
40 39 38 37 36 35 34 33 32
64 63 62 61 60 59 58 57 56
10 9 8 7
31 30 29 28 27 26
55 54 53 52 51 50
6 5 4 3 2 1
25 24 23 22 21 20 19 18 17
49 48 47 46 45 44 43 42 41

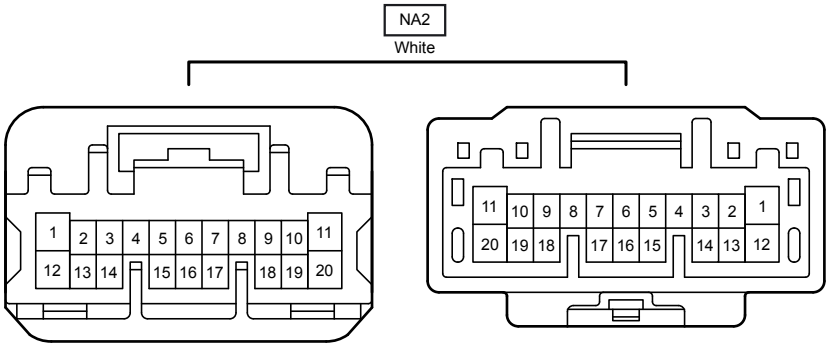
NA2
White
1 2 3 4 5 6 7 8 9 10 11
12 13 14 15 16 17 18 19 20
11 10 9 8 7 6 5 4 3 2 1
20 19 18 17 16 15 14 13 12

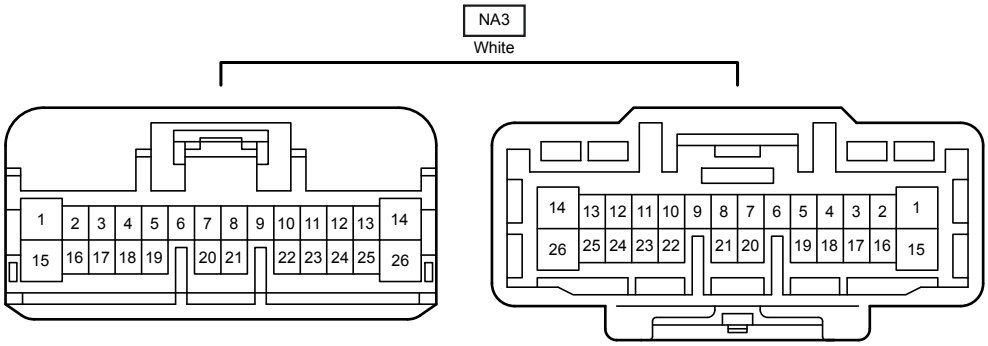
NA3
White
1 2 3 4 5 6 7 8 9 10 11 12 13 14
15 16 17 18 19 20 21 22 23 24 25 26
14 13 12 11 10 9 8 7 6 5 4 3 2 1
26 25 24 23 22 21 20 19 18 17 16 15

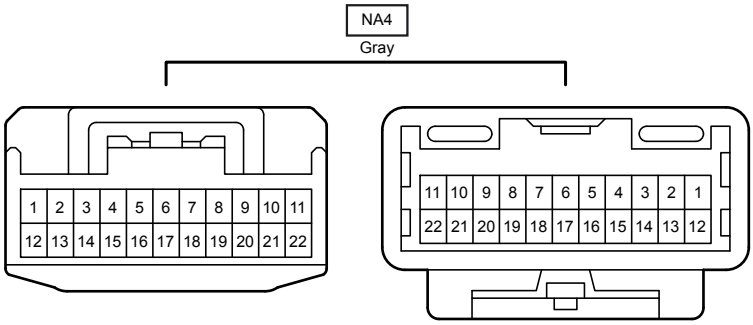
NA4
Gray
1 2 3 4 5 6 7 8 9 10 11
12 13 14 15 16 17 18 19 20 21 22
11 10 9 8 7 6 5 4 3 2 1
22 21 20 19 18 17 16 15 14 13 12

NO1
White

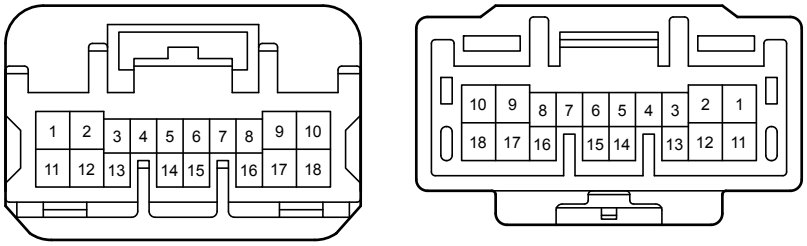

NP1
White

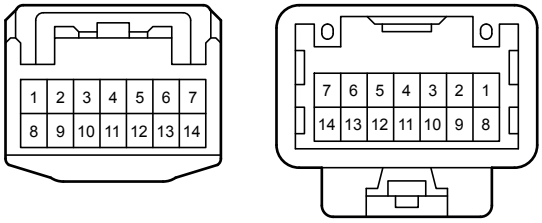

NT1
White

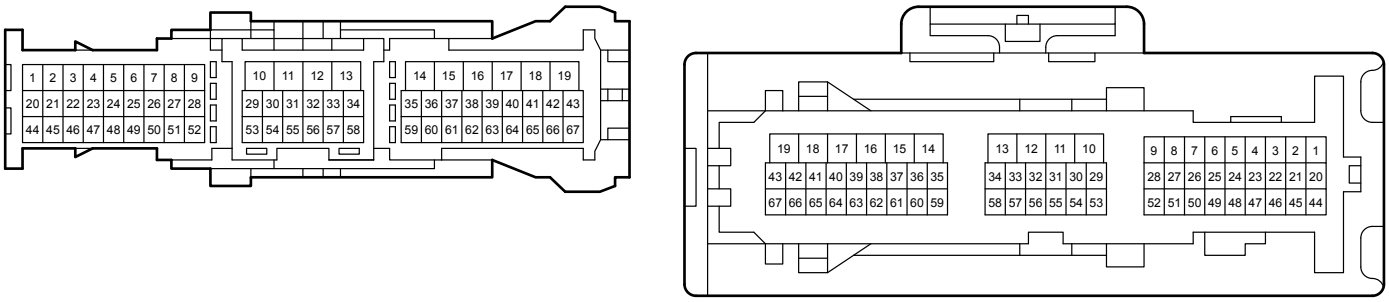

NU1
White

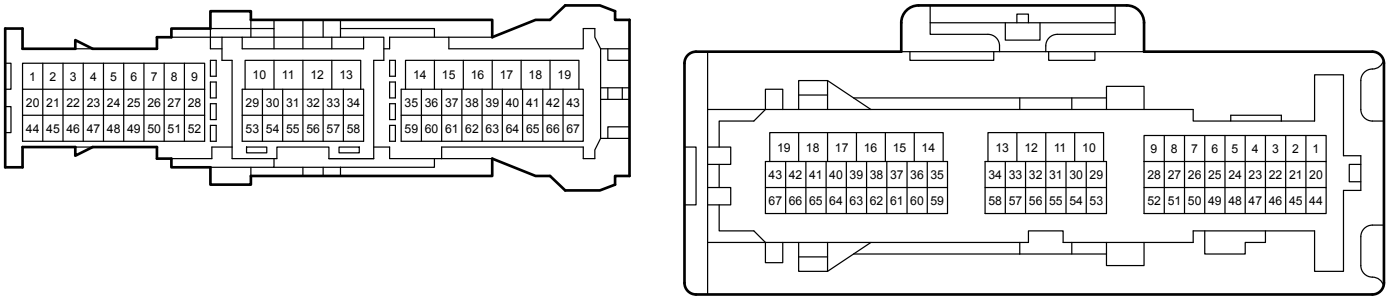

NU2
White

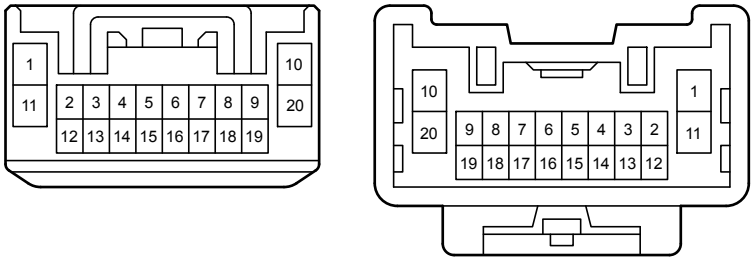

TN1
White

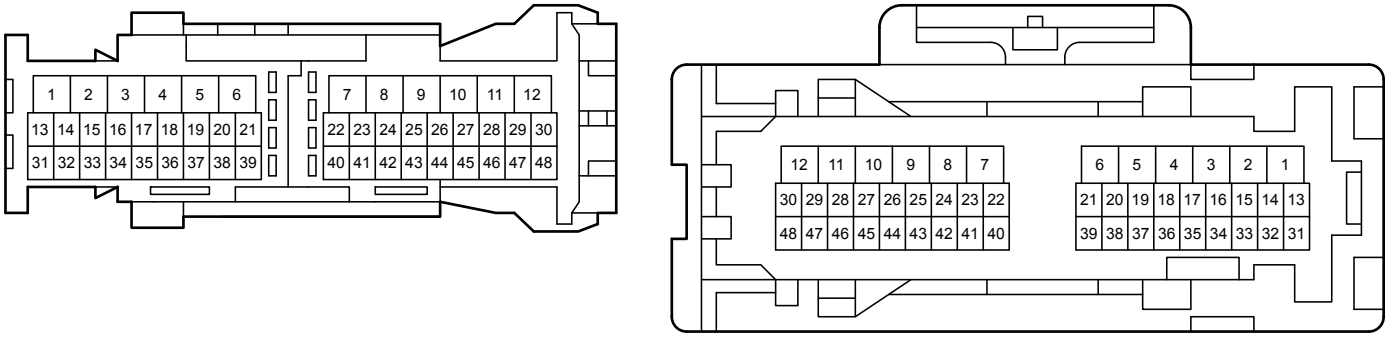

TU1
White

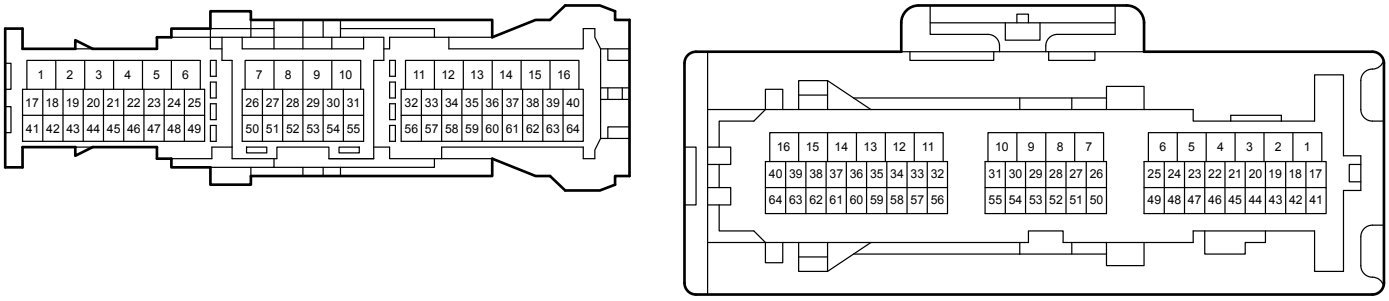

Tm1
White

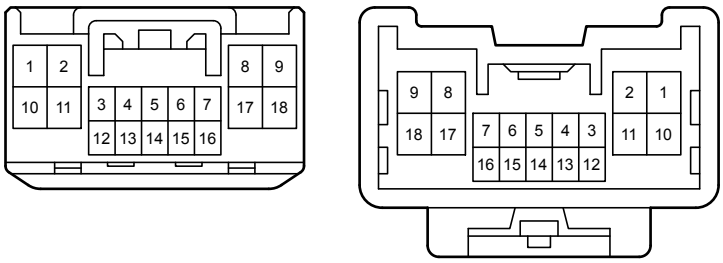

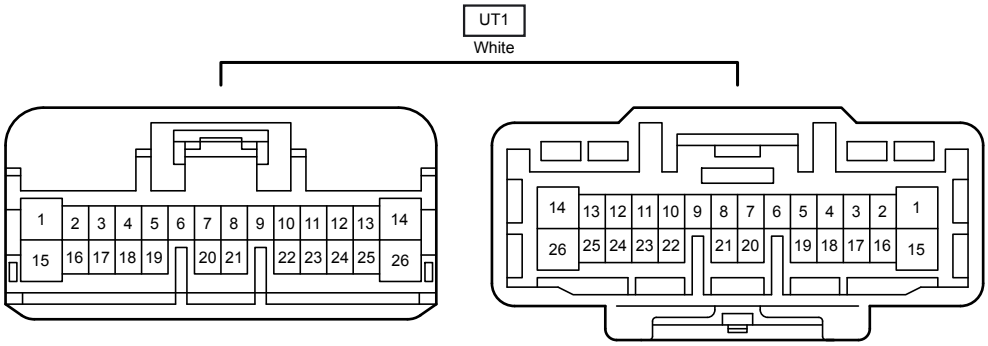
UT1
White
1 2 3 4 5 6 7 8 9 10 11 12 13 14
15 16 17 18 19 20 21 22 23 24 25 26
14 13 12 11 10 9 8 7 6 5 4 3 2 1
26 25 24 23 22 21 20 19 18 17 16 15

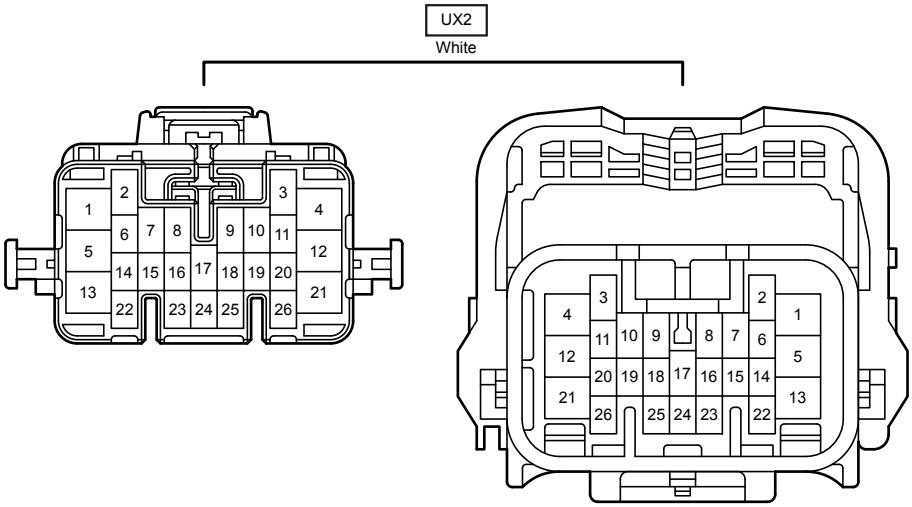
UX2
White
1 2 3 4 5 6 7 8 9 10 11 12 13 14 15 16 17 18 19 20 21 22 23 24 25 26
4 3 2 1 12 11 10 9 8 7 6 5 21 20 19 18 17 16 15 14 13 26 25 24 23 22