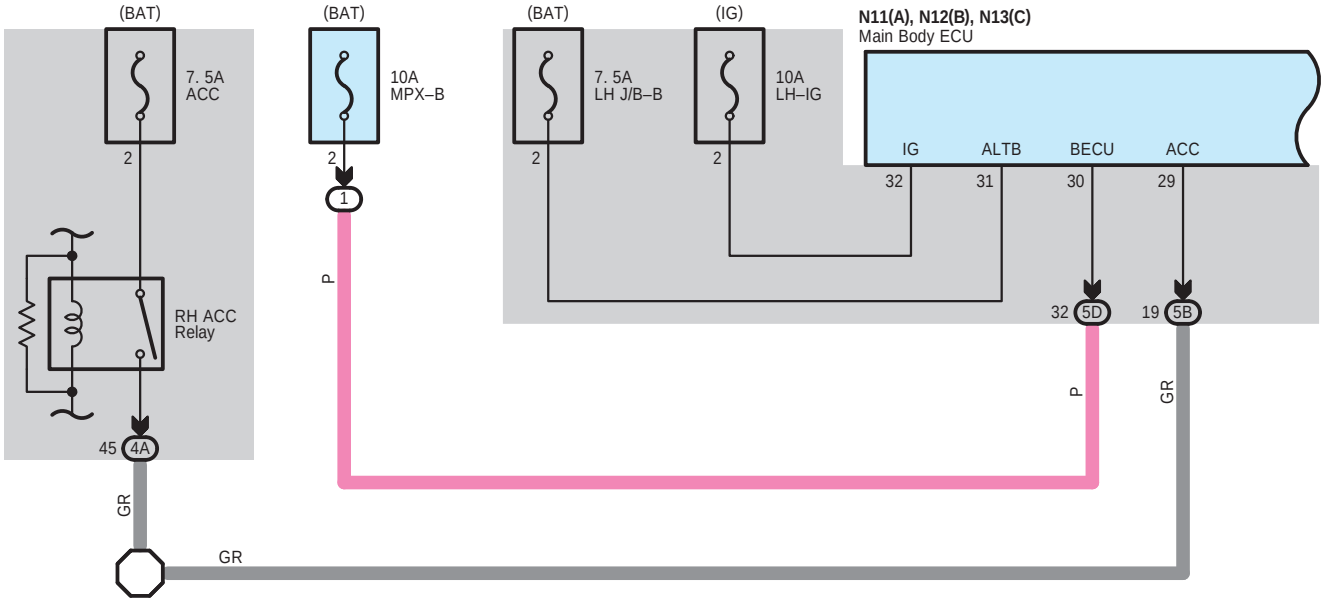
(BAT)
7. 5A
ACC
2
RH ACC
Relay
45
4A
GR
(BAT)
10A
MPX–B
2
1
P
(BAT)
7. 5A
LH J/B–B
2
(IG)
10A
LH–IG
2
N11(A), N12(B), N13(C)
Main Body ECU
IG
ALTB
BECU
ACC
32
31
30
29
32
5D
19
5B
P
GR
GR

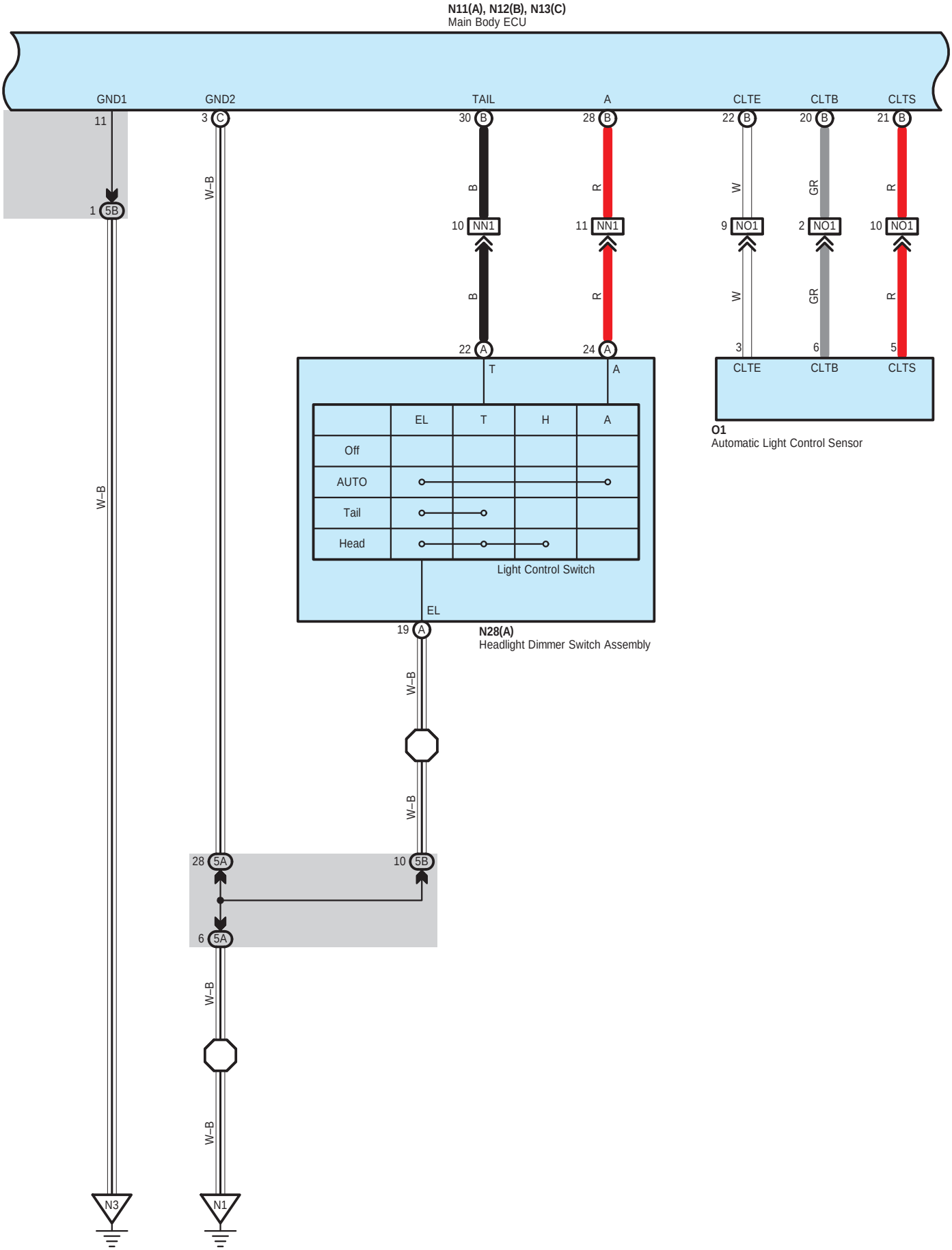
N11(A), N12(B), N13(C)
Main Body ECU
GND1
GND2
TAIL
A
CLTE
CLTB
CLTS
11
1 5B
3 C
30 B
28 B
22 B
20 B
21 B
W–B
B
R
W
GR
R
10 NN1
11 NN1
9 NO1
2 NO1
10 NO1
22 A
24 A
3
6
5
T
A
EL
T
H
A
Off
AUTO
Tail
Head
Light Control Switch
EL
19 A
N28(A)
Headlight Dimmer Switch Assembly
O1
Automatic Light Control Sensor
28 5A
10 5B
6 5A
N3
N1

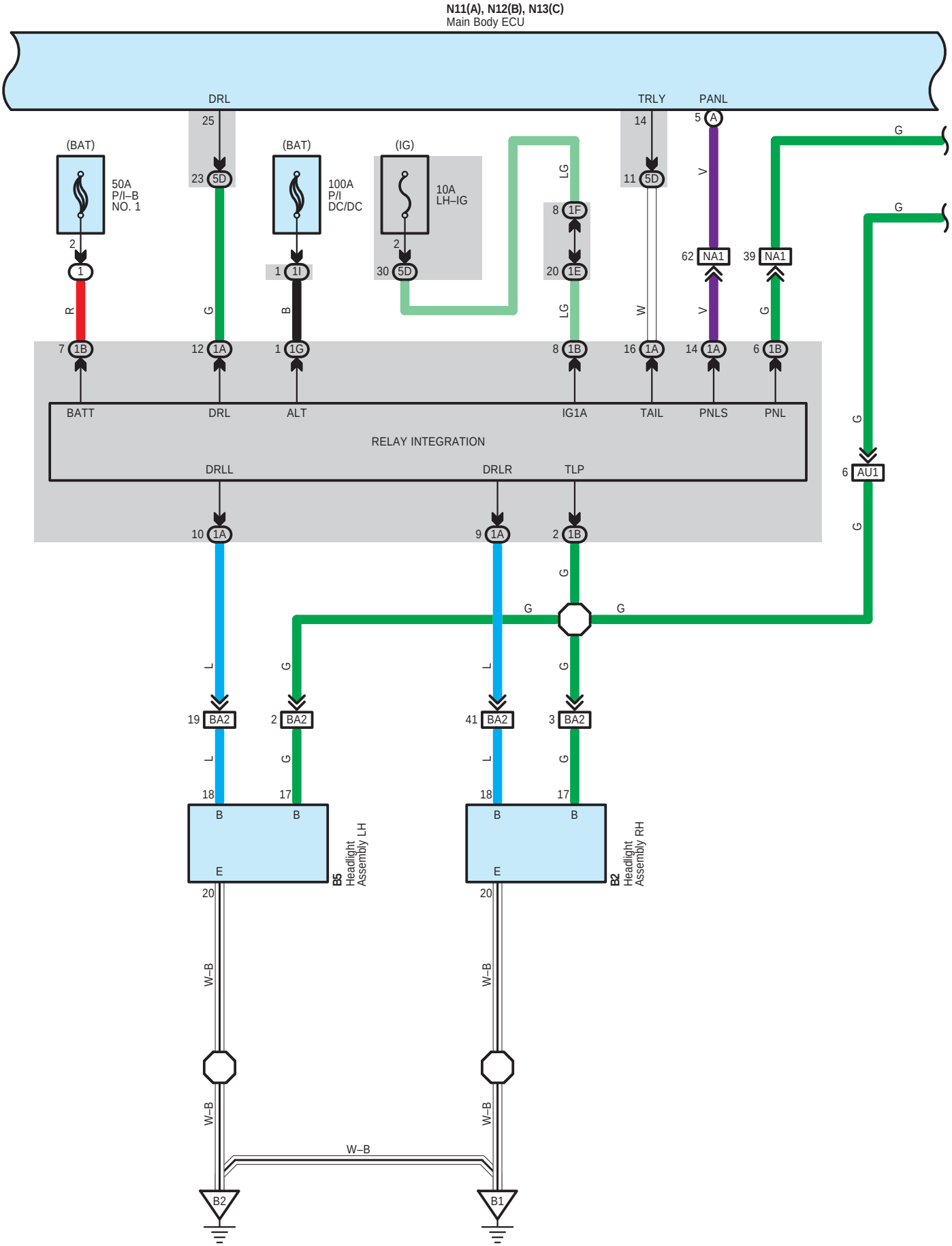
N11(A), N12(B), N13(C)
Main Body ECU
DRL
TRLY
PANL
(BAT)
50A
P/I–B
NO. 1
(BAT)
100A
P/I
DC/DC
(IG)
10A
LH–IG
BATT
DRL
ALT
IG1A
TAIL
PNLS
PNL
RELAY INTEGRATION
DRLL
DRLR
TLP
B5
Headlight
Assembly LH
B2
Headlight
Assembly RH
W–B
B2
B1

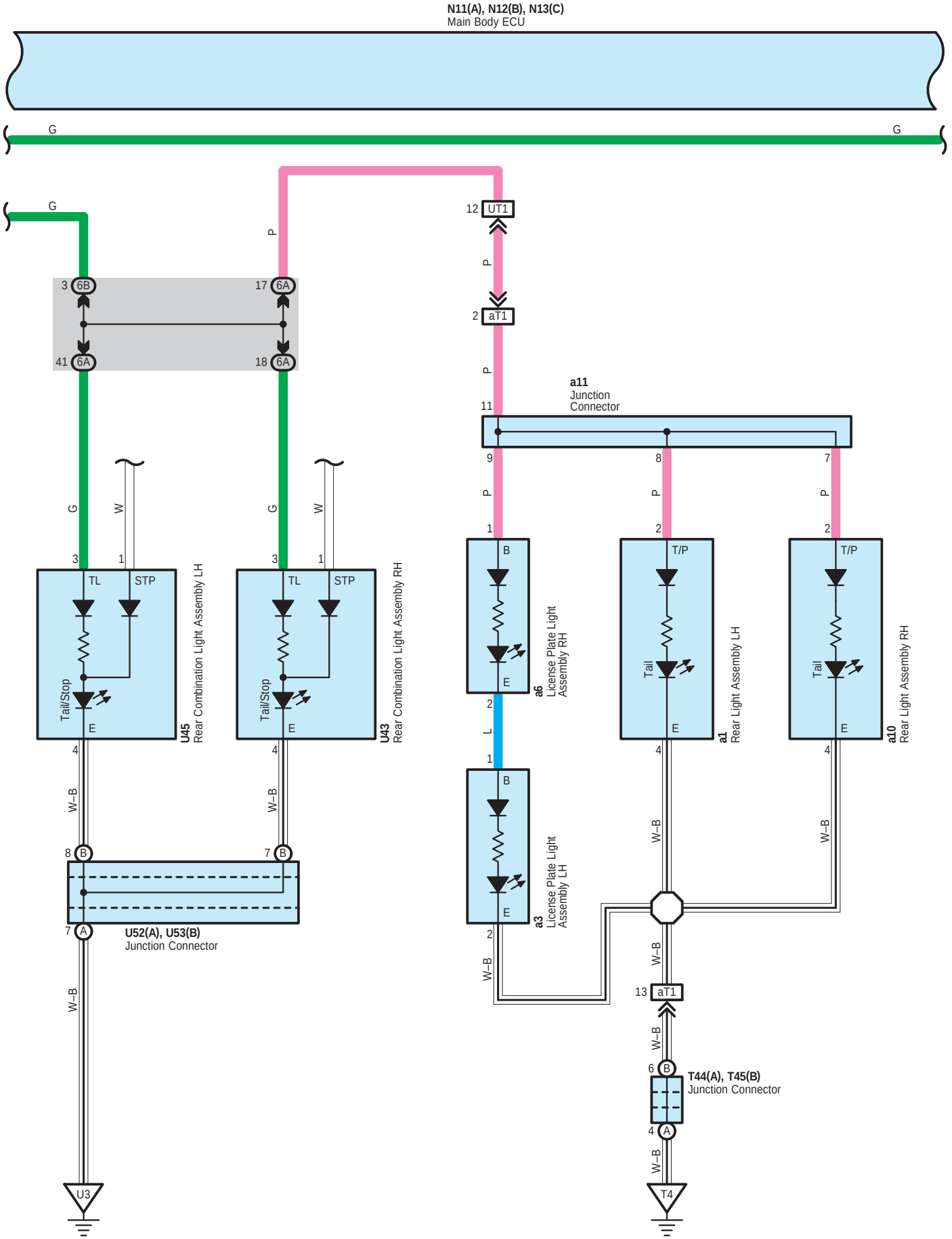
N11(A), N12(B), N13(C)
Main Body ECU
G
G
G
P
12 UT1
P
2 aT1
P
a11
Junction
Connector
11
3 6B
17 6A
41 6A
18 6A
9
8
7
G
W
G
W
P
P
P
1
2
2
3
1
3
1
B
T/P
T/P
TL
STP
TL
STP
Tail/Stop
Tail/Stop
Tail
Tail
E
E
E
E
E
a6
License Plate Light
Assembly RH
U45
Rear Combination Light Assembly LH
U43
Rear Combination Light Assembly RH
a1
Rear Light Assembly LH
a10
Rear Light Assembly RH
2
L
1
4
4
4
4
W–B
W–B
W–B
W–B
B
E
a3
License Plate Light
Assembly LH
8 B
7 B
7 A
U52(A), U53(B)
Junction Connector
W–B
W–B
W–B
13 aT1
W–B
6 B
T44(A), T45(B)
Junction Connector
4 A
W–B
U3
T4

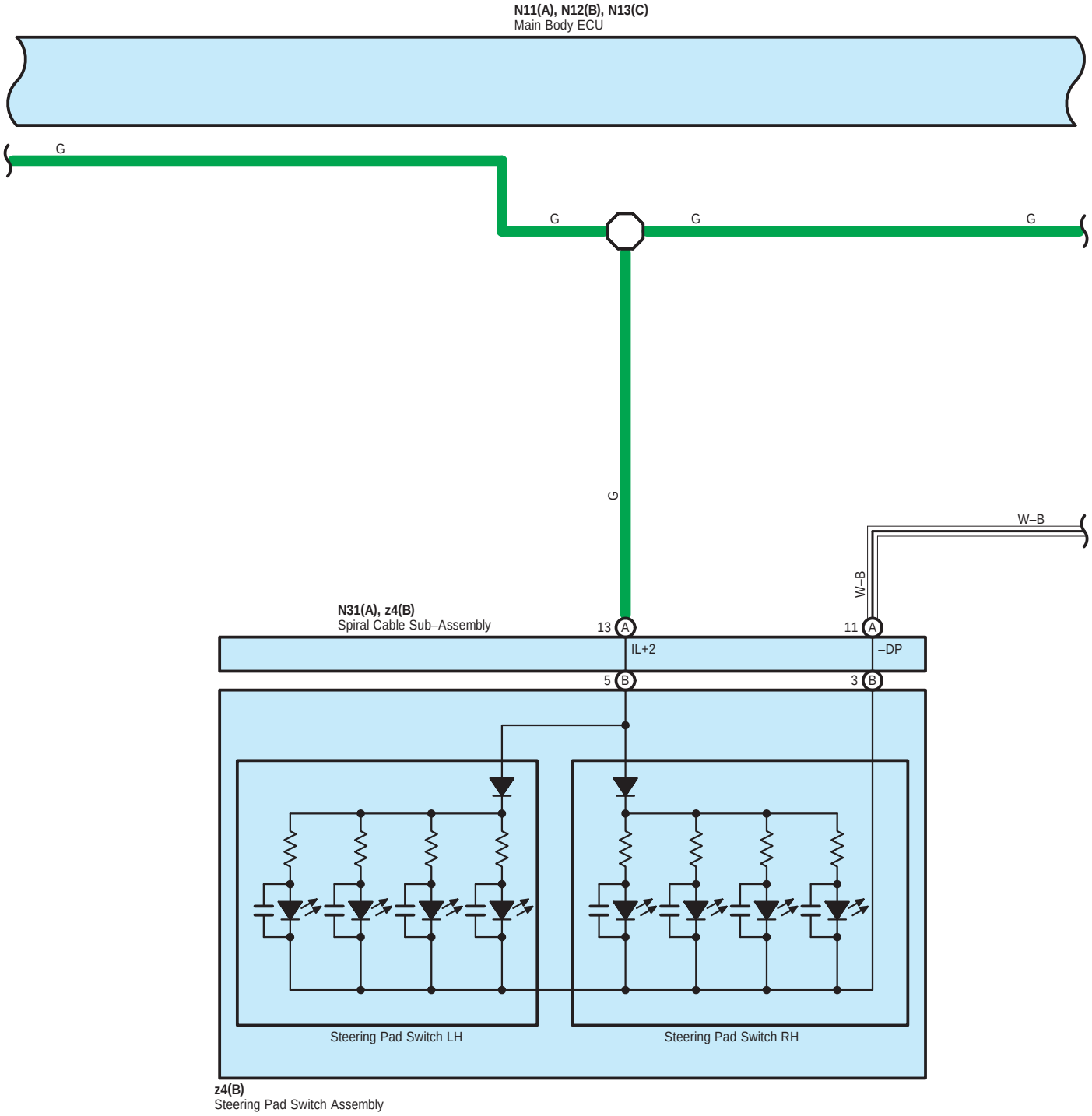
N11(A), N12(B), N13(C)
Main Body ECU
G
G
G
G
G
W–B
W–B
N31(A), z4(B)
Spiral Cable Sub–Assembly
13 A
11 A
IL+2
–DP
5 B
3 B
Steering Pad Switch LH
Steering Pad Switch RH
z4(B)
Steering Pad Switch Assembly

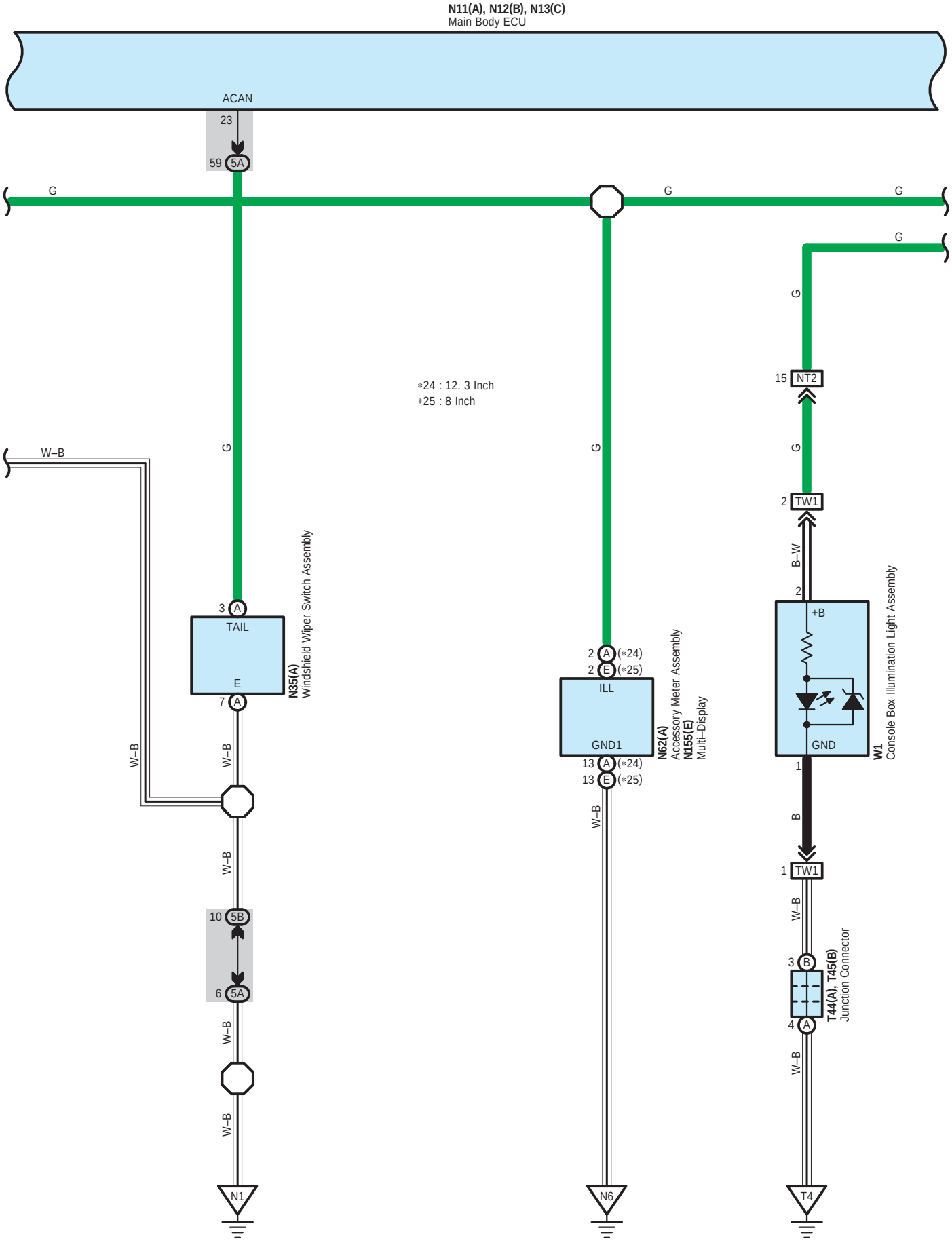
N11(A), N12(B), N13(C)
Main Body ECU
ACAN
23
59 5A
G
G
G
G
G
G
15 NT2
G
2 TW1
B–W
2
+B
GND
1
W1
Console Box Illumination Light Assembly
B
1 TW1
W–B
3 B
4 A
T44(A), T45(B)
Junction Connector
W–B
*24 : 12. 3 Inch
*25 : 8 Inch
W–B
G
G
3 A
TAIL
E
7 A
N35(A)
Windshield Wiper Switch Assembly
W–B
W–B
W–B
10 5B
6 5A
W–B
W–B
N1
2 A (*24)
2 E (*25)
ILL
GND1
13 A (*24)
13 E (*25)
N62(A)
Accessory Meter Assembly
N155(E)
Multi–Display
W–B
N6
T4

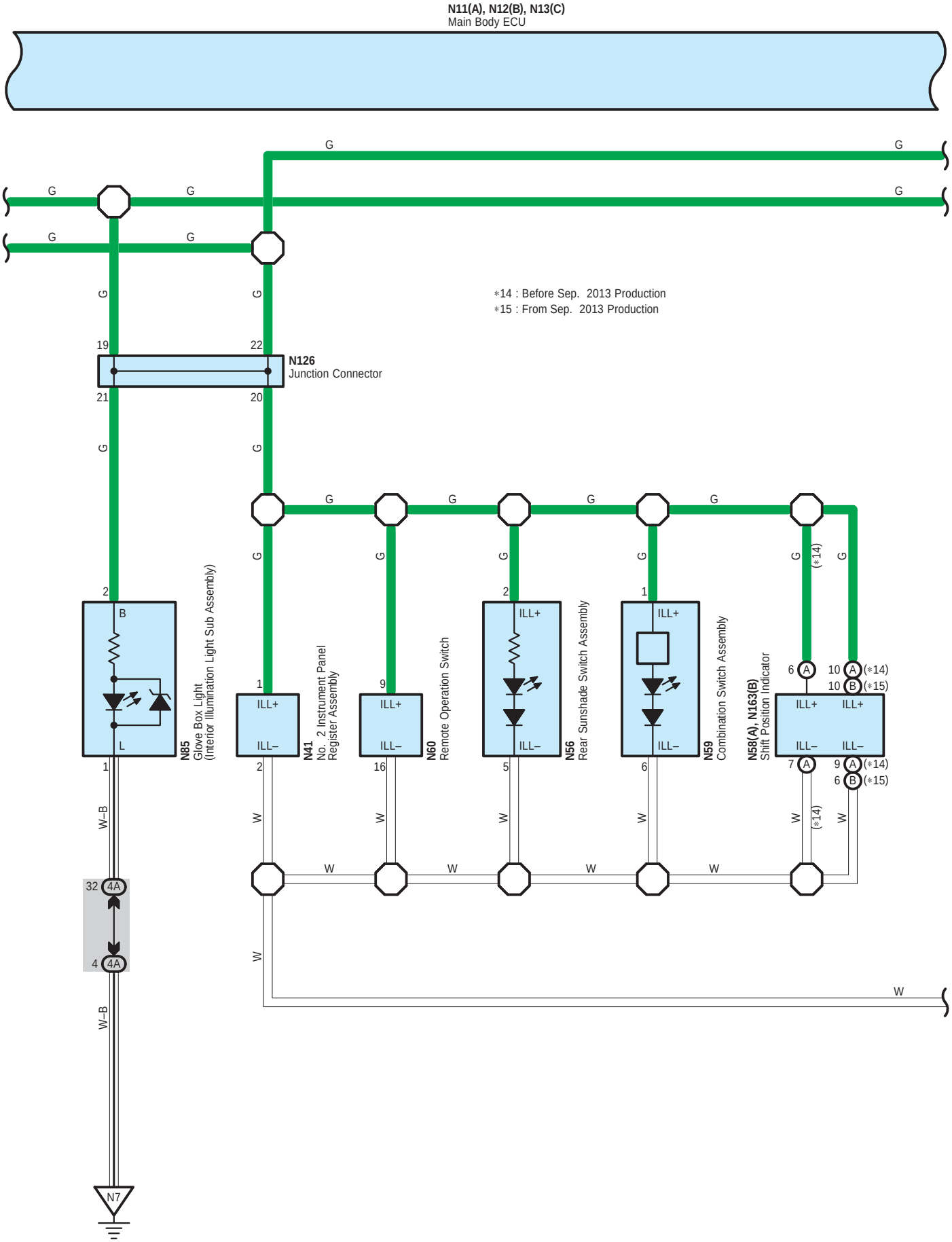
N11(A), N12(B), N13(C)
Main Body ECU
∗14 : Before Sep. 2013 Production
∗15 : From Sep. 2013 Production
N126
Junction Connector
N85
Glove Box Light
(Interior Illumination Light Sub Assembly)
N41
No. 2 Instrument Panel
Register Assembly
N60
Remote Operation Switch
N56
Rear Sunshade Switch Assembly
N59
Combination Switch Assembly
N58(A), N163(B)
Shift Position Indicator
ILL+
ILL–
W–B
4A
N7

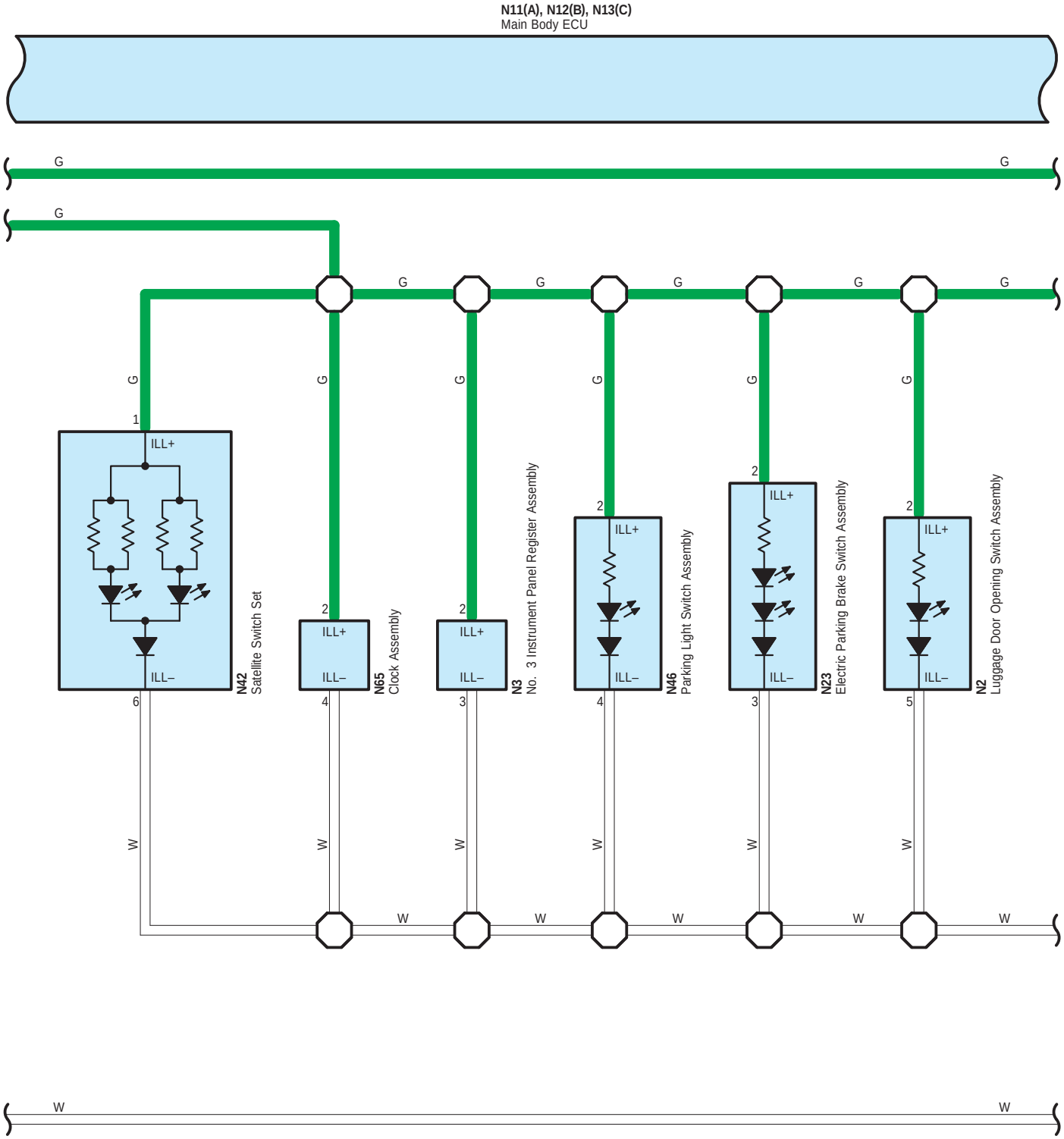
N11(A), N12(B), N13(C)
Main Body ECU
G
W
ILL+
ILL–
N42
Satellite Switch Set
N65
Clock Assembly
N3
No. 3 Instrument Panel Register Assembly
N46
Parking Light Switch Assembly
N23
Electric Parking Brake Switch Assembly
N2
Luggage Door Opening Switch Assembly

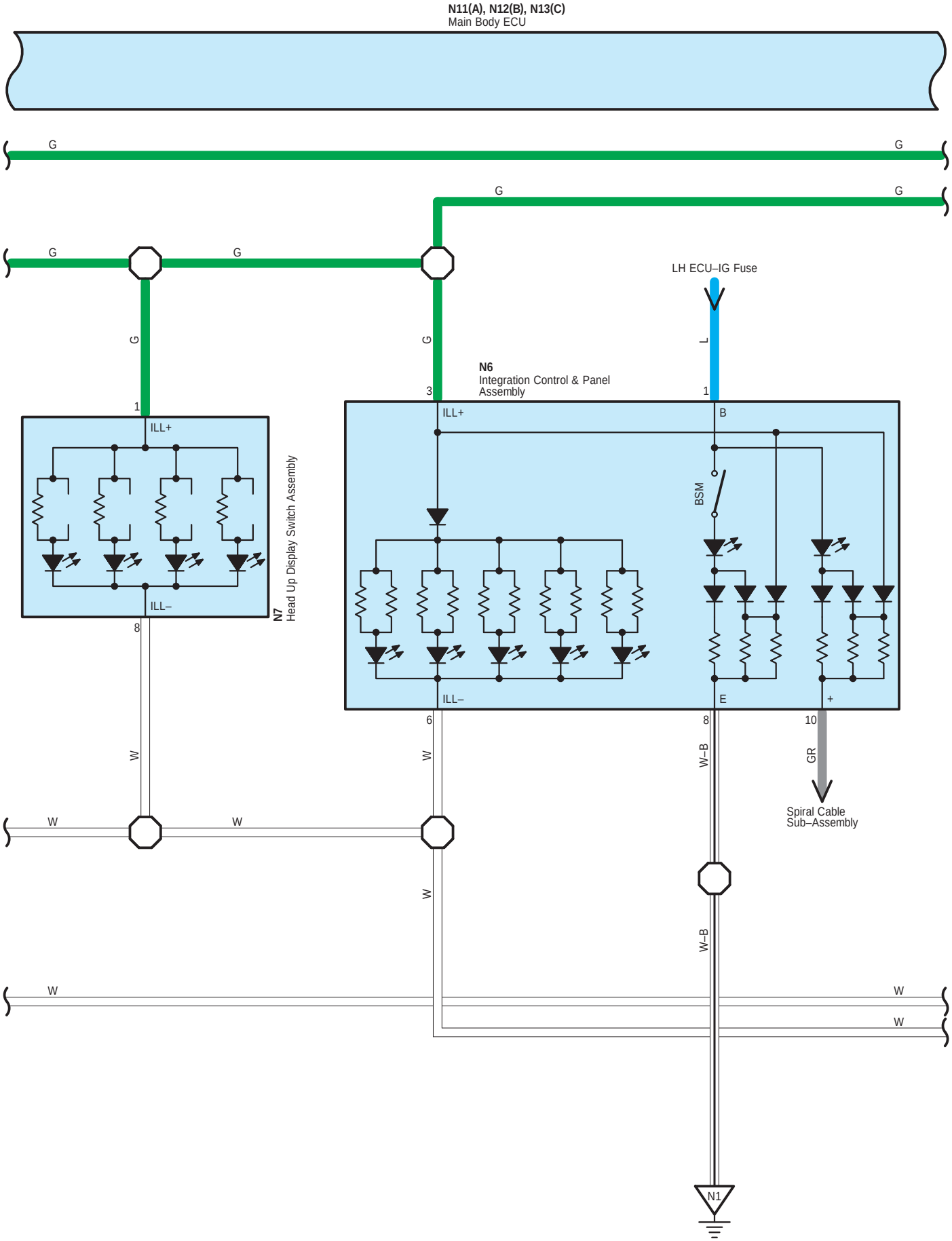
N11(A), N12(B), N13(C)
Main Body ECU
G
G
G
G
G
G
G
G
LH ECU–IG Fuse
L
1
N6
Integration Control & Panel Assembly
3
1
ILL+
B
BSM
ILL–
E
+
6
8
10
W
W
W–B
GR
Spiral Cable Sub–Assembly
1
ILL+
ILL–
8
N7
Head Up Display Switch Assembly
W
W
W
W
W
W
W
W–B
N1

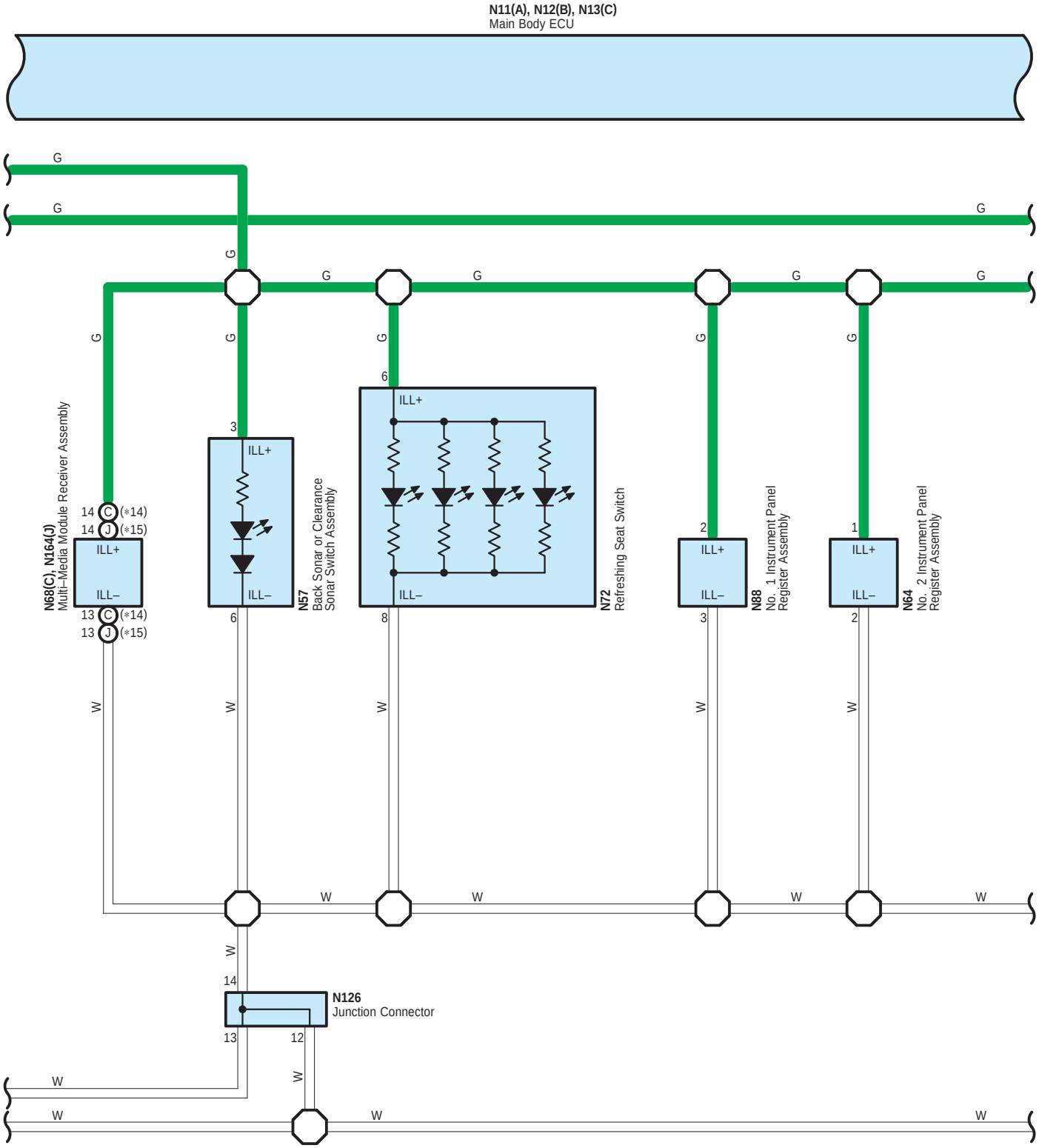

*14 : Before Sep. 2013 Production
*15 : From Sep. 2013 Production

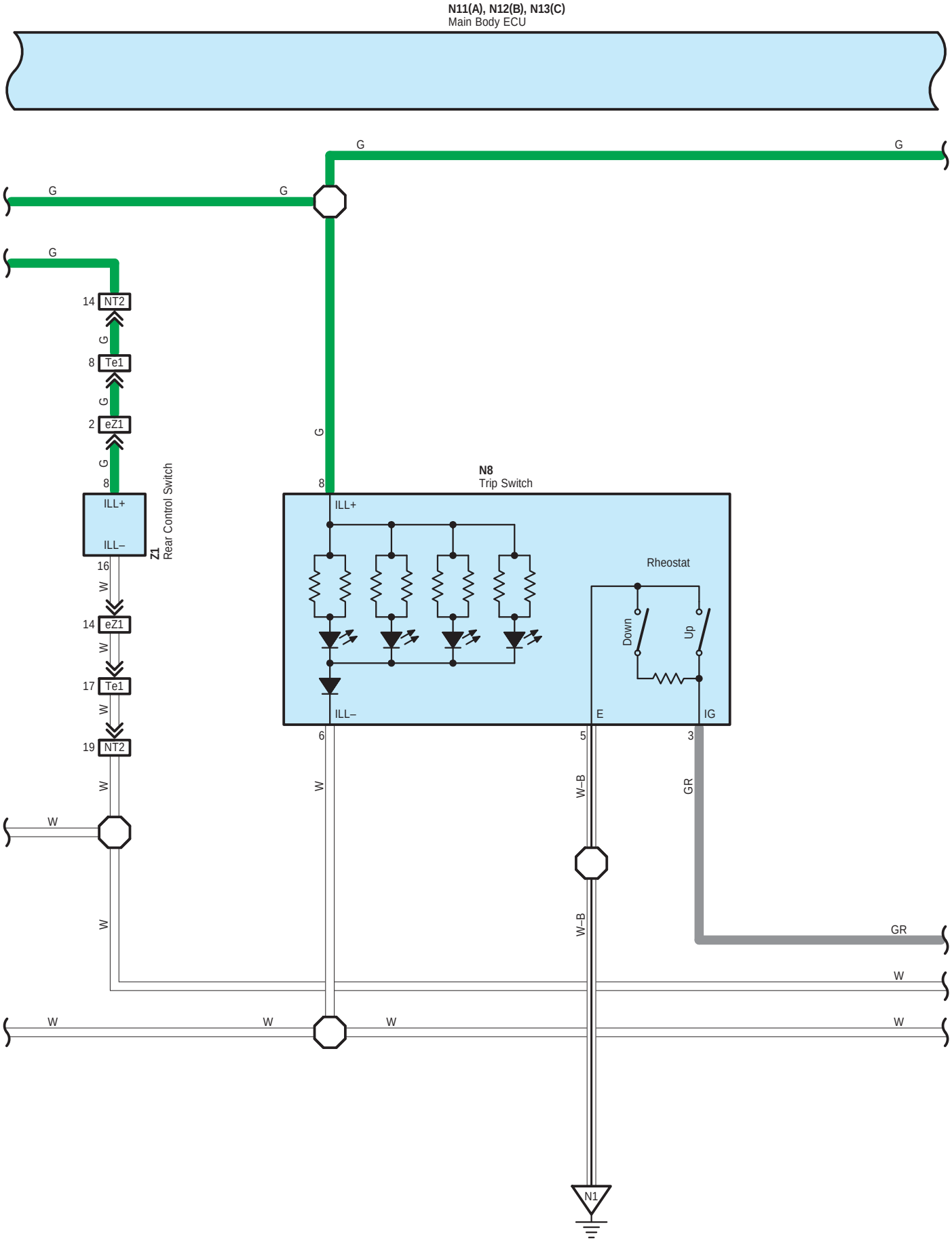
N11(A), N12(B), N13(C)
Main Body ECU
G
G
G
G
G
14
NT2
G
8
Te1
G
2
eZ1
G
8
ILL+
ILL–
Z1
Rear Control Switch
16
W
14
eZ1
W
17
Te1
W
19
NT2
W
W
W
N8
Trip Switch
8
ILL+
Rheostat
Down
Up
ILL–
E
IG
6
5
3
W
W–B
GR
W–B
GR
W
W
W
W
W
N1

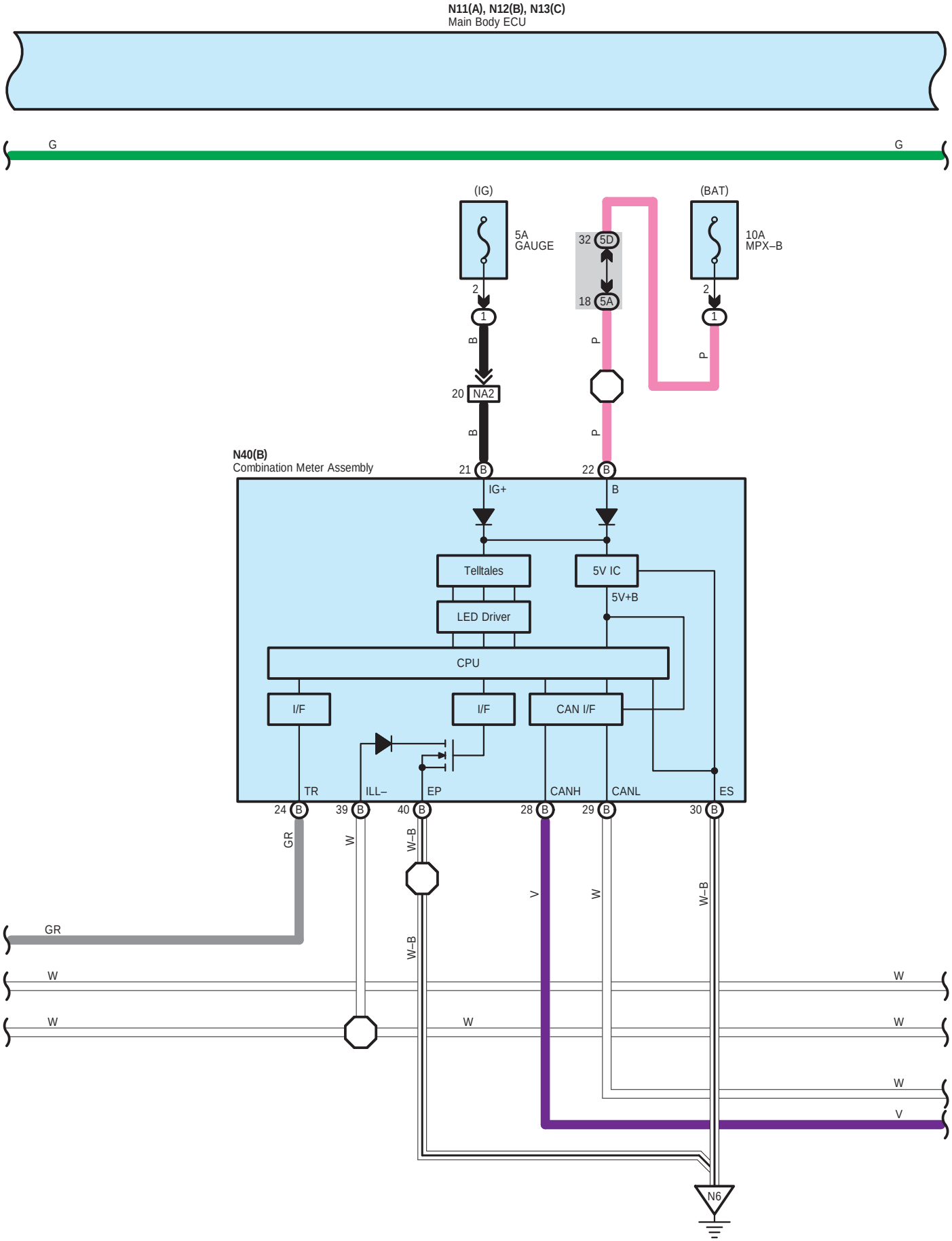
N11(A), N12(B), N13(C)
Main Body ECU
G
G
(IG)
5A
GAUGE
(BAT)
10A
MPX–B
32 5D
18 5A
2
1
B
P
20 NA2
N40(B)
Combination Meter Assembly
21 B
22 B
IG+
B
Telltales
5V IC
5V+B
LED Driver
CPU
I/F
I/F
CAN I/F
TR
ILL–
EP
CANH
CANL
ES
24 B
39 B
40 B
28 B
29 B
30 B
GR
W
W–B
V
GR
W
W
W
W
W
V
N6

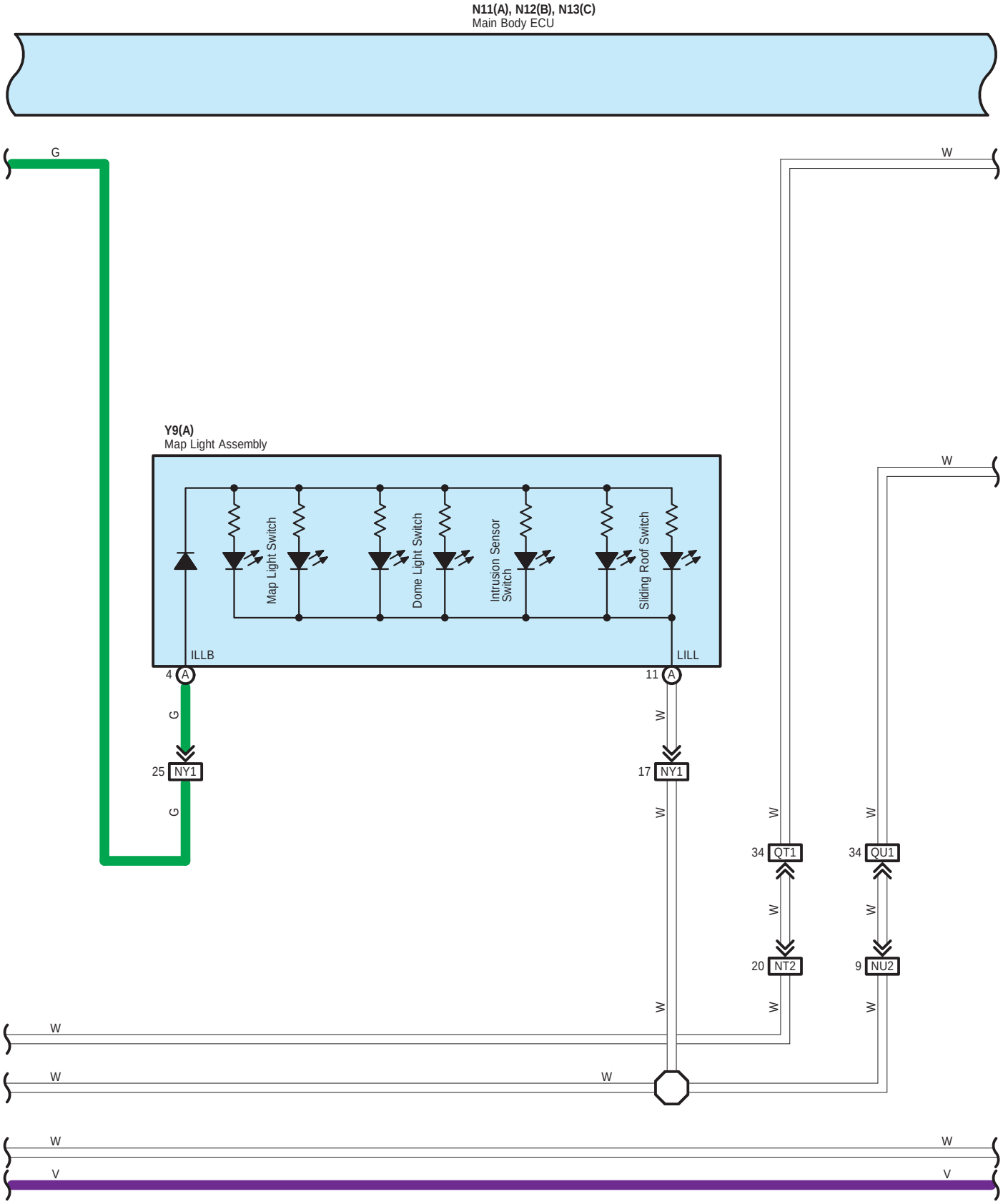
N11(A), N12(B), N13(C)
Main Body ECU
G
W
Y9(A)
Map Light Assembly
Map Light Switch
Dome Light Switch
Intrusion Sensor Switch
Sliding Roof Switch
ILLB
LILL
4 A
11 A
G
W
25 NY1
17 NY1
34 QT1
34 QU1
20 NT2
9 NU2
V

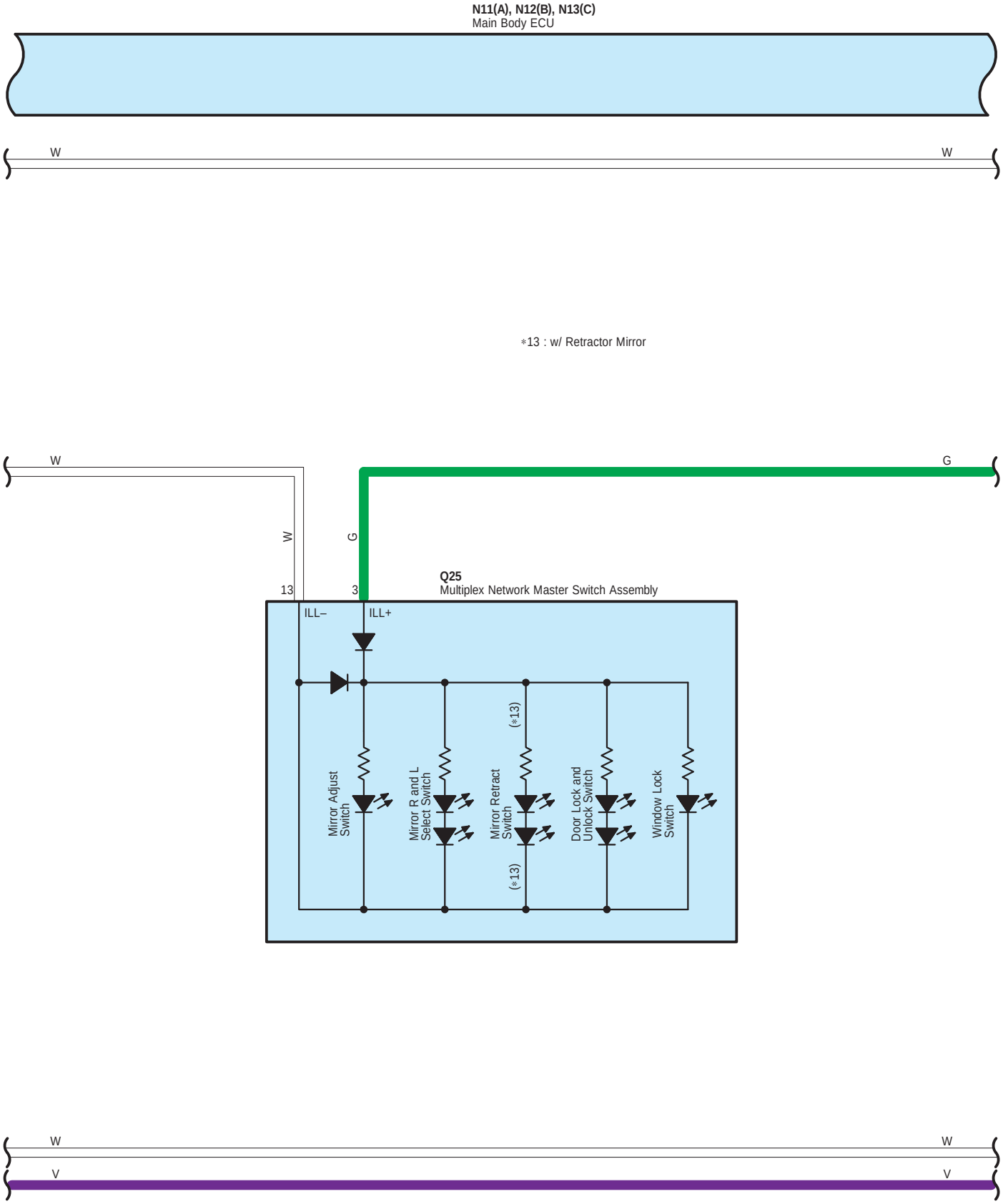
N11(A), N12(B), N13(C)
Main Body ECU
W
W
*13 : w/ Retractor Mirror
W
G
W
G
13
3
Q25
Multiplex Network Master Switch Assembly
ILL–
ILL+
Mirror Adjust Switch
Mirror R and L Select Switch
Mirror Retract Switch
(*13)
(*13)
Door Lock and Unlock Switch
Window Lock Switch
W
W
V
V

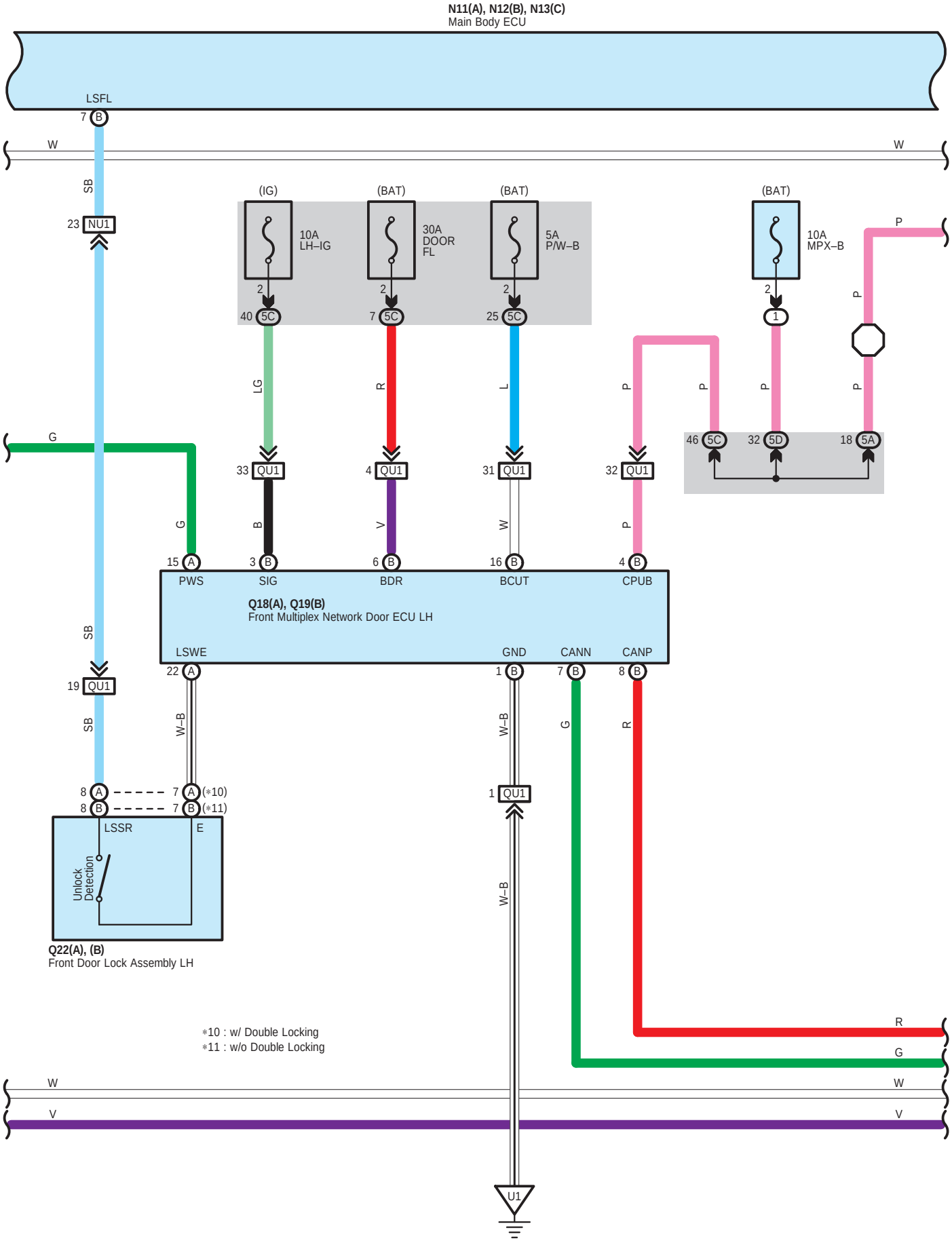
N11(A), N12(B), N13(C)
Main Body ECU
LSFL
7 B
W
W
SB
23 NU1
(IG)
(BAT)
(BAT)
(BAT)
10A
LH–IG
30A
DOOR
FL
5A
P/W–B
10A
MPX–B
2
40 5C
7 5C
25 5C
2
1
P
P
LG
R
L
P
P
P
P
G
33 QU1
4 QU1
31 QU1
32 QU1
46 5C
32 5D
18 5A
G
B
V
W
P
15 A
3 B
6 B
16 B
4 B
PWS
SIG
BDR
BCUT
CPUB
Q18(A), Q19(B)
Front Multiplex Network Door ECU LH
SB
LSWE
GND
CANN
CANP
19 QU1
22 A
1 B
7 B
8 B
SB
W–B
W–B
G
R
8 A
8 B
7 A (*10)
7 B (*11)
1 QU1
LSSR
E
Unlock
Detection
W–B
Q22(A), (B)
Front Door Lock Assembly LH
*10 : w/ Double Locking
*11 : w/o Double Locking
R
G
W
W
V
V
U1

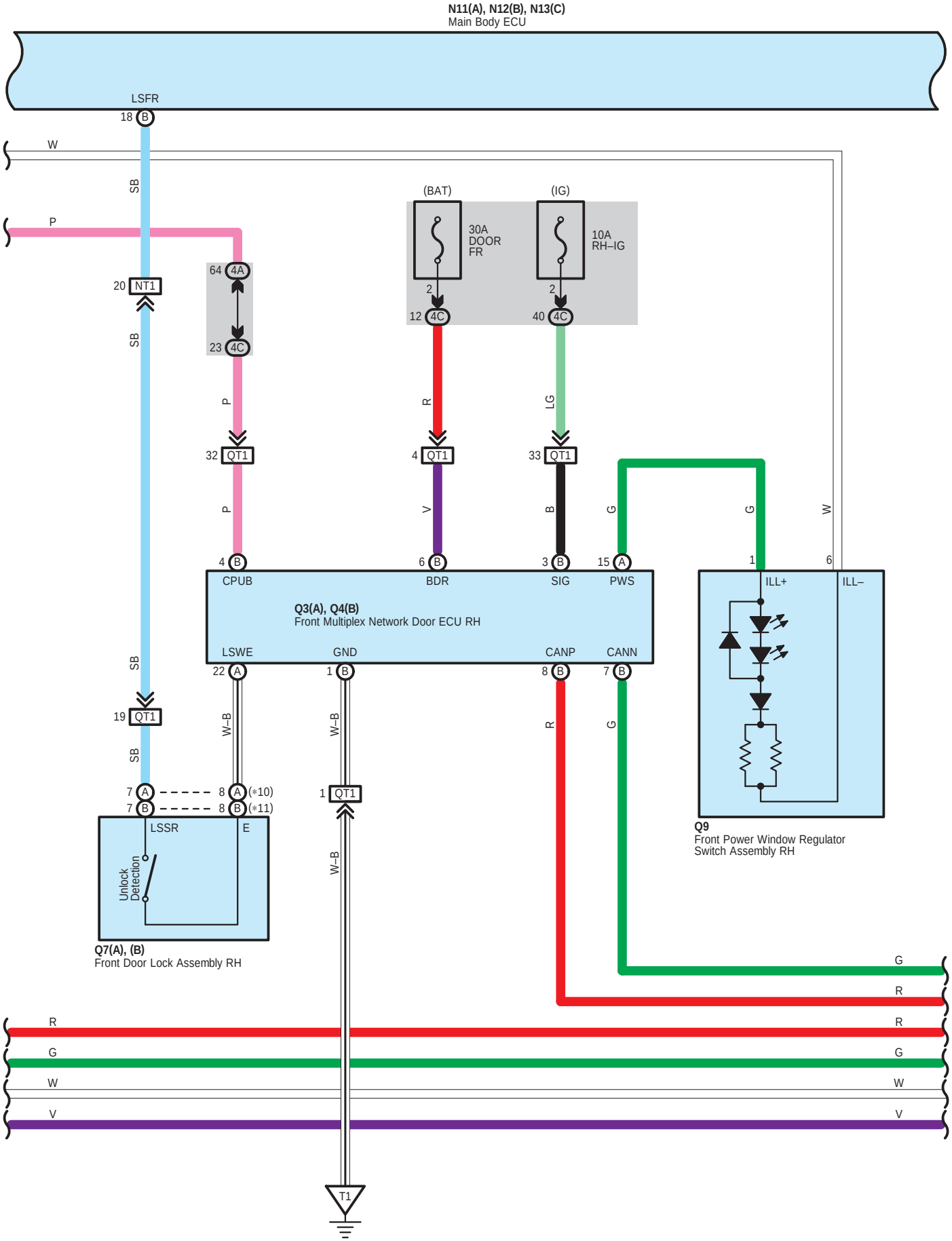
N11(A), N12(B), N13(C)
Main Body ECU
LSFR
18 B
W
SB
P
(BAT)
(IG)
30A
DOOR
FR
10A
RH–IG
20 NT1
64 4A
23 4C
2
12 4C
40 4C
P
R
LG
32 QT1
4 QT1
33 QT1
P
V
B
G
G
W
4 B
6 B
3 B
15 A
1
6
CPUB
BDR
SIG
PWS
ILL+
ILL–
Q3(A), Q4(B)
Front Multiplex Network Door ECU RH
LSWE
GND
CANP
CANN
22 A
1 B
8 B
7 B
19 QT1
W–B
W–B
R
G
7 A
8 A (*10)
7 B
8 B (*11)
1 QT1
LSSR
E
Unlock
Detection
W–B
Q7(A), (B)
Front Door Lock Assembly RH
Q9
Front Power Window Regulator
Switch Assembly RH
G
R
R
G
W
V
T1

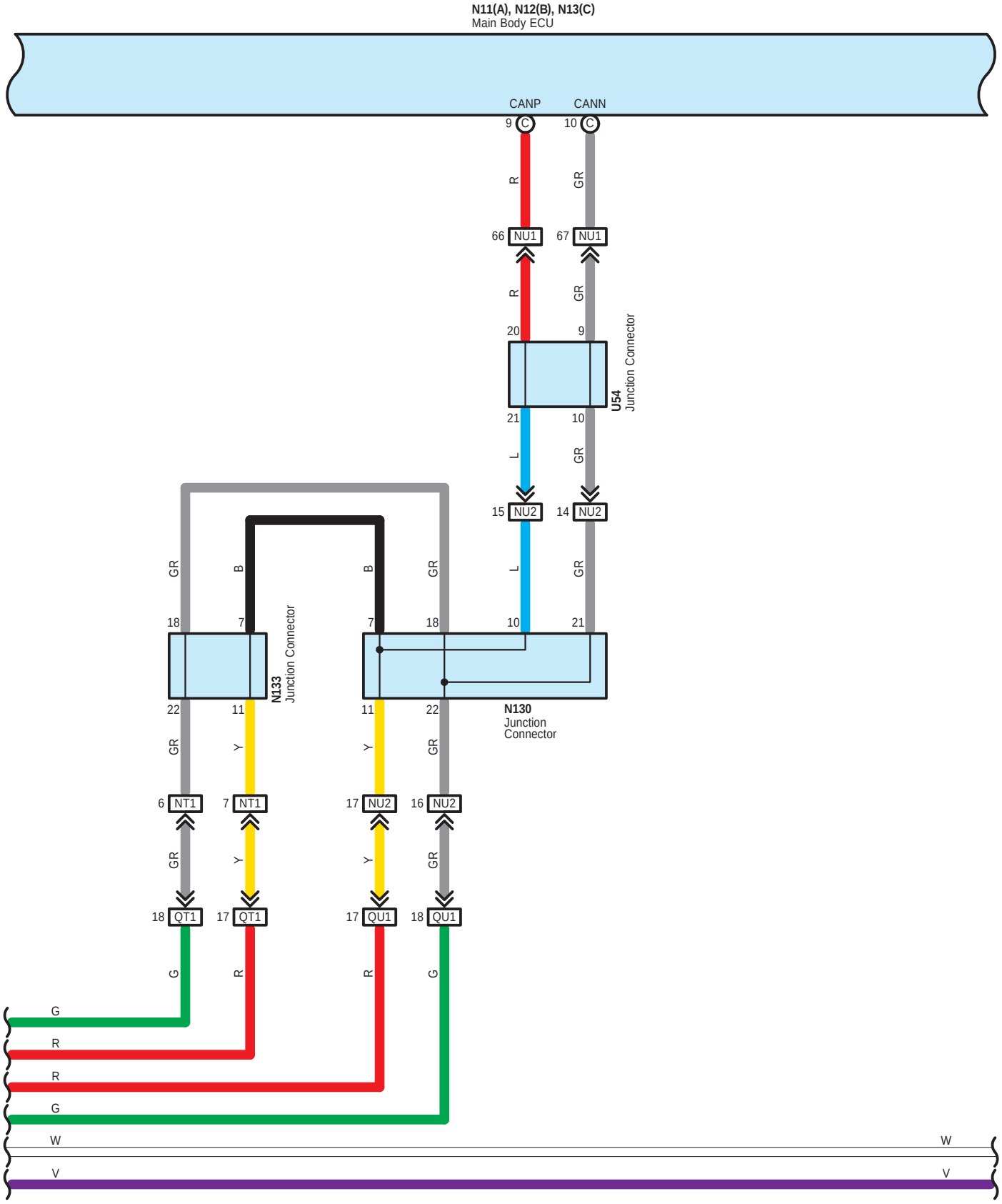
N11(A), N12(B), N13(C)
Main Body ECU
CANP
CANN
9 C
10 C
R
GR
66 NU1
67 NU1
R
GR
20
9
U54
Junction Connector
21
10
L
GR
15 NU2
14 NU2
L
GR
GR
B
B
GR
18
7
7
18
10
21
N133
Junction Connector
22
11
11
22
N130
Junction
Connector
GR
Y
Y
GR
6 NT1
7 NT1
17 NU2
16 NU2
GR
Y
Y
GR
18 QT1
17 QT1
17 QU1
18 QU1
G
R
R
G
G
R
R
G
W
W
V
V

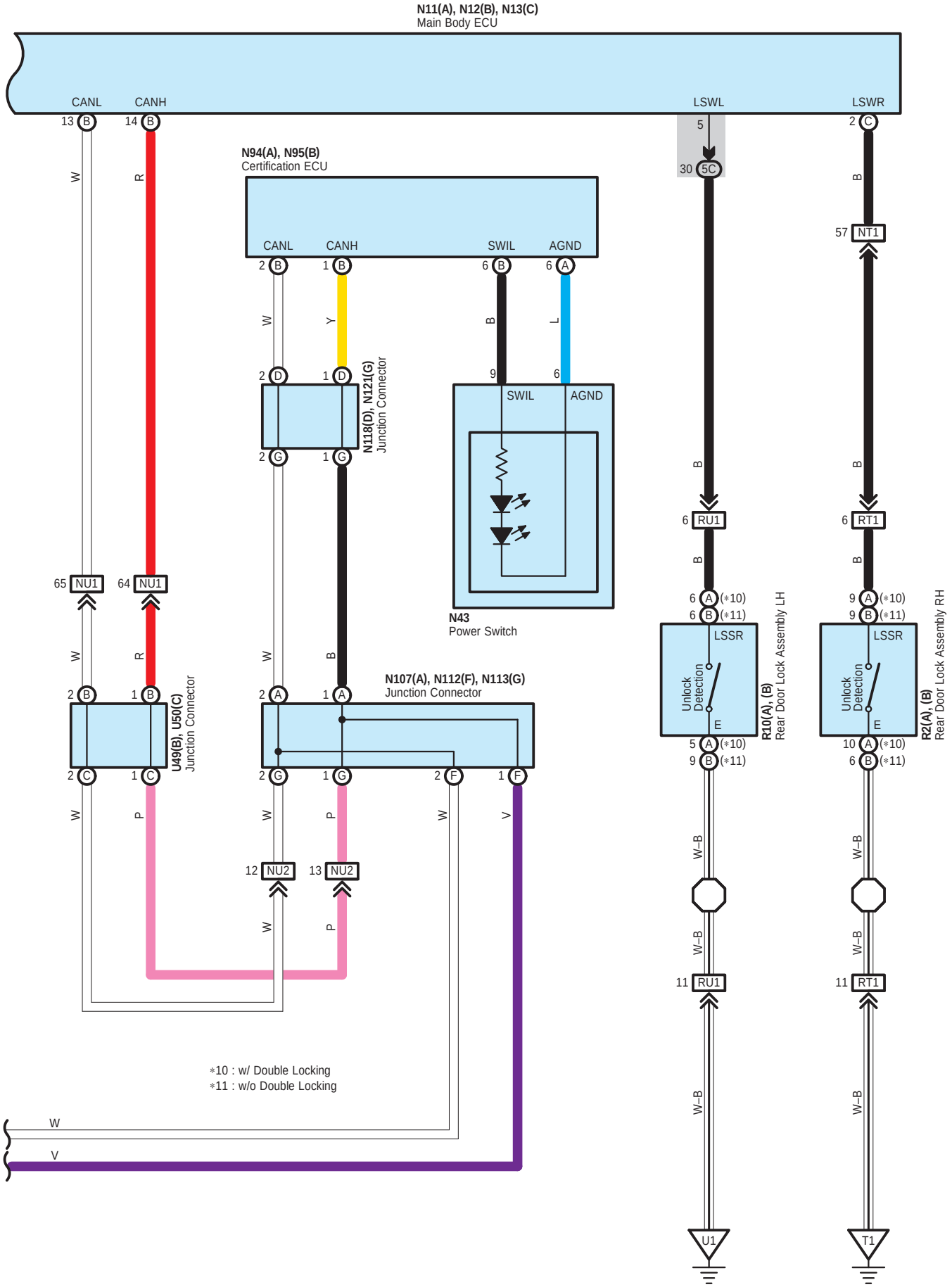
N11(A), N12(B), N13(C)
Main Body ECU
CANL
CANH
LSWL
LSWR
N94(A), N95(B)
Certification ECU
SWIL
AGND
N118(D), N121(G)
Junction Connector
N43
Power Switch
N107(A), N112(F), N113(G)
Junction Connector
U49(B), U50(C)
Junction Connector
R10(A), (B)
Rear Door Lock Assembly LH
R2(A), (B)
Rear Door Lock Assembly RH
Unlock Detection
LSSR
NU1
NU2
RU1
RT1
NT1
U1
T1
∗10 : w/ Double Locking
∗11 : w/o Double Locking

B 2
Black

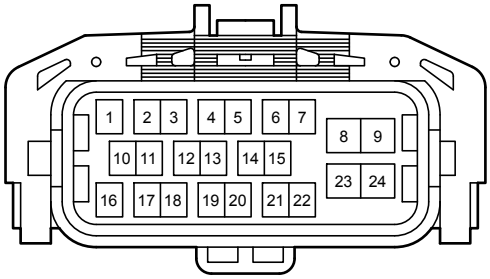

B 5
Black

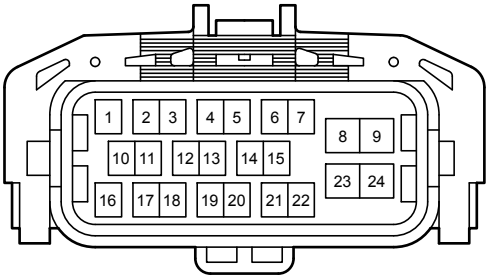

N 2
Black

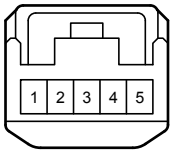

N 3
White

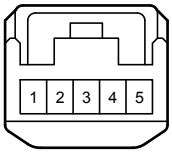

N 6
Black



N 7
Black

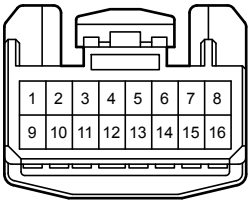

N 8
Black



N 11
White

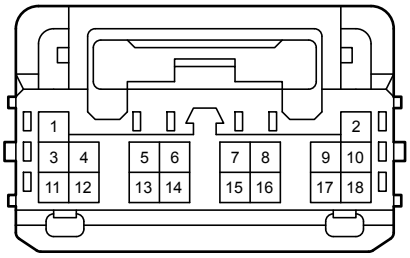

N 12
White

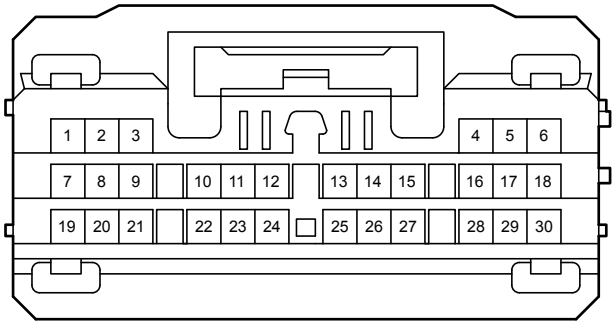

N 13
White

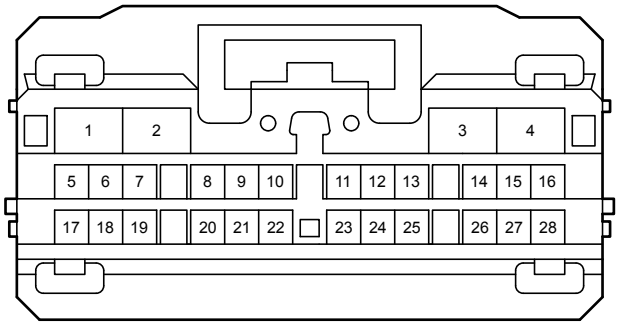

N 23
Black

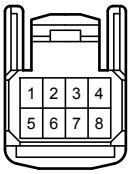

N 28
Black

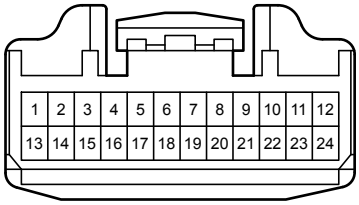

N 31
Black

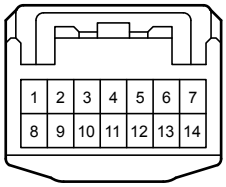

N 35
White

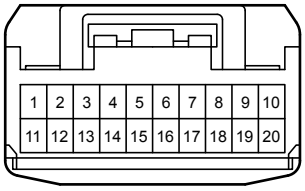

N 40
Black

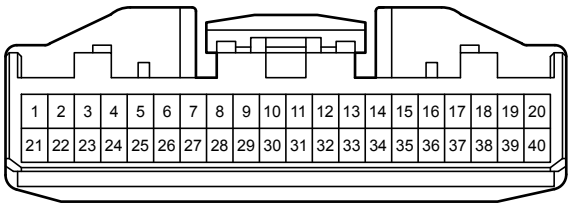

N 41
White



N 42
Black

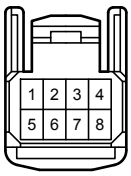

N 43
Black

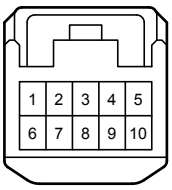

N 46
Blue

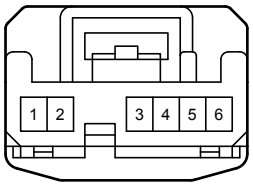

N 56
Black

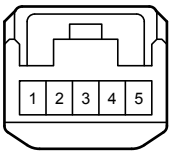

N 57
White

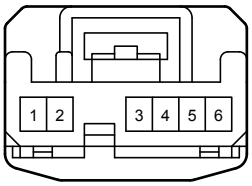

N 58
White

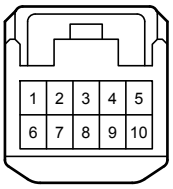

N 59
Black

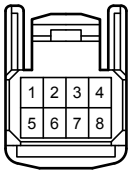

N 60
White

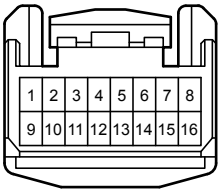

N 62
Black

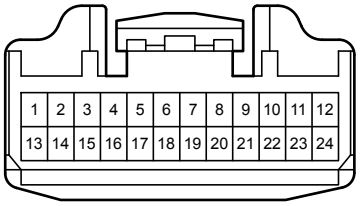

N 64
White

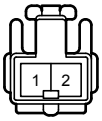

N 65
White

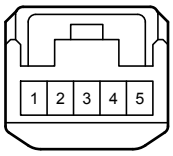

N 68
White

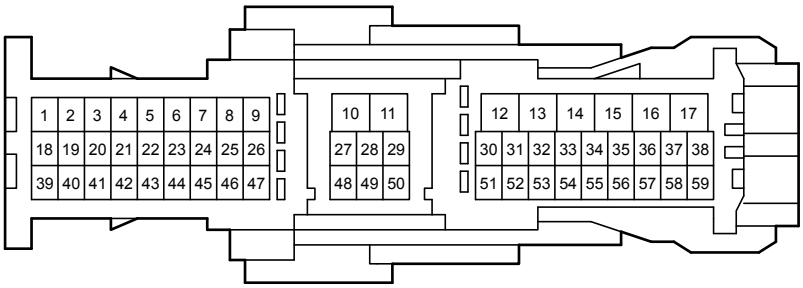

N 72
Black



N 85
Gray

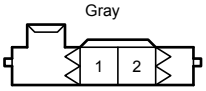

N 88
White

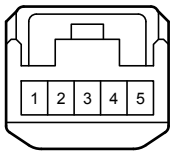

N 94
White

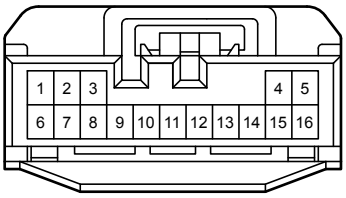

N 95
White

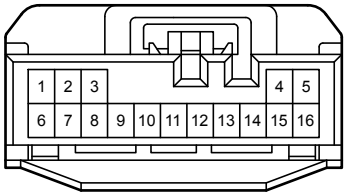

N107
White

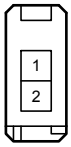

N112
White

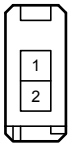

N113
White

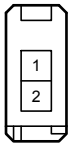

N118
White

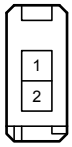

N121
White

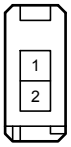

N126
Blue

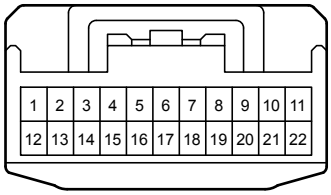

N130
Black

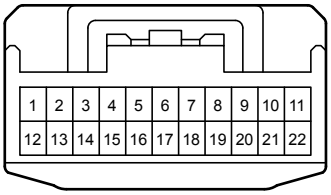

N133
Black

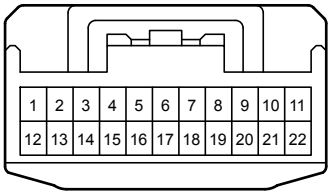

N155
Black

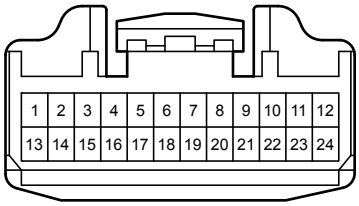

N163
Blue

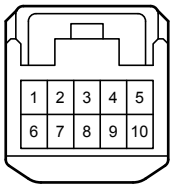

N164
White

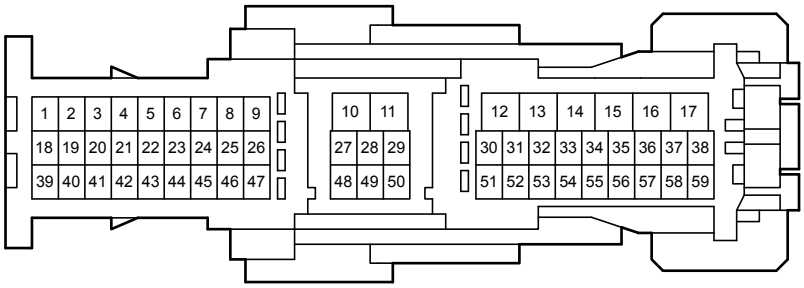

O 1
Blue

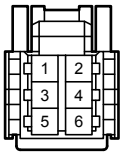

Q 3
White

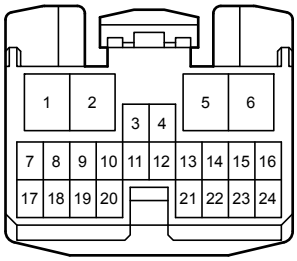

Q 4
White

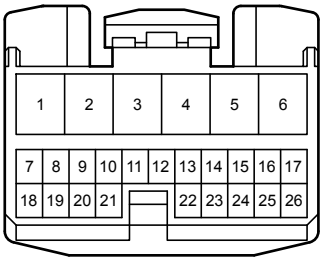

Q 7
White

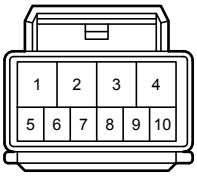

Q 9
White

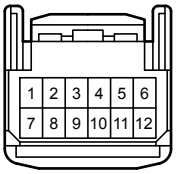

Q 18
White

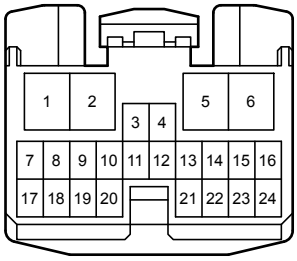

Q 19
White

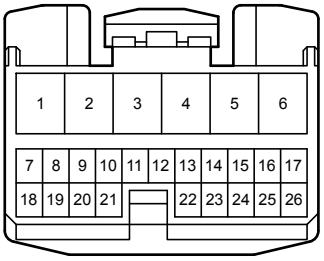

Q 22
White

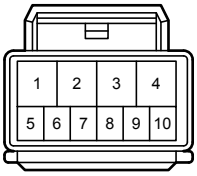

Q 25
White

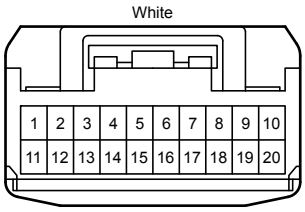

R 2
White

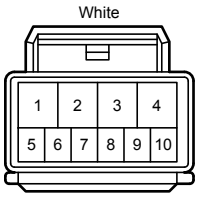

R 10
White

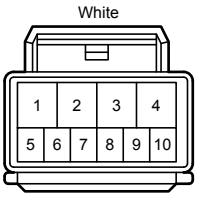

T 44
Blue

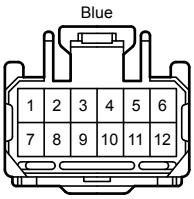

T 45
Blue



U 43
White

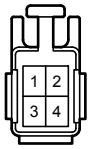

U 45
White

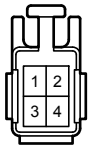

U 49
White

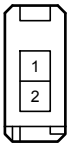

U 50
White

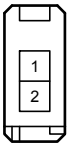

U 52
Blue



U 53
Blue



U 54
Blue

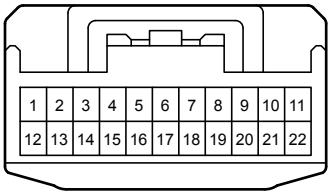

W 1
Black

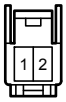

Y 9
White

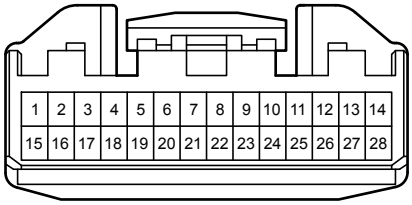

Z 1
White

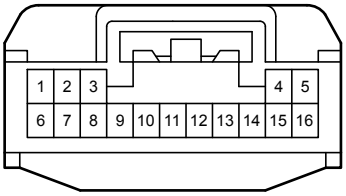

a 1
White



a 3
White

a 6
White

a 10
White



a 11
White

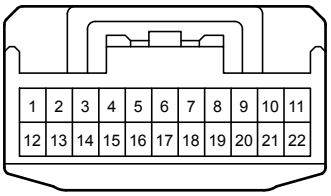

z 4
Black

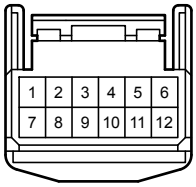

1A
Black

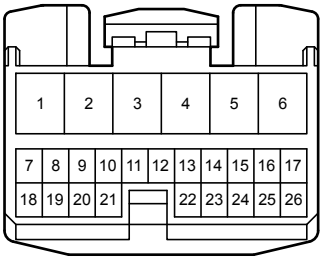

1B
Black

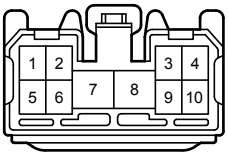

1E
White

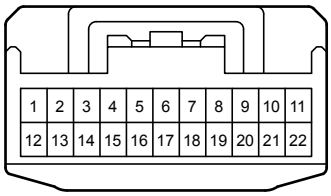

1F
White

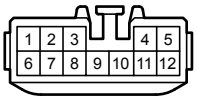

1G
Black

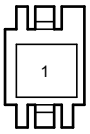

1I
White

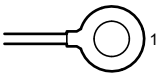

4A
White

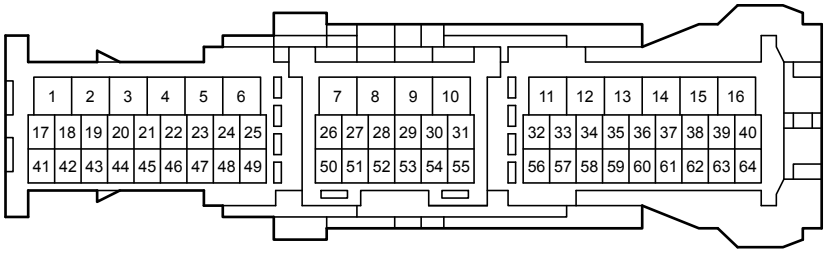

4C
White

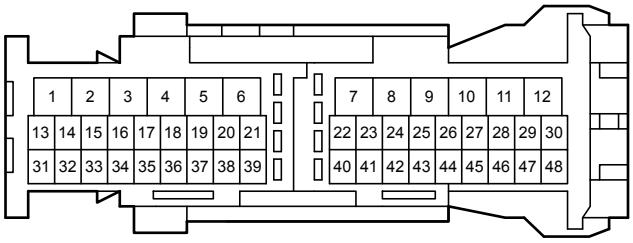

5A
White

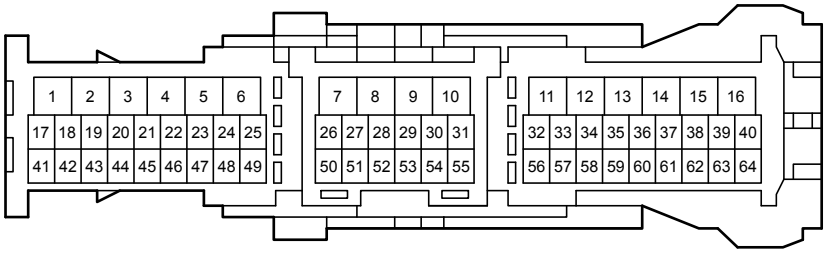

5B
White

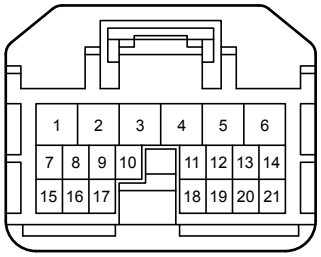

5C
White

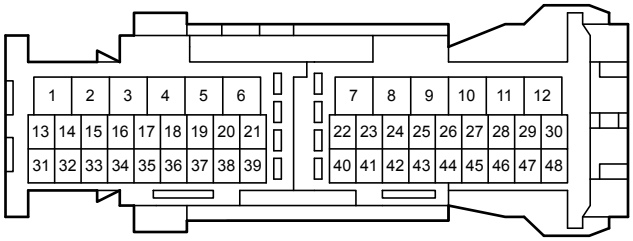

5D
White

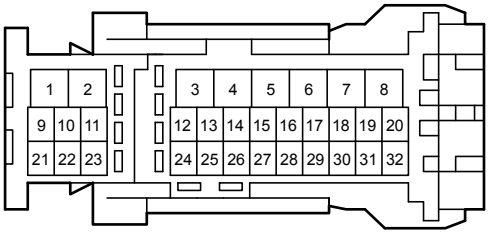

6A
White

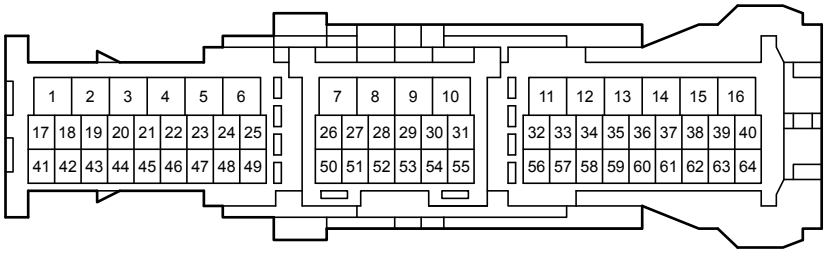

6B
White

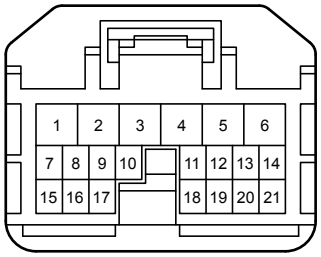

AU1
White

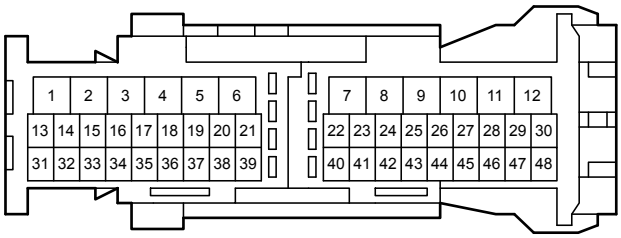

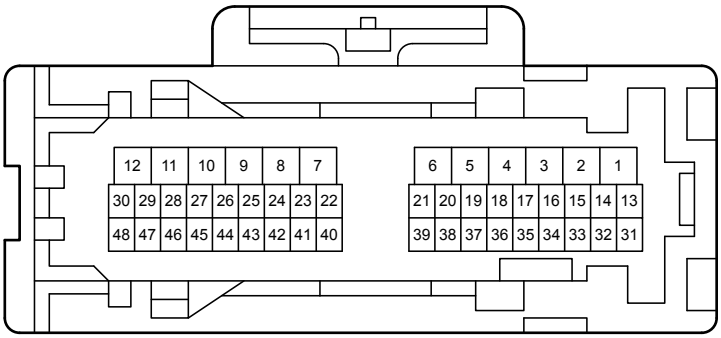

BA2
White

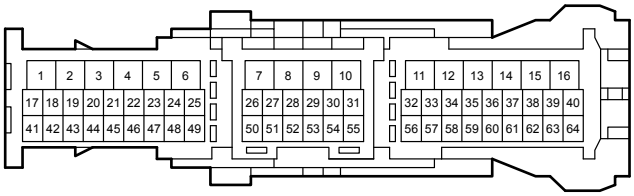

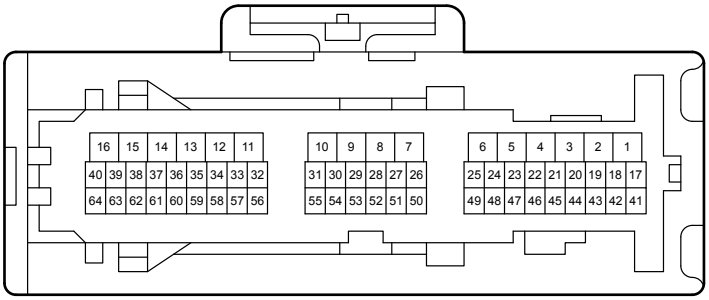

NA1
White

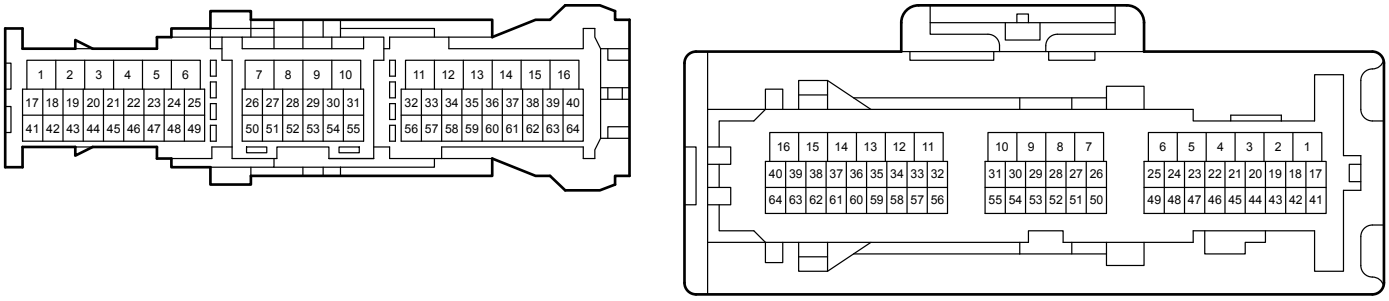

NA2
White

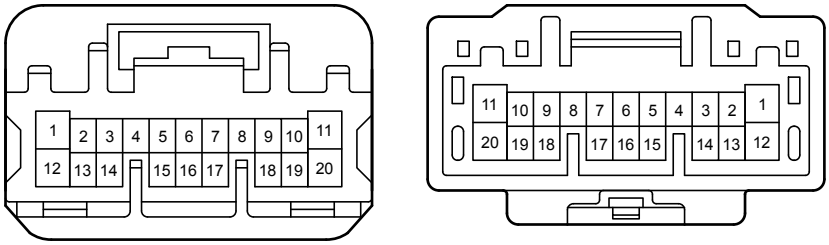

NN1
White

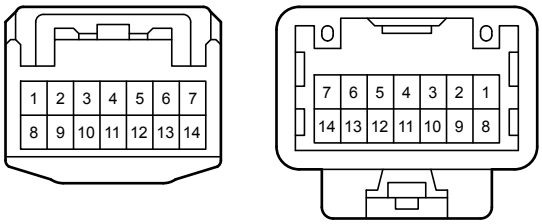

NO1
White

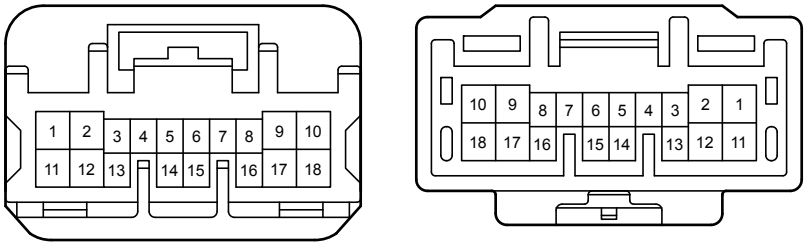

NT1
White

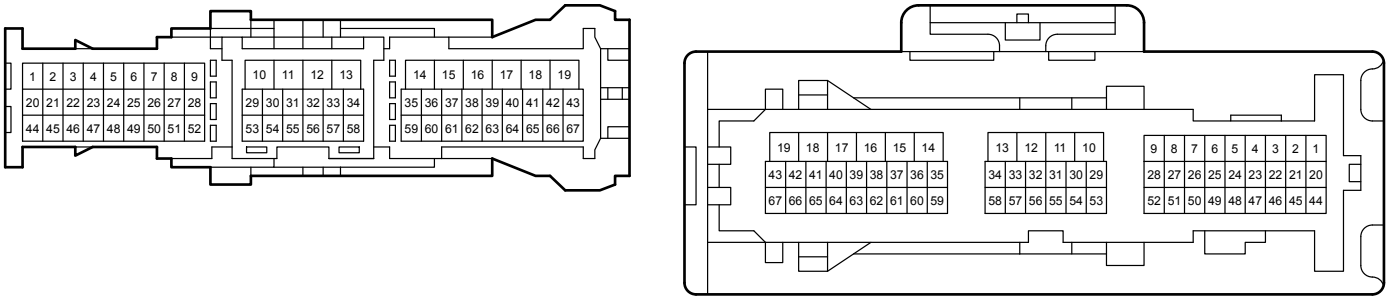

NT2
White

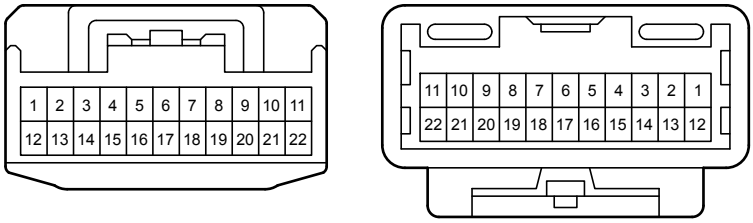

NU1
White

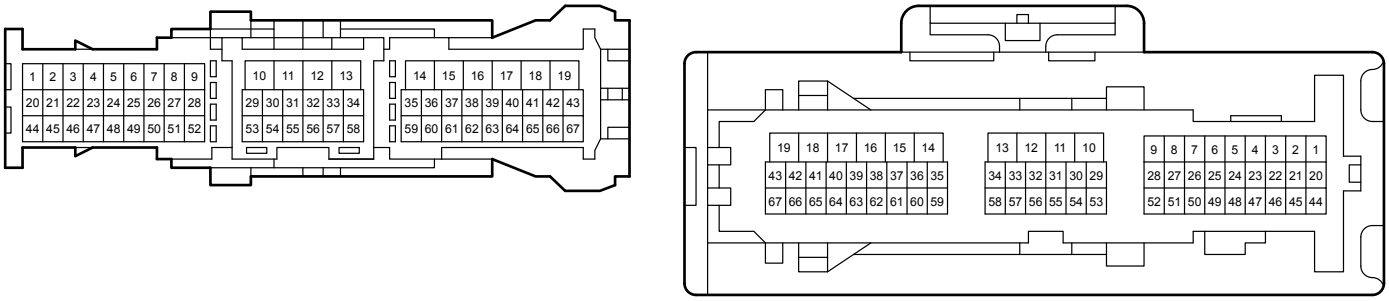

NU2
White

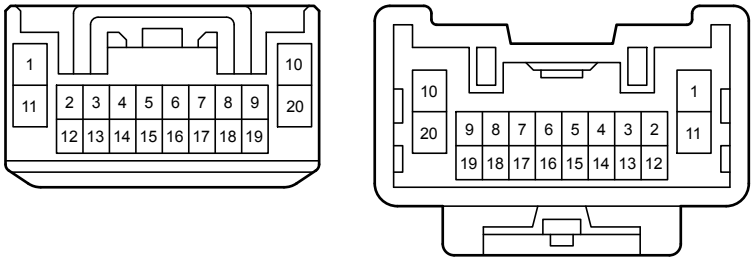

NY1
White

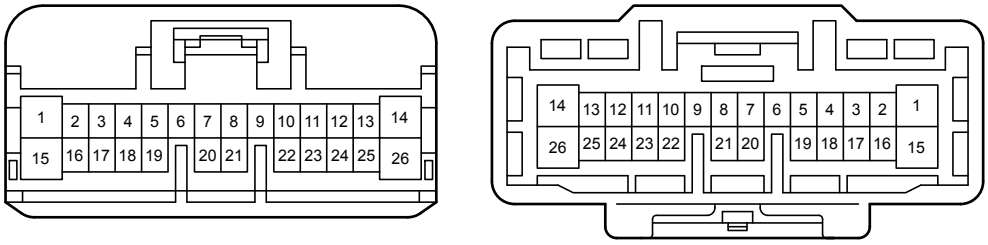

QT1
White

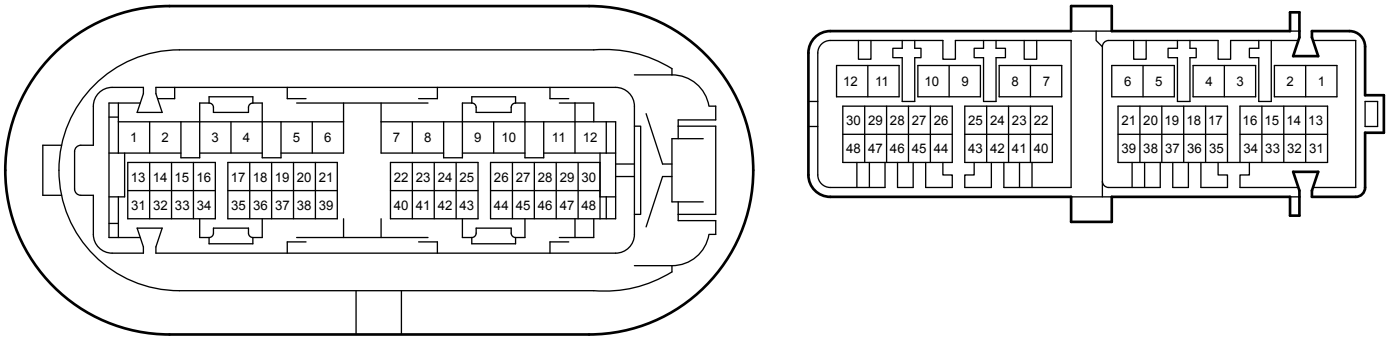

QU1
White

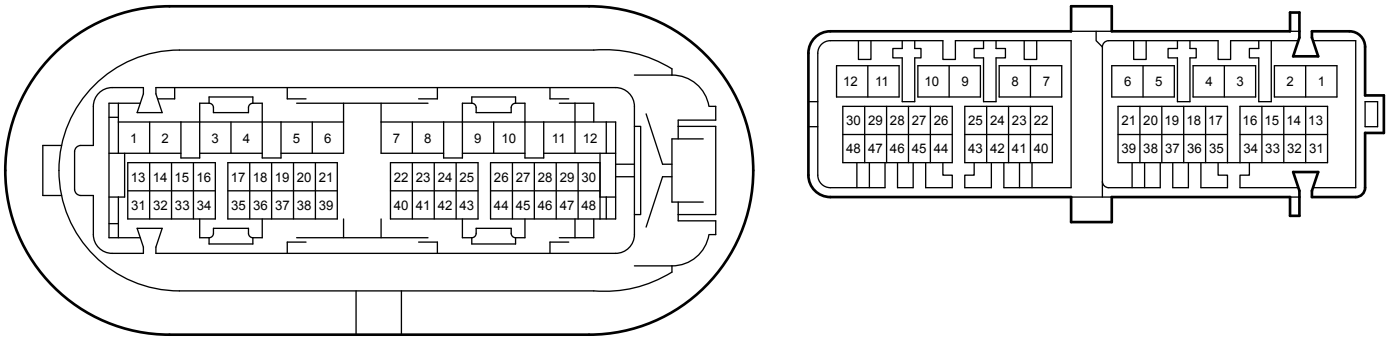

RT1
White

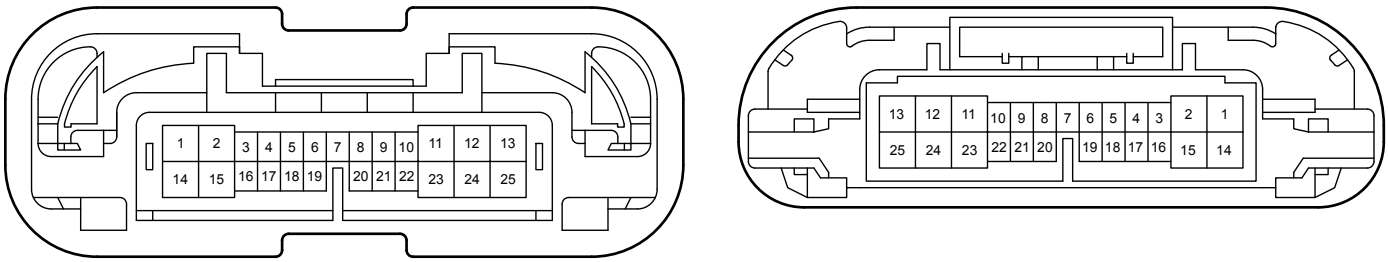

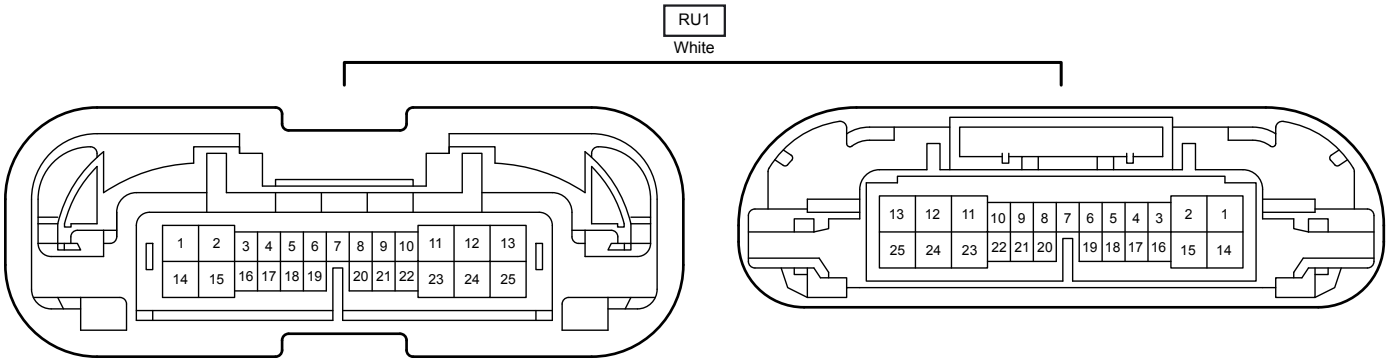
RU1
White
1 2 3 4 5 6 7 8 9 10 11 12 13
14 15 16 17 18 19 20 21 22 23 24 25
13 12 11 10 9 8 7 6 5 4 3 2 1
25 24 23 22 21 20 19 18 17 16 15 14

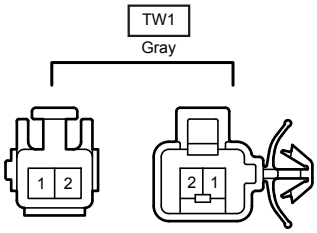
TW1
Gray
1 2
2 1

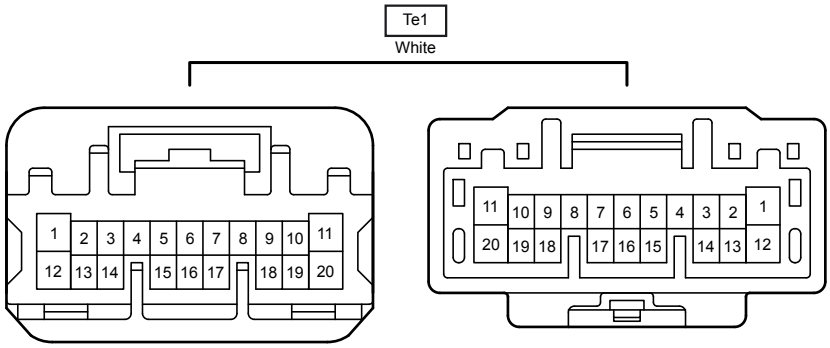
Te1
White
1 2 3 4 5 6 7 8 9 10 11
12 13 14 15 16 17 18 19 20
11 10 9 8 7 6 5 4 3 2 1
20 19 18 17 16 15 14 13 12

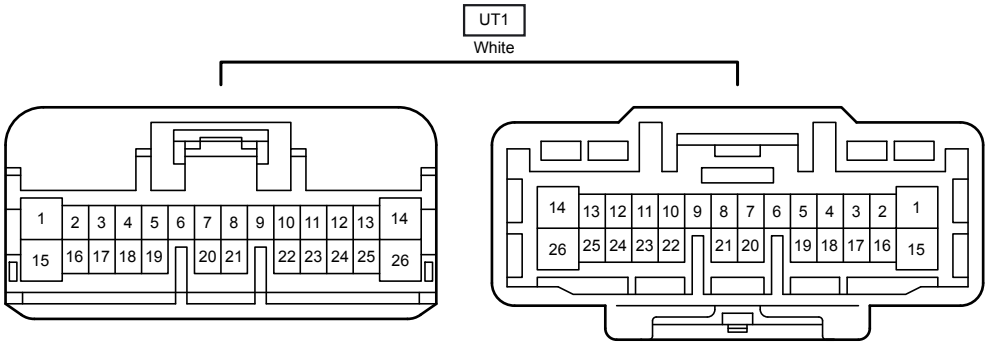
UT1
White
1 2 3 4 5 6 7 8 9 10 11 12 13 14
15 16 17 18 19 20 21 22 23 24 25 26
14 13 12 11 10 9 8 7 6 5 4 3 2 1
26 25 24 23 22 21 20 19 18 17 16 15

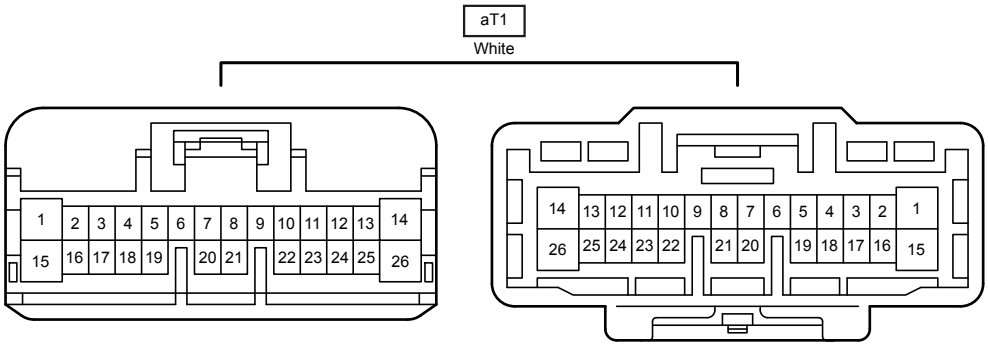
aT1
White
1 2 3 4 5 6 7 8 9 10 11 12 13 14
15 16 17 18 19 20 21 22 23 24 25 26
14 13 12 11 10 9 8 7 6 5 4 3 2 1
26 25 24 23 22 21 20 19 18 17 16 15

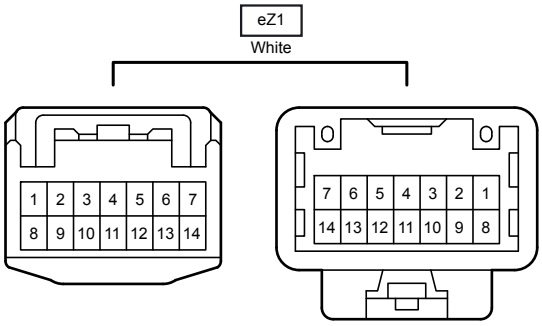
eZ1
White
1 2 3 4 5 6 7
8 9 10 11 12 13 14
7 6 5 4 3 2 1
14 13 12 11 10 9 8