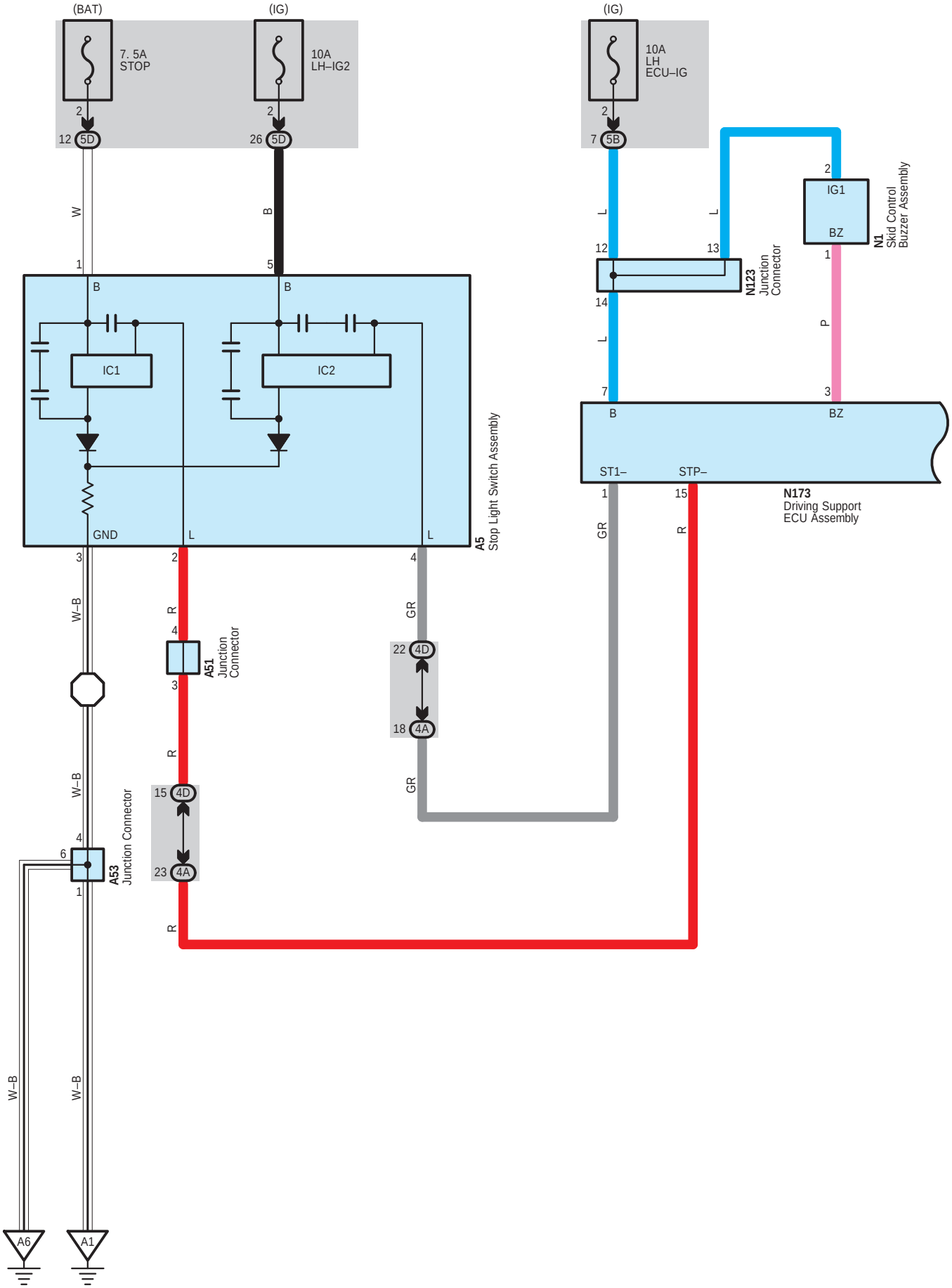
(BAT)
7. 5A
STOP
(IG)
10A
LH–IG2
(IG)
10A
LH
ECU–IG
12 5D
26 5D
7 5B
W
B
L
P
IC1
IC2
GND
A5
Stop Light Switch Assembly
N123
Junction
Connector
N1
Skid Control
Buzzer Assembly
IG1
BZ
ST1–
STP–
N173
Driving Support
ECU Assembly
GR
R
W–B
A51
Junction
Connector
22 4D
18 4A
15 4D
23 4A
A53
Junction Connector
A6
A1

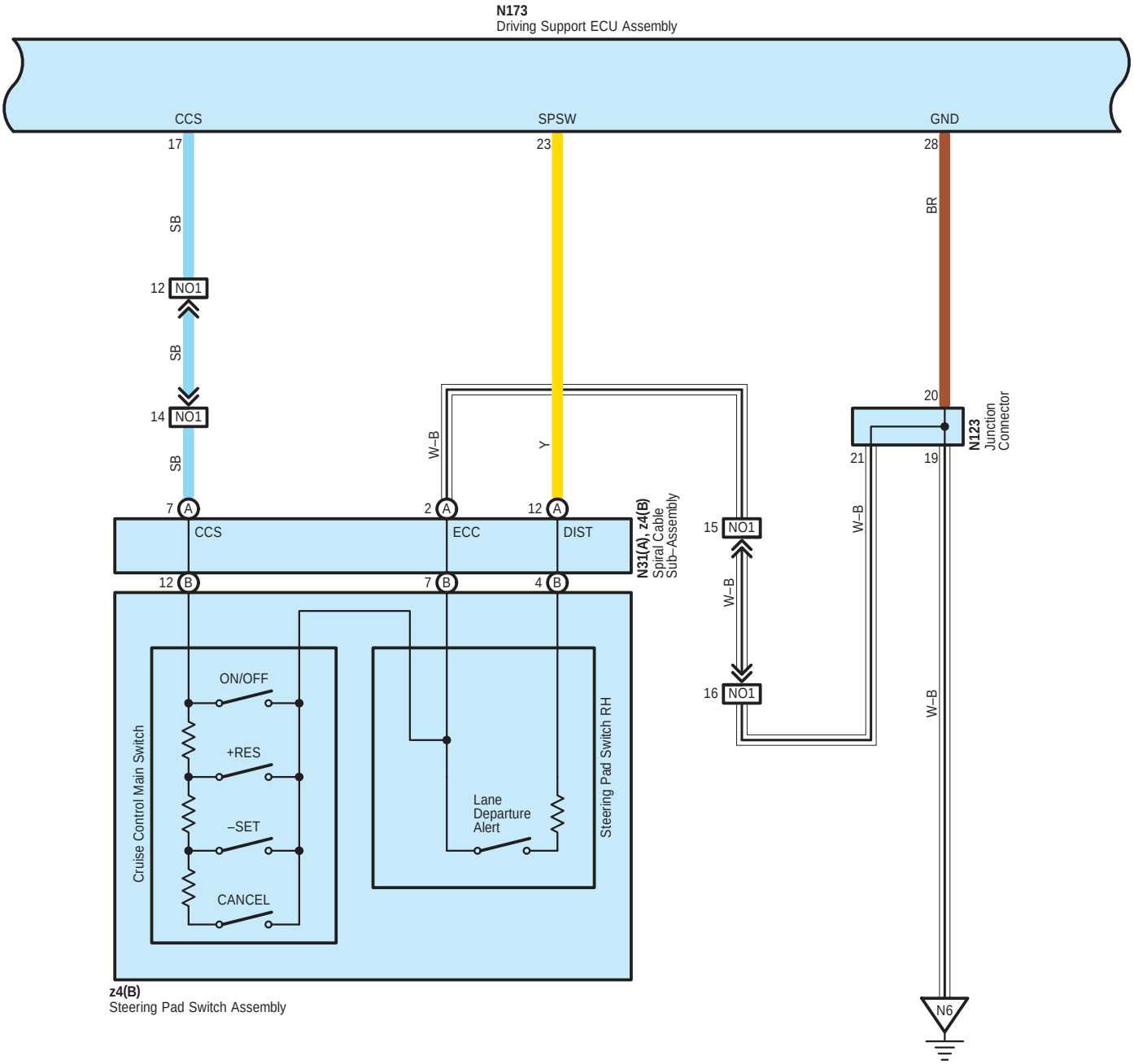
N173
Driving Support ECU Assembly
CCS
SPSW
GND
17
23
28
SB
BR
12
NO1
SB
14
NO1
SB
W–B
Y
20
N123
Junction
Connector
21
19
7
A
2
A
12
A
CCS
ECC
DIST
N31(A), z4(B)
Spiral Cable
Sub–Assembly
15
NO1
W–B
W–B
12
B
7
B
4
B
W–B
16
NO1
ON/OFF
+RES
–SET
CANCEL
Cruise Control Main Switch
Lane
Departure
Alert
Steering Pad Switch RH
z4(B)
Steering Pad Switch Assembly
N6

∗ 3 : w/ DRS and VGRS
∗ 6 : w/ Pre–Crash Safety System Heater
∗ 7 : w/o Pre–Crash Safety System Heater

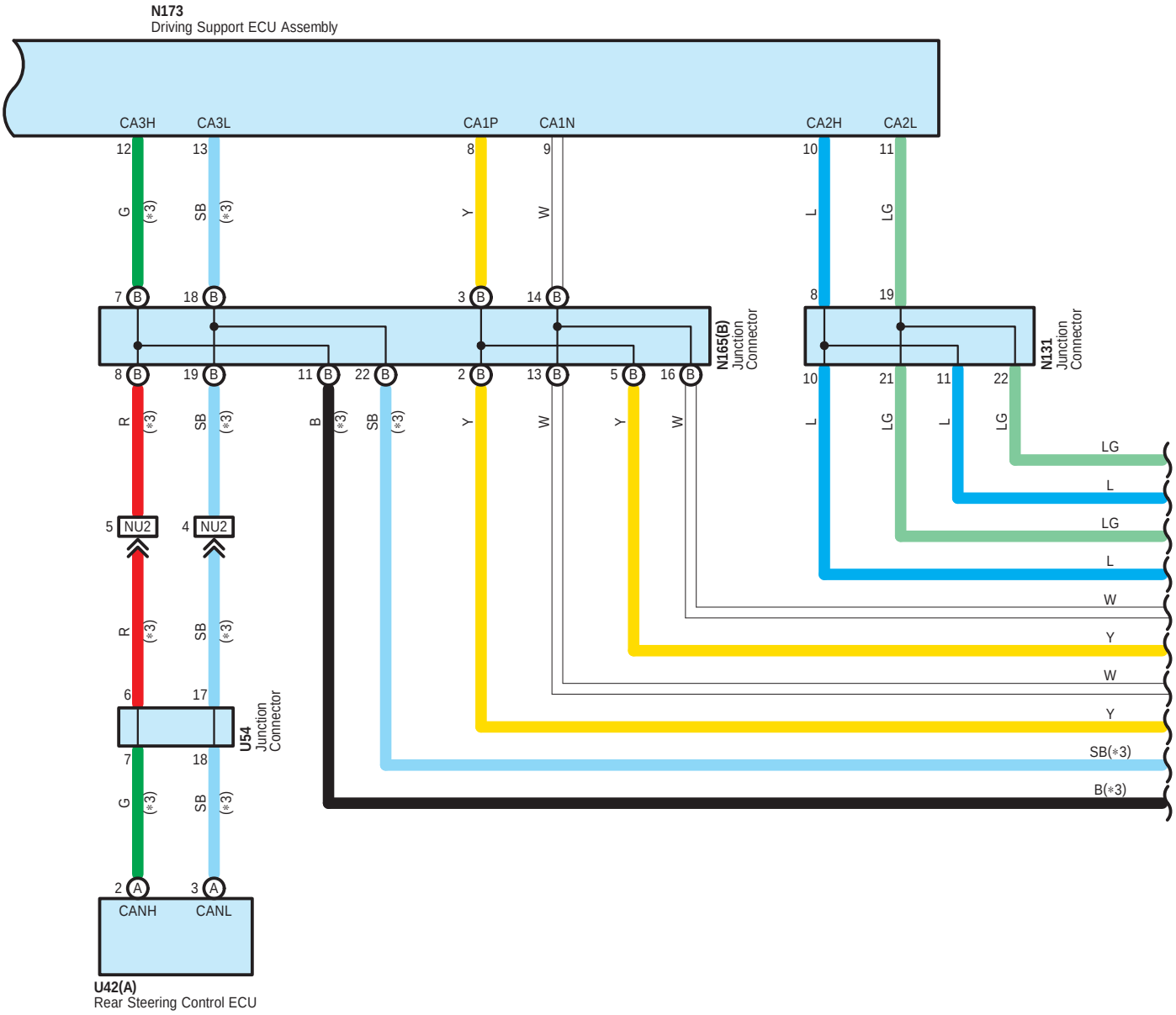

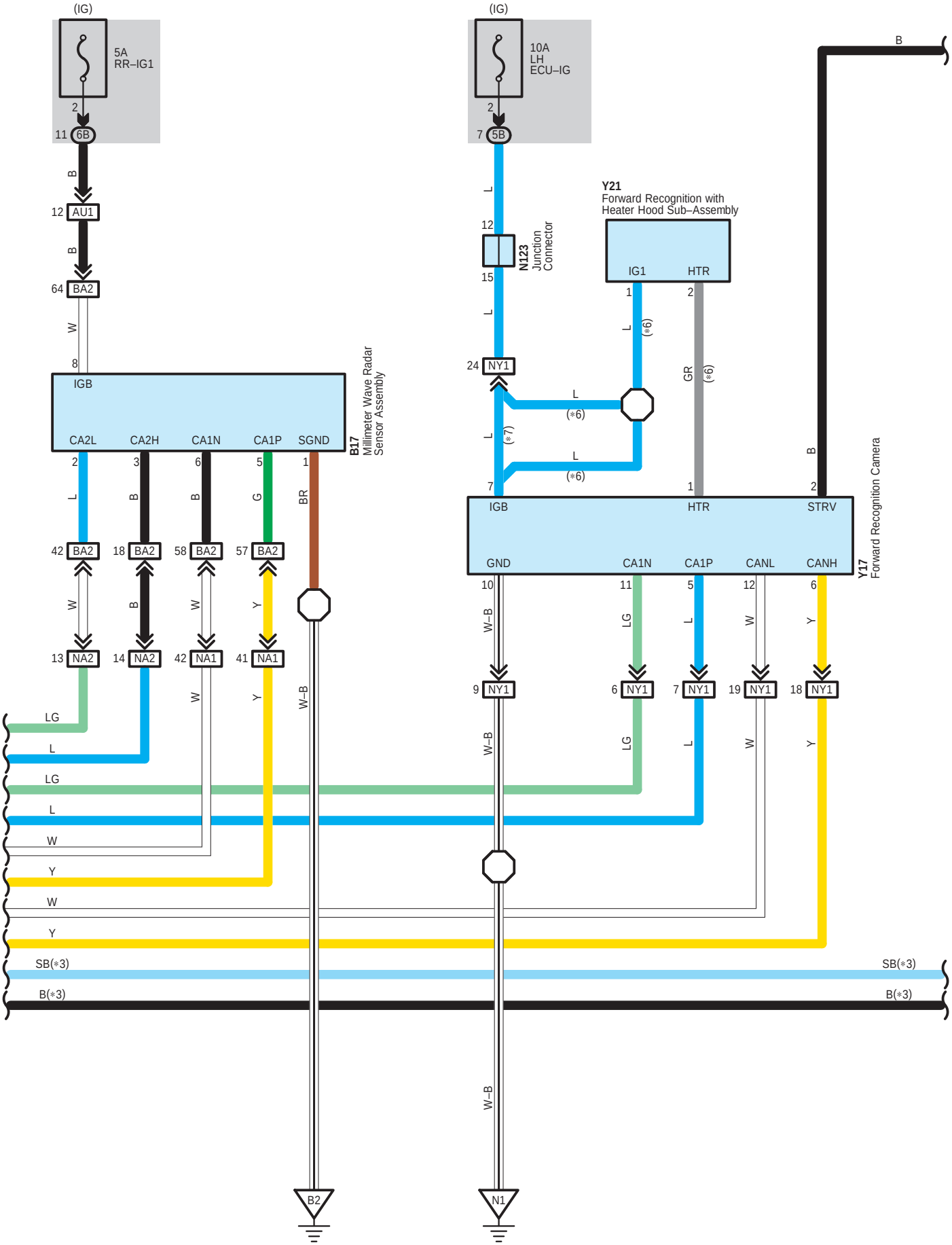
(IG)
5A
RR–IG1
2
11 6B
B
12 AU1
B
64 BA2
W
8
IGB
CA2L
CA2H
CA1N
CA1P
SGND
B17
Millimeter Wave Radar
Sensor Assembly
2
3
6
5
1
L
B
B
G
BR
42 BA2
18 BA2
58 BA2
57 BA2
W
B
W
Y
13 NA2
14 NA2
42 NA1
41 NA1
W
Y
W–B
LG
L
LG
L
W
Y
W
Y
SB(*3)
B(*3)
B2
(IG)
10A
LH
ECU–IG
2
7 5B
L
12
N123
Junction
Connector
15
L
24 NY1
L
(*7)
L
(*6)
L
(*6)
7
IGB
Y21
Forward Recognition with
Heater Hood Sub–Assembly
IG1
HTR
1
2
L
(*6)
GR
(*6)
1
HTR
B
2
STRV
Y17
Forward Recognition Camera
GND
CA1N
CA1P
CANL
CANH
10
11
5
12
6
W–B
LG
L
W
Y
9 NY1
6 NY1
7 NY1
19 NY1
18 NY1
W–B
LG
L
W
Y
SB(*3)
B(*3)
W–B
N1
B

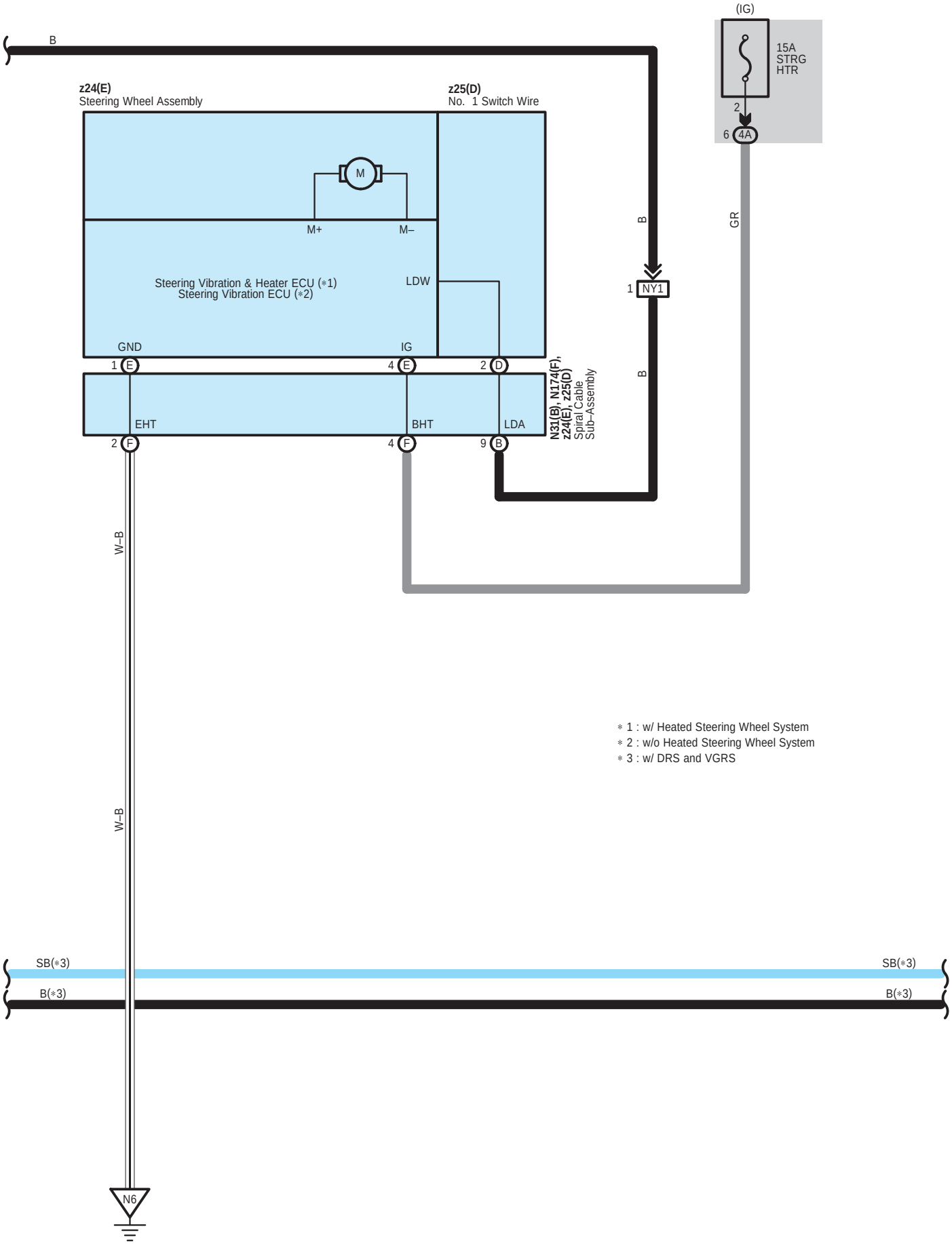
(IG)
15A
STRG
HTR
2
6 4A
B
z24(E)
Steering Wheel Assembly
z25(D)
No. 1 Switch Wire
M
M+
M–
Steering Vibration & Heater ECU (∗1)
Steering Vibration ECU (∗2)
LDW
GND
IG
1 E
4 E
2 D
EHT
BHT
LDA
2 F
4 F
9 B
N31(B), N174(F),
z24(E), z25(D)
Spiral Cable
Sub–Assembly
B
GR
1 NY1
W–B
W–B
∗ 1 : w/ Heated Steering Wheel System
∗ 2 : w/o Heated Steering Wheel System
∗ 3 : w/ DRS and VGRS
SB(∗3)
B(∗3)
SB(∗3)
B(∗3)
N6

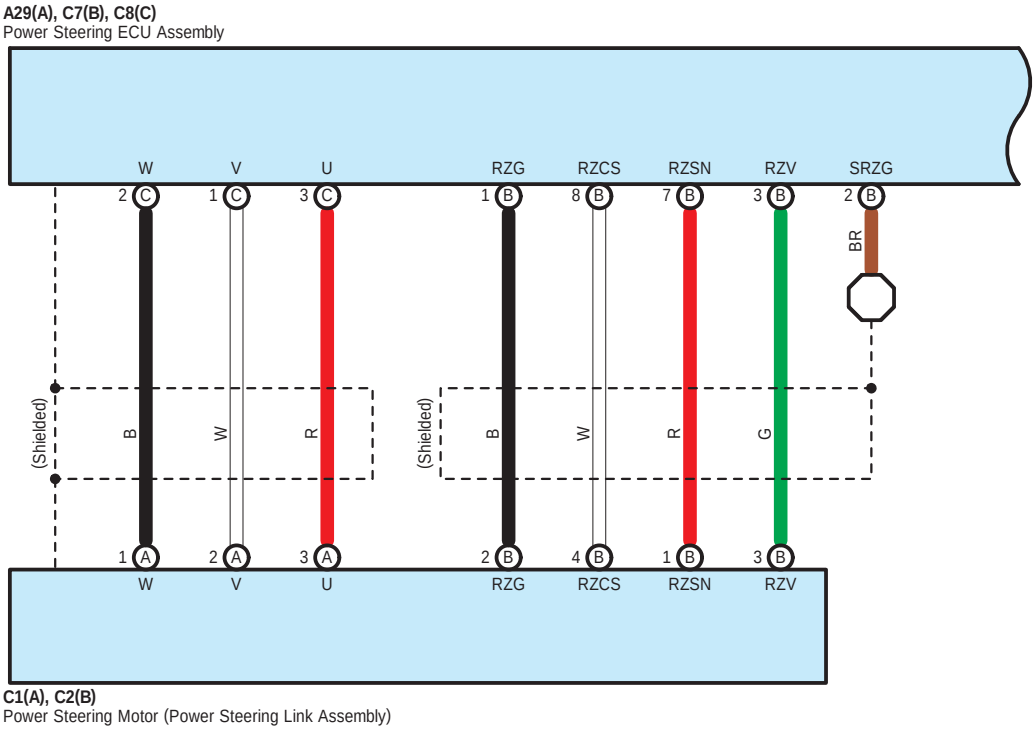
A29(A), C7(B), C8(C)
Power Steering ECU Assembly
W
V
U
RZG
RZCS
RZSN
RZV
SRZG
2 C
1 C
3 C
1 B
8 B
7 B
3 B
2 B
BR
(Shielded)
B
W
R
(Shielded)
B
W
R
G
1 A
2 A
3 A
2 B
4 B
1 B
3 B
W
V
U
RZG
RZCS
RZSN
RZV
C1(A), C2(B)
Power Steering Motor (Power Steering Link Assembly)

SB(*3)
SB(*3)
B(*3)
B(*3)

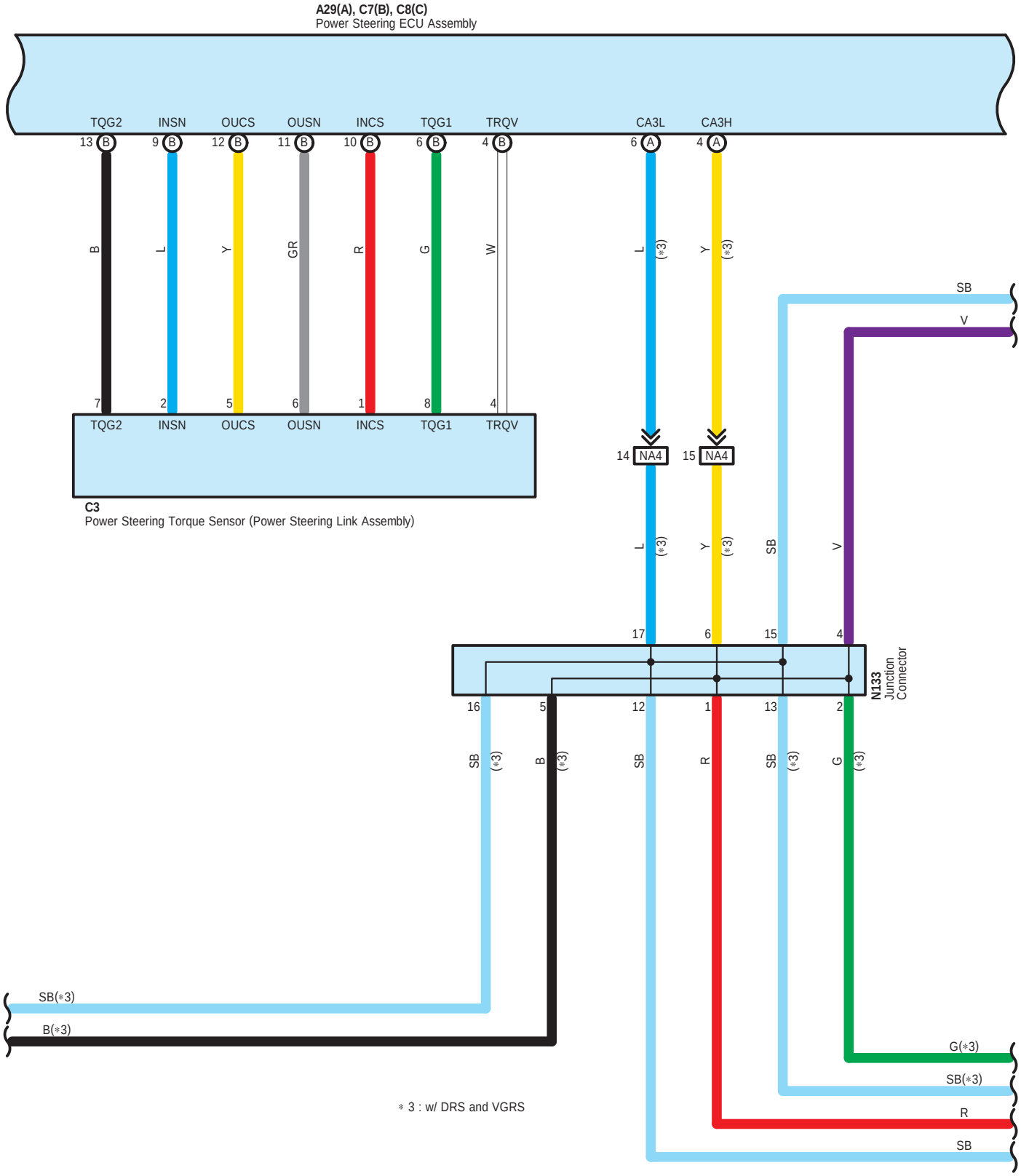
A29(A), C7(B), C8(C)
Power Steering ECU Assembly
TQG2
INSN
OUCS
OUSN
INCS
TQG1
TRQV
CA3L
CA3H
13 B
9 B
12 B
11 B
10 B
6 B
4 B
6 A
4 A
B
L
Y
GR
R
G
W
L (*3)
Y (*3)
7
2
5
6
1
8
4
TQG2
INSN
OUCS
OUSN
INCS
TQG1
TRQV
C3
Power Steering Torque Sensor (Power Steering Link Assembly)
14 NA4
15 NA4
SB
V
L (*3)
Y (*3)
SB
V
17
6
15
4
N133
Junction
Connector
16
5
12
1
13
2
SB (*3)
B (*3)
SB
R
SB (*3)
G (*3)
SB(*3)
B(*3)
G(*3)
SB(*3)
R
SB
* 3 : w/ DRS and VGRS

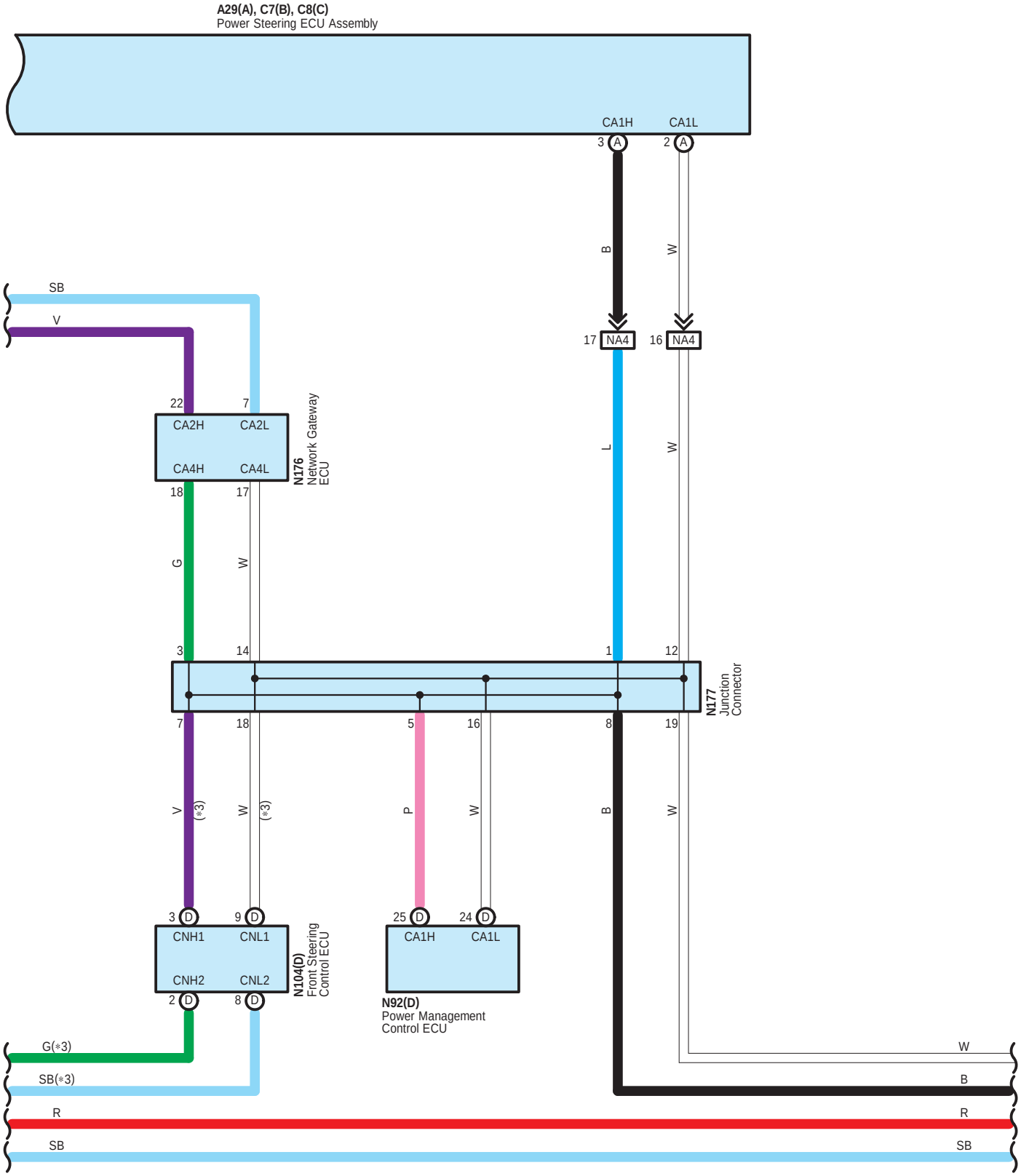
A29(A), C7(B), C8(C)
Power Steering ECU Assembly
CA1H
CA1L
3 A
2 A
B
W
SB
V
17 NA4
16 NA4
22
7
CA2H
CA2L
CA4H
CA4L
N176
Network Gateway
ECU
18
17
G
W
L
W
3
14
1
12
N177
Junction
Connector
7
18
5
16
8
19
V
(*3)
W
(*3)
P
W
B
W
3 D
9 D
CNH1
CNL1
CNH2
CNL2
2 D
8 D
N104(D)
Front Steering
Control ECU
25 D
24 D
CA1H
CA1L
N92(D)
Power Management
Control ECU
G(*3)
SB(*3)
R
SB
W
B
R
SB

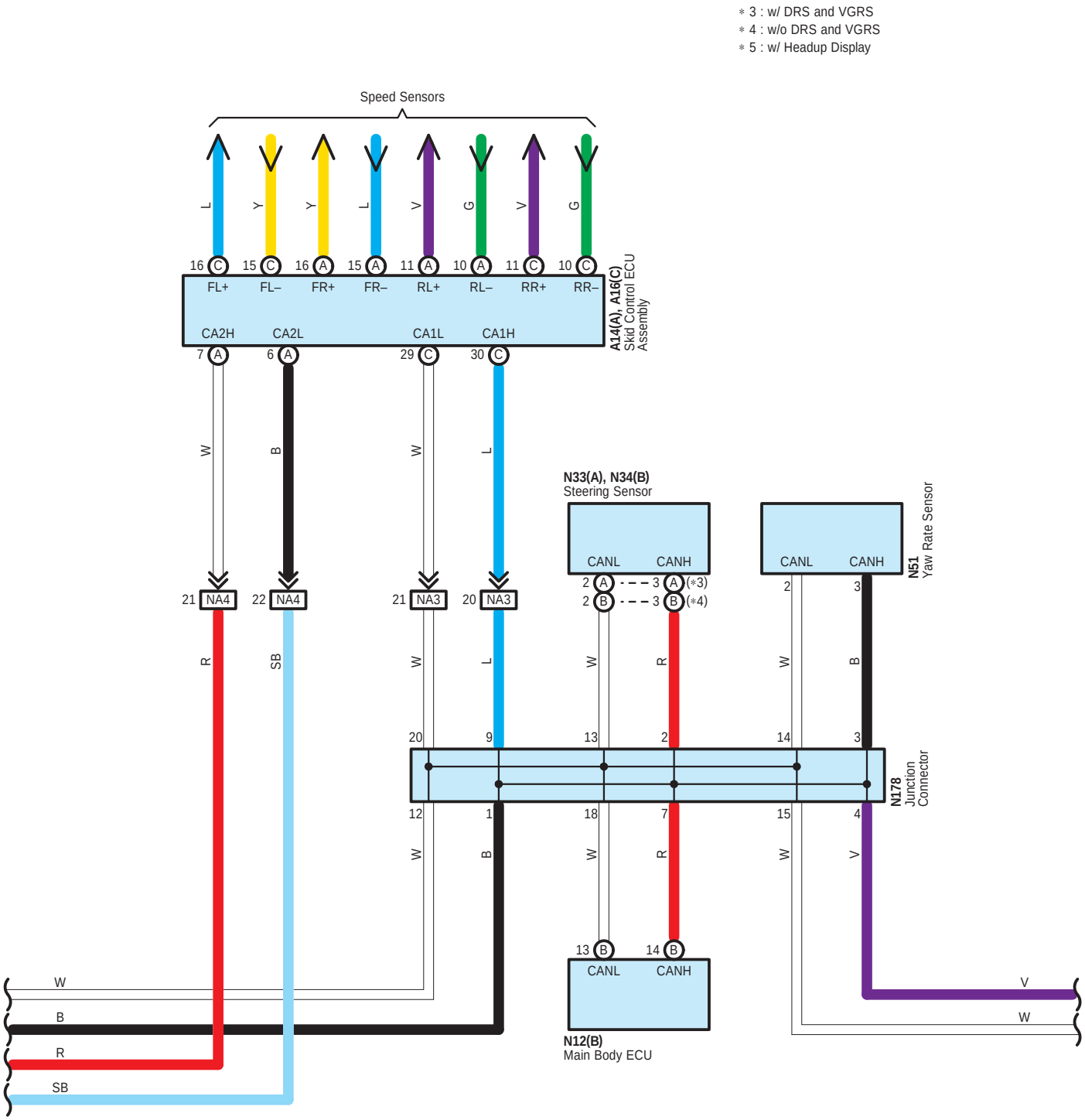
∗ 3 : w/ DRS and VGRS
∗ 4 : w/o DRS and VGRS
∗ 5 : w/ Headup Display
Speed Sensors
L
Y
Y
L
V
G
V
G
16 C
15 C
16 A
15 A
11 A
10 A
11 C
10 C
FL+
FL–
FR+
FR–
RL+
RL–
RR+
RR–
A14(A), A16(C)
Skid Control ECU
Assembly
CA2H
CA2L
CA1L
CA1H
7 A
6 A
29 C
30 C
W
B
W
L
N33(A), N34(B)
Steering Sensor
CANL
CANH
2 A
3 A (∗3)
2 B
3 B (∗4)
N51
Yaw Rate Sensor
CANL
CANH
2
3
21 NA4
22 NA4
21 NA3
20 NA3
R
SB
W
L
W
R
W
B
20
9
13
2
14
3
N178
Junction
Connector
12
1
18
7
15
4
W
B
W
R
W
V
13 B
14 B
CANL
CANH
N12(B)
Main Body ECU
W
B
R
SB
V
W

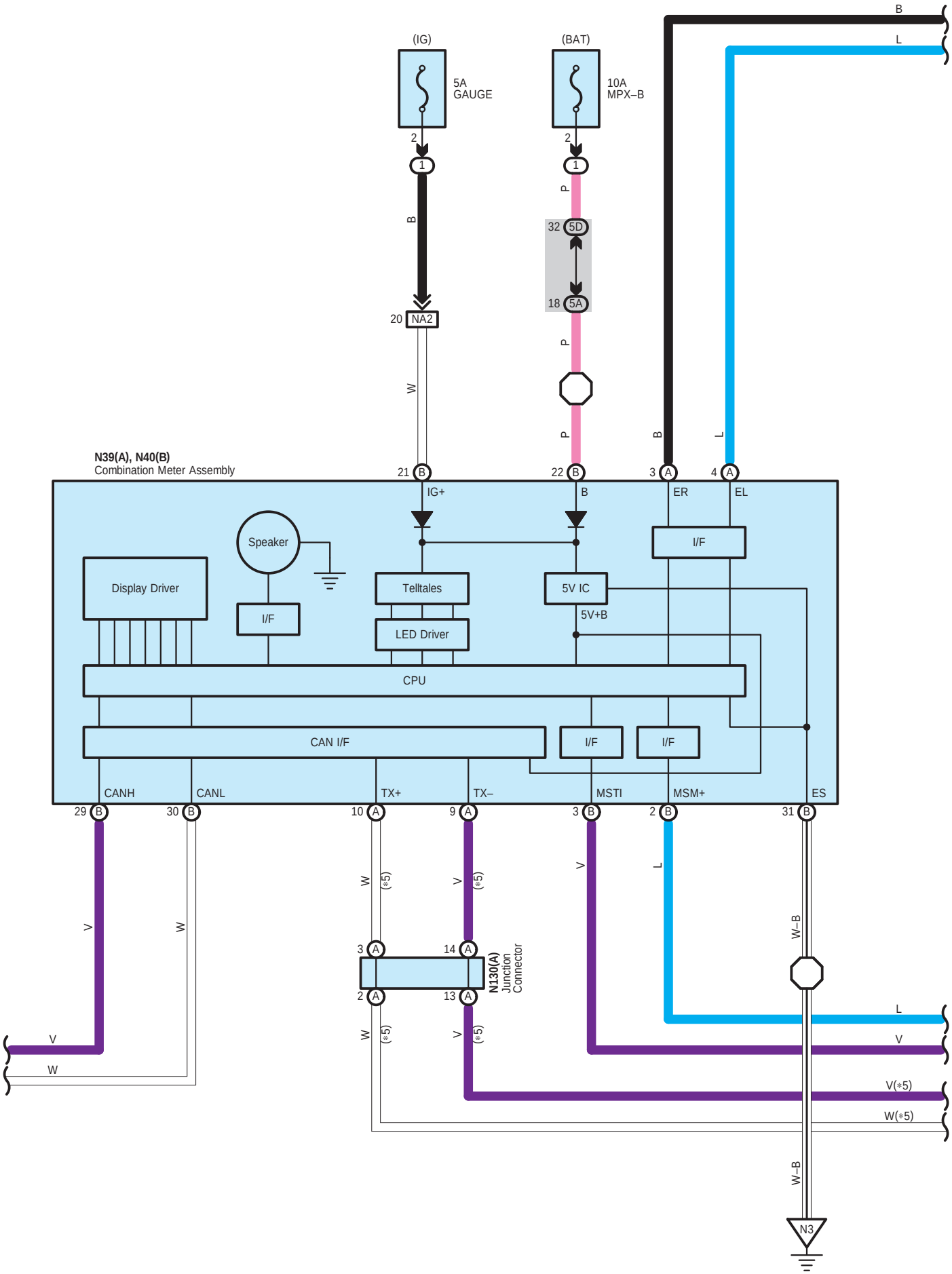
(IG)
5A
GAUGE
(BAT)
10A
MPX–B
NA2
5D
5A
N39(A), N40(B)
Combination Meter Assembly
IG+
B
ER
EL
Speaker
Display Driver
I/F
Telltales
LED Driver
5V IC
5V+B
CPU
CAN I/F
CANH
CANL
TX+
TX–
MSTI
MSM+
ES
N130(A)
Junction
Connector
W–B
V(*5)
W(*5)
N3

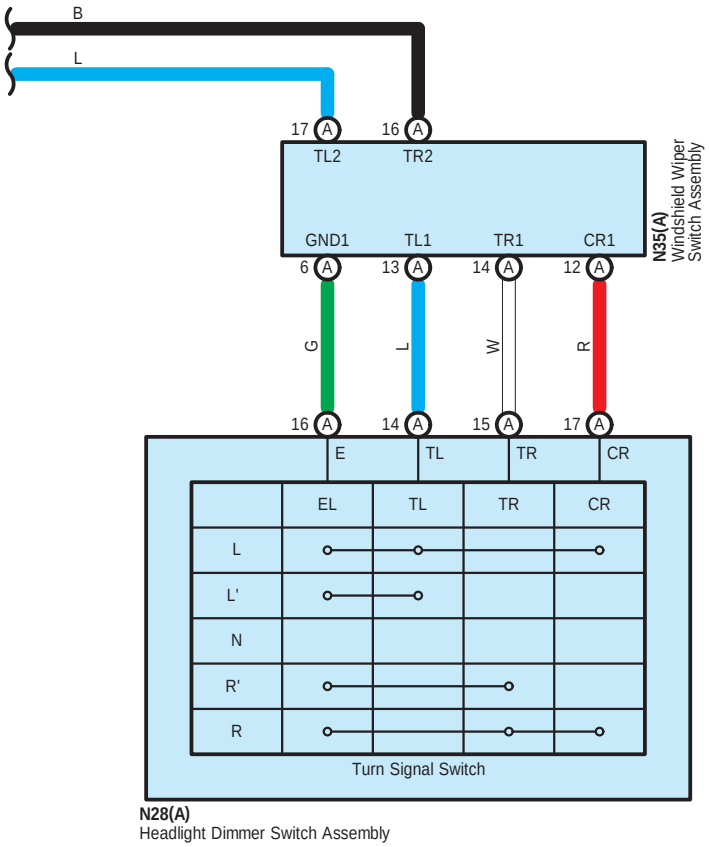

∗ 5 : w/ Headup Display

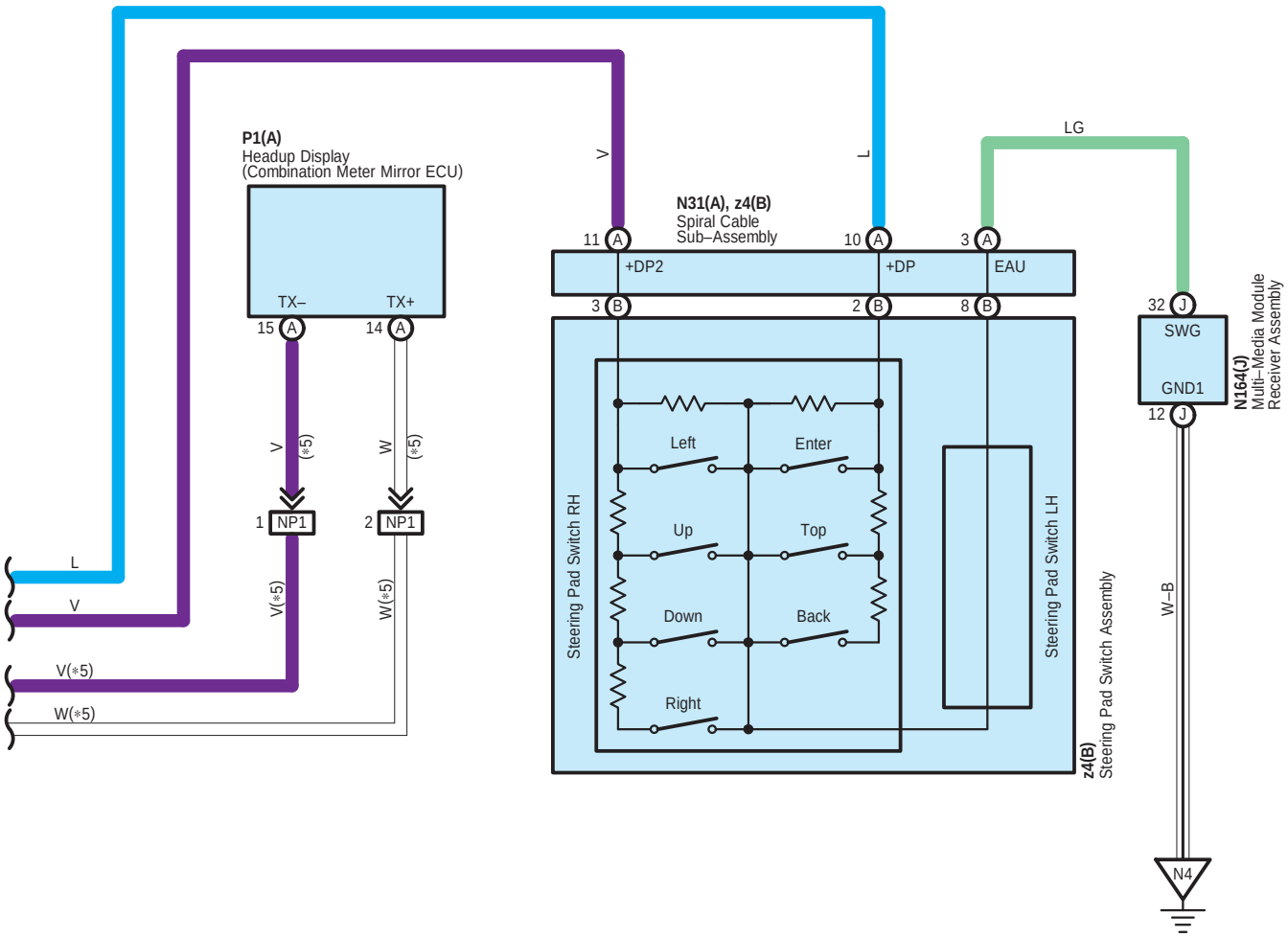

A 5
White

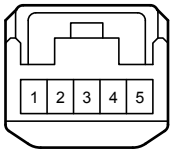

A 14
Black

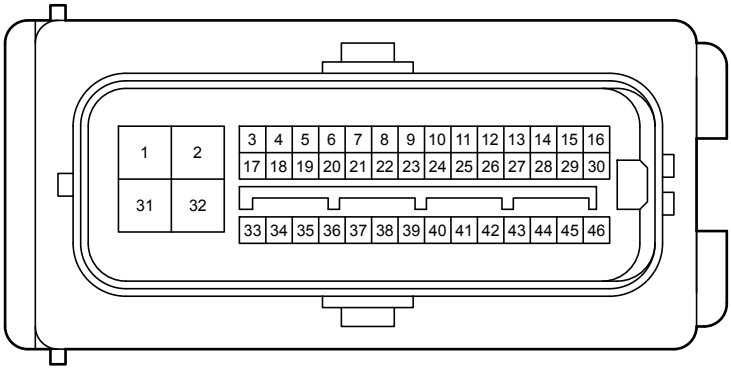

A 16
Gray

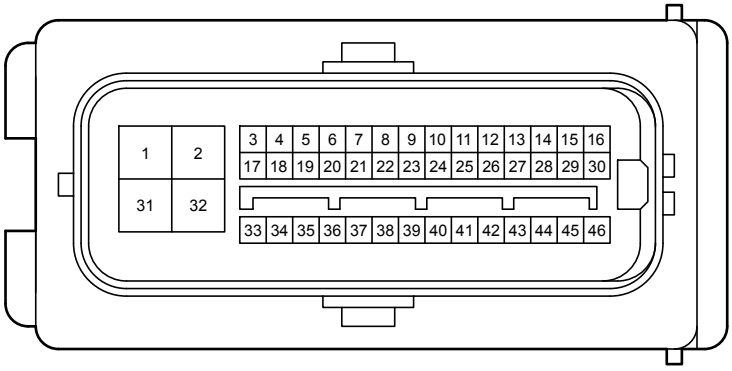

A 29
Black

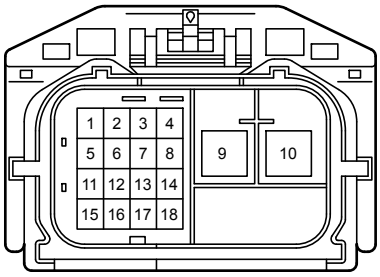

A 51
Blue

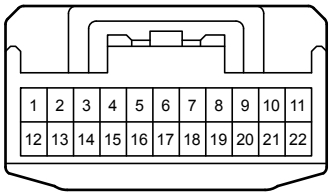

A 53
White

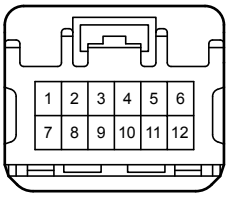

B 17
Black



C 1
Gray

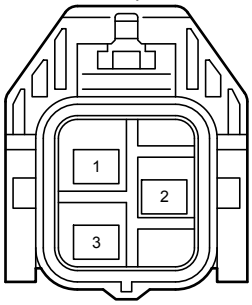

C 2
Gray

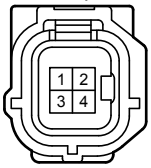

C 3
Gray



C 7
Black

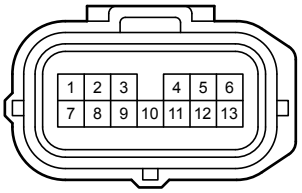

C 8
Black

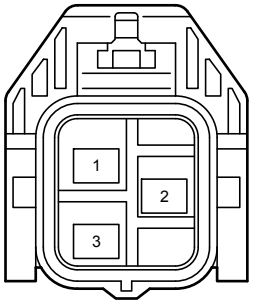

N 1
Blue



N 12
White

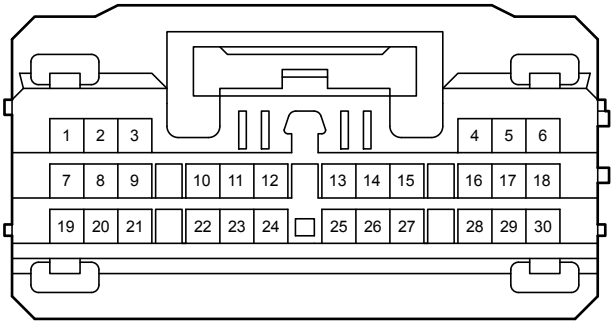

N 28
Black

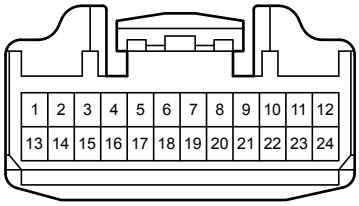

N 31
Black

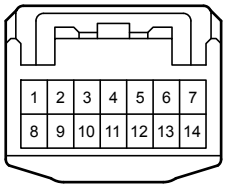

N 33
White

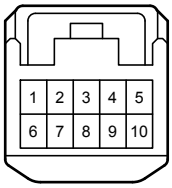

N 34
Black

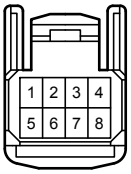

N 35
White

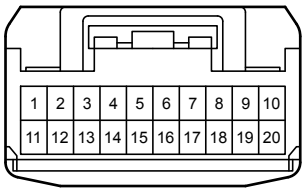

N 39
Black

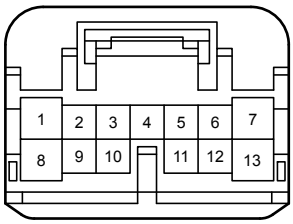

N 40
Black

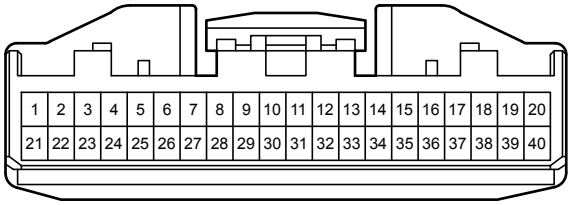

N 51
Black



N 92
Gray

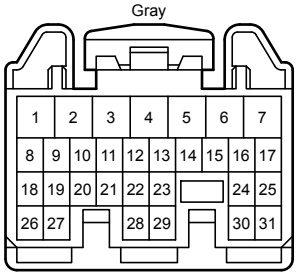

N104
White

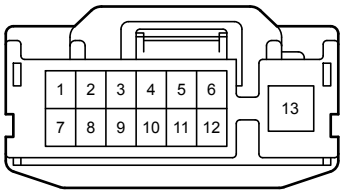

N123
Blue

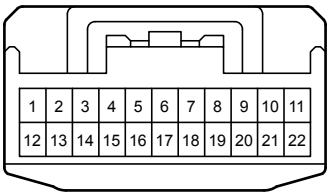

N130
Black

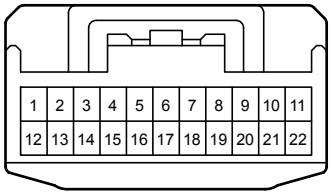

N131
Gray

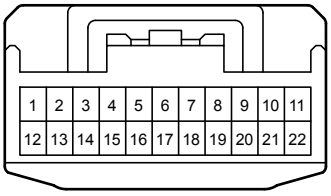

N133
Black

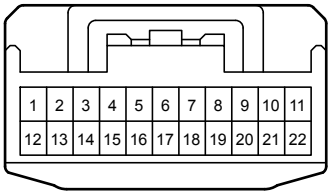

N164
White

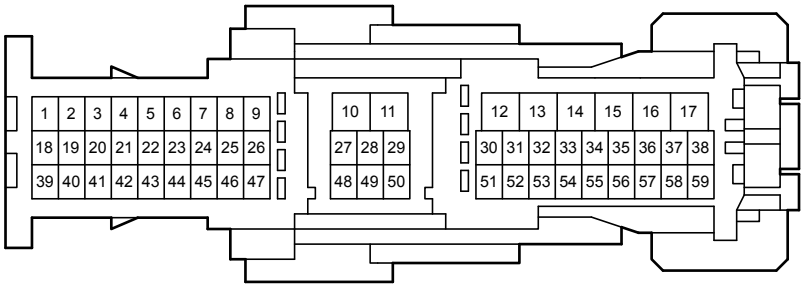

N165
Black

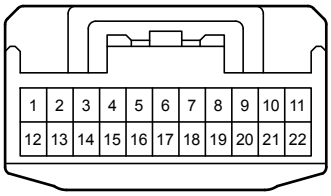

N173
White

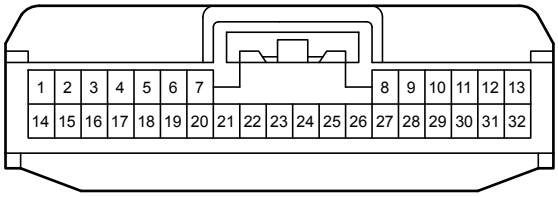

N174
Black

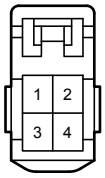

N176
Black

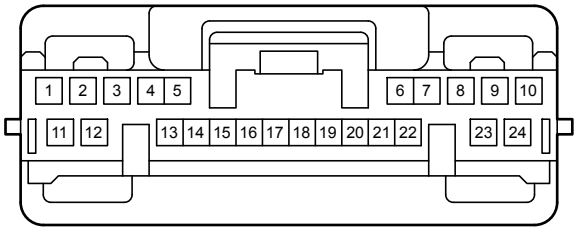

N177
Gray

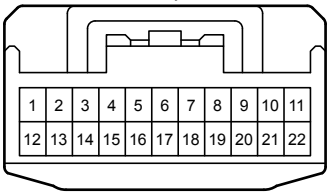

N178
Gray

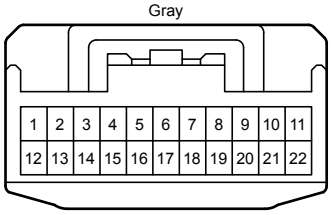

P 1
White

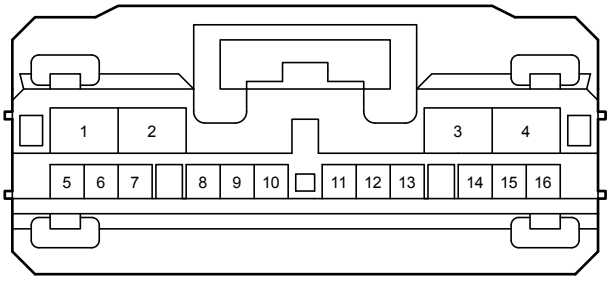

U 42
Black

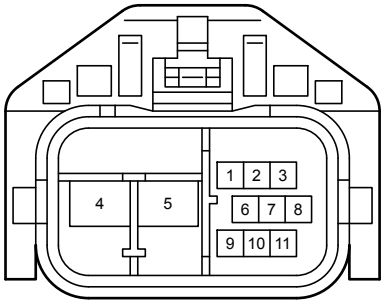

U 54
Blue

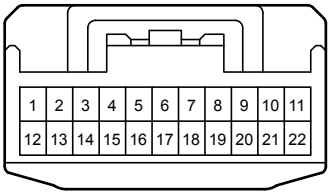

Y 17
Gray

Y 21
Black

z 4
Black

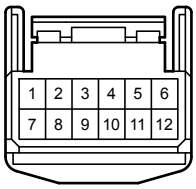

z 24
White

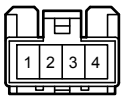

z 25
White

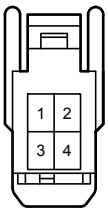

4A
White

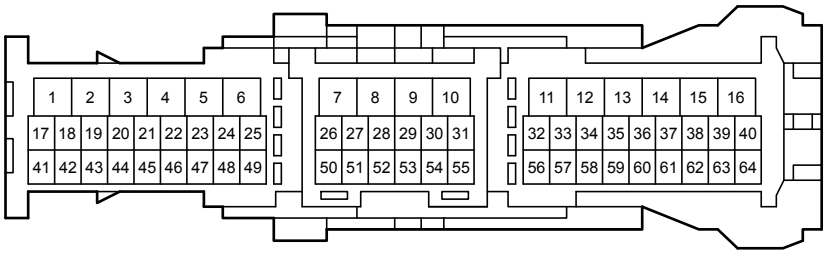

4D
White

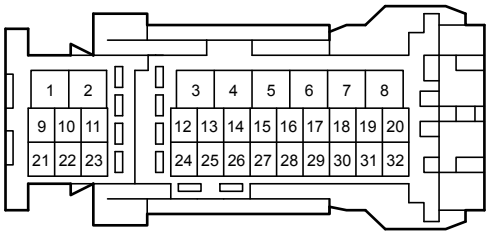

5A
White

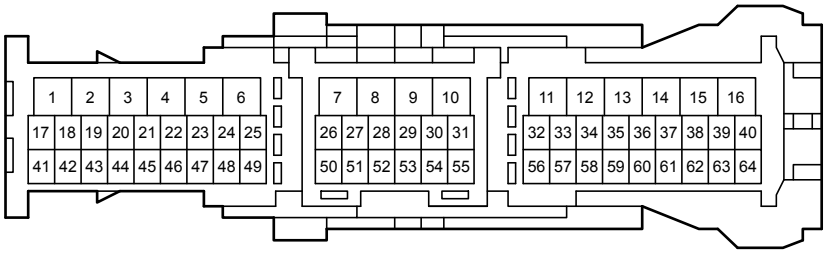

5B
White

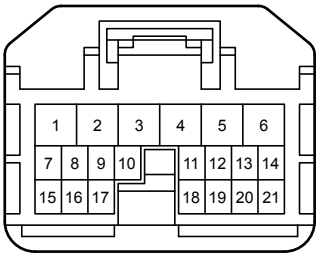

5D
White

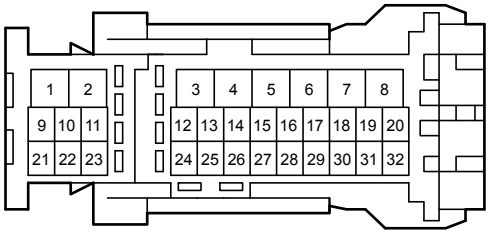

6B
White

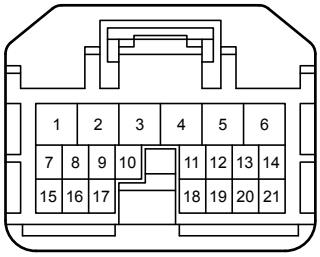

AU1
White

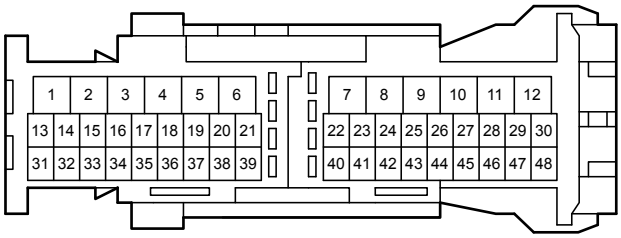

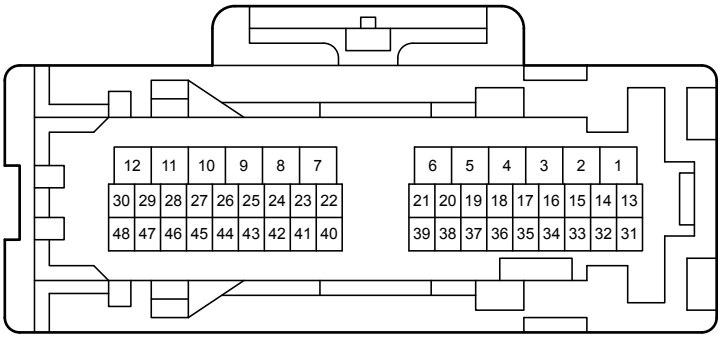

BA2
White

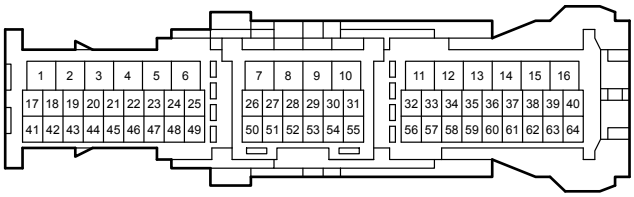

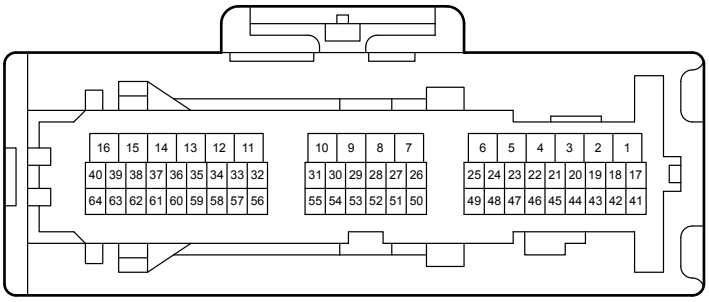

NA1
White

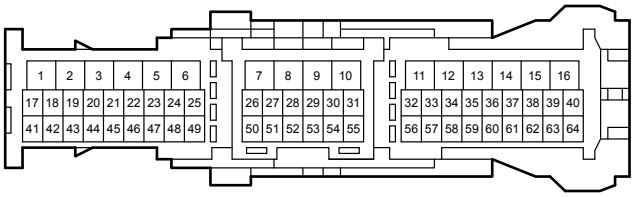

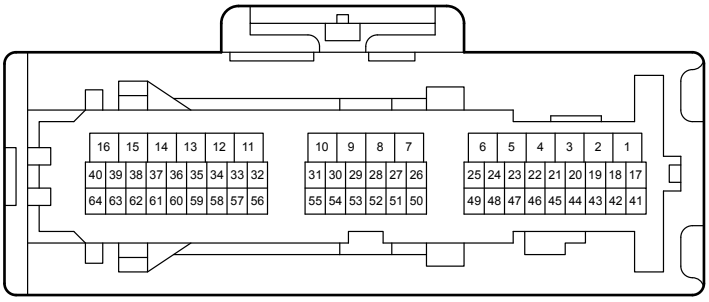

NA2
White

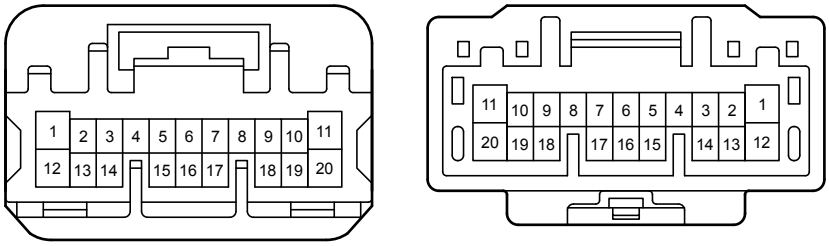

NA3
White

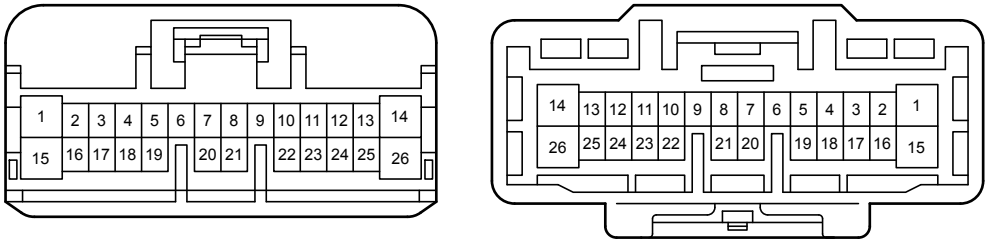

NA4
Gray

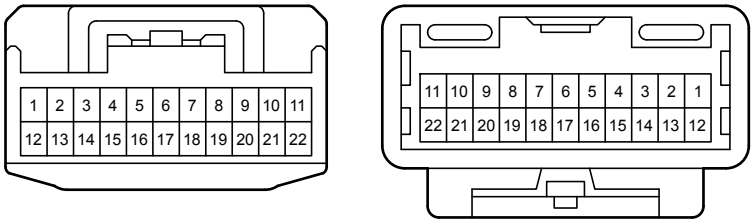

NO1
White

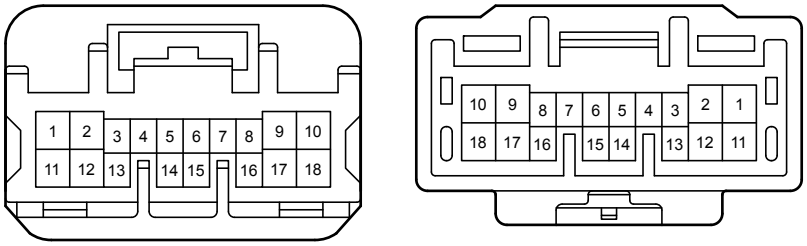

NP1
White

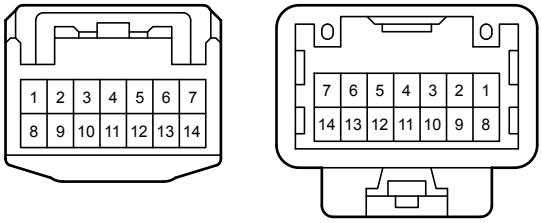

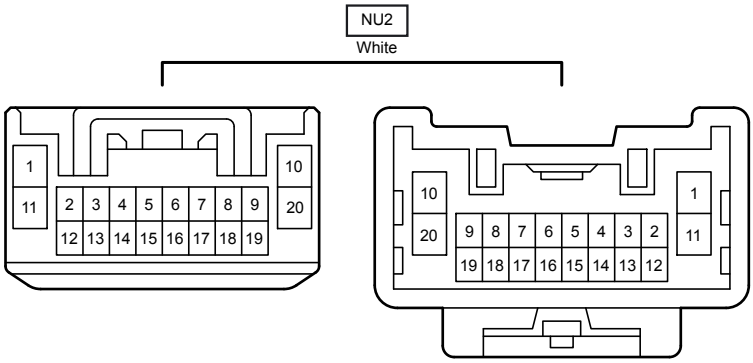
NU2
White
1
10
11
2 3 4 5 6 7 8 9
20
12 13 14 15 16 17 18 19
10
1
20
9 8 7 6 5 4 3 2
11
19 18 17 16 15 14 13 12

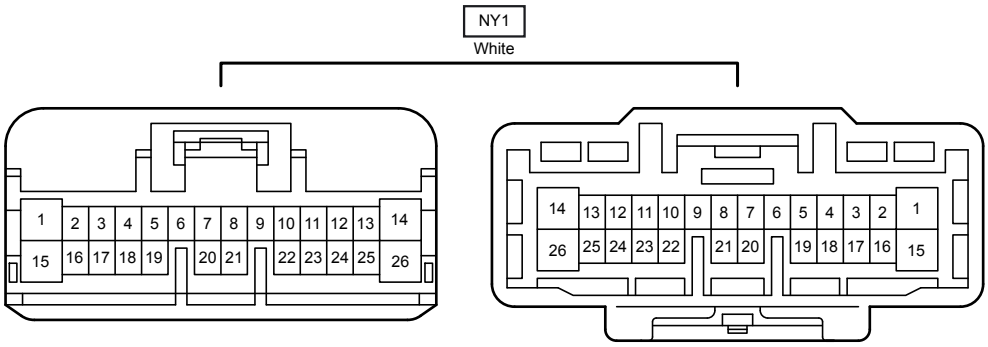
NY1
White
1 2 3 4 5 6 7 8 9 10 11 12 13 14
15 16 17 18 19 20 21 22 23 24 25 26
14 13 12 11 10 9 8 7 6 5 4 3 2 1
26 25 24 23 22 21 20 19 18 17 16 15