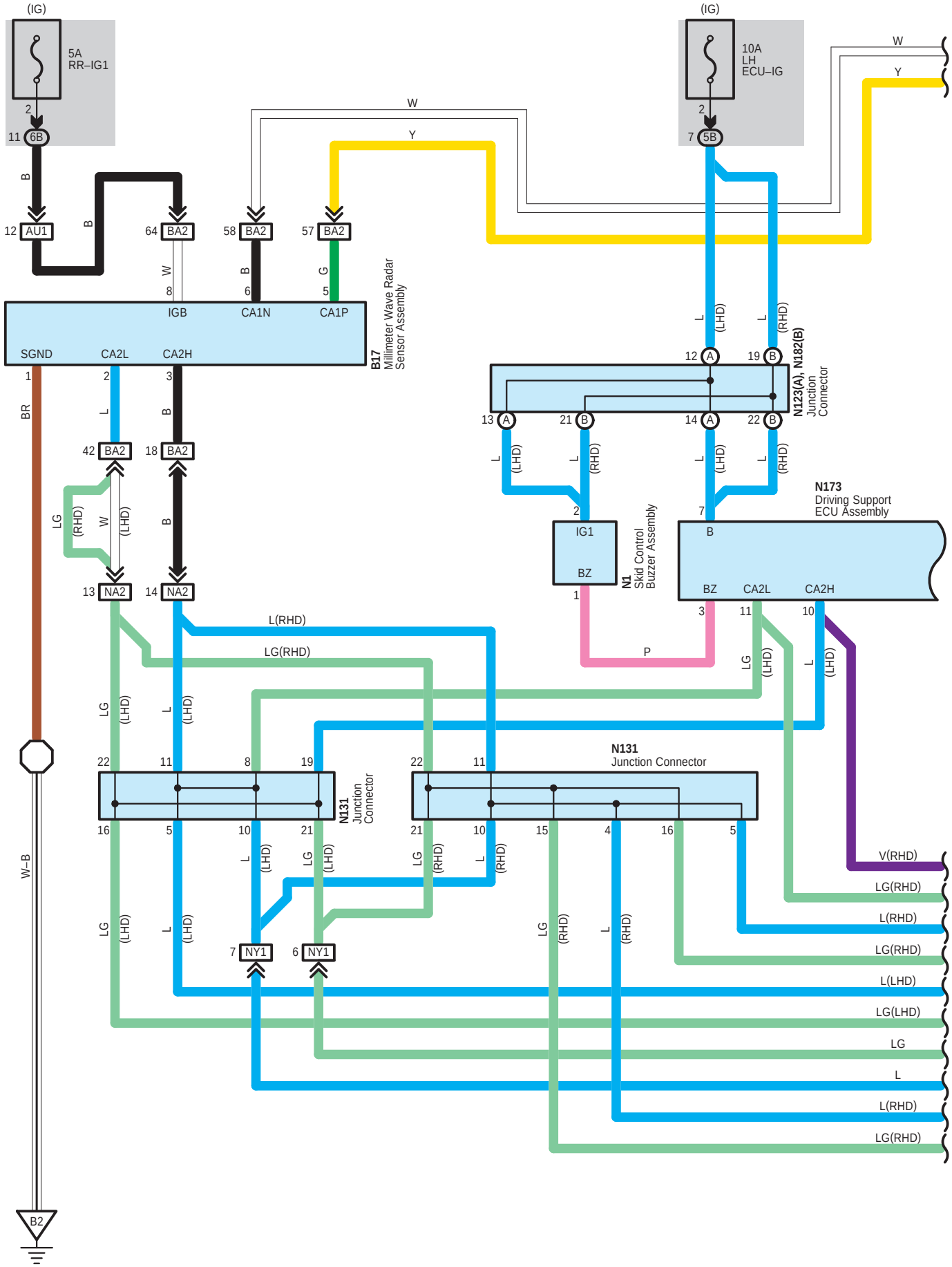
(IG)
5A
RR–IG1
2
11 6B
B
12 AU1
B
64 BA2
58 BA2
57 BA2
W
Y
W
8
6
5
IGB
CA1N
CA1P
B17
Millimeter Wave Radar
Sensor Assembly
SGND
CA2L
CA2H
1
2
3
BR
L
B
42 BA2
18 BA2
LG
(RHD)
W
(LHD)
B
13 NA2
14 NA2
L(RHD)
LG(RHD)
LG
(LHD)
L
(LHD)
22
11
8
19
N131
Junction
Connector
16
5
10
21
L
(LHD)
LG
(LHD)
7 NY1
6 NY1
W–B
B2
(IG)
10A
LH
ECU–IG
2
7 5B
W
Y
L
(LHD)
L
(RHD)
12 A
19 B
N123(A), N182(B)
Junction
Connector
13 A
21 B
14 A
22 B
L
(LHD)
L
(RHD)
L
(LHD)
L
(RHD)
2
IG1
BZ
1
N1
Skid Control
Buzzer Assembly
7
B
N173
Driving Support
ECU Assembly
BZ
CA2L
CA2H
3
11
10
P
LG
(LHD)
L
(LHD)
22
11
N131
Junction Connector
21
10
15
4
16
5
LG
(RHD)
L
(RHD)
LG
(RHD)
L
(RHD)
V(RHD)
LG(RHD)
L(RHD)
LG(RHD)
L(LHD)
LG(LHD)
LG
L
L(RHD)
LG(RHD)

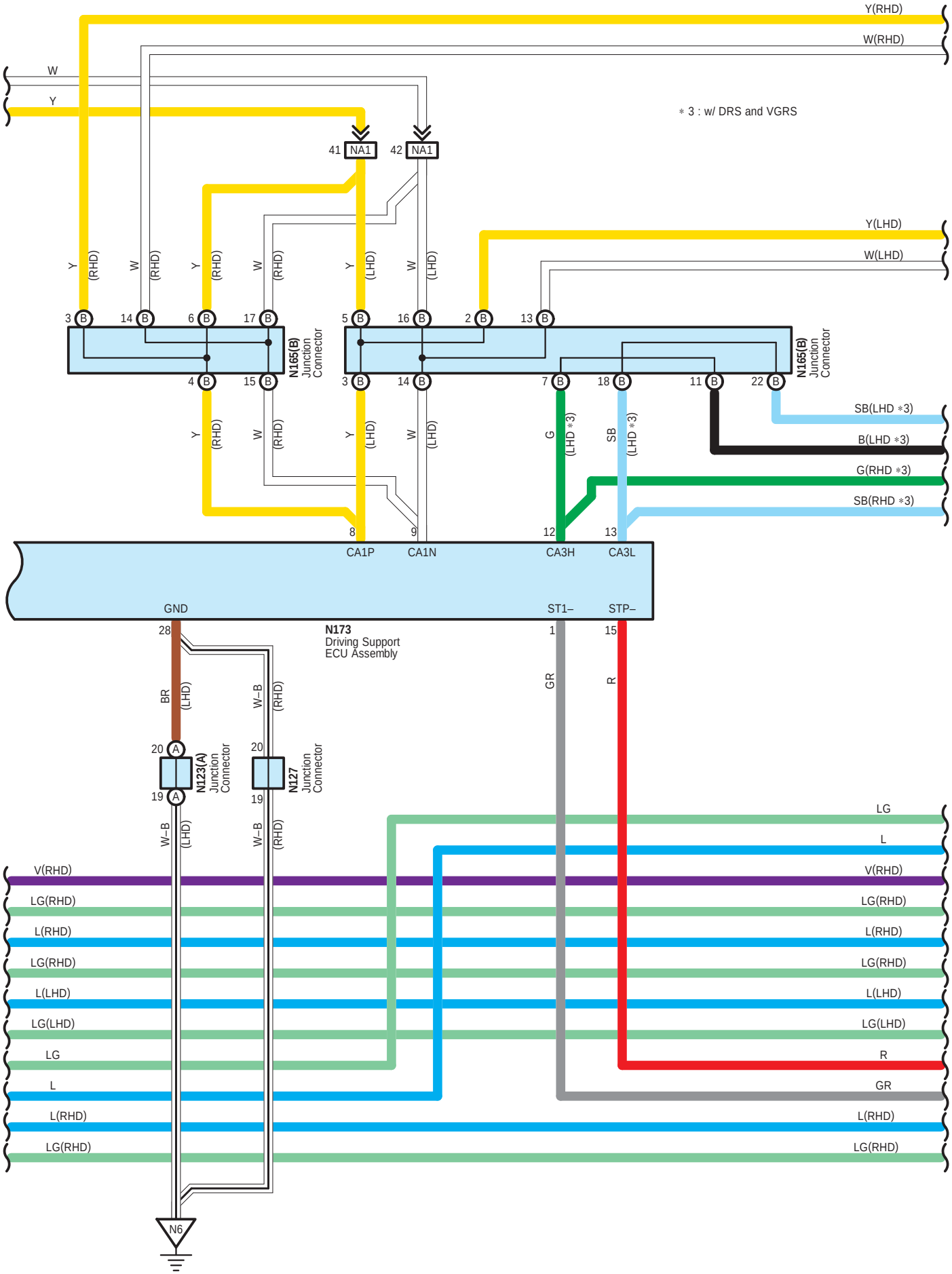
Y(RHD)
W(RHD)
W
Y
∗ 3 : w/ DRS and VGRS
41 NA1
42 NA1
Y(LHD)
W(LHD)
N165(B) Junction Connector
SB(LHD ∗3)
B(LHD ∗3)
G(RHD ∗3)
SB(RHD ∗3)
CA1P
CA1N
CA3H
CA3L
GND
ST1–
STP–
N173 Driving Support ECU Assembly
N123(A) Junction Connector
N127 Junction Connector
V(RHD)
LG(RHD)
L(RHD)
LG(RHD)
L(LHD)
LG(LHD)
LG
L
L(RHD)
LG(RHD)
N6

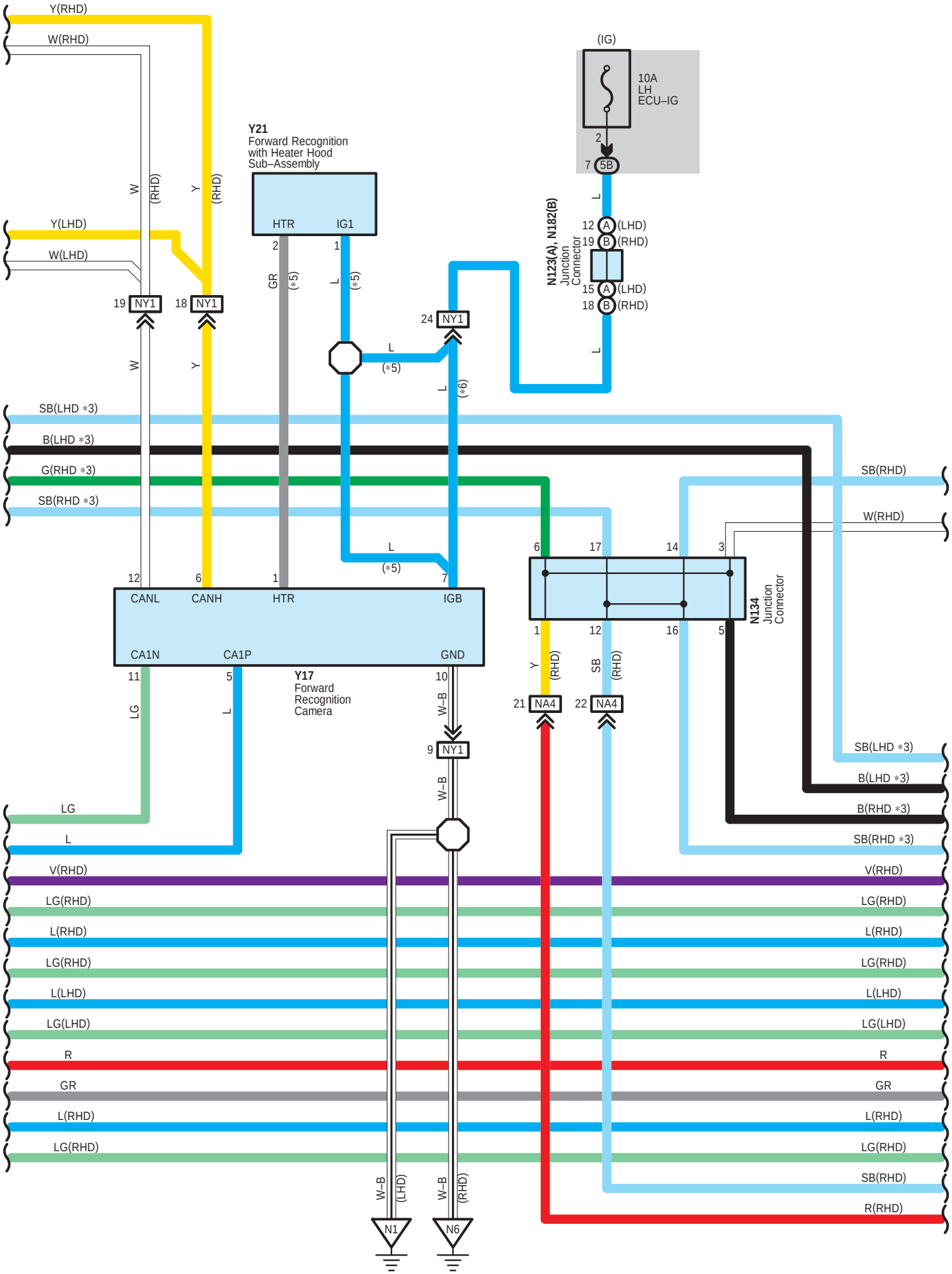
Y(RHD)
W(RHD)
Y(LHD)
W(LHD)
W (RHD)
Y (RHD)
(IG)
10A
LH
ECU–IG
2
7 5B
L
12 A (LHD)
19 B (RHD)
15 A (LHD)
18 B (RHD)
N123(A), N182(B)
Junction
Connector
Y21
Forward Recognition
with Heater Hood
Sub–Assembly
HTR
IG1
2
1
GR (*5)
L (*5)
19 NY1
18 NY1
24 NY1
L (*5)
L (*6)
W
Y
SB(LHD *3)
B(LHD *3)
G(RHD *3)
SB(RHD *3)
SB(RHD)
W(RHD)
L (*5)
6
17
14
3
1
12
16
5
N134
Junction
Connector
12
6
1
7
CANL
CANH
HTR
IGB
CA1N
CA1P
GND
11
5
10
Y17
Forward
Recognition
Camera
LG
L
W–B
9 NY1
W–B
Y (RHD)
SB (RHD)
21 NA4
22 NA4
SB(LHD *3)
B(LHD *3)
B(RHD *3)
SB(RHD *3)
LG
L
V(RHD)
LG(RHD)
L(RHD)
LG(RHD)
L(LHD)
LG(LHD)
R
GR
L(RHD)
LG(RHD)
SB(RHD)
R(RHD)
W–B (LHD)
W–B (RHD)
N1
N6

∗ 3 : w/ DRS and VGRS
∗ 5 : w/ Pre–Crash Safety System Heater
∗ 6 : w/o Pre–Crash Safety System Heater

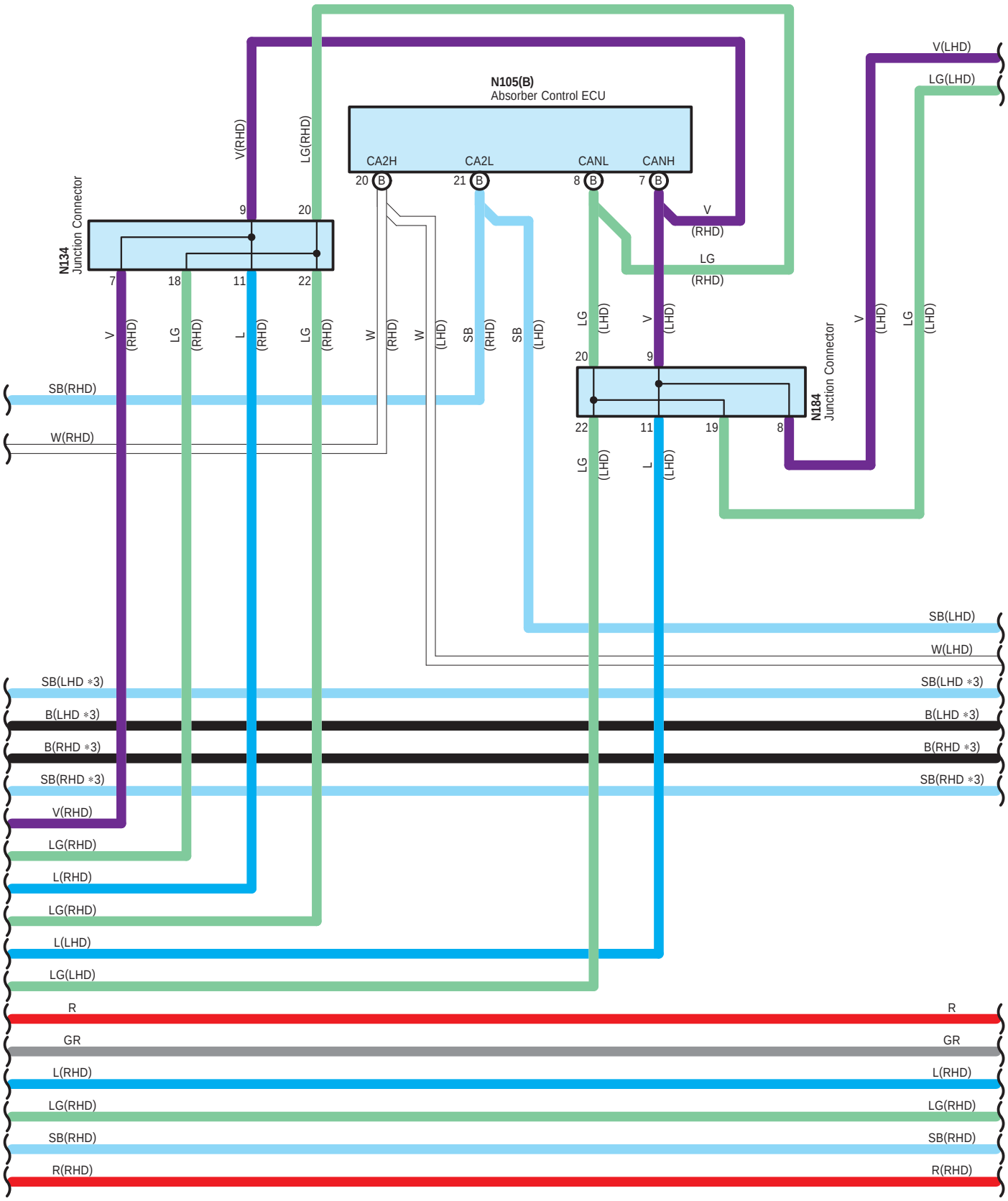

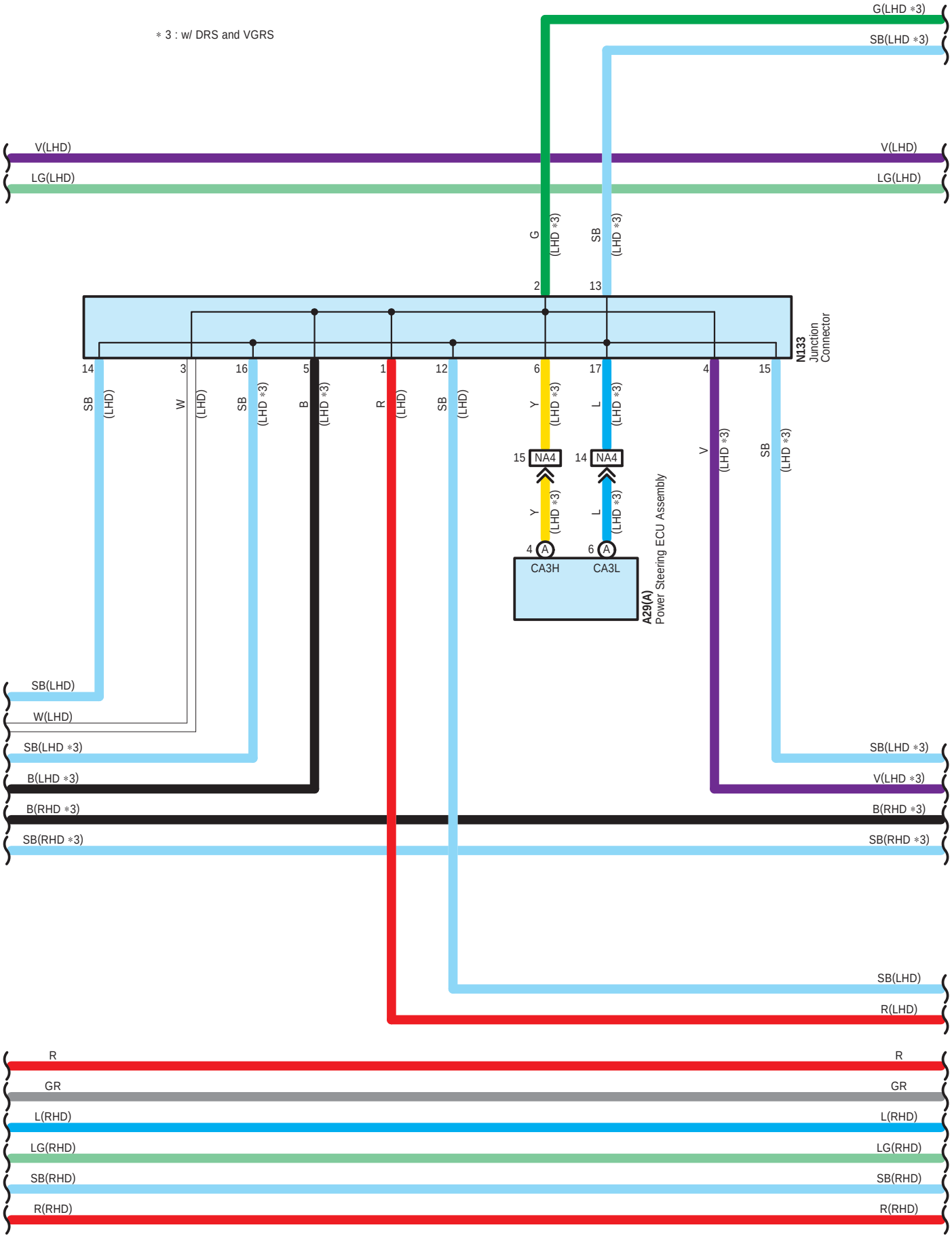
* 3 : w/ DRS and VGRS
G(LHD *3)
SB(LHD *3)
V(LHD)
LG(LHD)
V(LHD)
LG(LHD)
G (LHD *3)
SB (LHD *3)
2
13
N133
Junction Connector
14
3
16
5
1
12
6
17
4
15
SB (LHD)
W (LHD)
SB (LHD *3)
B (LHD *3)
R (LHD)
SB (LHD)
Y (LHD *3)
L (LHD *3)
V (LHD *3)
SB (LHD *3)
15 NA4
14 NA4
Y (LHD *3)
L (LHD *3)
4 A
6 A
CA3H
CA3L
A29(A)
Power Steering ECU Assembly
SB(LHD)
W(LHD)
SB(LHD *3)
B(LHD *3)
SB(LHD *3)
V(LHD *3)
B(RHD *3)
B(RHD *3)
SB(RHD *3)
SB(RHD *3)
SB(LHD)
R(LHD)
R
R
GR
GR
L(RHD)
L(RHD)
LG(RHD)
LG(RHD)
SB(RHD)
SB(RHD)
R(RHD)
R(RHD)

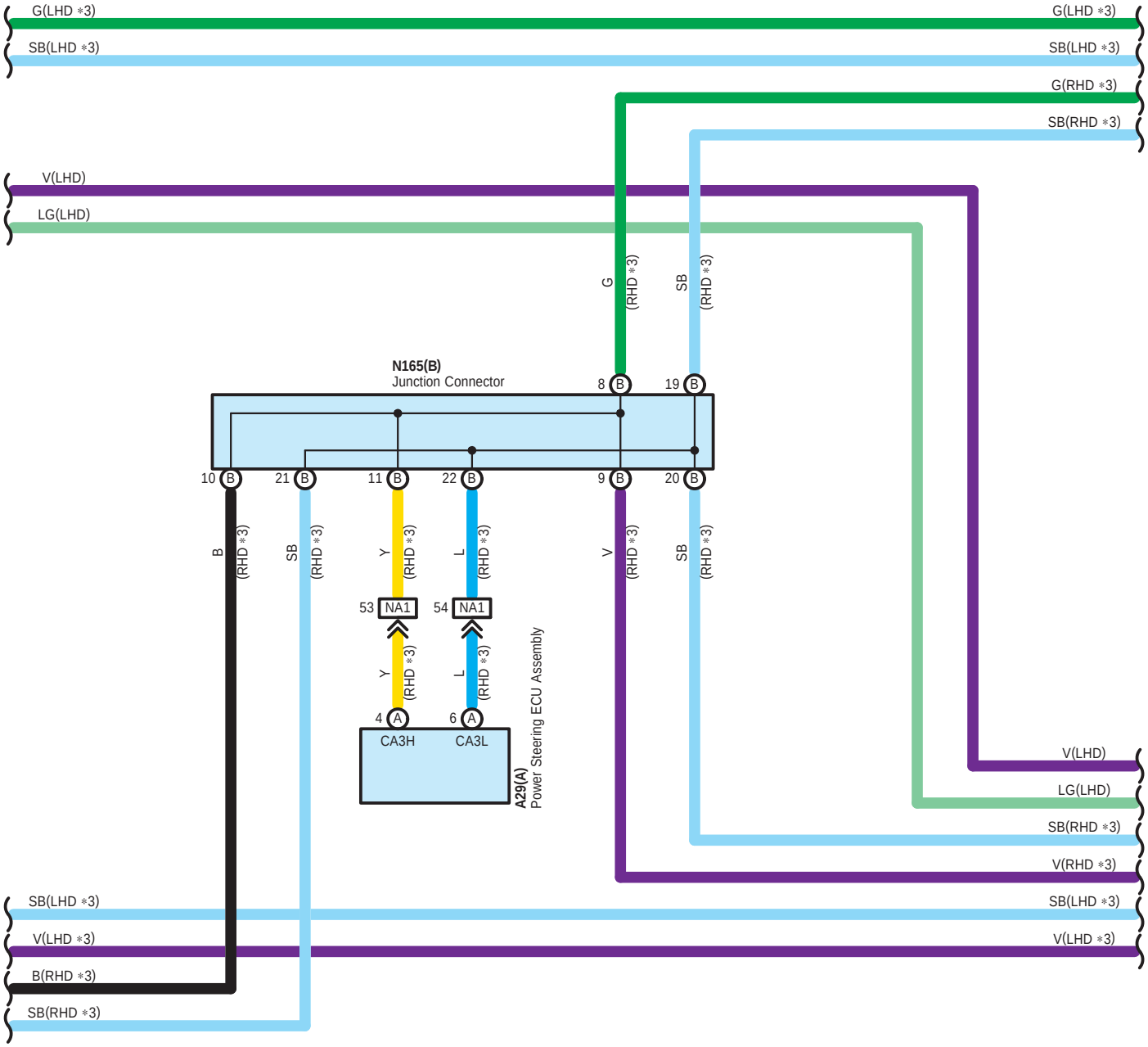
G(LHD *3)
SB(LHD *3)
G(RHD *3)
SB(RHD *3)
V(LHD)
LG(LHD)
G (RHD *3)
SB (RHD *3)
N165(B)
Junction Connector
8 B
19 B
10 B
21 B
11 B
22 B
9 B
20 B
B (RHD *3)
SB (RHD *3)
Y (RHD *3)
L (RHD *3)
V (RHD *3)
SB (RHD *3)
53 NA1
54 NA1
Y (RHD *3)
L (RHD *3)
4 A
6 A
CA3H
CA3L
A29(A)
Power Steering ECU Assembly
V(LHD)
LG(LHD)
SB(RHD *3)
V(RHD *3)
SB(LHD *3)
V(LHD *3)
B(RHD *3)
SB(RHD *3)

SB(LHD)
R(LHD)
R
GR
L(RHD)
LG(RHD)
SB(RHD)
R(RHD)

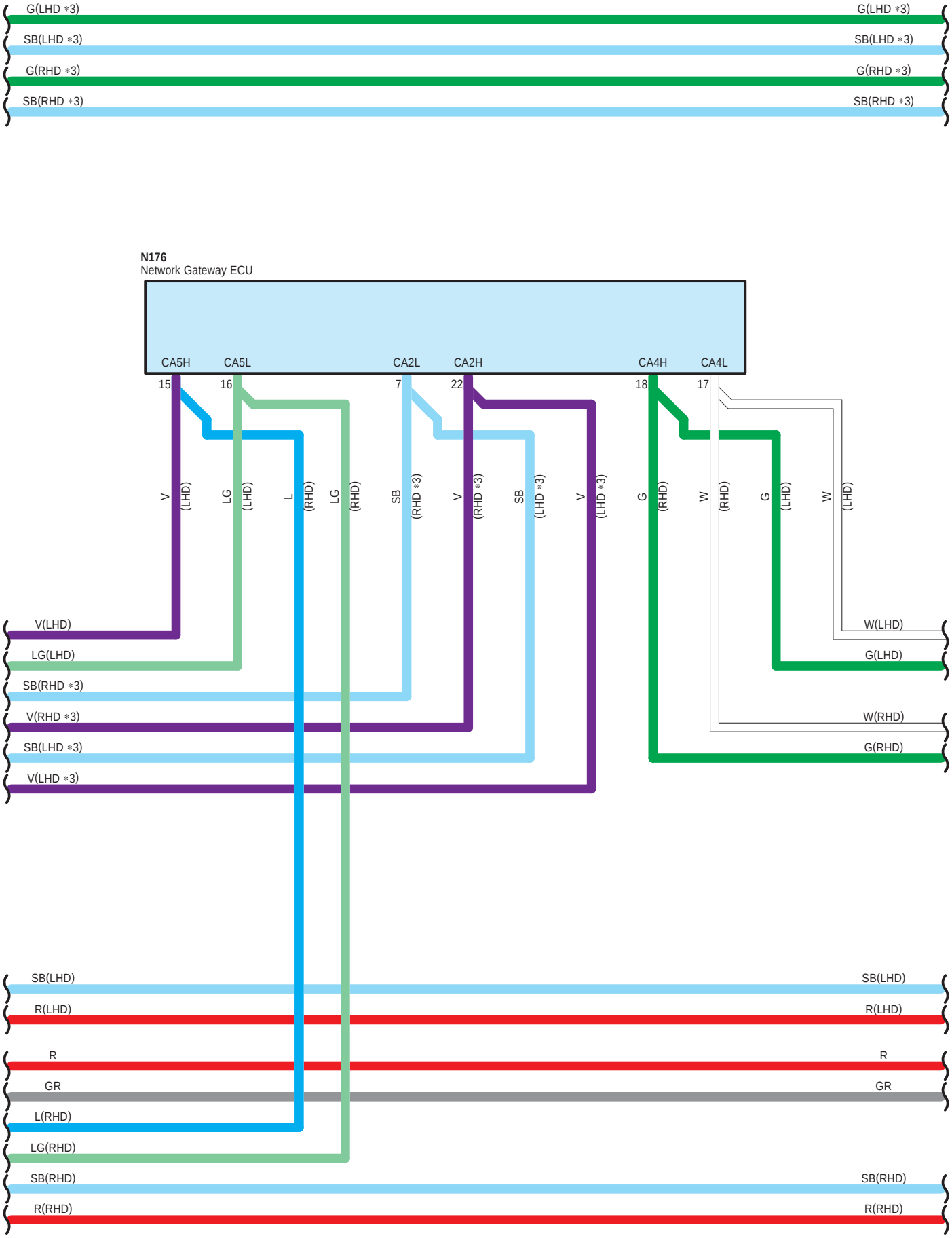
G(LHD *3)
SB(LHD *3)
G(RHD *3)
SB(RHD *3)
N176
Network Gateway ECU
CA5H
CA5L
CA2L
CA2H
CA4H
CA4L
15
16
7
22
18
17
V (LHD)
LG (LHD)
L (RHD)
LG (RHD)
SB (RHD *3)
V (RHD *3)
SB (LHD *3)
V (LHD *3)
G (RHD)
W (RHD)
G (LHD)
W (LHD)
V(LHD)
LG(LHD)
SB(RHD *3)
V(RHD *3)
SB(LHD *3)
V(LHD *3)
W(LHD)
G(LHD)
W(RHD)
G(RHD)
SB(LHD)
R(LHD)
R
GR
L(RHD)
LG(RHD)
SB(RHD)
R(RHD)

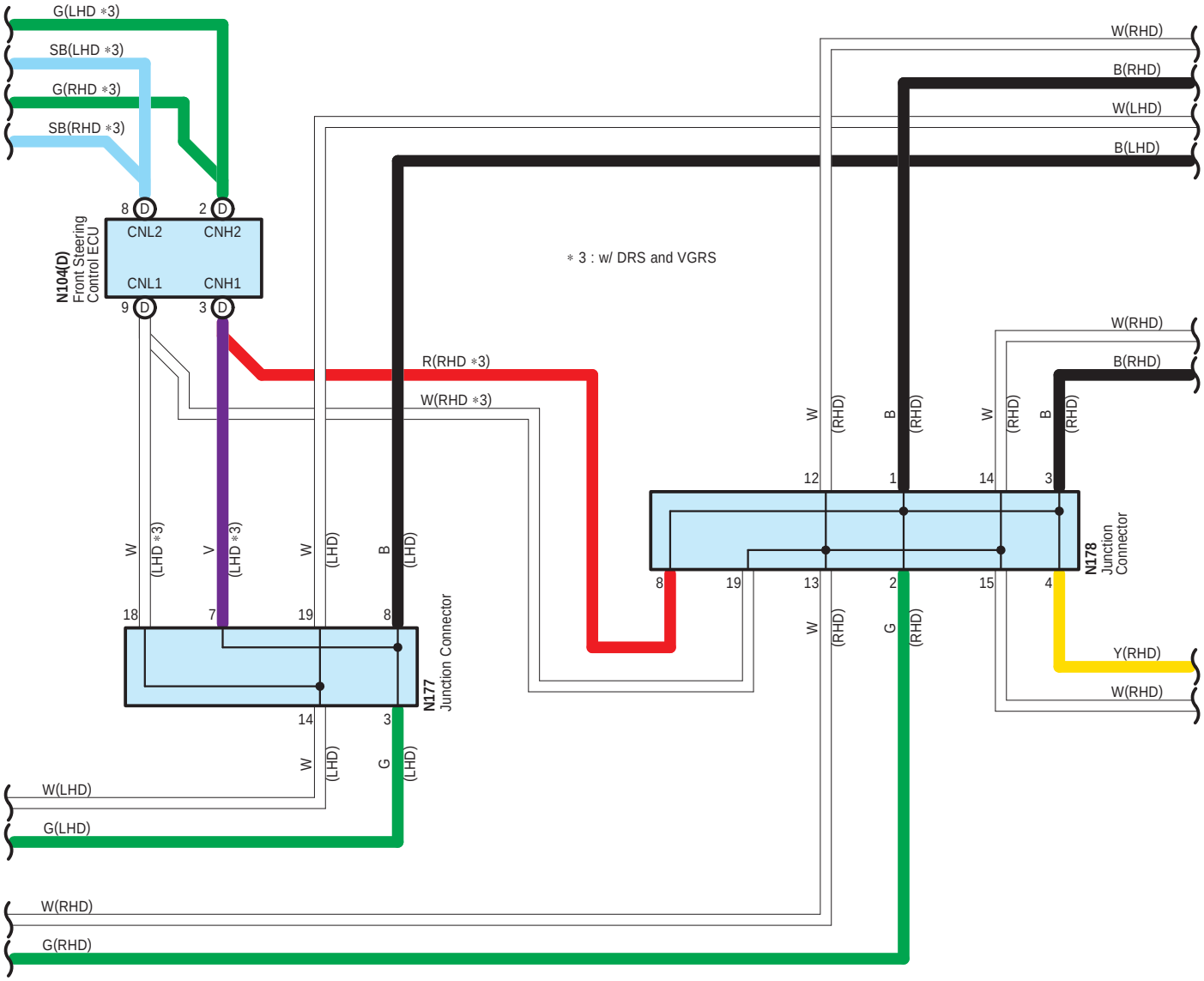
G(LHD ∗3)
SB(LHD ∗3)
G(RHD ∗3)
SB(RHD ∗3)
N104(D)
Front Steering Control ECU
CNL2
CNH2
CNL1
CNH1
∗ 3 : w/ DRS and VGRS
R(RHD ∗3)
W(RHD ∗3)
W(RHD)
B(RHD)
W(LHD)
B(LHD)
N177
Junction Connector
N178
Junction Connector
Y(RHD)
W(LHD)
G(LHD)
W(RHD)
G(RHD)

SB(LHD)
R(LHD)
R
GR
SB(RHD)
R(RHD)

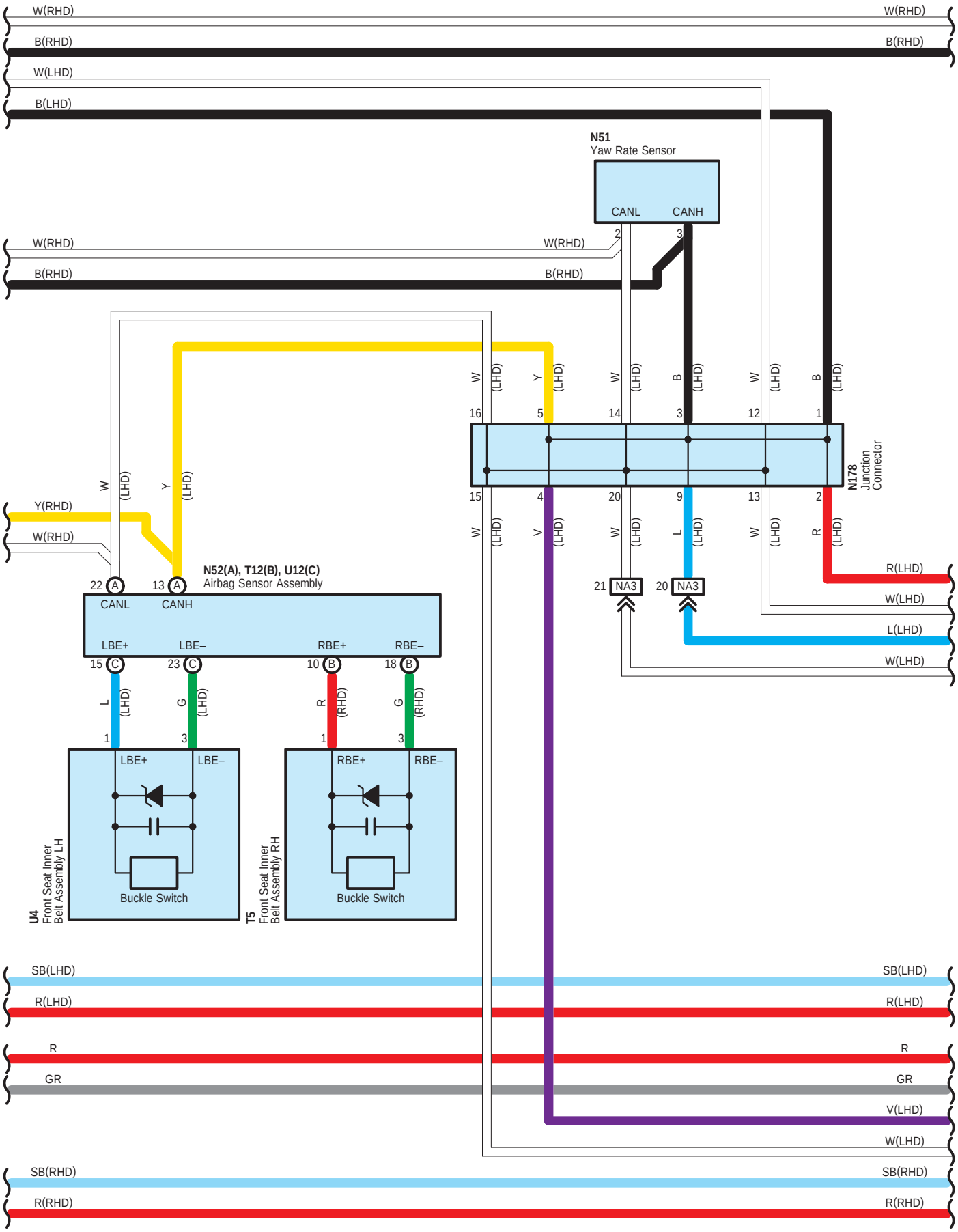
W(RHD)
B(RHD)
W(LHD)
B(LHD)
N51
Yaw Rate Sensor
CANL
CANH
Y(RHD)
N52(A), T12(B), U12(C)
Airbag Sensor Assembly
LBE+
LBE–
RBE+
RBE–
Buckle Switch
U4
Front Seat Inner Belt Assembly LH
T5
Front Seat Inner Belt Assembly RH
N178
Junction Connector
NA3
R(LHD)
L(LHD)
V(LHD)
SB(LHD)
R
GR
SB(RHD)
R(RHD)

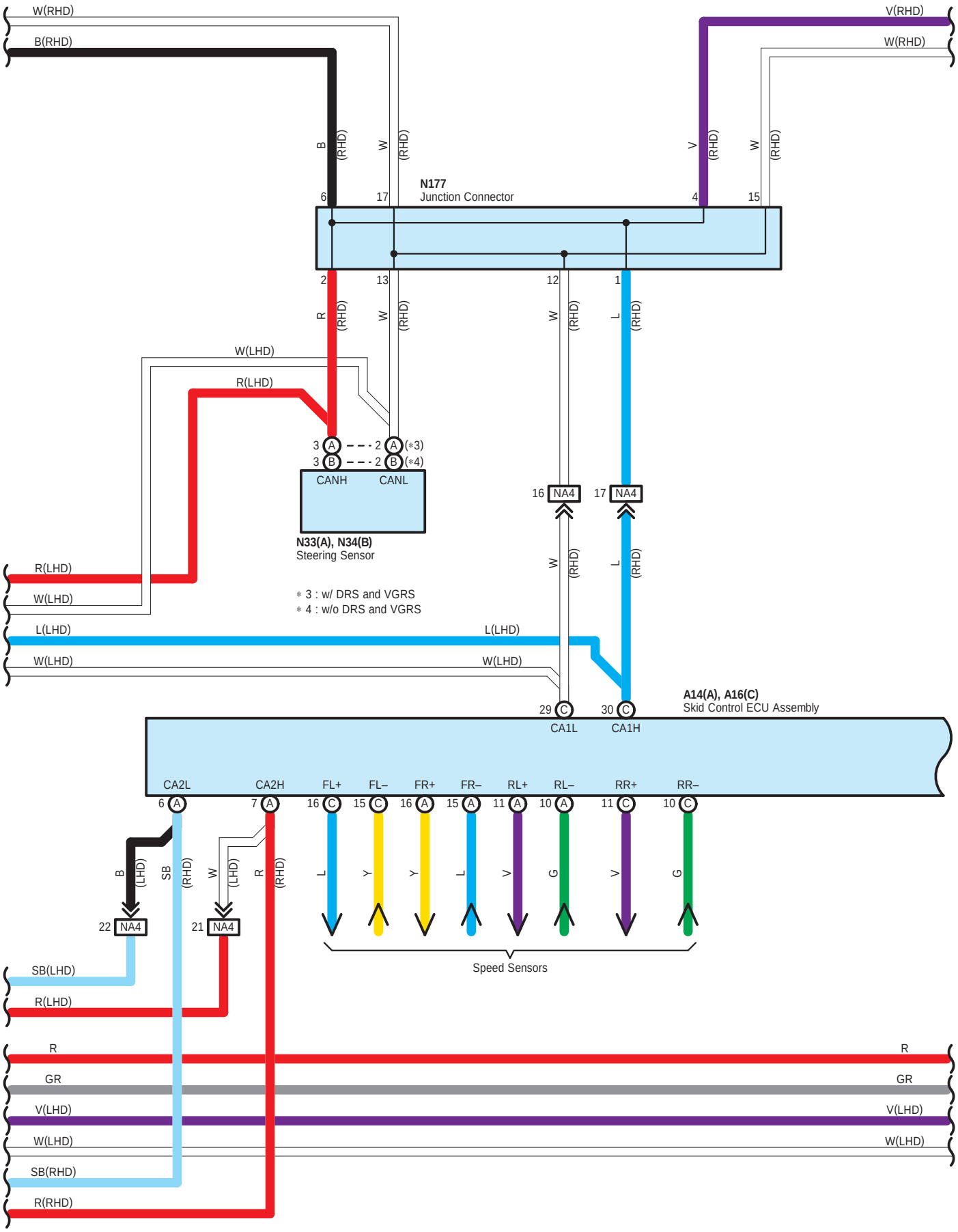
W(RHD)
B(RHD)
V(RHD)
W(RHD)
N177
Junction Connector
W(LHD)
R(LHD)
CANH
CANL
N33(A), N34(B)
Steering Sensor
* 3 : w/ DRS and VGRS
* 4 : w/o DRS and VGRS
NA4
L(LHD)
A14(A), A16(C)
Skid Control ECU Assembly
CA1L
CA1H
CA2L
CA2H
FL+
FL–
FR+
FR–
RL+
RL–
RR+
RR–
SB(LHD)
SB(RHD)
Speed Sensors
R
GR
V(LHD)
W(LHD)
SB(RHD)
R(RHD)

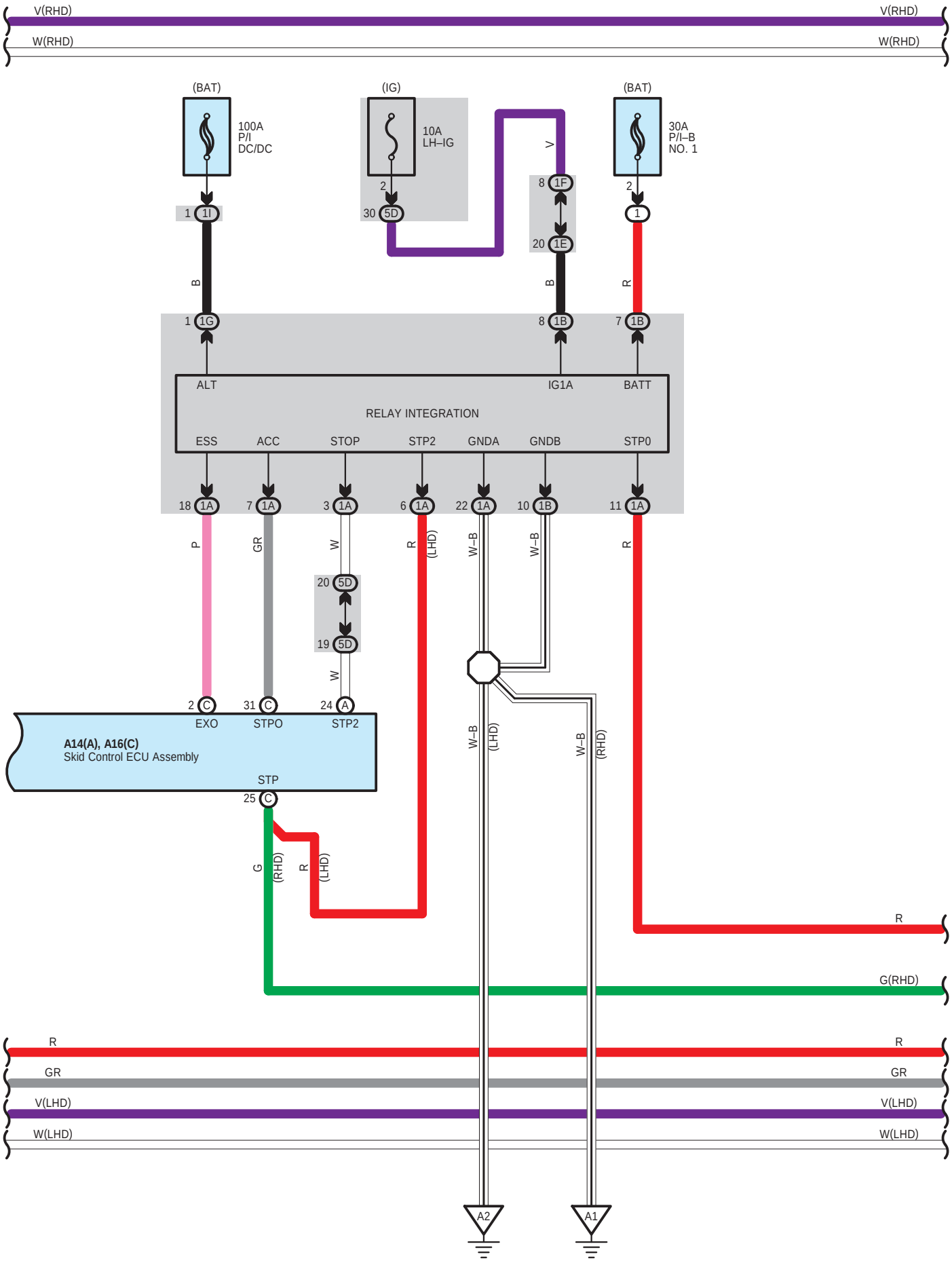
V(RHD)
W(RHD)
(BAT)
100A
P/I
DC/DC
(IG)
10A
LH–IG
(BAT)
30A
P/I–B
NO. 1
1 1I
2
30 5D
8 1F
20 1E
2
1
B
B
R
1 1G
8 1B
7 1B
ALT
IG1A
BATT
RELAY INTEGRATION
ESS
ACC
STOP
STP2
GNDA
GNDB
STP0
18 1A
7 1A
3 1A
6 1A
22 1A
10 1B
11 1A
P
GR
W
R
(LHD)
W–B
W–B
R
20 5D
19 5D
W
2 C
31 C
24 A
EXO
STPO
STP2
A14(A), A16(C)
Skid Control ECU Assembly
STP
25 C
W–B
(LHD)
W–B
(RHD)
G
(RHD)
R
(LHD)
R
G(RHD)
R
R
GR
GR
V(LHD)
V(LHD)
W(LHD)
W(LHD)
A2
A1

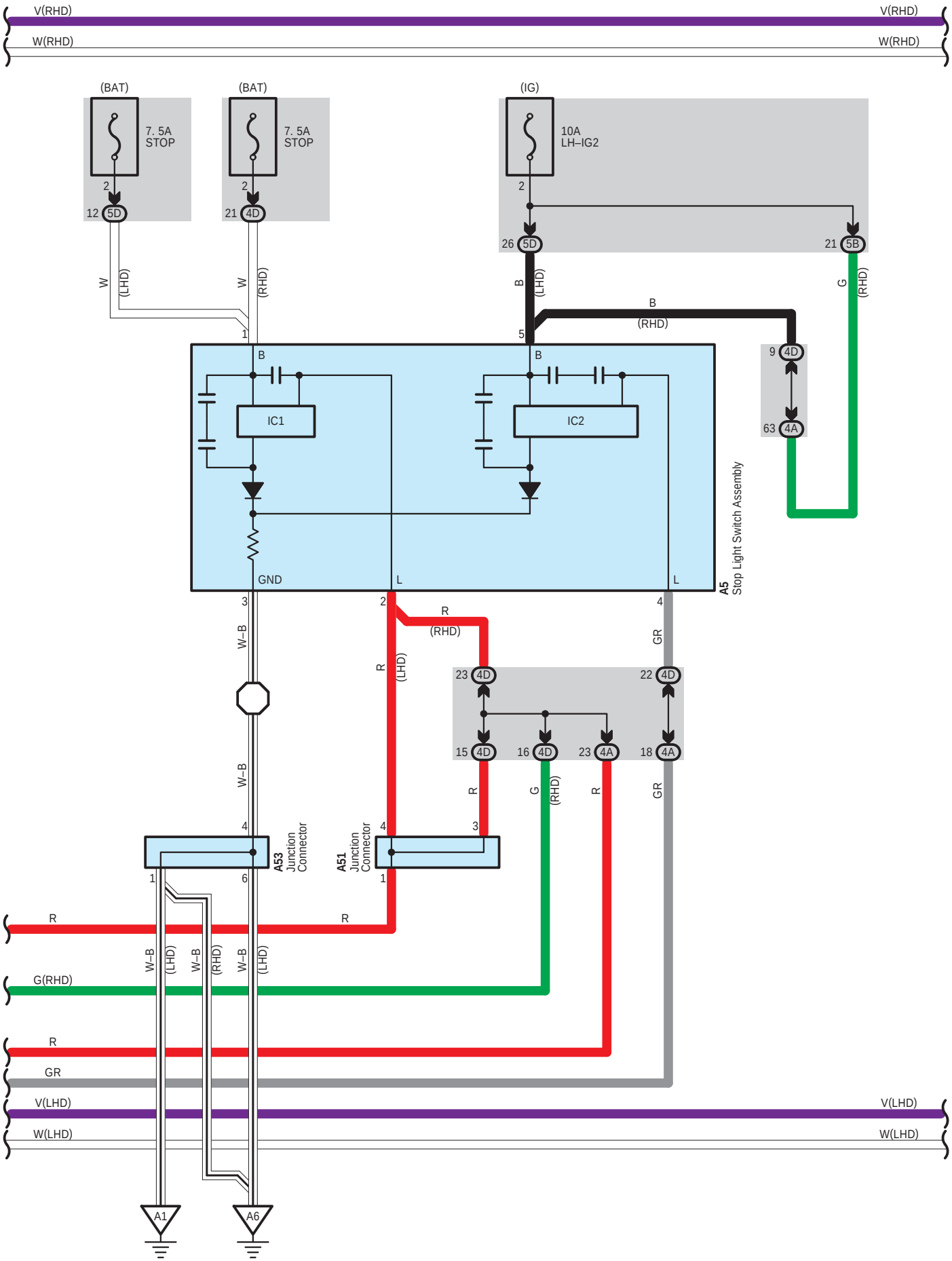
V(RHD)
W(RHD)
(BAT)
7. 5A
STOP
12 5D
21 4D
(IG)
10A
LH–IG2
26 5D
21 5B
W (LHD)
W (RHD)
B (LHD)
B (RHD)
G (RHD)
IC1
IC2
GND
L
9 4D
63 4A
A5
Stop Light Switch Assembly
W–B
R (RHD)
R (LHD)
GR
23 4D
22 4D
15 4D
16 4D
23 4A
18 4A
G (RHD)
A53
Junction
Connector
A51
Junction
Connector
G(RHD)
V(LHD)
W(LHD)
A1
A6

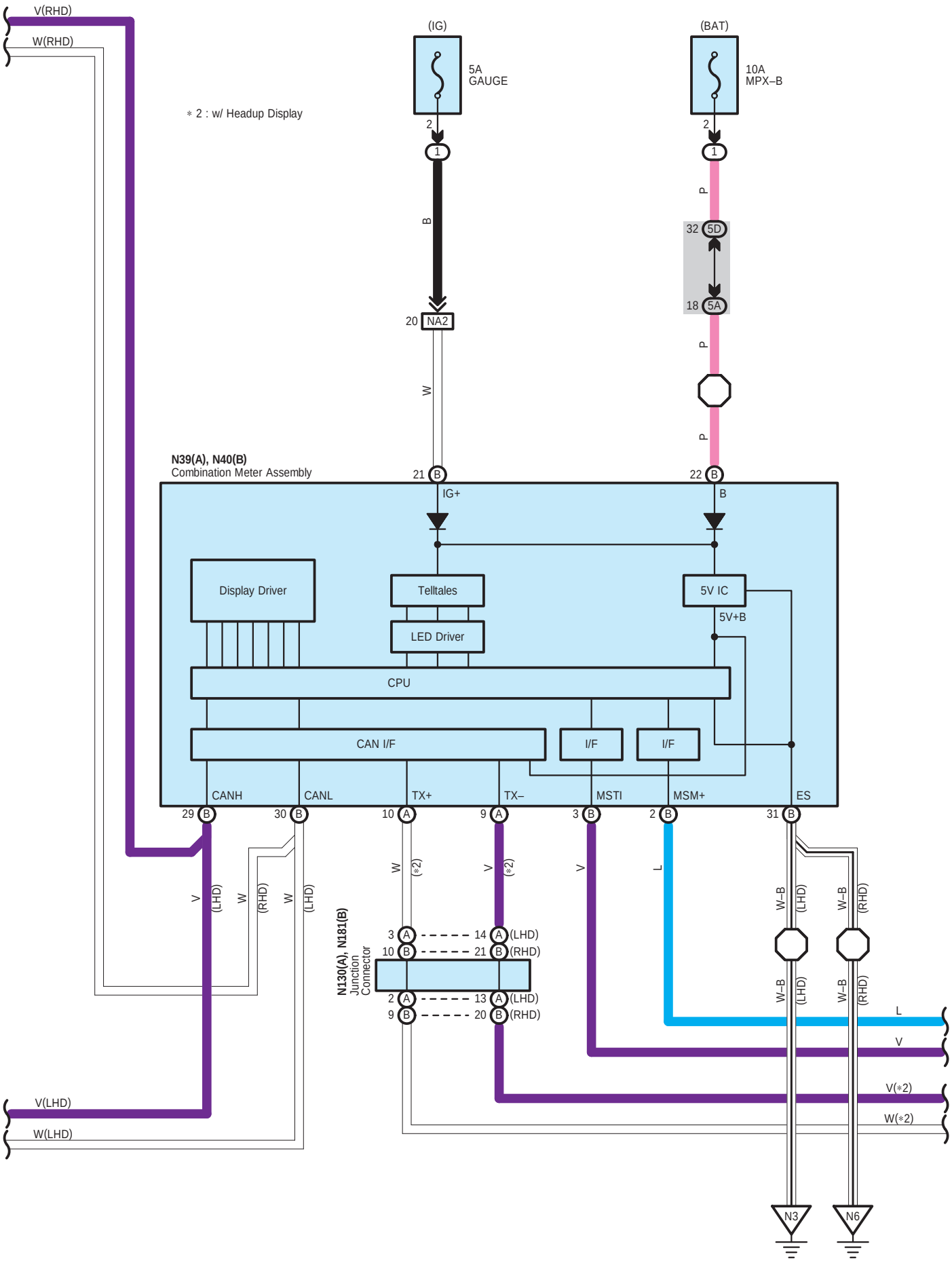
V(RHD)
W(RHD)
(IG)
5A
GAUGE
(BAT)
10A
MPX–B
∗ 2 : w/ Headup Display
2
1
B
20
NA2
W
P
32
5D
18
5A
N39(A), N40(B)
Combination Meter Assembly
21
22
IG+
B
Display Driver
Telltales
LED Driver
5V IC
5V+B
CPU
CAN I/F
I/F
I/F
CANH
CANL
TX+
TX–
MSTI
MSM+
ES
29
30
10
9
3
2
31
V
(LHD)
W
(RHD)
(∗2)
L
W–B
N130(A), N181(B)
Junction
Connector
14
21
13
20
V(LHD)
W(LHD)
V(∗2)
W(∗2)
N3
N6

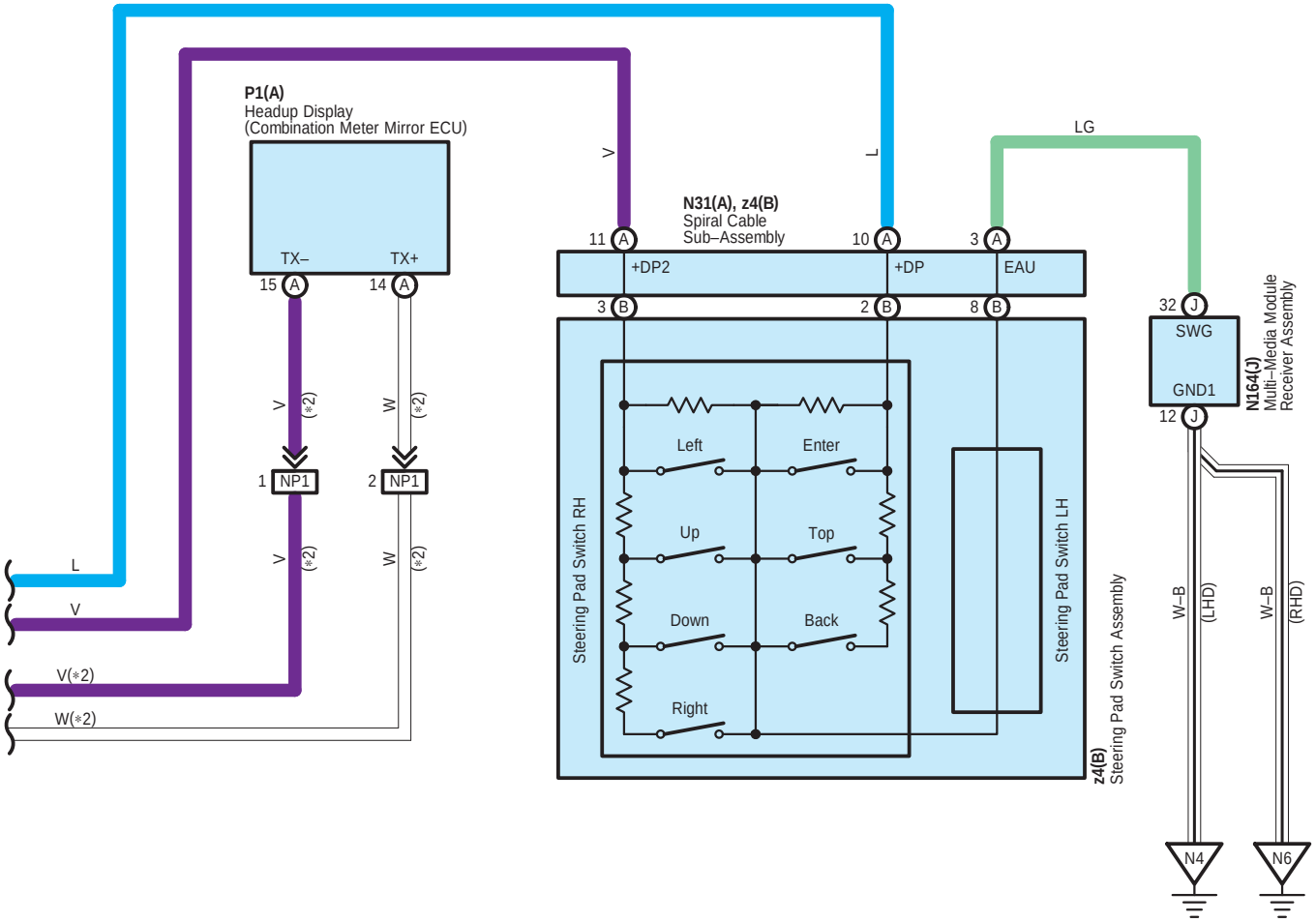
P1(A)
Headup Display
(Combination Meter Mirror ECU)
TX–
TX+
15 A
14 A
V
W
(*2)
1 NP1
2 NP1
L
V
V(*2)
W(*2)
N31(A), z4(B)
Spiral Cable
Sub–Assembly
11 A
10 A
3 A
+DP2
+DP
EAU
3 B
2 B
8 B
LG
32 J
SWG
GND1
12 J
N164(J)
Multi–Media Module
Receiver Assembly
Left
Enter
Up
Top
Down
Back
Right
Steering Pad Switch RH
Steering Pad Switch LH
z4(B)
Steering Pad Switch Assembly
W–B
(LHD)
(RHD)
N4
N6

A 5
White

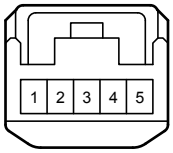

A 14
Black

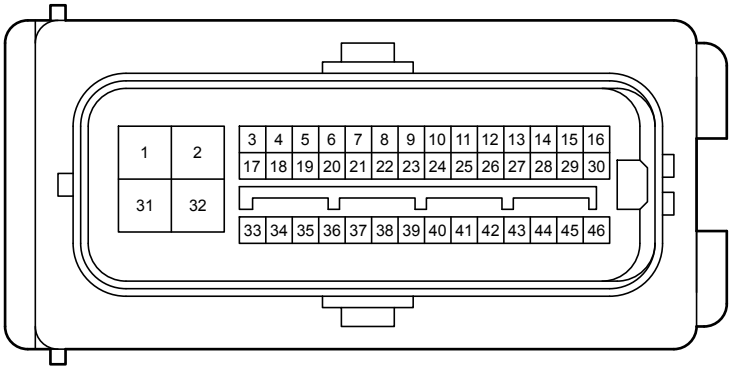

A 16
Gray

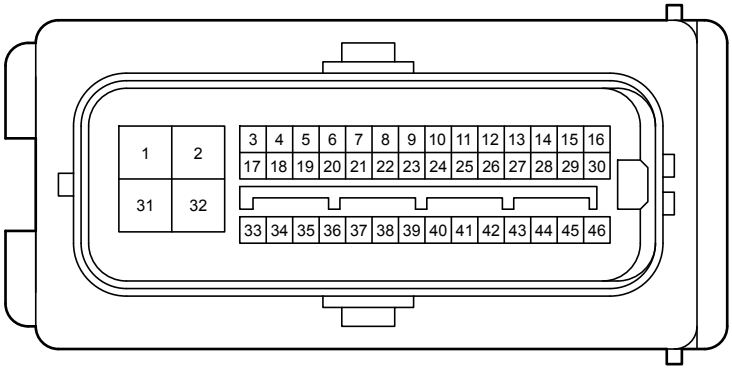

A 29
Black

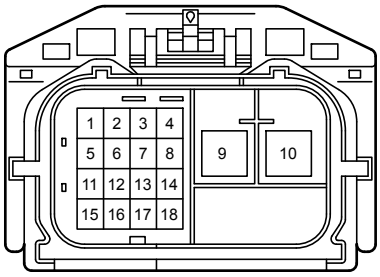

A 51
Blue

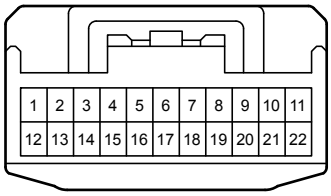

A 53
White

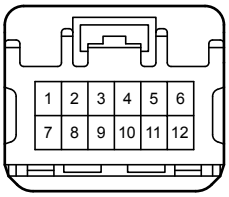

B 17
Black



N 1
Blue

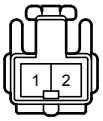

N 31
Black

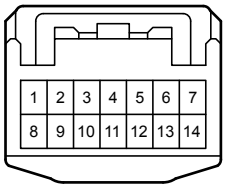

N 33
White

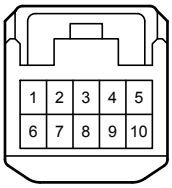

N 34
Black



N 39
Black

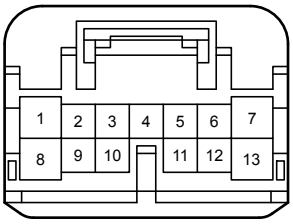

N 40
Black

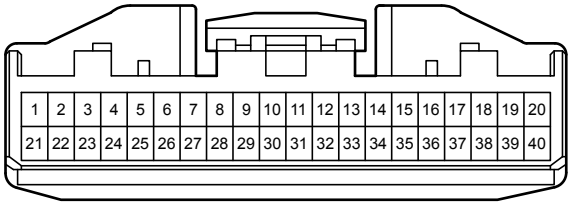

N 51
Black



N 52
Yellow

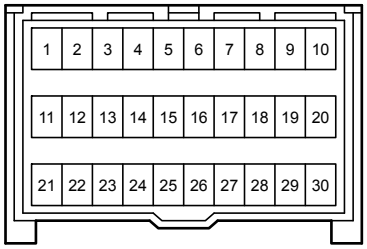

N104
White

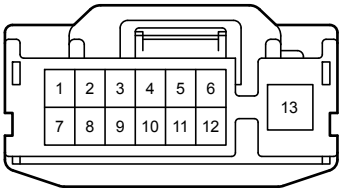

N105
Black

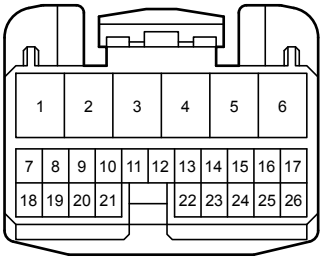

N123
Blue

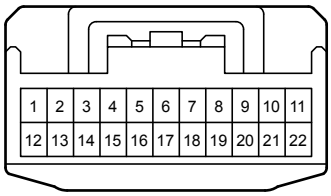

N127
Blue

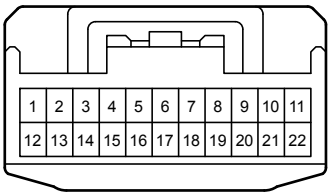

N130
Black

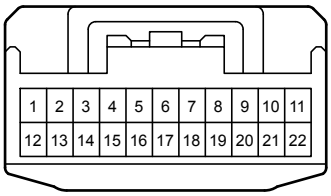

N131
Gray

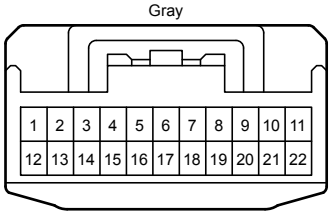

N133
Black

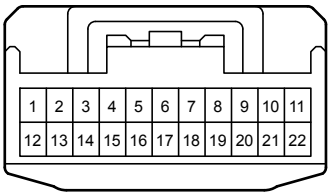

N134
Black

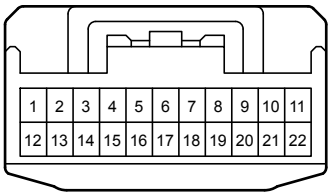

N164
White

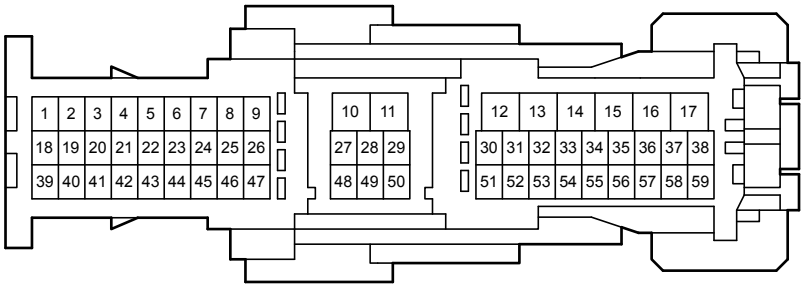

N165
Black

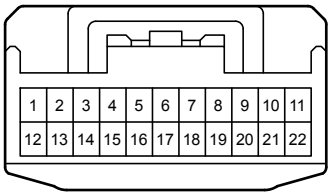

N173
White

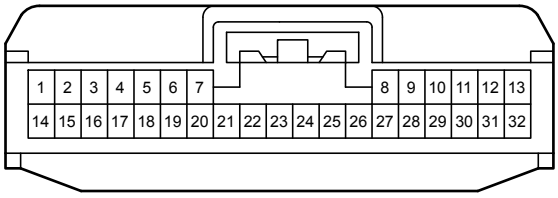

N176
Black

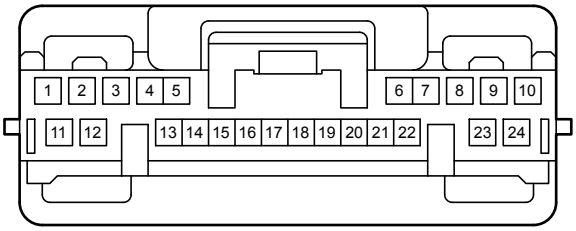

N177
Gray

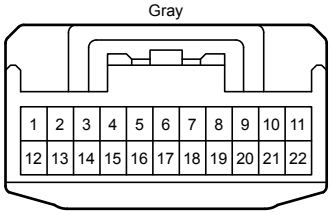

N178
Gray

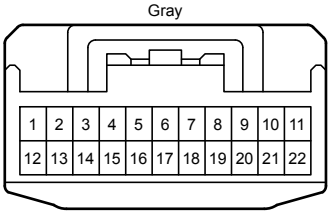

N181
Black

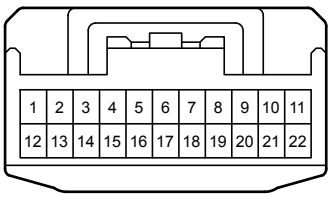

N182
Black

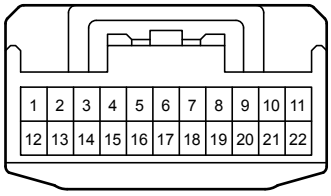

N184
Blue

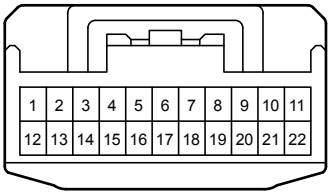

P 1
White

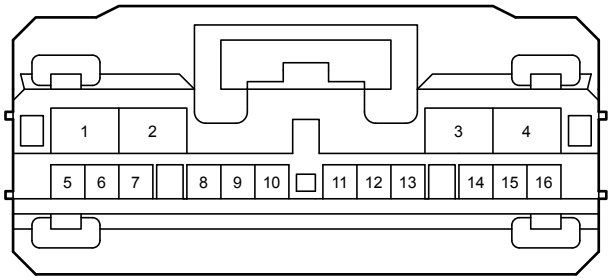

T 5
White

T 12
Yellow

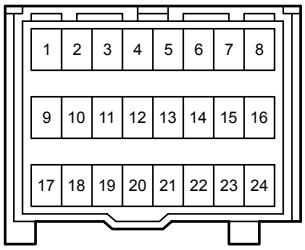

U 4
White

U 12
Yellow

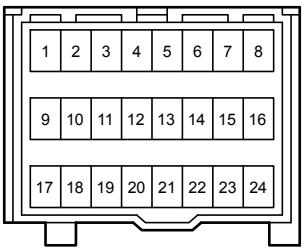

Y 17
Gray

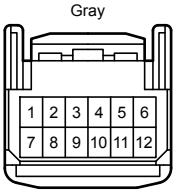

Y 21
Black



z 4
Black

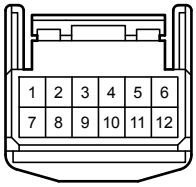

1A
Black

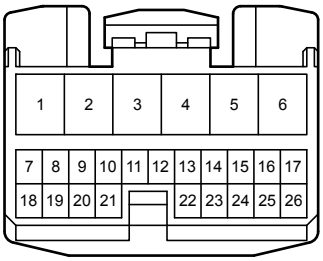

1B
Black

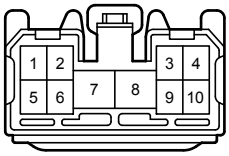

1E
White

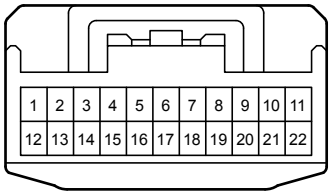

1F
White

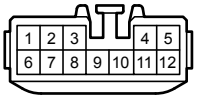

1G
Black

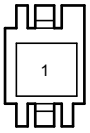

1I
White

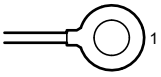

4A
White

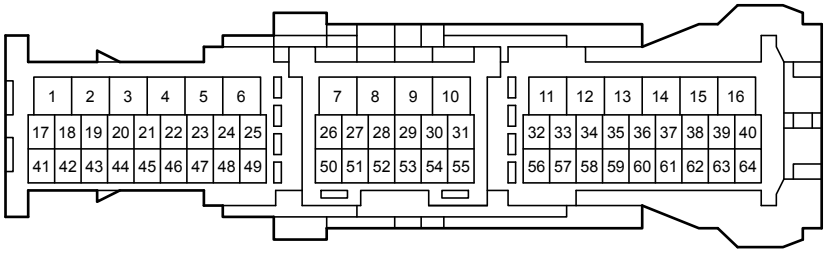

4D
White

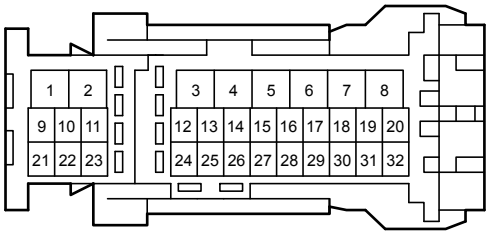

5A
White

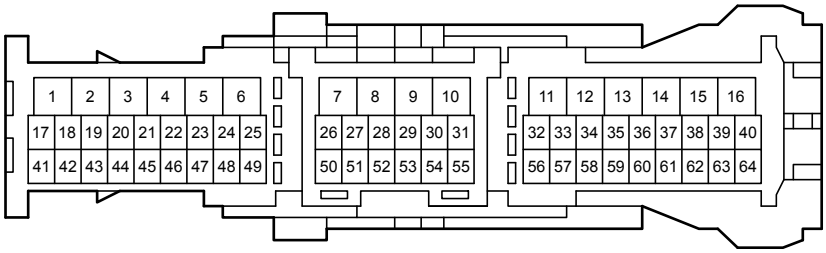

5B
White

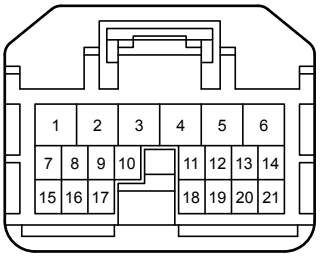

5D
White

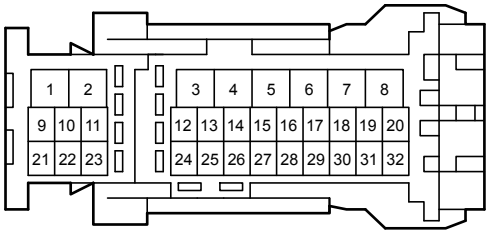

6B
White

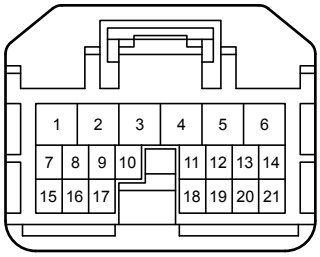

AU1
White

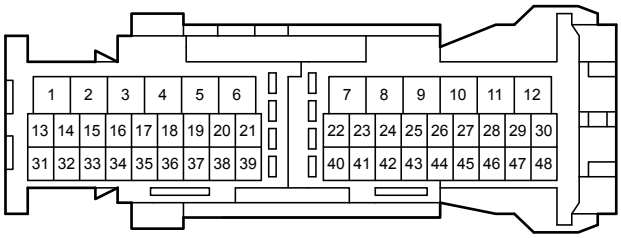

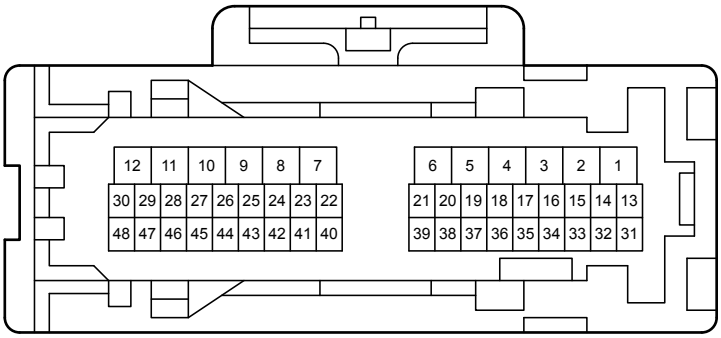

BA2
White

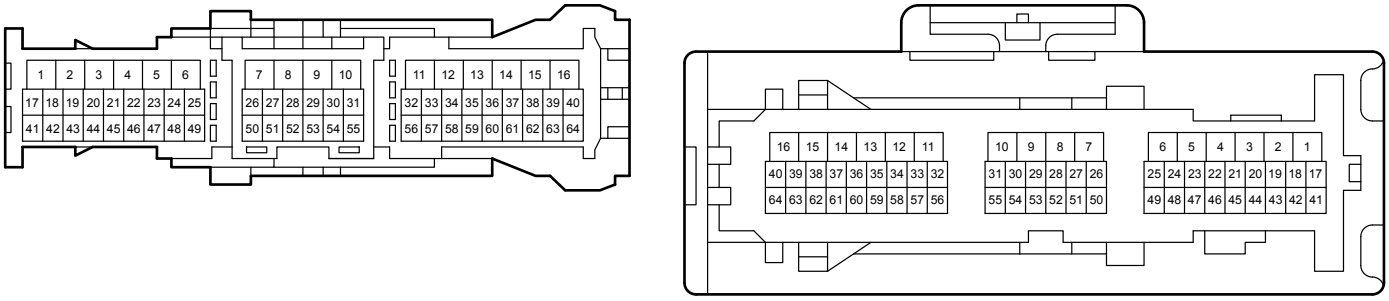

NA1
White

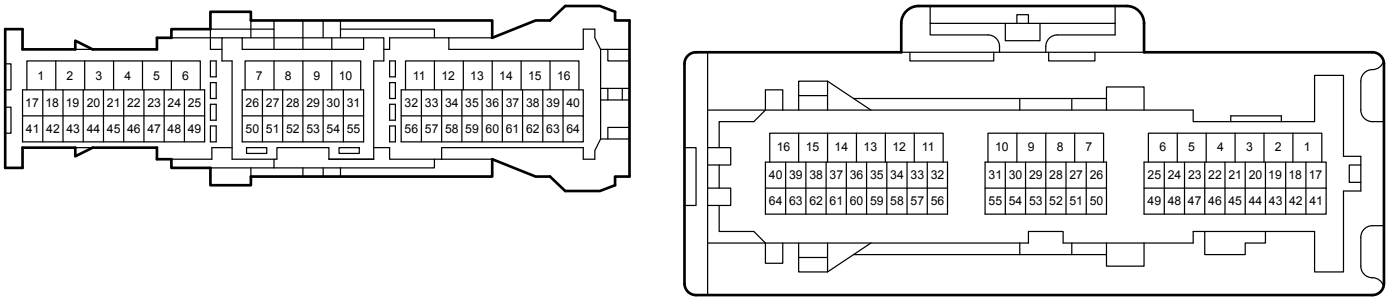

NA2
White

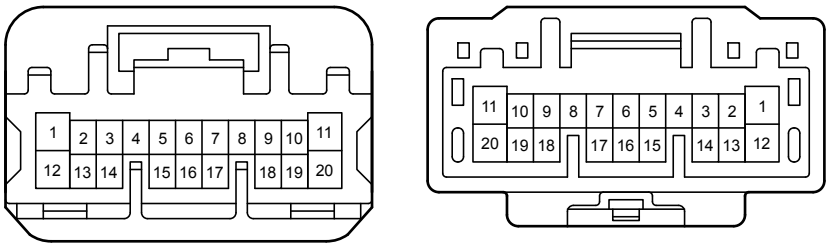

NA3
White

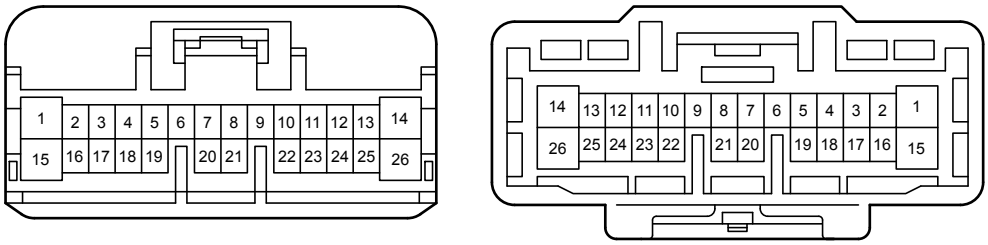

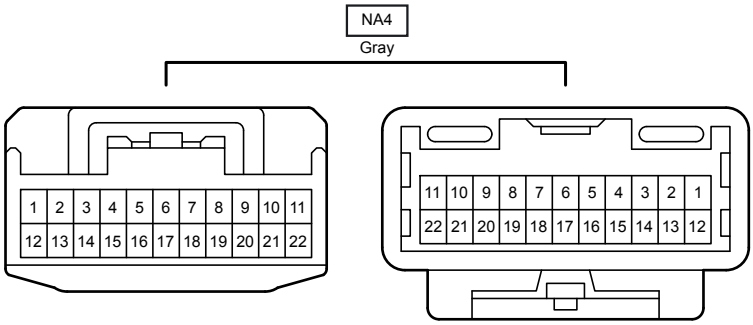
NA4
Gray
1 2 3 4 5 6 7 8 9 10 11
12 13 14 15 16 17 18 19 20 21 22
11 10 9 8 7 6 5 4 3 2 1
22 21 20 19 18 17 16 15 14 13 12

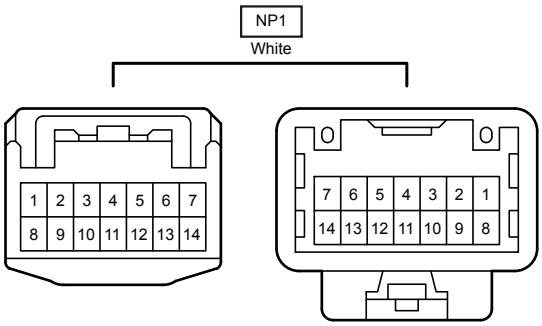
NP1
White
1 2 3 4 5 6 7
8 9 10 11 12 13 14
7 6 5 4 3 2 1
14 13 12 11 10 9 8

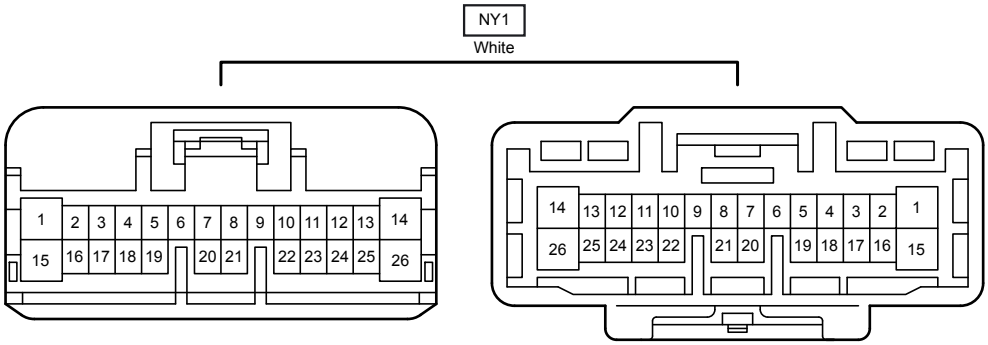
NY1
White
1 2 3 4 5 6 7 8 9 10 11 12 13 14
15 16 17 18 19 20 21 22 23 24 25 26
14 13 12 11 10 9 8 7 6 5 4 3 2 1
26 25 24 23 22 21 20 19 18 17 16 15