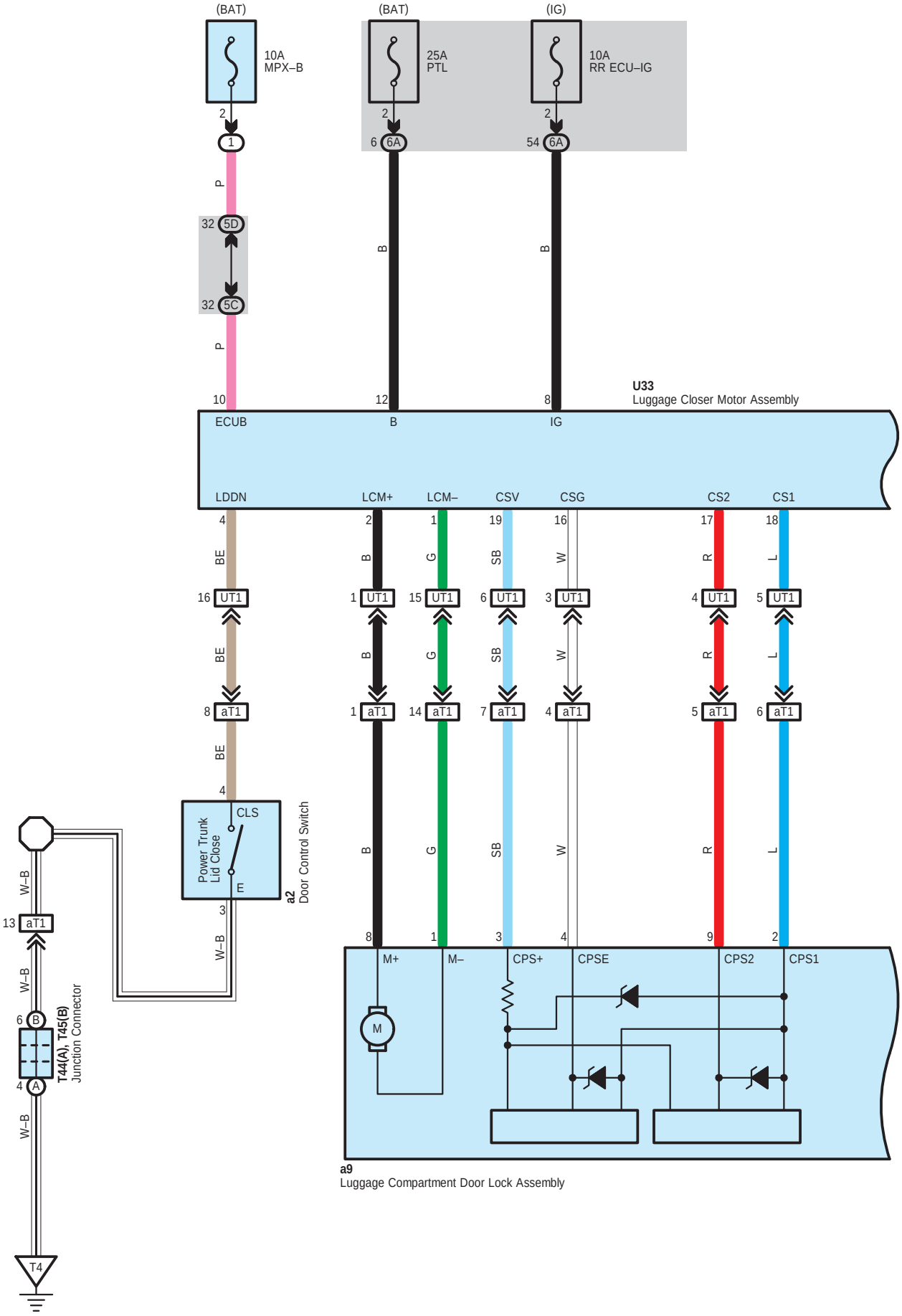
(BAT)
10A
MPX–B
(BAT)
25A
PTL
(IG)
10A
RR ECU–IG
U33
Luggage Closer Motor Assembly
ECUB
B
IG
LDDN
LCM+
LCM–
CSV
CSG
CS2
CS1
Power Trunk Lid Close
CLS
E
a2
Door Control Switch
M+
M–
CPS+
CPSE
CPS2
CPS1
M
a9
Luggage Compartment Door Lock Assembly
T44(A), T45(B)
Junction Connector
T4

∗12 : Before Sep. 2014 Production
∗13 : From Sep. 2014 Production

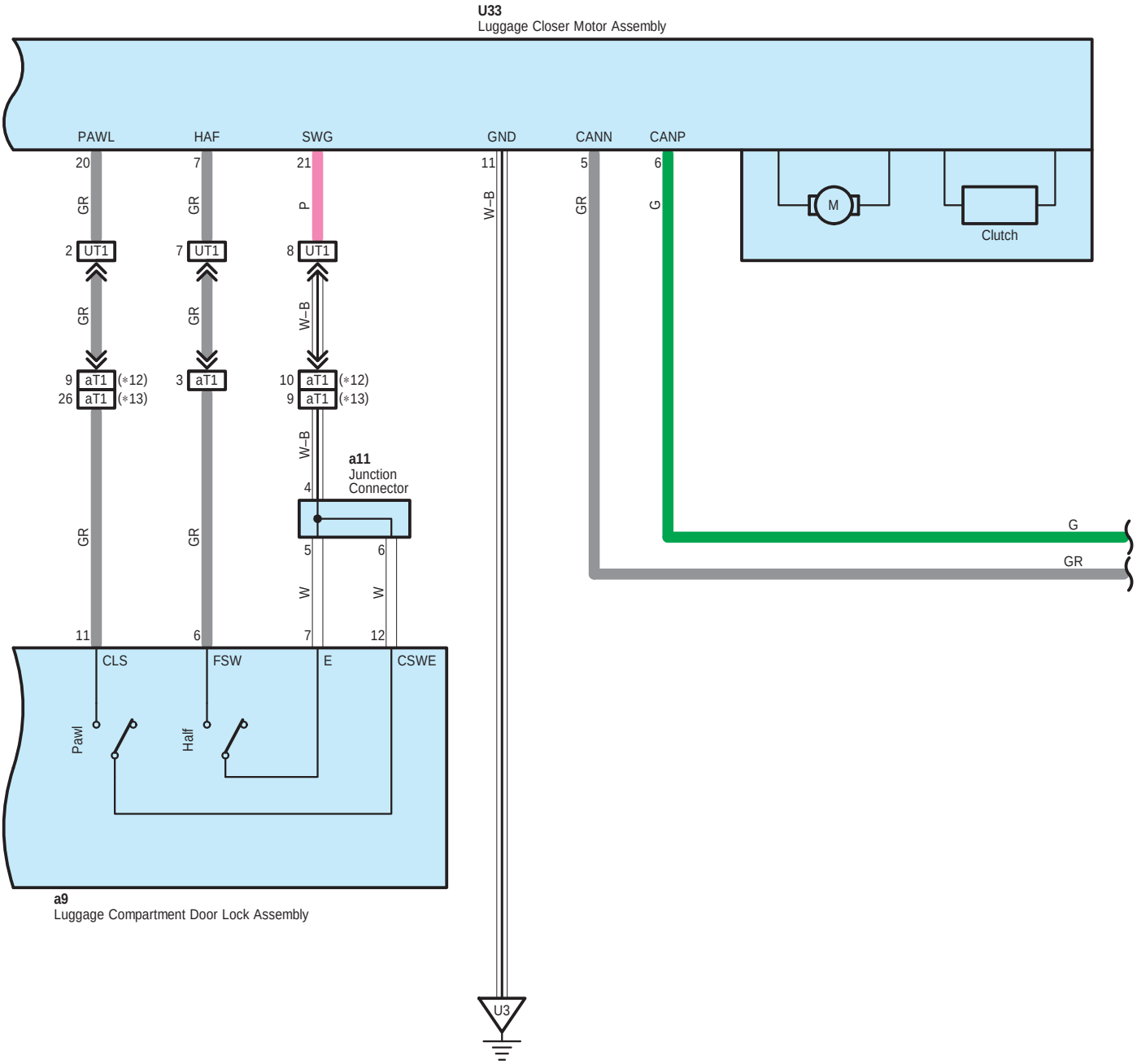

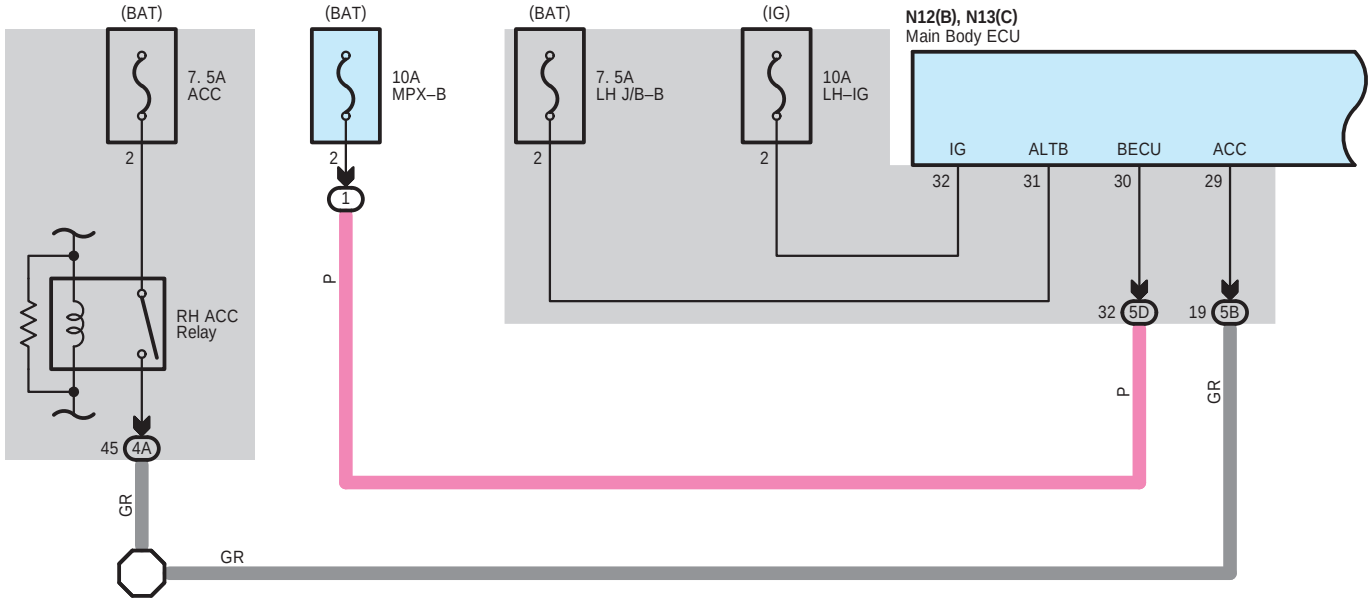
(BAT)
7. 5A
ACC
2
RH ACC
Relay
45
4A
GR
(BAT)
10A
MPX–B
2
1
P
(BAT)
7. 5A
LH J/B–B
2
(IG)
10A
LH–IG
2
N12(B), N13(C)
Main Body ECU
IG
ALTB
BECU
ACC
32
31
30
29
32
5D
19
5B
P
GR
GR

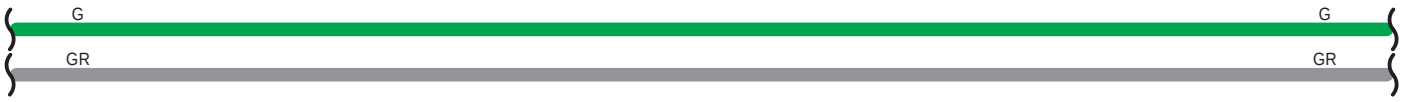
G
G
GR
GR

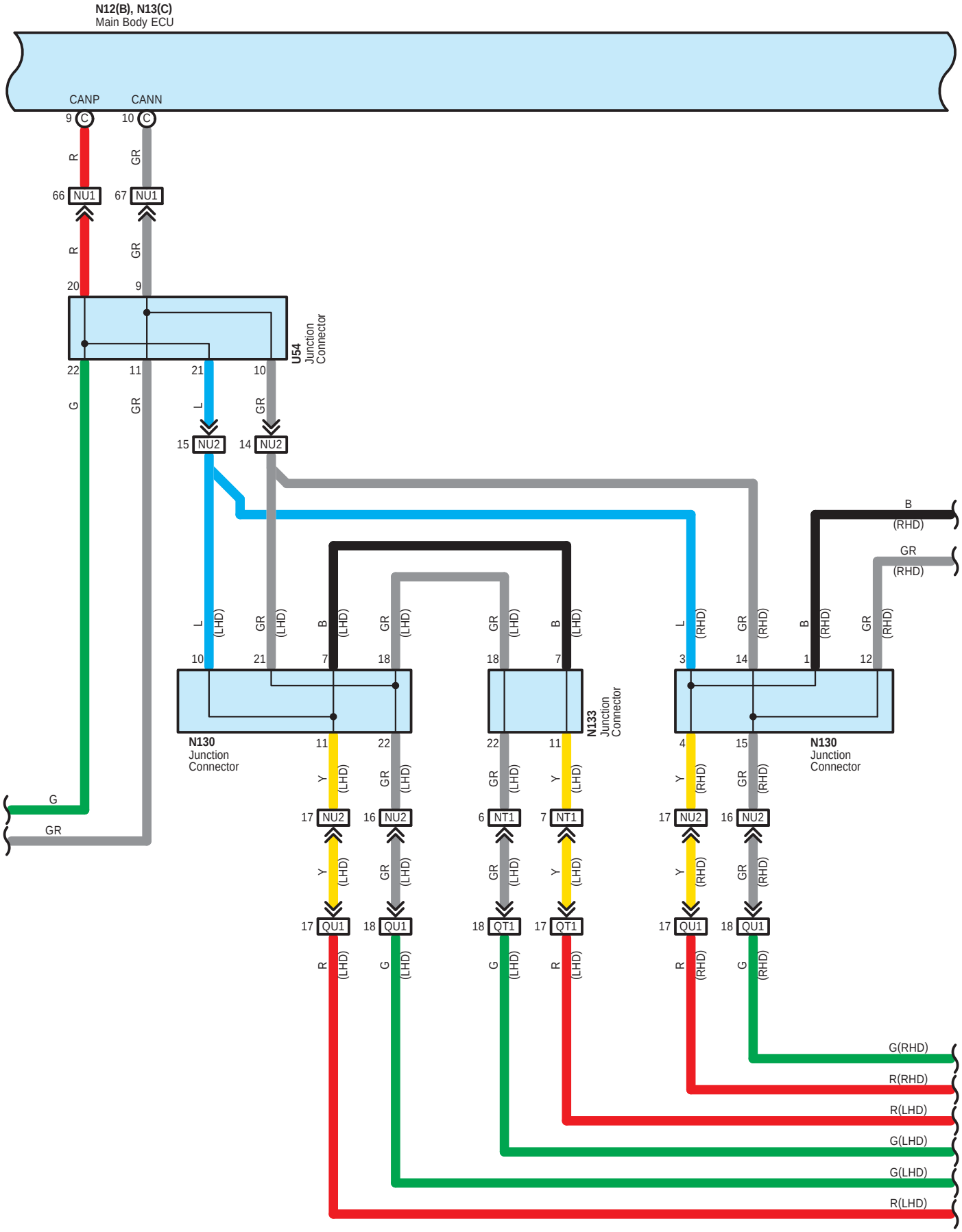
N12(B), N13(C)
Main Body ECU
CANP
CANN
9 C
10 C
R
GR
66 NU1
67 NU1
R
GR
20
9
U54
Junction
Connector
22
11
21
10
G
GR
L
GR
15 NU2
14 NU2
B
(RHD)
GR
(RHD)
L (LHD)
GR (LHD)
B (LHD)
GR (LHD)
GR (LHD)
B (LHD)
L (RHD)
GR (RHD)
B (RHD)
GR (RHD)
10
21
7
18
18
7
3
14
1
12
N130
Junction
Connector
N133
Junction
Connector
N130
Junction
Connector
11
22
22
11
4
15
Y (LHD)
GR (LHD)
GR (LHD)
Y (LHD)
Y (RHD)
GR (RHD)
G
GR
17 NU2
16 NU2
6 NT1
7 NT1
17 NU2
16 NU2
Y (LHD)
GR (LHD)
GR (LHD)
Y (LHD)
Y (RHD)
GR (RHD)
17 QU1
18 QU1
18 QT1
17 QT1
17 QU1
18 QU1
R (LHD)
G (LHD)
G (LHD)
R (LHD)
R (RHD)
G (RHD)
G(RHD)
R(RHD)
R(LHD)
G(LHD)
G(LHD)
R(LHD)

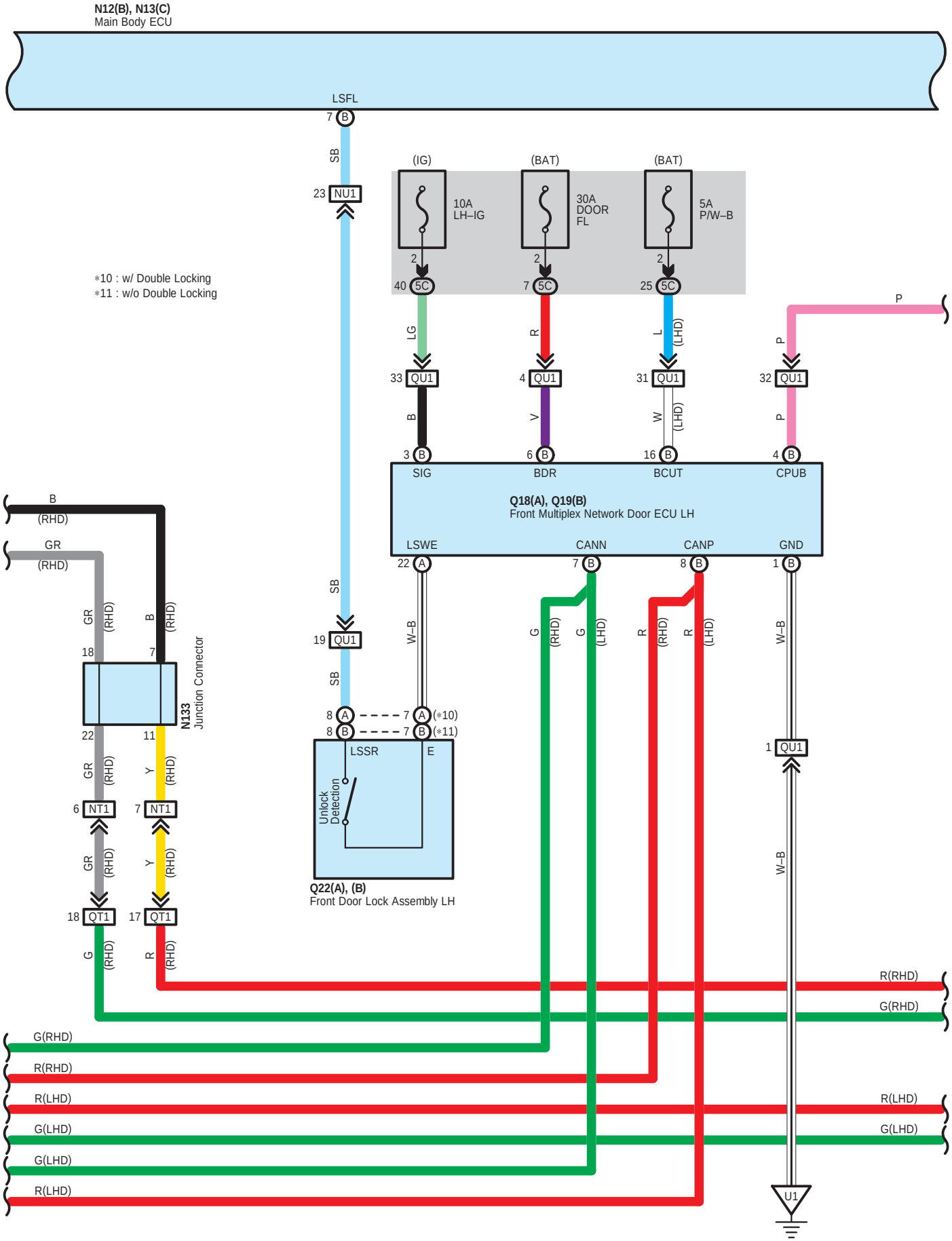
N12(B), N13(C)
Main Body ECU
LSFL
7 B
SB
23 NU1
(IG)
(BAT)
(BAT)
10A
LH–IG
30A
DOOR
FL
5A
P/W–B
2
40 5C
7 5C
25 5C
∗10 : w/ Double Locking
∗11 : w/o Double Locking
LG
R
L
(LHD)
P
33 QU1
4 QU1
31 QU1
32 QU1
B
V
W
(LHD)
P
3 B
6 B
16 B
4 B
SIG
BDR
BCUT
CPUB
Q18(A), Q19(B)
Front Multiplex Network Door ECU LH
LSWE
CANN
CANP
GND
22 A
7 B
8 B
1 B
B
(RHD)
GR
(RHD)
GR
(RHD)
B
(RHD)
18
7
N133
Junction Connector
22
11
GR
(RHD)
Y
(RHD)
6 NT1
7 NT1
GR
(RHD)
Y
(RHD)
18 QU1
17 QU1
G
(RHD)
R
(RHD)
SB
19 QU1
SB
W–B
G
(RHD)
G
(LHD)
R
(RHD)
R
(LHD)
W–B
8 A
7 A
(∗10)
8 B
7 B
(∗11)
LSSR
E
Unlock
Detection
Q22(A), (B)
Front Door Lock Assembly LH
1 QU1
W–B
R(RHD)
G(RHD)
G(RHD)
R(RHD)
R(LHD)
G(LHD)
G(LHD)
R(LHD)
R(LHD)
G(LHD)
U1

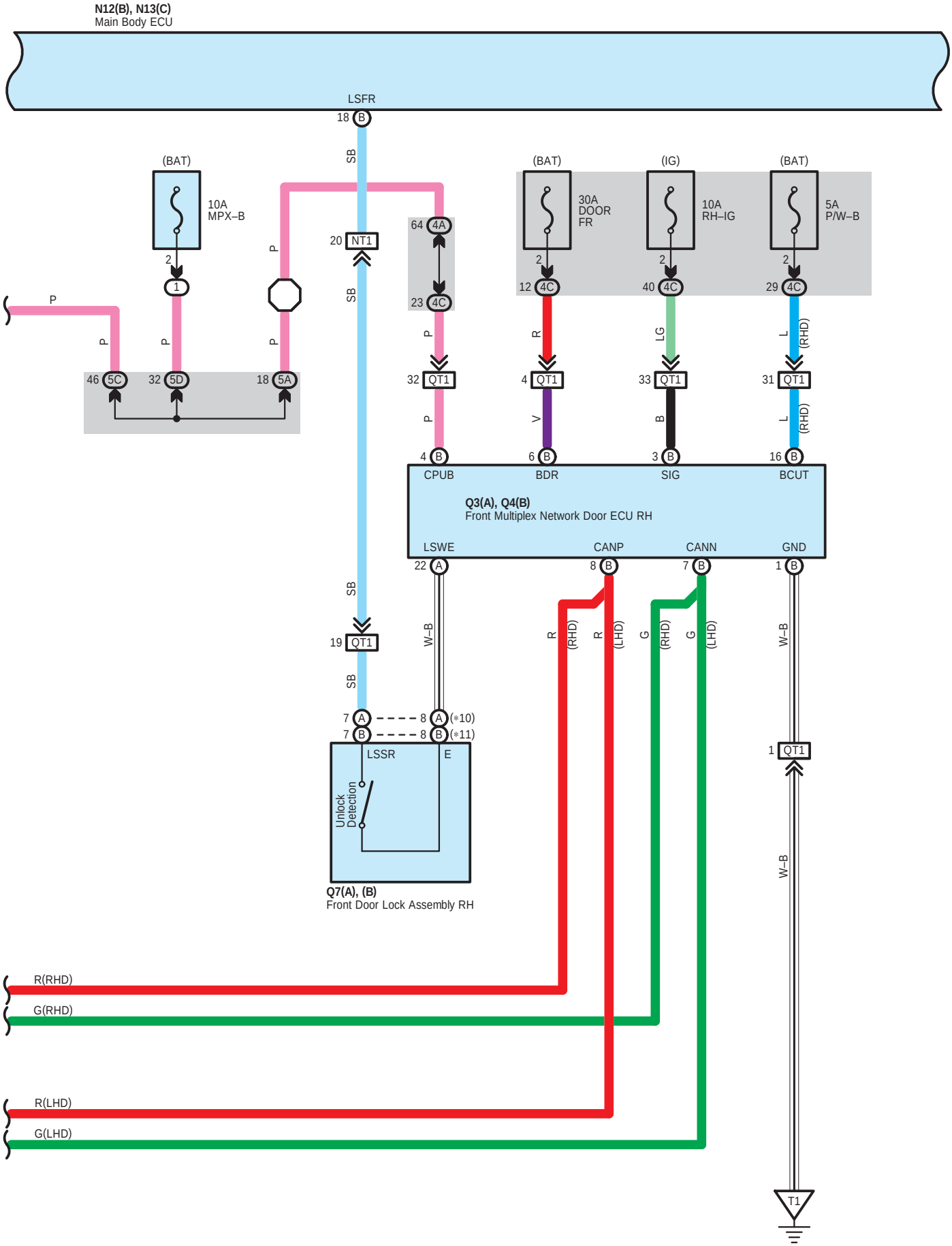
N12(B), N13(C)
Main Body ECU
LSFR
18 B
SB
(BAT)
10A
MPX–B
2
1
P
46 5C
32 5D
18 5A
20 NT1
64 4A
23 4C
32 QT1
4 B
CPUB
(BAT)
30A
DOOR
FR
12 4C
R
4 QT1
V
6 B
BDR
(IG)
10A
RH–IG
40 4C
LG
33 QT1
B
3 B
SIG
(BAT)
5A
P/W–B
29 4C
L
(RHD)
31 QT1
16 B
BCUT
Q3(A), Q4(B)
Front Multiplex Network Door ECU RH
LSWE
CANP
CANN
GND
22 A
8 B
7 B
1 B
W–B
19 QT1
R (RHD)
R (LHD)
G (RHD)
G (LHD)
7 A
8 A (*10)
7 B
8 B (*11)
LSSR
E
Unlock
Detection
Q7(A), (B)
Front Door Lock Assembly RH
1 QT1
R(RHD)
G(RHD)
R(LHD)
G(LHD)
T1

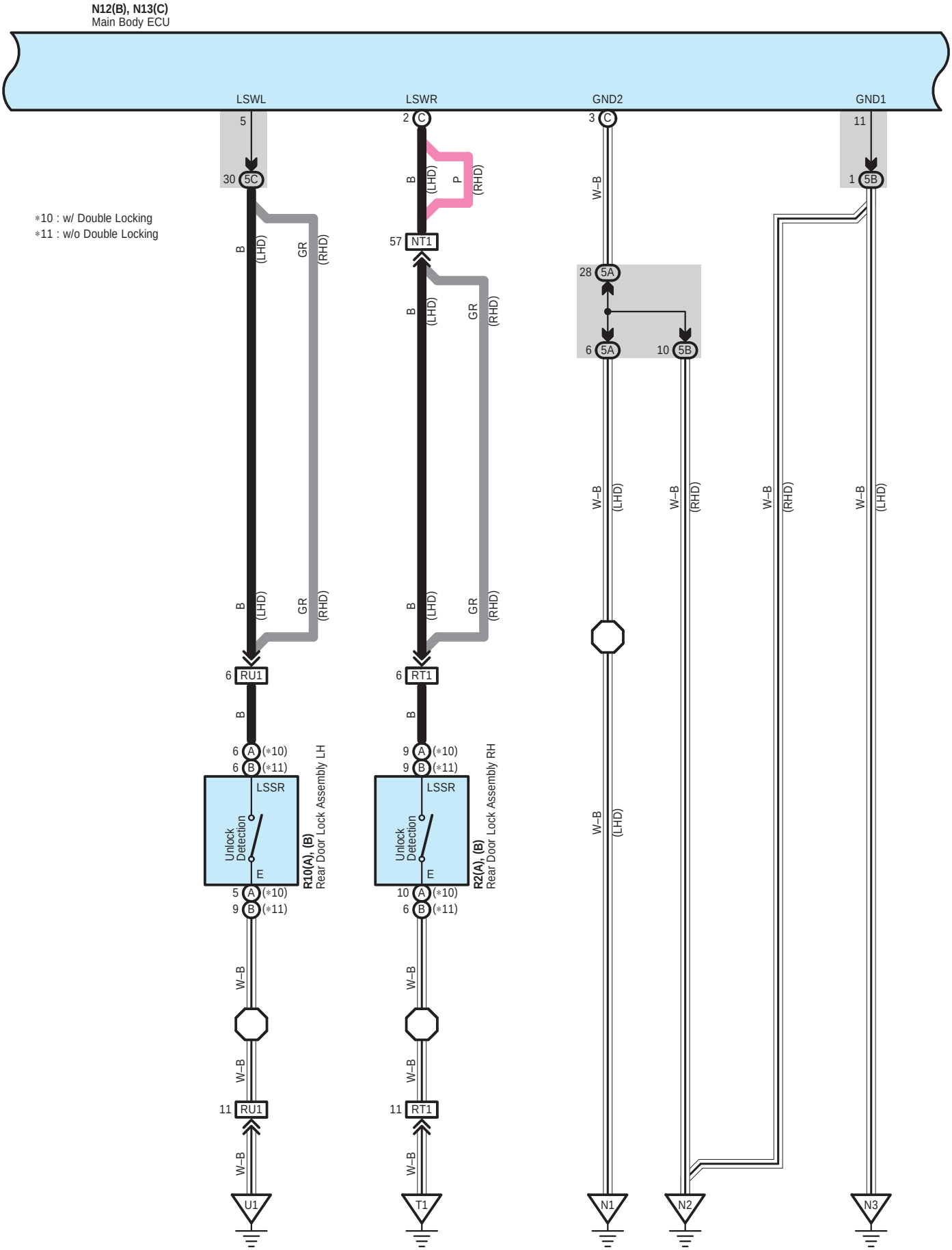
N12(B), N13(C)
Main Body ECU
LSWL
LSWR
GND2
GND1
∗10 : w/ Double Locking
∗11 : w/o Double Locking
5
30 5C
2 C
57 NT1
3 C
28 5A
6 5A
10 5B
11
1 5B
B (LHD)
GR (RHD)
P (RHD)
W–B
6 RU1
6 RT1
6 A (∗10)
6 B (∗11)
9 A (∗10)
9 B (∗11)
LSSR
Unlock Detection
E
R10(A), (B) Rear Door Lock Assembly LH
R2(A), (B) Rear Door Lock Assembly RH
5 A (∗10)
9 B (∗11)
10 A (∗10)
6 B (∗11)
11 RU1
11 RT1
U1
T1
N1
N2
N3

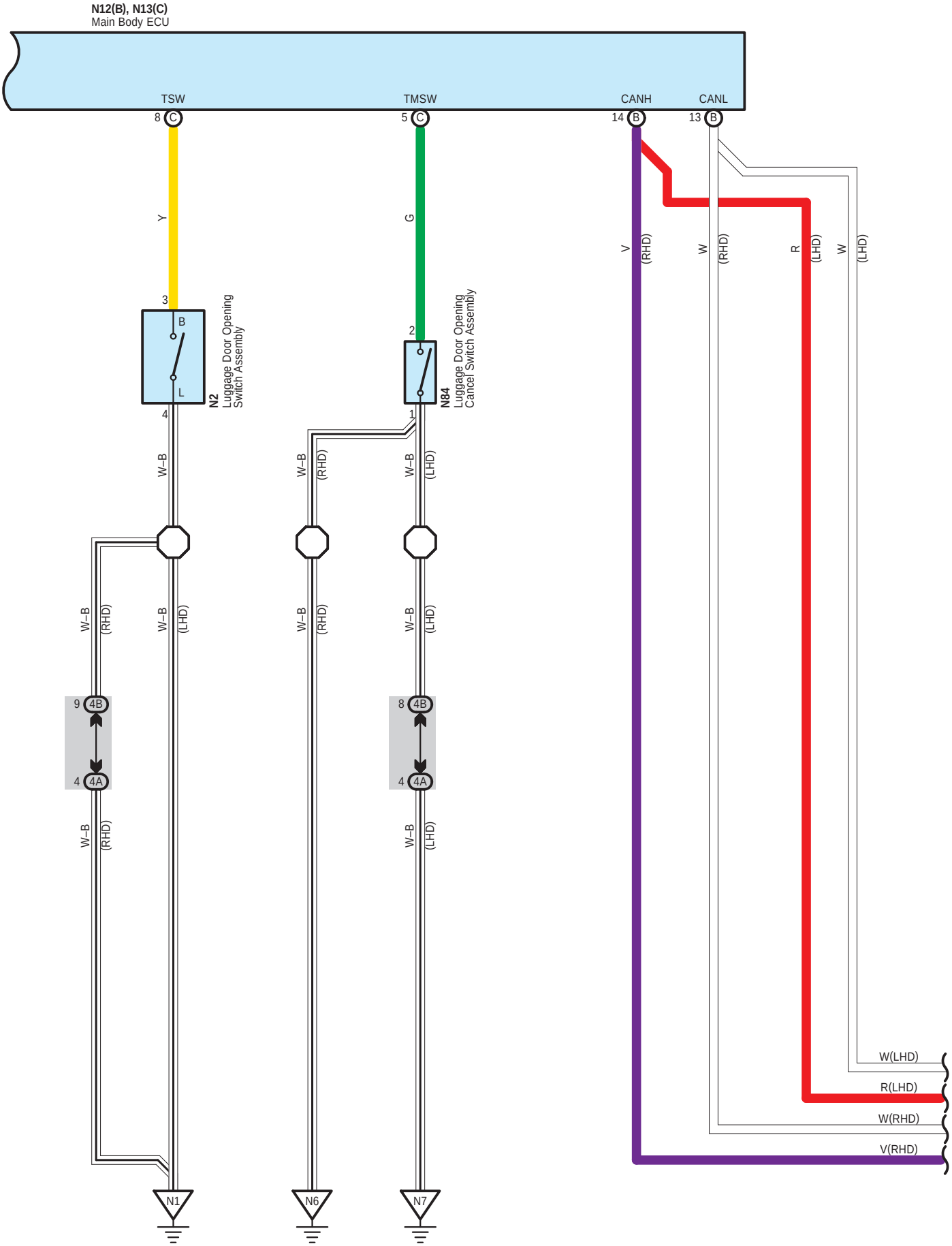
N12(B), N13(C)
Main Body ECU
TSW
TMSW
CANH
CANL
8 C
5 C
14 B
13 B
Y
G
V (RHD)
W (RHD)
R (LHD)
W (LHD)
3
B
L
4
N2
Luggage Door Opening Switch Assembly
2
1
N84
Luggage Door Opening Cancel Switch Assembly
W–B
W–B (RHD)
W–B (LHD)
9 4B
4 4A
8 4B
4 4A
W(LHD)
R(LHD)
W(RHD)
V(RHD)
N1
N6
N7

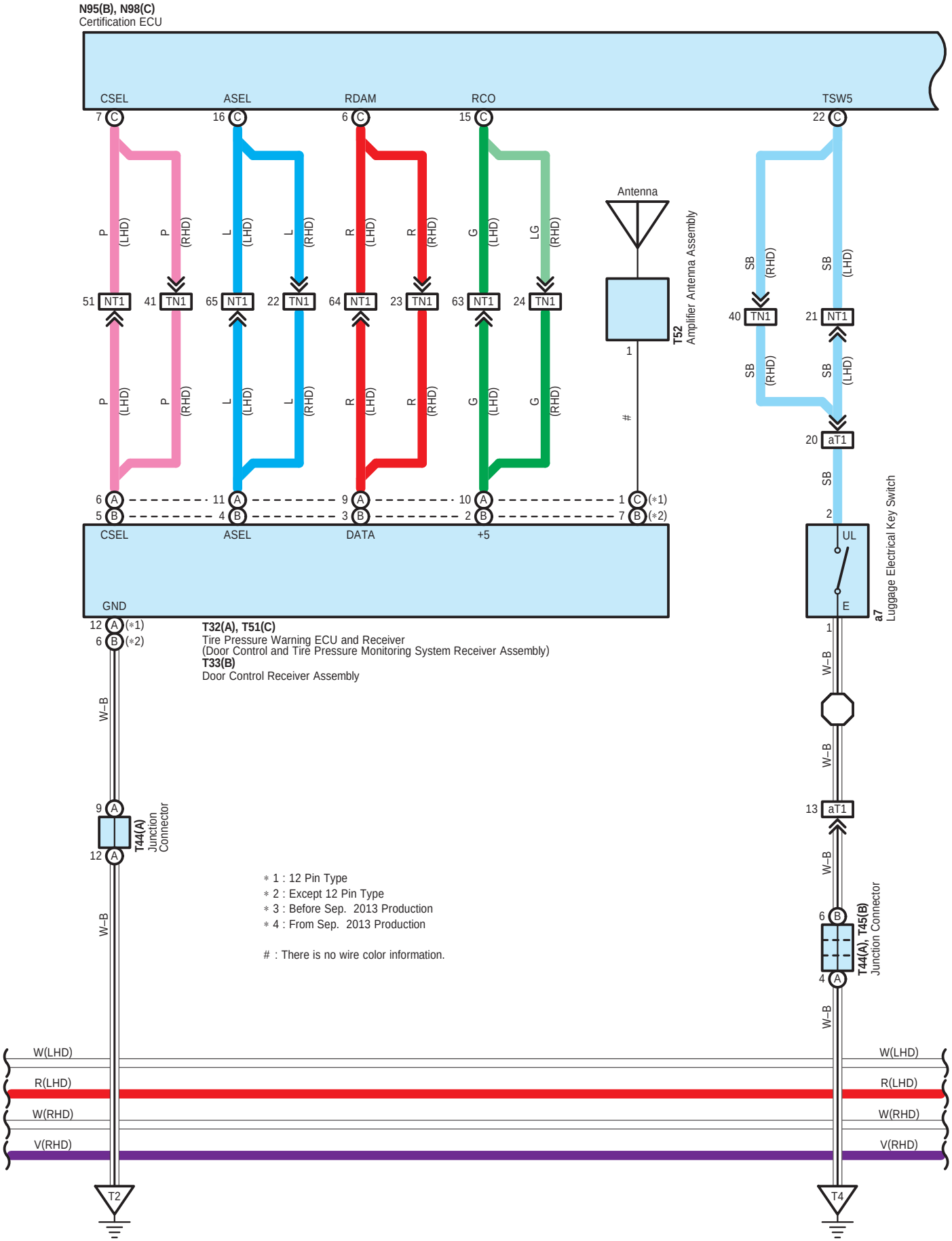
N95(B), N98(C)
Certification ECU
CSEL
ASEL
RDAM
RCO
TSW5
Antenna
T52
Amplifier Antenna Assembly
a7
Luggage Electrical Key Switch
CSEL
ASEL
DATA
+5
GND
T32(A), T51(C)
Tire Pressure Warning ECU and Receiver
(Door Control and Tire Pressure Monitoring System Receiver Assembly)
T33(B)
Door Control Receiver Assembly
T44(A)
Junction Connector
T44(A), T45(B)
Junction Connector
∗1 : 12 Pin Type
∗2 : Except 12 Pin Type
∗3 : Before Sep. 2013 Production
∗4 : From Sep. 2013 Production
# : There is no wire color information.
W(LHD)
R(LHD)
W(RHD)
V(RHD)
T2
T4

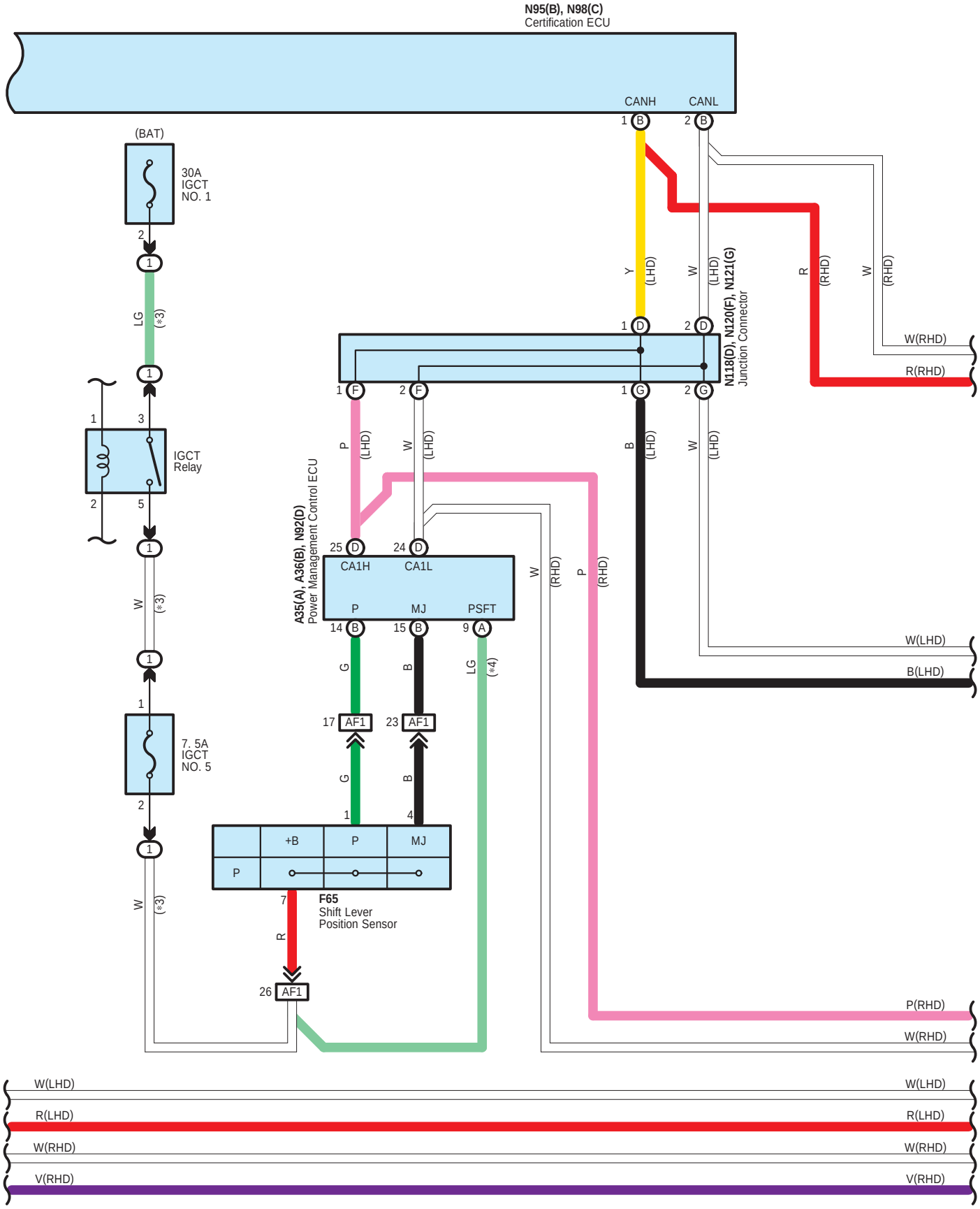
N95(B), N98(C)
Certification ECU
CANH
CANL
(BAT)
30A
IGCT
NO. 1
LG
(*3)
IGCT
Relay
W
7. 5A
IGCT
NO. 5
Y
(LHD)
R
(RHD)
N118(D), N120(F), N121(G)
Junction Connector
W(RHD)
R(RHD)
P
B
W(LHD)
B(LHD)
A35(A), A36(B), N92(D)
Power Management Control ECU
CA1H
CA1L
MJ
PSFT
G
AF1
+B
F65
Shift Lever
Position Sensor
P(RHD)
V(RHD)

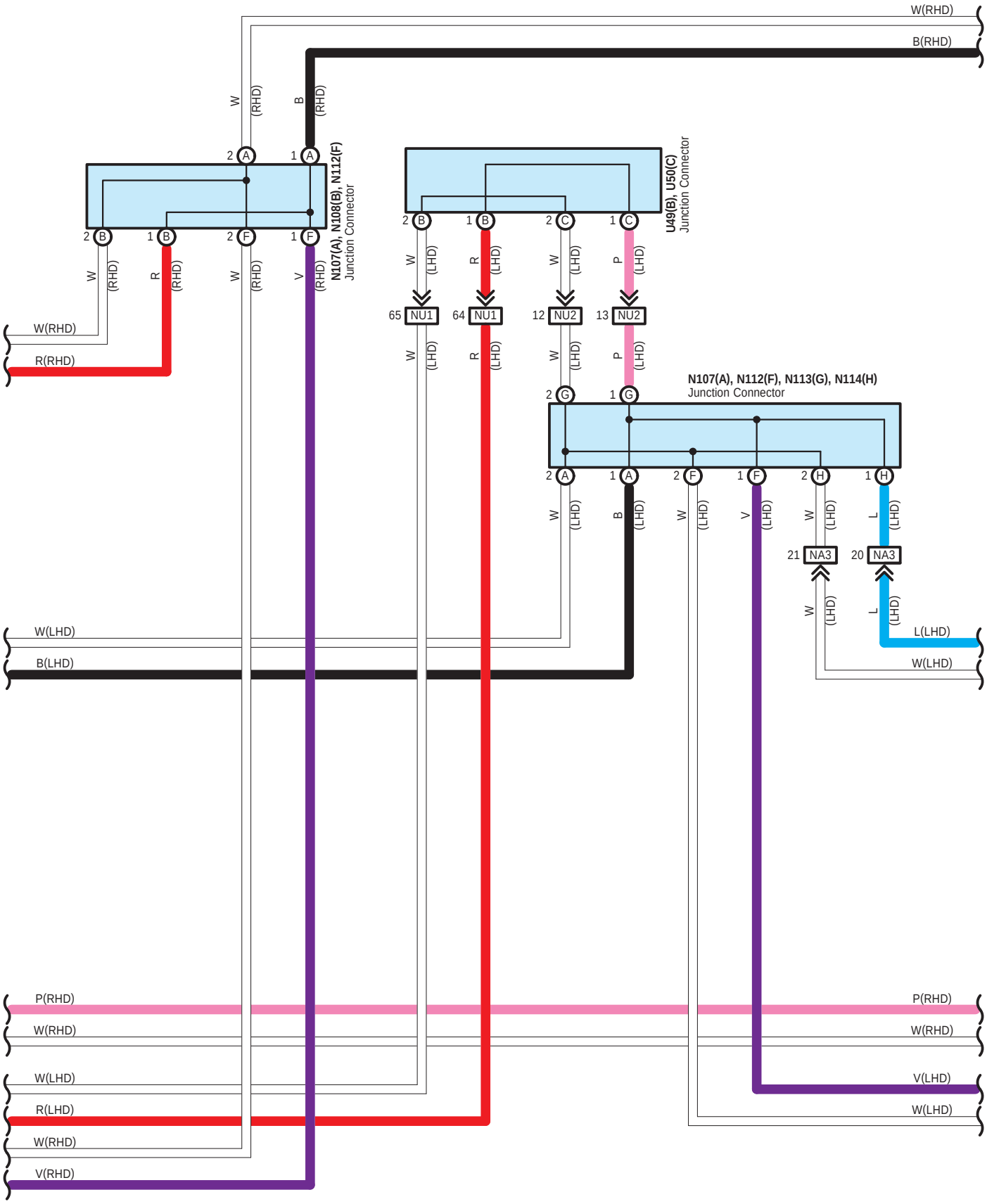
W(RHD)
B(RHD)
W (RHD)
B (RHD)
N107(A), N108(B), N112(F)
Junction Connector
U49(B), U50(C)
Junction Connector
W (RHD)
R (RHD)
W (RHD)
V (RHD)
W(RHD)
R(RHD)
W (LHD)
R (LHD)
W (LHD)
P (LHD)
65 NU1
64 NU1
12 NU2
13 NU2
W (LHD)
R (LHD)
W (LHD)
P (LHD)
N107(A), N112(F), N113(G), N114(H)
Junction Connector
W (LHD)
B (LHD)
W (LHD)
V (LHD)
W (LHD)
L (LHD)
21 NA3
20 NA3
W (LHD)
L (LHD)
W(LHD)
B(LHD)
L(LHD)
W(LHD)
P(RHD)
W(RHD)
W(LHD)
R(LHD)
W(RHD)
V(RHD)
P(RHD)
W(RHD)
V(LHD)
W(LHD)

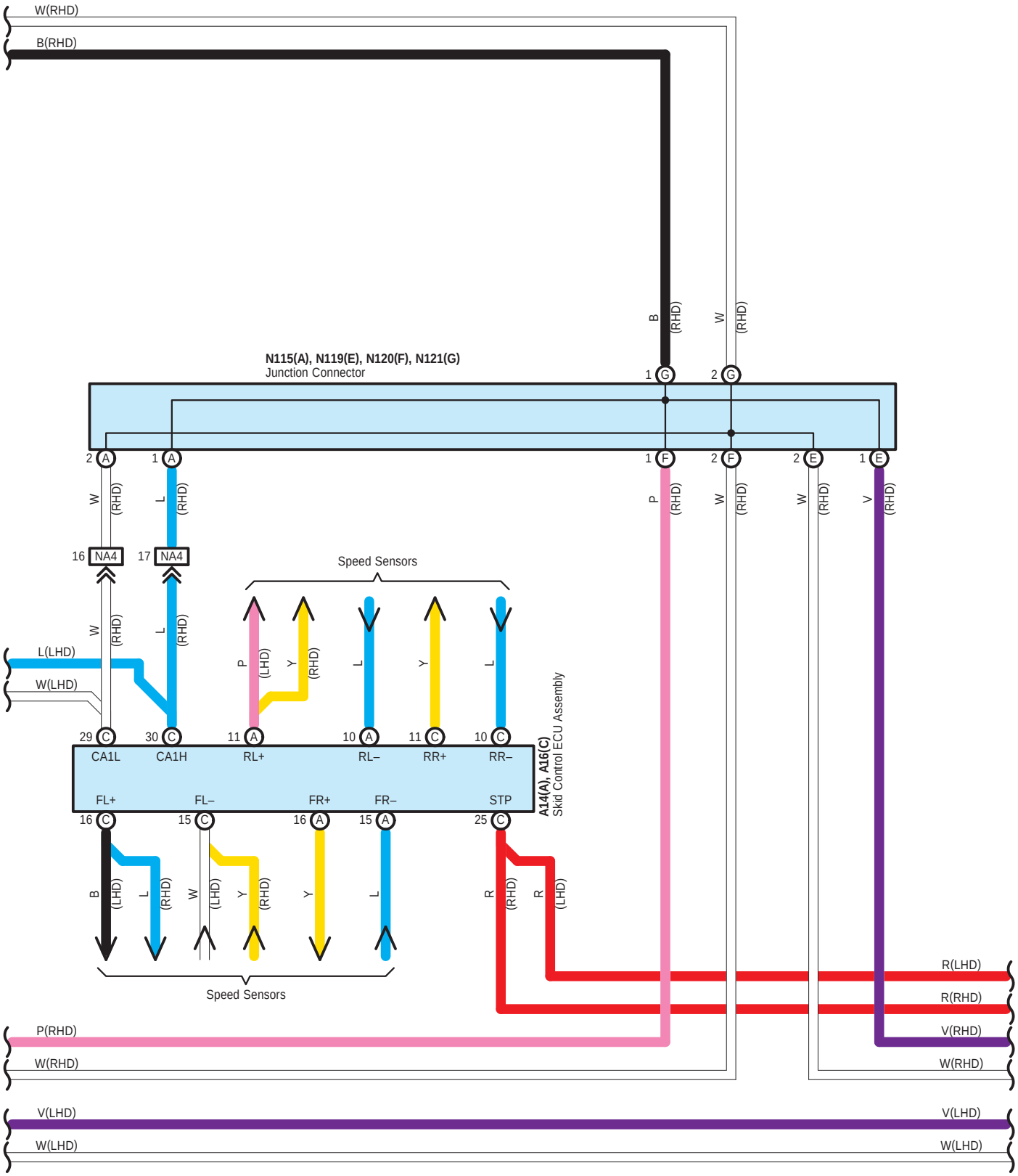
W(RHD)
B(RHD)
B (RHD)
W (RHD)
N115(A), N119(E), N120(F), N121(G)
Junction Connector
1 G
2 G
2 A
1 A
1 F
2 F
2 E
1 E
W (RHD)
L (RHD)
P (RHD)
W (RHD)
W (RHD)
V (RHD)
16 NA4
17 NA4
Speed Sensors
W (RHD)
L (RHD)
P (LHD)
Y (RHD)
L
Y
L
L(LHD)
W(LHD)
29 C
30 C
11 A
10 A
11 C
10 C
CA1L
CA1H
RL+
RL–
RR+
RR–
A14(A), A16(C)
Skid Control ECU Assembly
FL+
FL–
FR+
FR–
STP
16 C
15 C
16 A
15 A
25 C
B (LHD)
L (RHD)
W (LHD)
Y (RHD)
Y
L
R (RHD)
R (LHD)
Speed Sensors
R(LHD)
R(RHD)
V(RHD)
W(RHD)
P(RHD)
W(RHD)
V(LHD)
W(LHD)
V(LHD)
W(LHD)

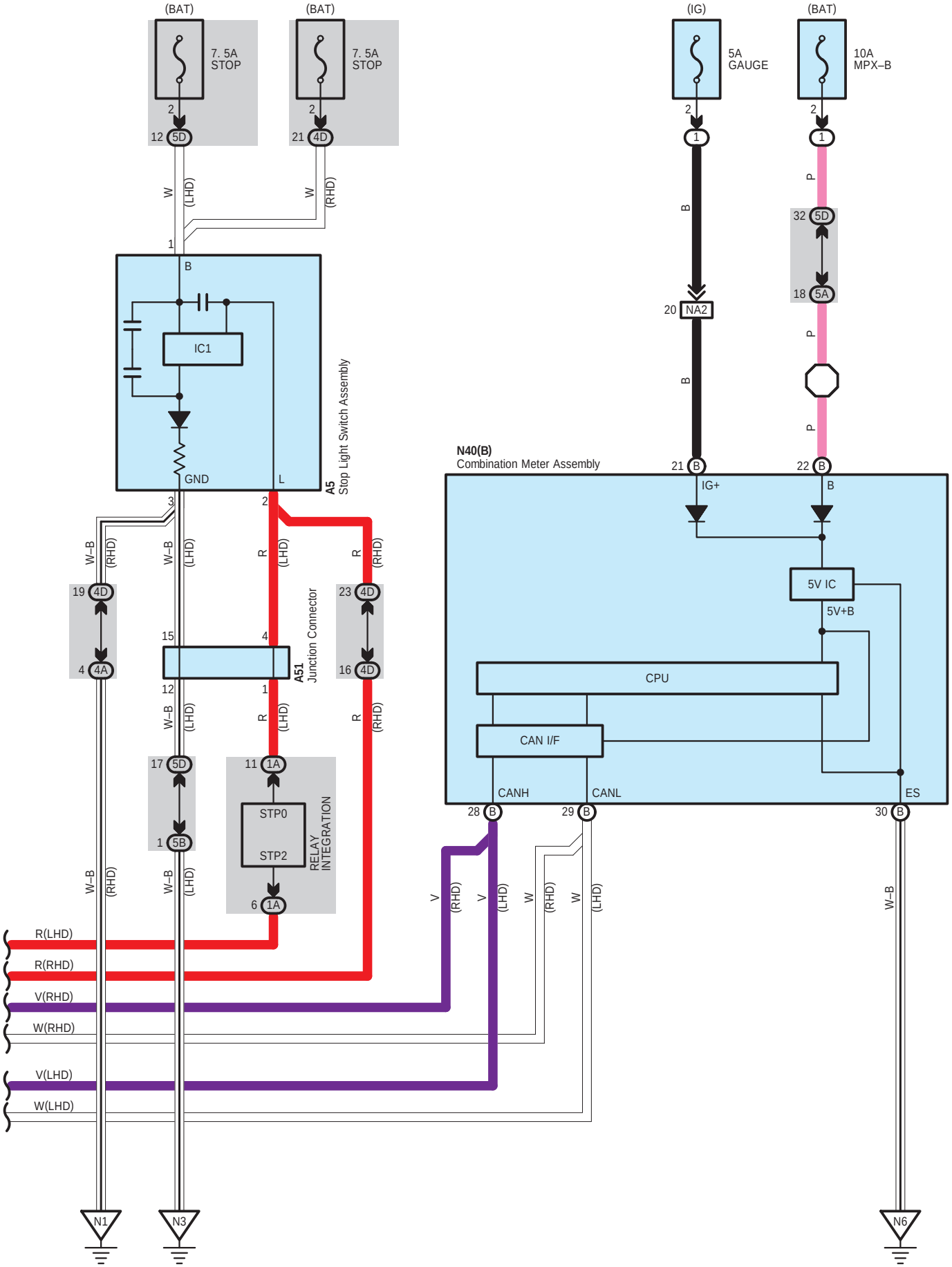
(BAT)
7. 5A
STOP
(BAT)
7. 5A
STOP
(IG)
5A
GAUGE
(BAT)
10A
MPX–B
IC1
GND
L
A5
Stop Light Switch Assembly
N40(B)
Combination Meter Assembly
IG+
5V IC
5V+B
CPU
CAN I/F
CANH
CANL
ES
A51
Junction Connector
STP0
STP2
RELAY
INTEGRATION
NA2
R(LHD)
R(RHD)
V(RHD)
W(RHD)
V(LHD)
W(LHD)
N1
N3
N6

A 5
White

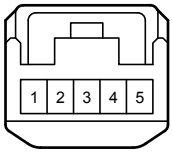

A 14
Black

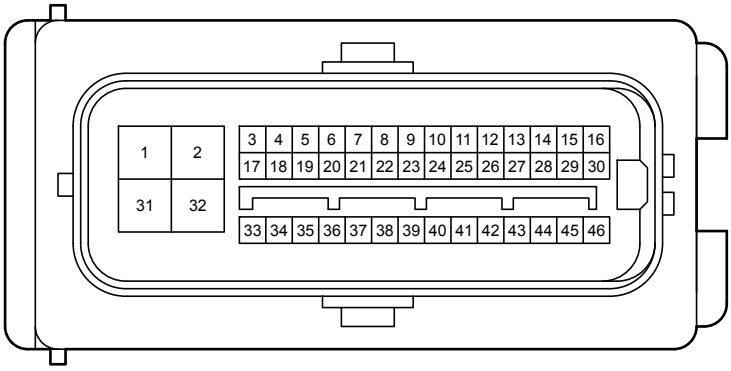

A 16
Gray

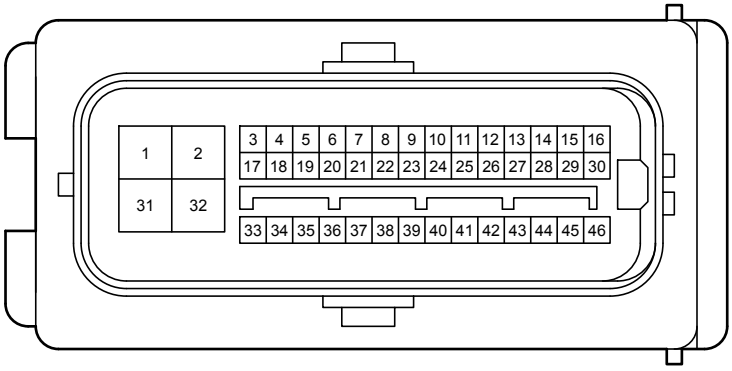

A 35
Gray

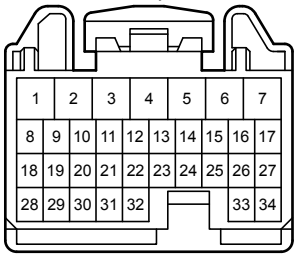

A 36
Gray

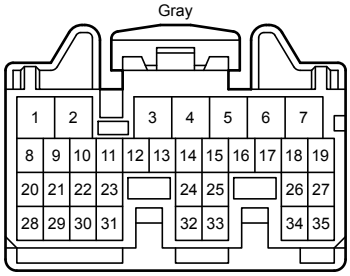

A 51
Blue

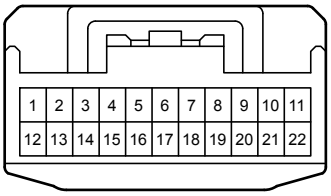

F 65
Gray

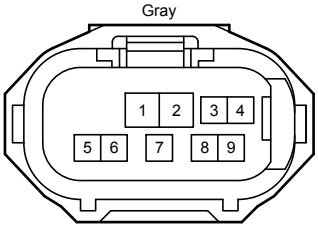

N 2
Black

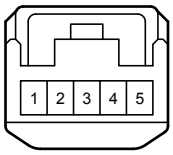

N 12
White

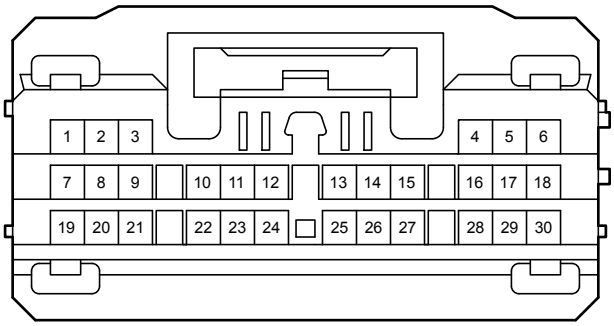

N 13
White

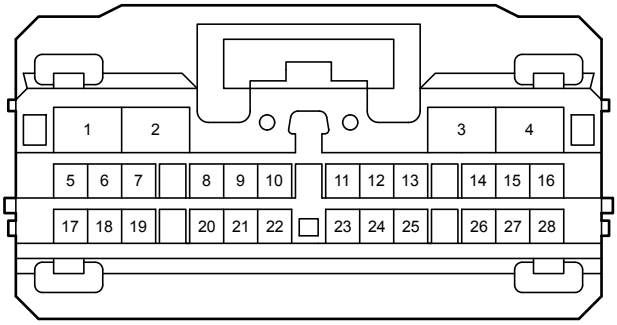

N 40
Black

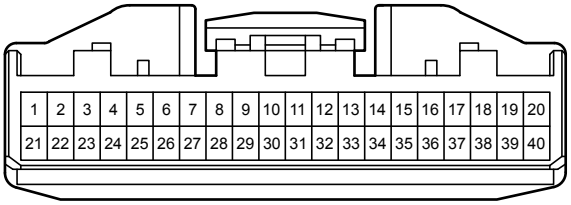

N 84
Blue

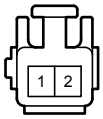

N 92
Gray

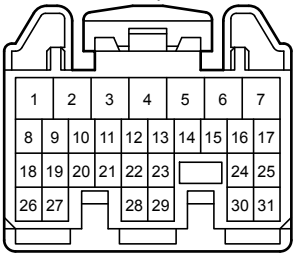

N 95
White

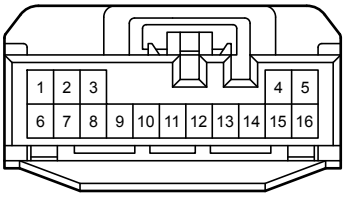

N 98
White

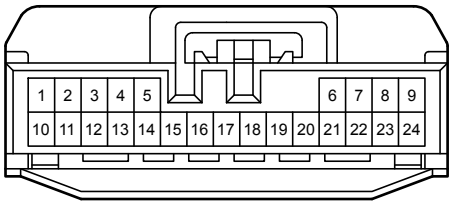

N107
White

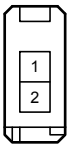

N108
White

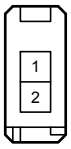

N112
White

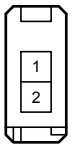

N113
White

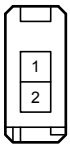

N114
White

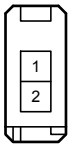

N115
White

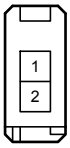

N118
White

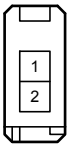

N119
White

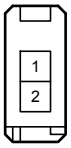

N120
White

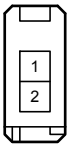

N121
White

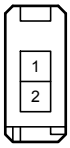

N130
Black

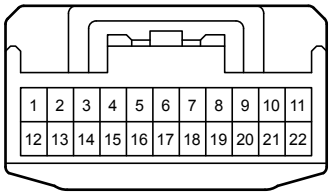

N133
Black

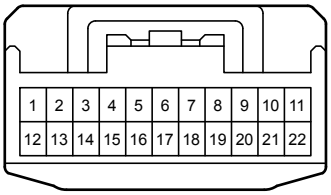

Q 3
White

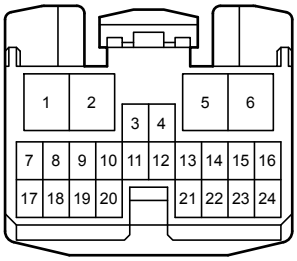

Q 4
White

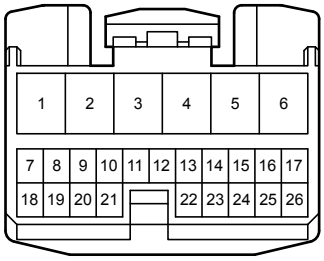

Q 7
White

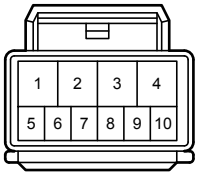

Q 18
White

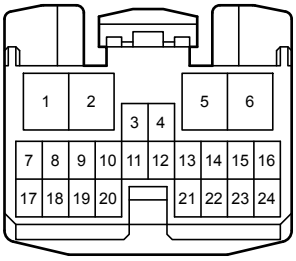

Q 19
White

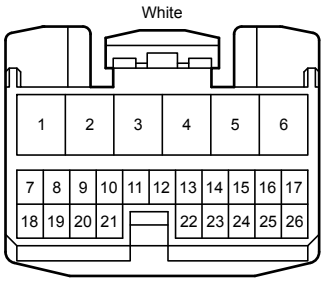

Q 22
White

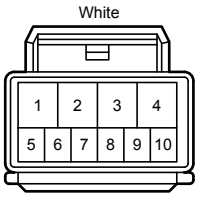

R 2
White

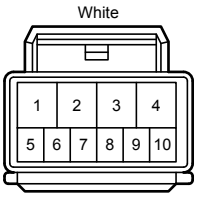

R 10
White

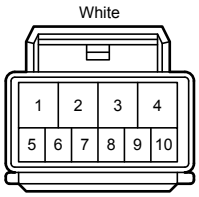

T 32
White



T 33
White

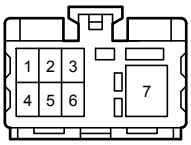

T 44
Blue



T 45
Blue

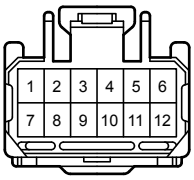

T 51
Gray

T 52
Gray

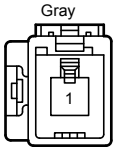

U 33
White

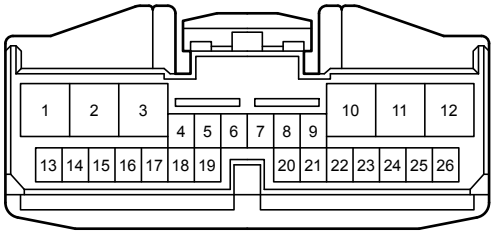

U 49
White

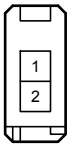

U 50
White

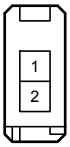

U 54
Blue

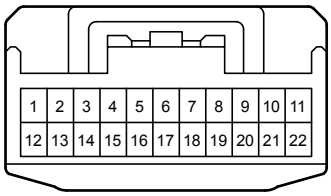

a 2
Black

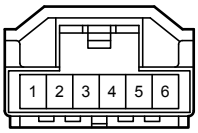

a 7
Black

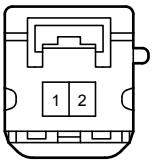

a 9
White

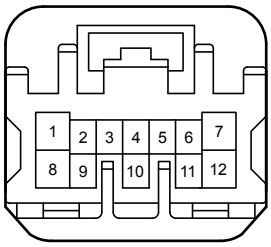

a 11
White

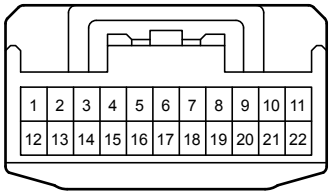

1A
Black

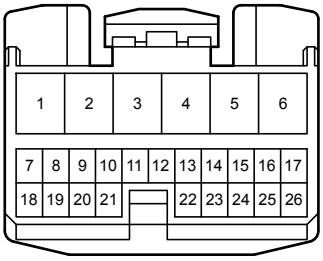

4A
White

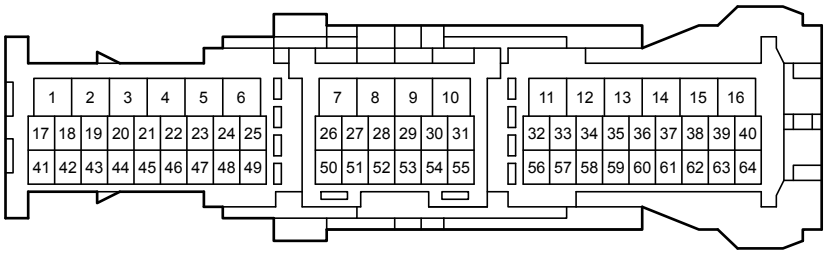

4B
White

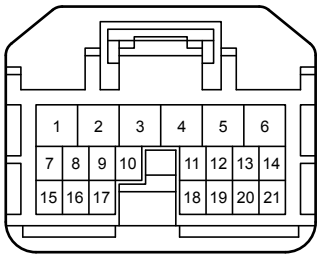

4C
White

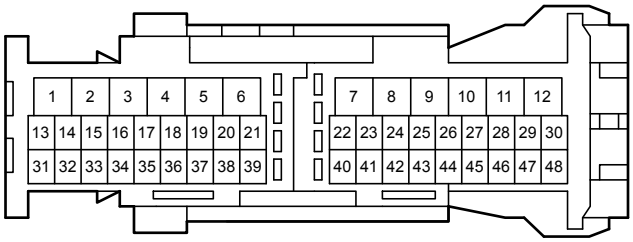

4D
White

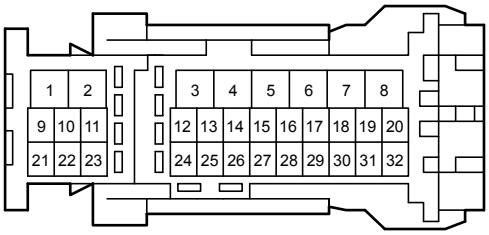

5A
White

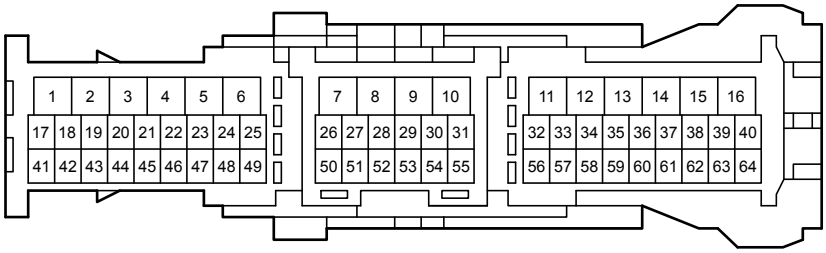

5B
White

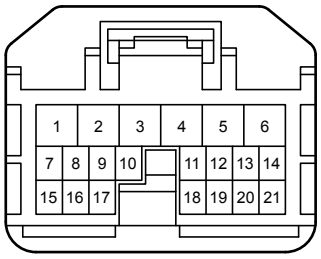

5C
White

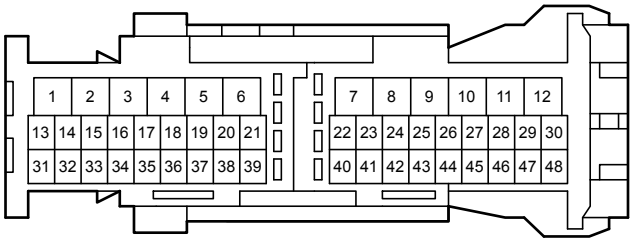

5D
White

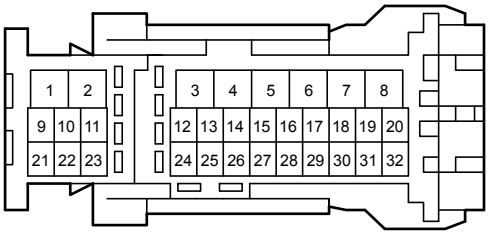

6A
White

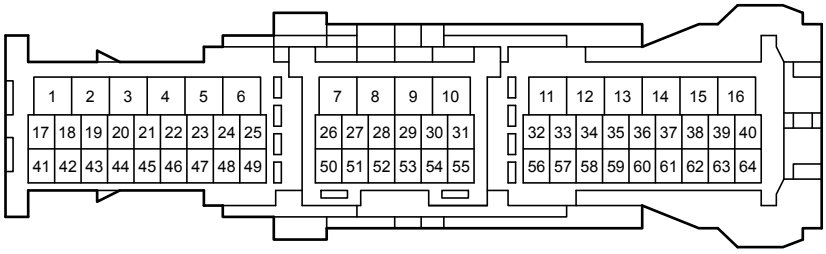

AF1
White

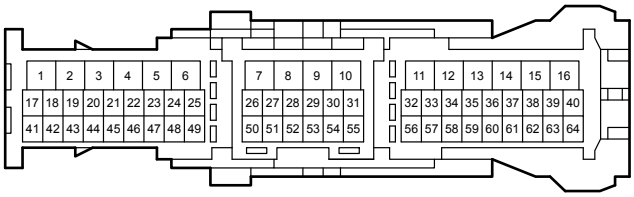

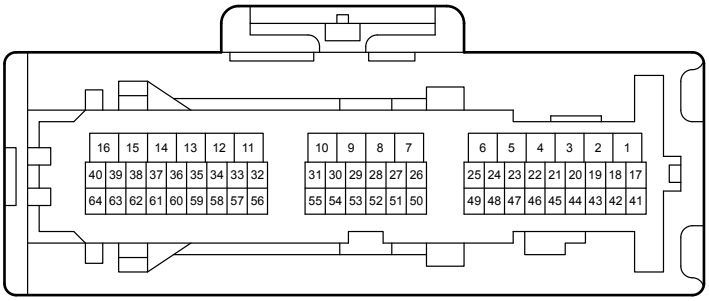

NA2
White

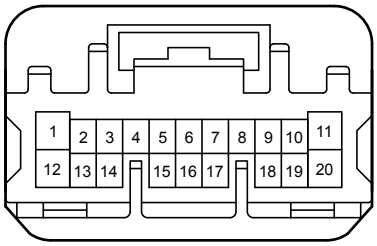

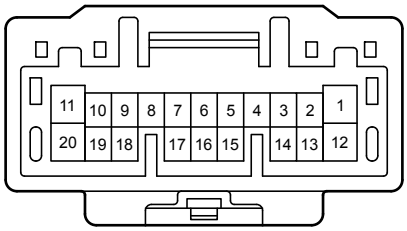

NA3
White

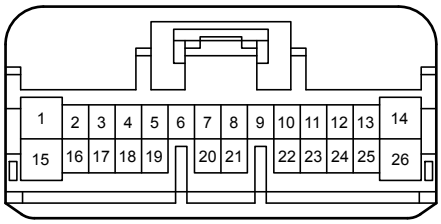

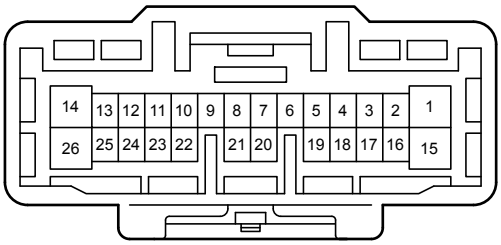

NA4
Gray

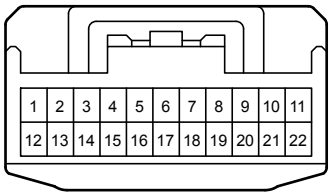

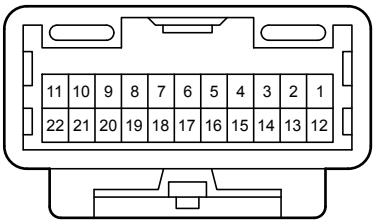

NT1
White

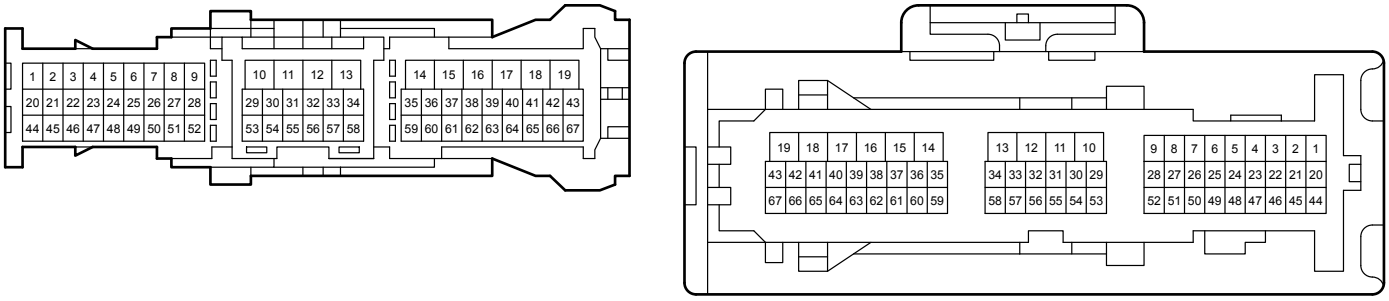

NU1
White

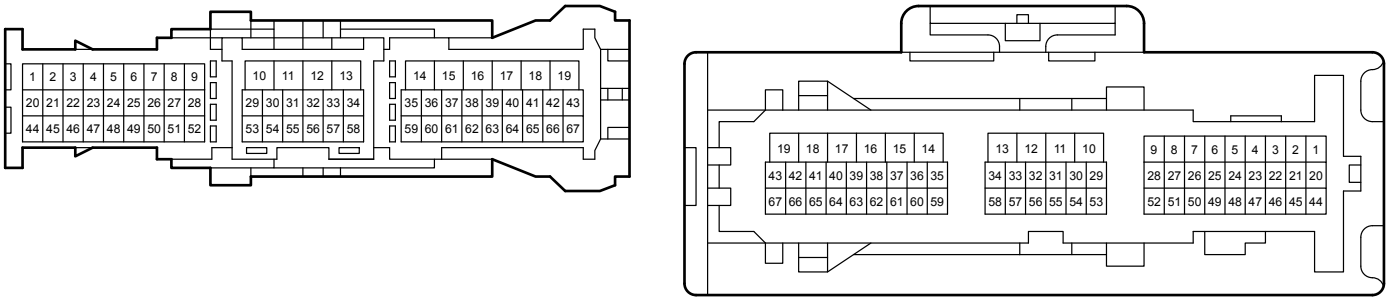

NU2
White

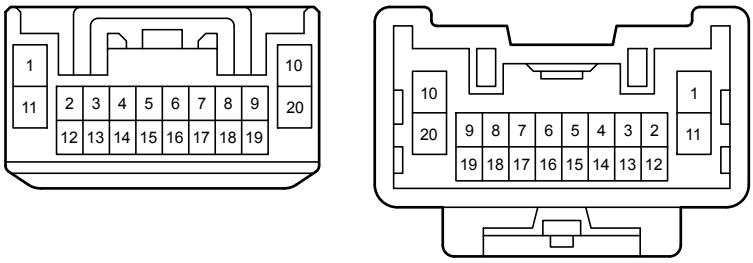

QT1
White

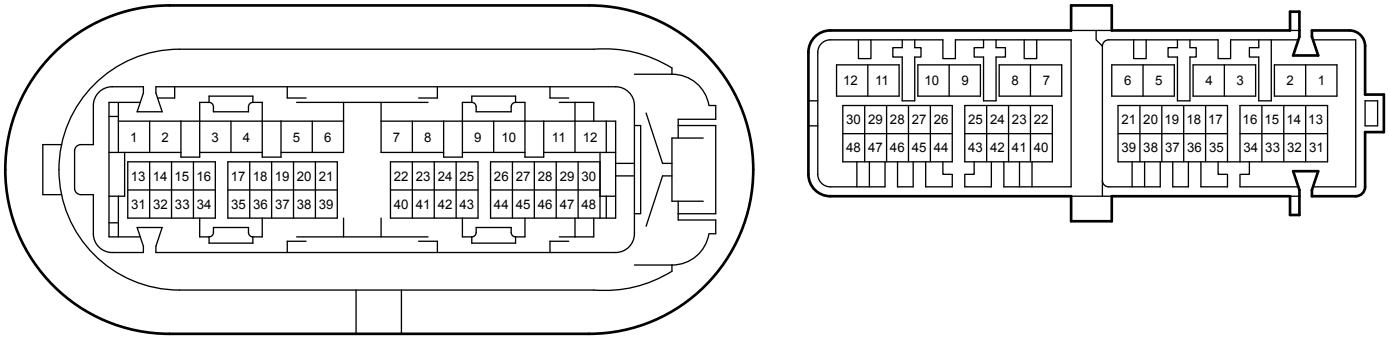

QU1
White

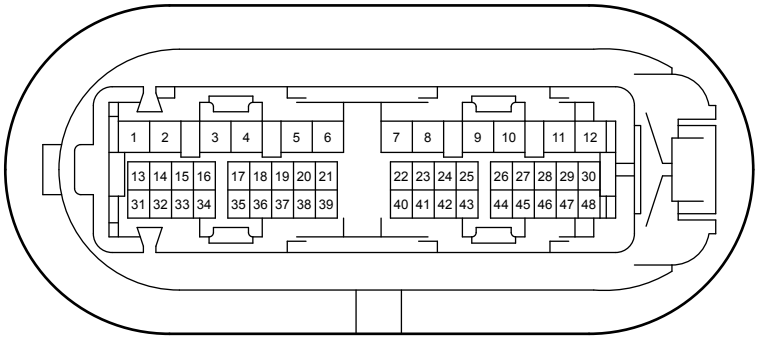

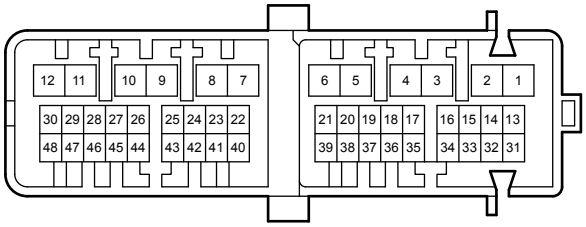

RT1
White

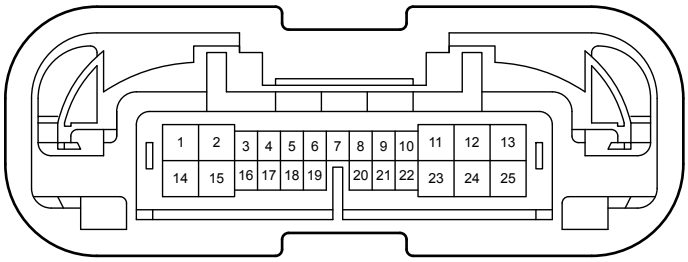

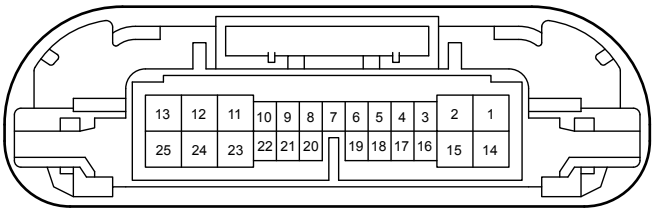

RU1
White

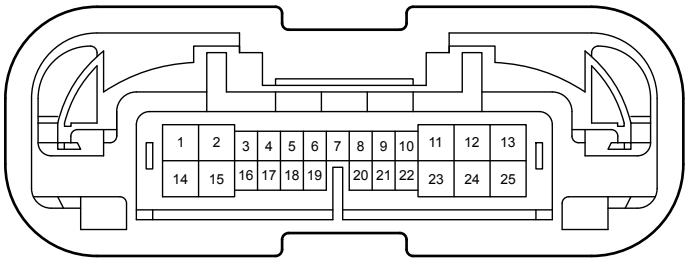

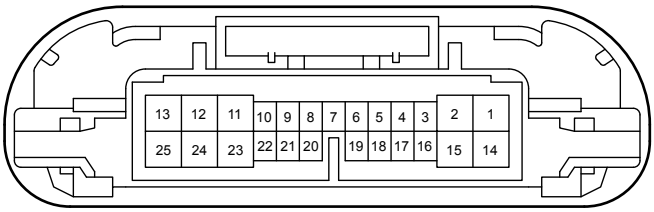

TN1
White

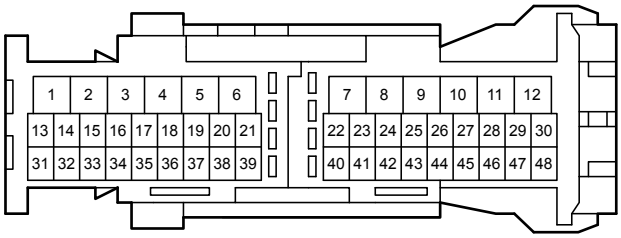

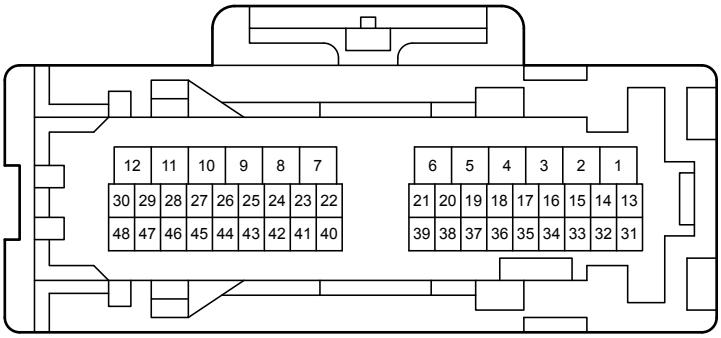

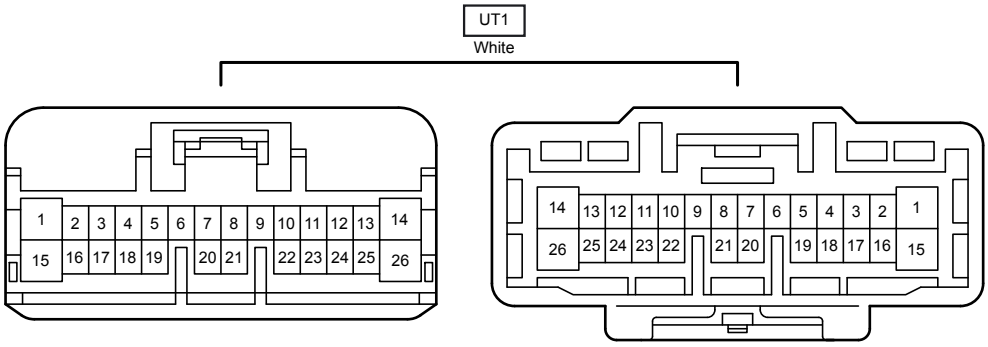
UT1
White
1 2 3 4 5 6 7 8 9 10 11 12 13 14
15 16 17 18 19 20 21 22 23 24 25 26
14 13 12 11 10 9 8 7 6 5 4 3 2 1
26 25 24 23 22 21 20 19 18 17 16 15

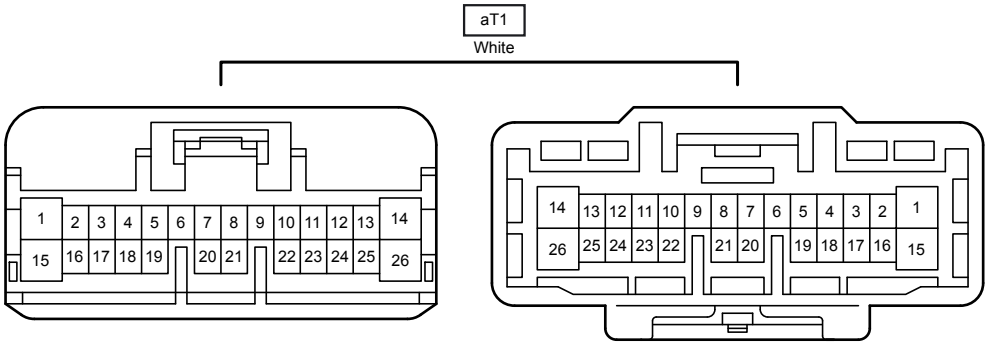
aT1
White
1 2 3 4 5 6 7 8 9 10 11 12 13 14
15 16 17 18 19 20 21 22 23 24 25 26
14 13 12 11 10 9 8 7 6 5 4 3 2 1
26 25 24 23 22 21 20 19 18 17 16 15