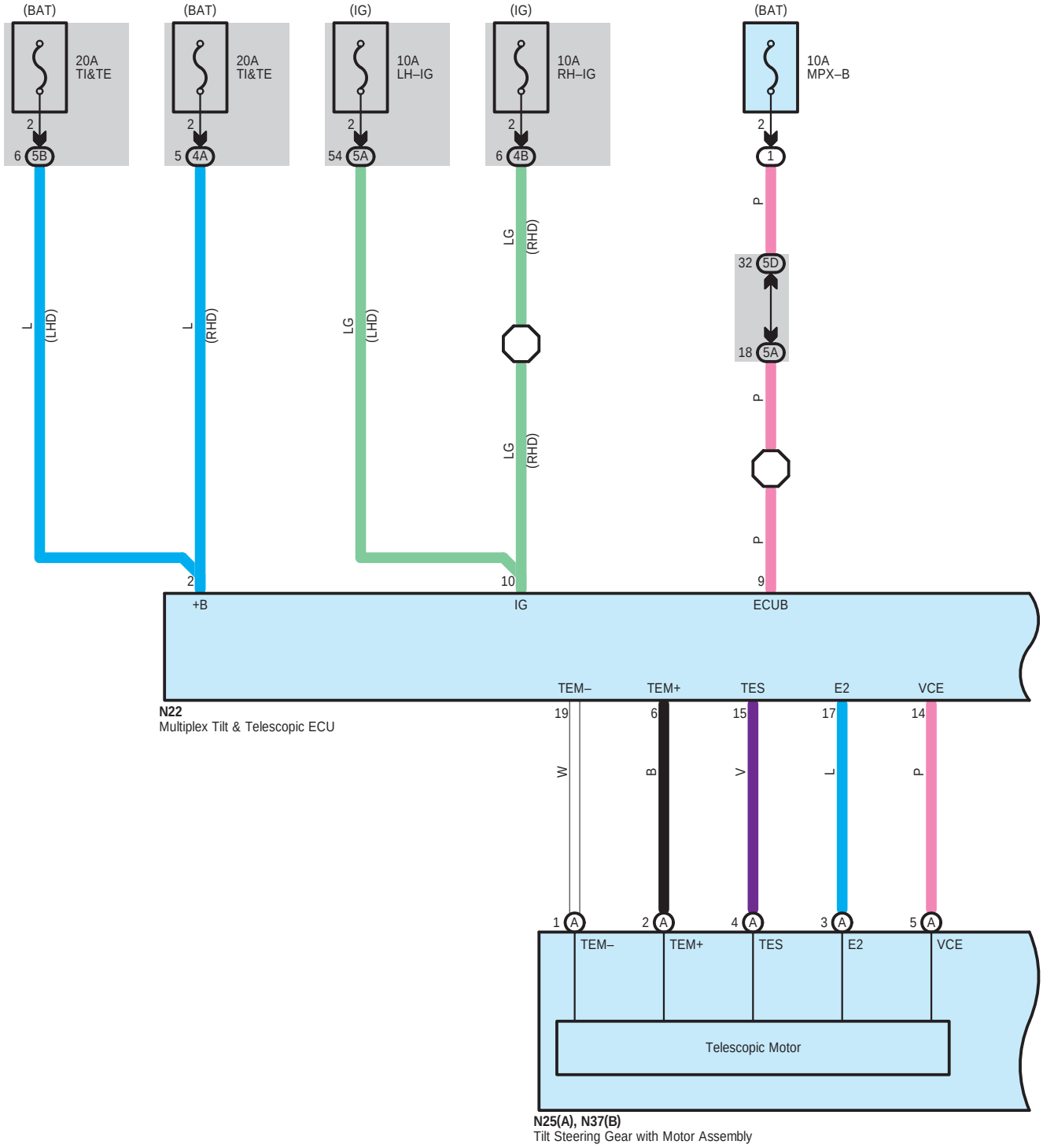
(BAT)
20A
TI&TE
2
6 5B
(BAT)
20A
TI&TE
2
5 4A
(IG)
10A
LH–IG
2
54 5A
(IG)
10A
RH–IG
2
6 4B
(BAT)
10A
MPX–B
2
1
L (LHD)
L (RHD)
LG (LHD)
LG (RHD)
LG (RHD)
P
32 5D
18 5A
P
P
2
10
9
+B
IG
ECUB
N22
Multiplex Tilt & Telescopic ECU
TEM–
TEM+
TES
E2
VCE
19
6
15
17
14
W
B
V
L
P
1 A
2 A
4 A
3 A
5 A
TEM–
TEM+
TES
E2
VCE
Telescopic Motor
N25(A), N37(B)
Tilt Steering Gear with Motor Assembly

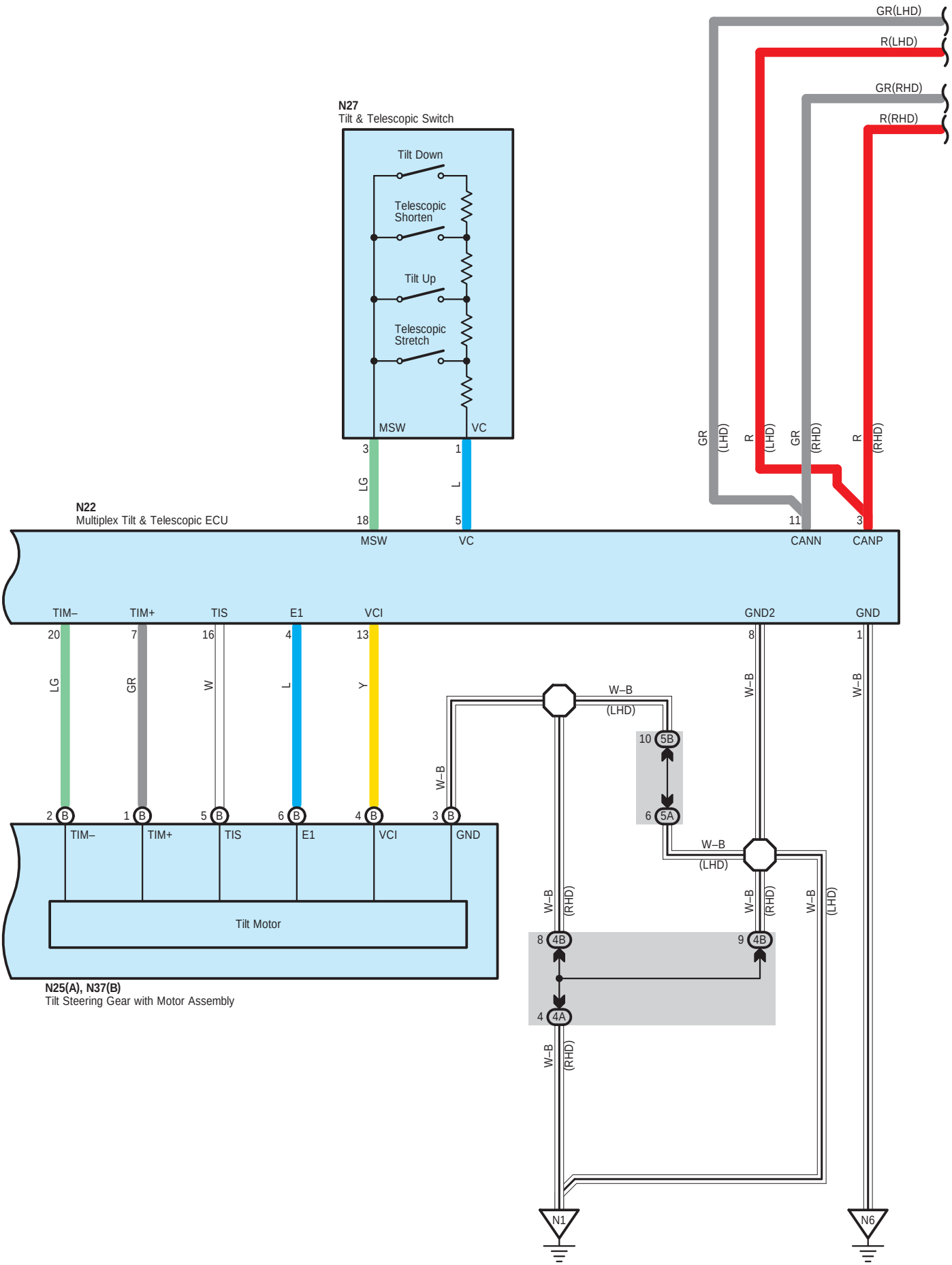
GR(LHD)
R(LHD)
GR(RHD)
R(RHD)
N27
Tilt & Telescopic Switch
Tilt Down
Telescopic Shorten
Tilt Up
Telescopic Stretch
MSW
VC
3
1
LG
L
N22
Multiplex Tilt & Telescopic ECU
18
5
MSW
VC
11
3
CANN
CANP
GR (LHD)
R (LHD)
GR (RHD)
R (RHD)
TIM–
TIM+
TIS
E1
VCI
GND2
GND
20
7
16
4
13
8
1
LG
GR
W
L
Y
W–B
W–B (LHD)
10 5B
6 5A
2 B
1 B
5 B
6 B
4 B
3 B
TIM–
TIM+
TIS
E1
VCI
GND
Tilt Motor
N25(A), N37(B)
Tilt Steering Gear with Motor Assembly
W–B (RHD)
W–B (LHD)
8 4B
9 4B
4 4A
N1
N6

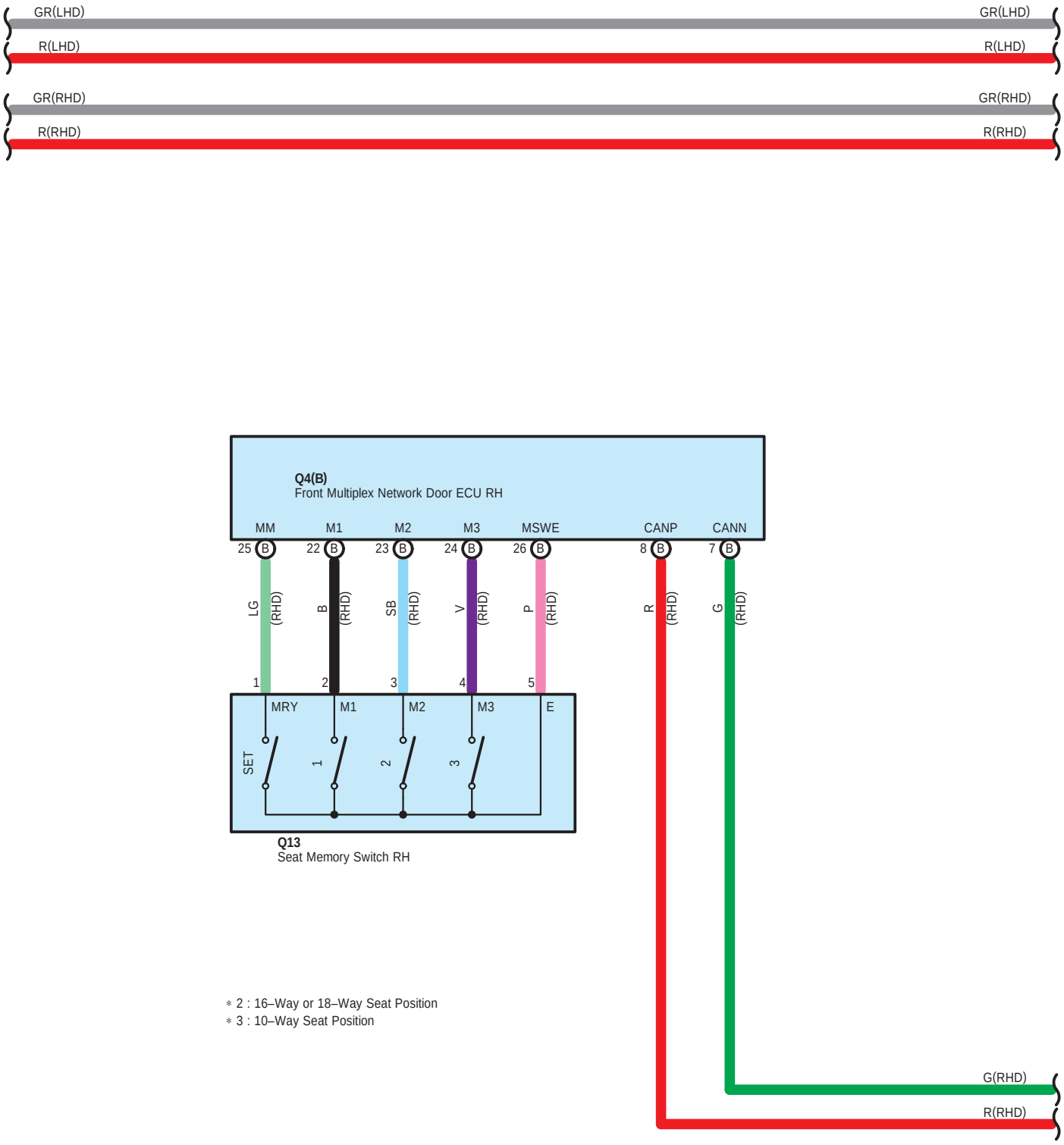
GR(LHD)
GR(LHD)
R(LHD)
R(LHD)
GR(RHD)
GR(RHD)
R(RHD)
R(RHD)
Q4(B)
Front Multiplex Network Door ECU RH
MM
M1
M2
M3
MSWE
CANP
CANN
25 B
22 B
23 B
24 B
26 B
8 B
7 B
LG (RHD)
B (RHD)
SB (RHD)
V (RHD)
P (RHD)
R (RHD)
G (RHD)
1
2
3
4
5
MRY
M1
M2
M3
E
SET
1
2
3
Q13
Seat Memory Switch RH
∗ 2 : 16–Way or 18–Way Seat Position
∗ 3 : 10–Way Seat Position
G(RHD)
R(RHD)

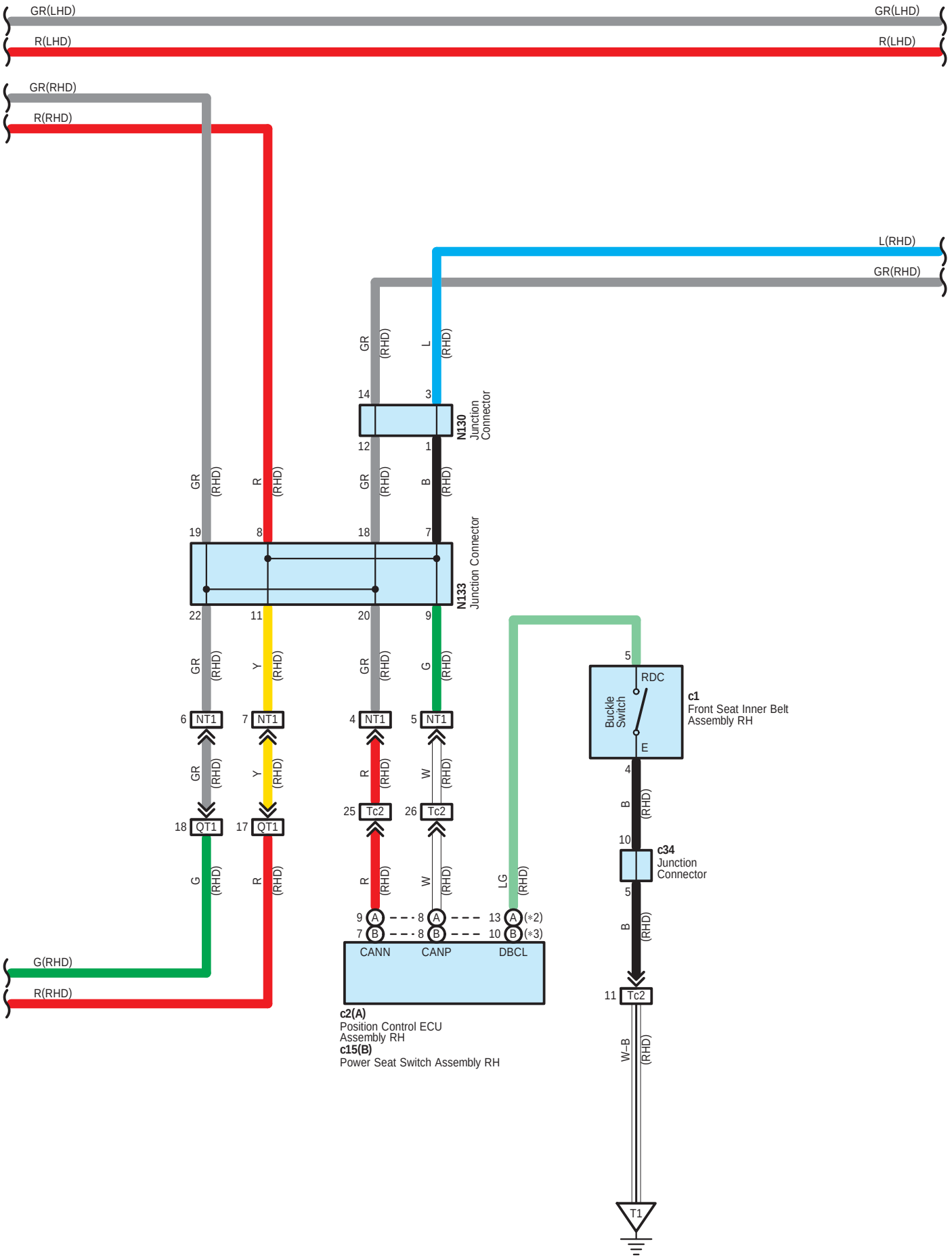
GR(LHD)
R(LHD)
GR(RHD)
R(RHD)
L(RHD)
GR(RHD)
N130
Junction
Connector
N133
Junction Connector
NT1
QT1
Tc2
Buckle
Switch
RDC
E
c1
Front Seat Inner Belt
Assembly RH
c34
Junction
Connector
CANN
CANP
DBCL
c2(A)
Position Control ECU
Assembly RH
c15(B)
Power Seat Switch Assembly RH
G(RHD)
R(RHD)
T1

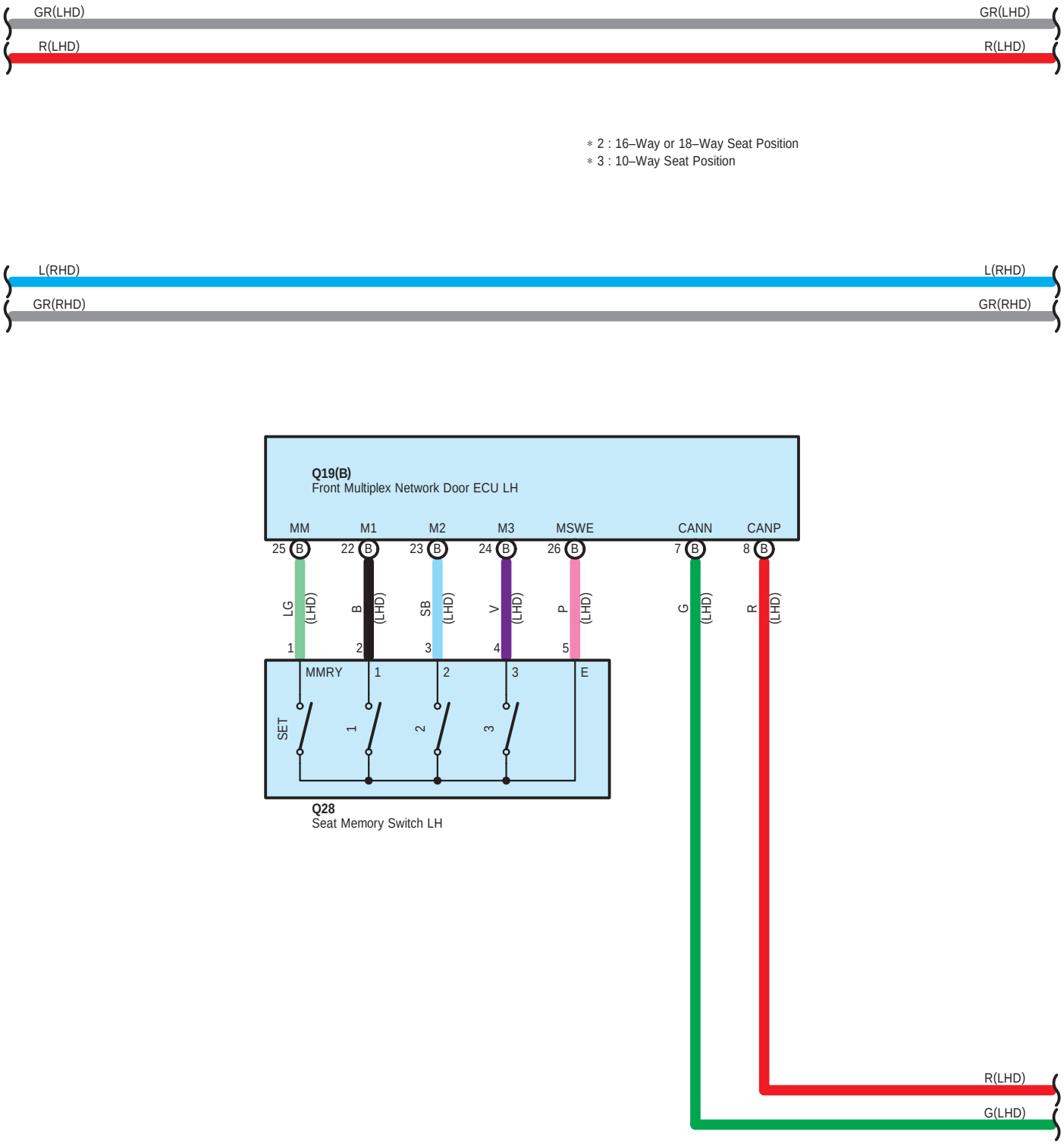
GR(LHD)
GR(LHD)
R(LHD)
R(LHD)
* 2 : 16–Way or 18–Way Seat Position
* 3 : 10–Way Seat Position
L(RHD)
L(RHD)
GR(RHD)
GR(RHD)
Q19(B)
Front Multiplex Network Door ECU LH
MM
M1
M2
M3
MSWE
CANN
CANP
25 B
22 B
23 B
24 B
26 B
7 B
8 B
LG (LHD)
B (LHD)
SB (LHD)
V (LHD)
P (LHD)
G (LHD)
R (LHD)
1
2
3
4
5
MMRY
1
2
3
E
SET
1
2
3
Q28
Seat Memory Switch LH
R(LHD)
G(LHD)

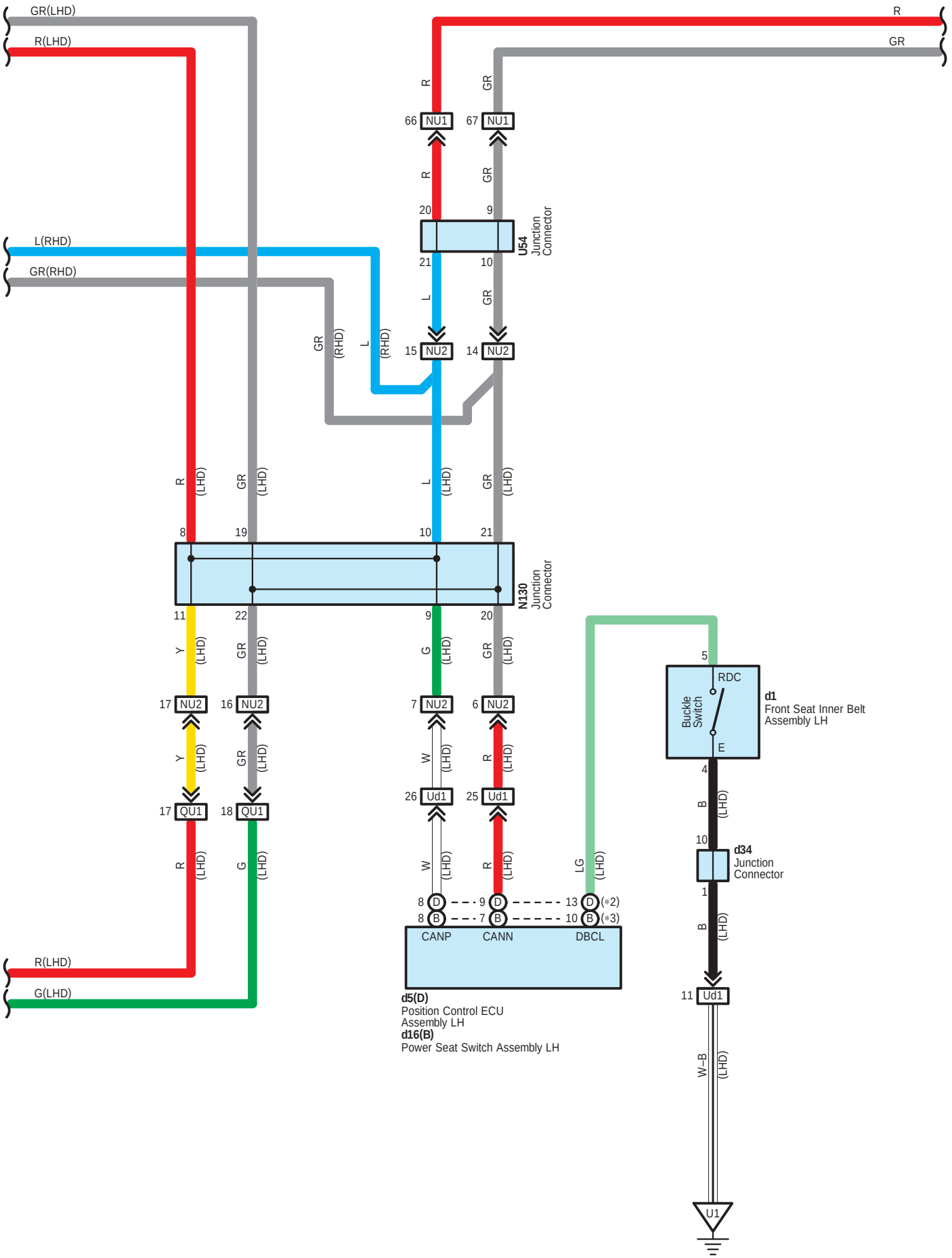
GR(LHD)
R(LHD)
R
GR
L(RHD)
GR(RHD)
66 NU1
67 NU1
20
9
21
10
U54
Junction
Connector
15 NU2
14 NU2
GR (RHD)
L (RHD)
8
19
10
21
N130
Junction
Connector
11
22
9
20
17 NU2
16 NU2
7 NU2
6 NU2
17 QU1
18 QU1
26 Ud1
25 Ud1
8 D
9 D
13 D (*2)
8 B
7 B
10 B (*3)
CANP
CANN
DBCL
d5(D)
Position Control ECU
Assembly LH
d16(B)
Power Seat Switch Assembly LH
R(LHD)
G(LHD)
5
RDC
Buckle
Switch
E
d1
Front Seat Inner Belt
Assembly LH
4
10
d34
Junction
Connector
1
11 Ud1
W–B (LHD)
U1

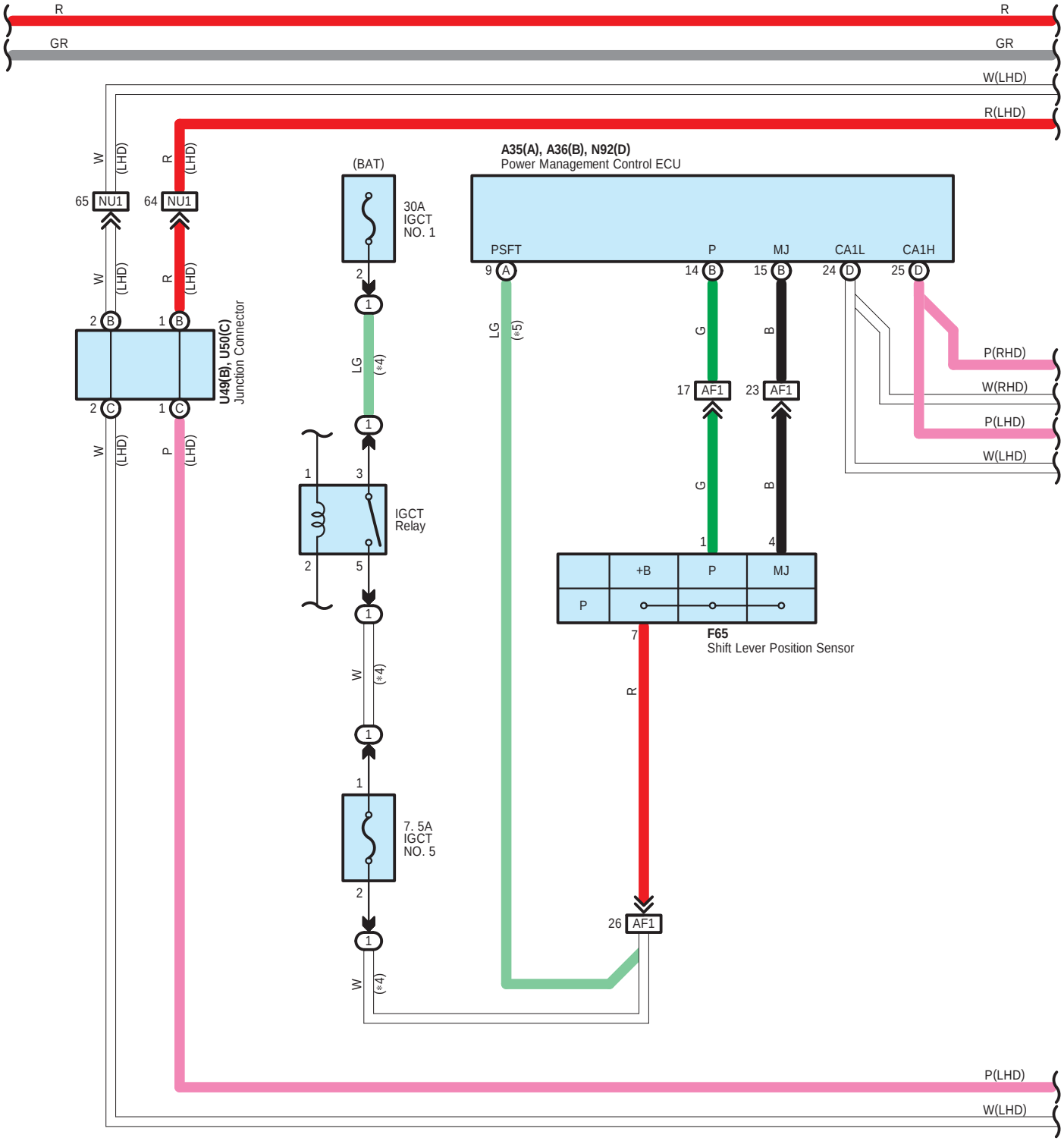


＊4 : Before Sep. 2013 Production
＊5 : From Sep. 2013 Production

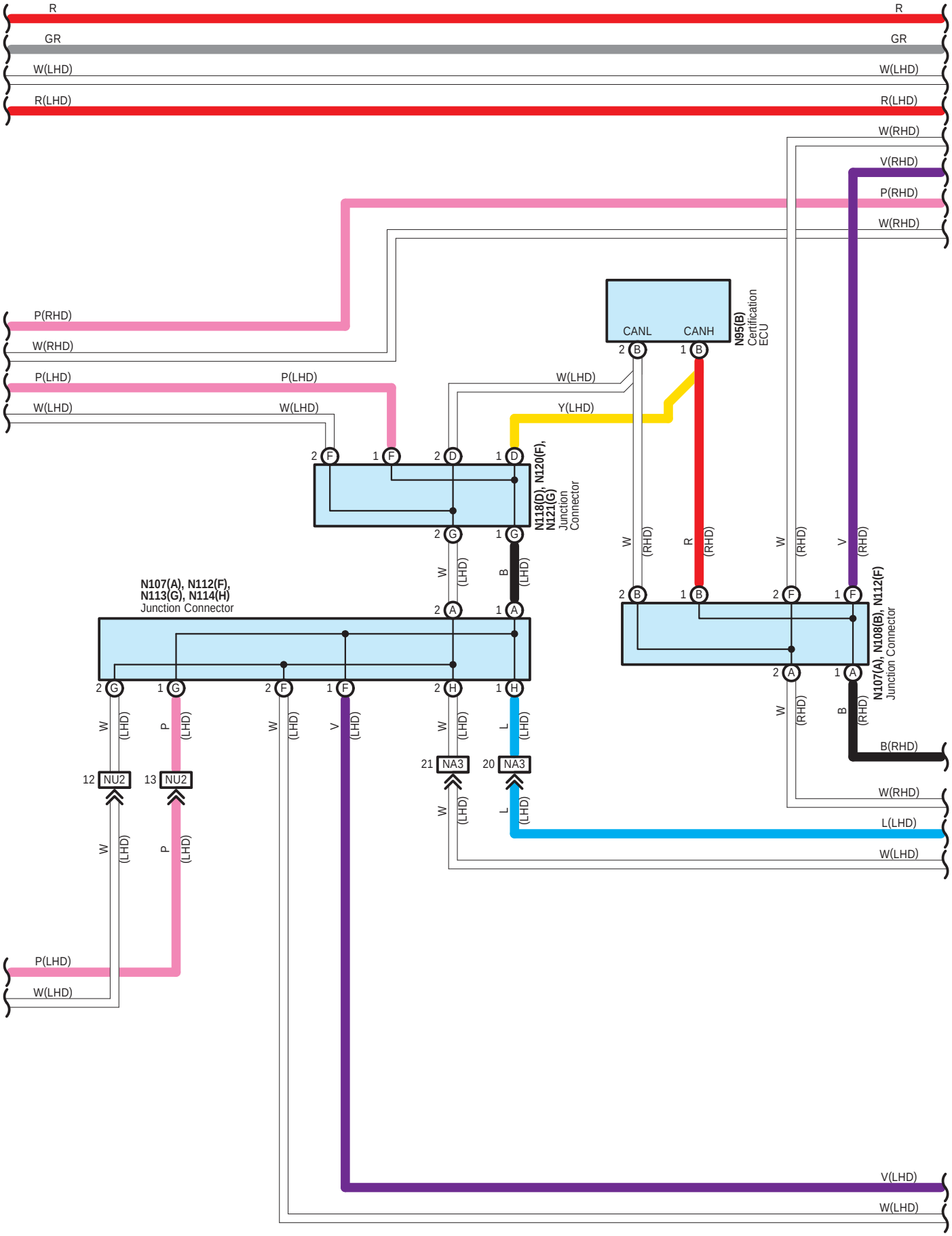
R
GR
W(LHD)
R(LHD)
W(RHD)
V(RHD)
P(RHD)
P(LHD)
CANL
CANH
N95(B)
Certification
ECU
N118(D), N120(F),
N121(G)
Junction
Connector
N107(A), N112(F),
N113(G), N114(H)
Junction Connector
N107(A), N108(B), N112(F)
Junction Connector
B(RHD)
L(LHD)
NU2
NA3

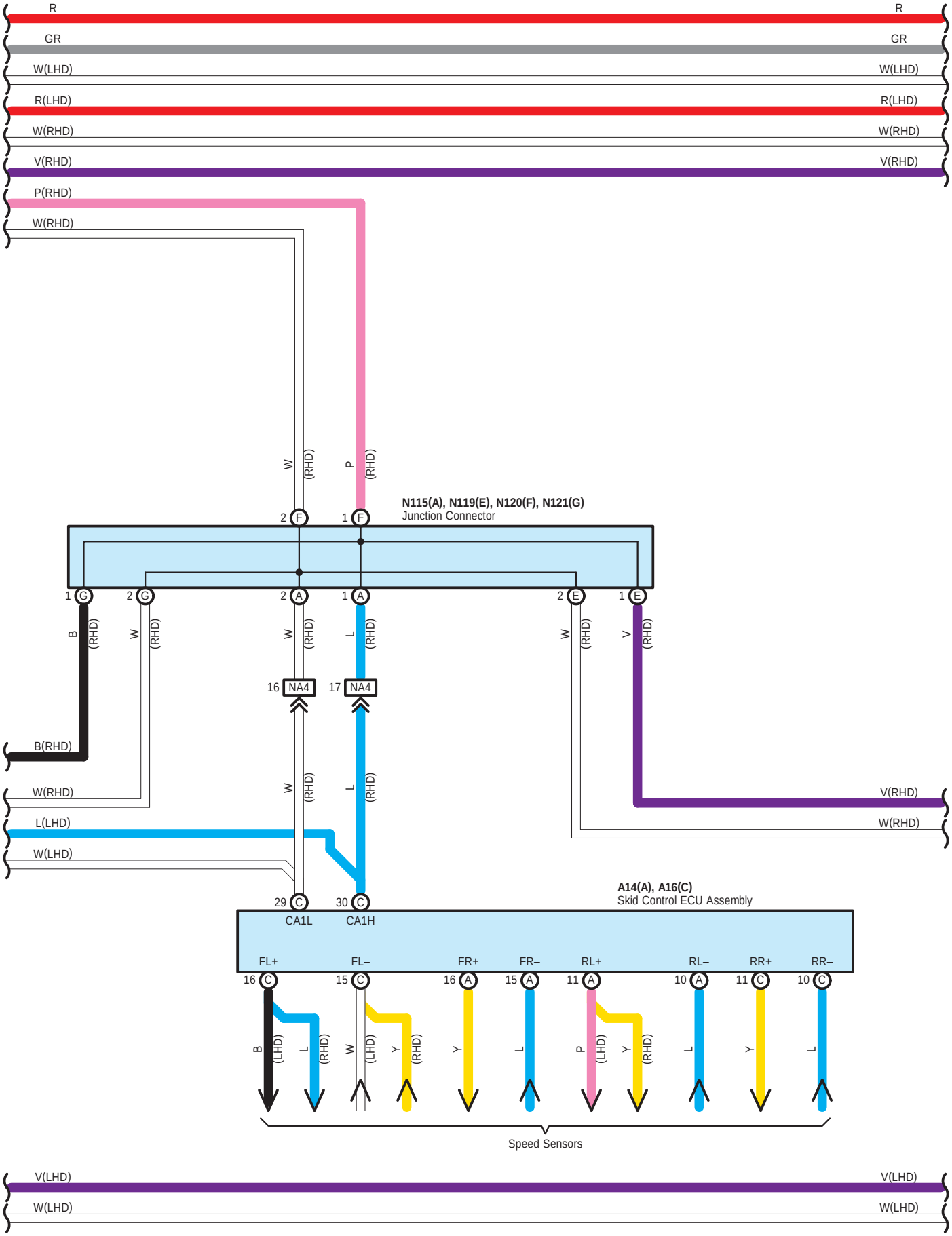
R
GR
W(LHD)
R(LHD)
W(RHD)
V(RHD)
P(RHD)
W(RHD)
N115(A), N119(E), N120(F), N121(G)
Junction Connector
2 F
1 F
1 G
2 G
2 A
1 A
2 E
1 E
16 NA4
17 NA4
B(RHD)
W(RHD)
L(LHD)
W(LHD)
V(RHD)
W(RHD)
A14(A), A16(C)
Skid Control ECU Assembly
29 C
30 C
CA1L
CA1H
FL+
FL–
FR+
FR–
RL+
RL–
RR+
RR–
16 C
15 C
16 A
15 A
11 A
10 A
11 C
10 C
Speed Sensors
V(LHD)
W(LHD)

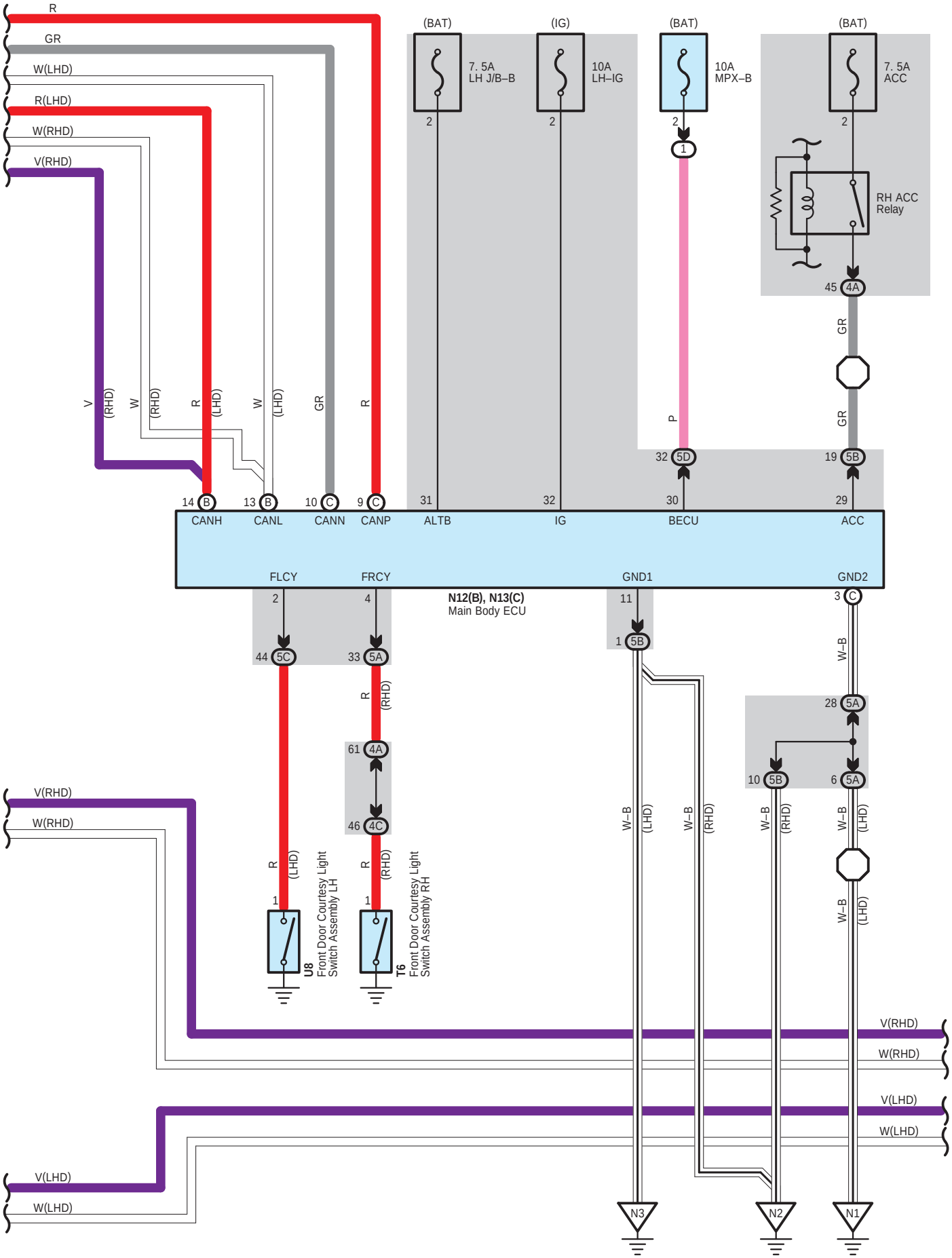
R
GR
W(LHD)
R(LHD)
W(RHD)
V(RHD)
(BAT)
7. 5A
LH J/B–B
(IG)
10A
LH–IG
(BAT)
10A
MPX–B
(BAT)
7. 5A
ACC
RH ACC
Relay
45 4A
GR
GR
P
32 5D
19 5B
14 B
13 B
10 C
9 C
31
32
30
29
CANH
CANL
CANN
CANP
ALTB
IG
BECU
ACC
FLCY
FRCY
GND1
GND2
N12(B), N13(C)
Main Body ECU
2
4
11
3 C
44 5C
33 5A
1 5B
W–B
R
(RHD)
28 5A
61 4A
10 5B
6 5A
46 4C
W–B
(LHD)
W–B
(RHD)
W–B
(RHD)
W–B
(LHD)
R
(LHD)
R
(RHD)
1
1
U8
Front Door Courtesy Light
Switch Assembly LH
T6
Front Door Courtesy Light
Switch Assembly RH
V(RHD)
W(RHD)
V(RHD)
W(RHD)
V(LHD)
W(LHD)
V(LHD)
W(LHD)
N3
N2
N1

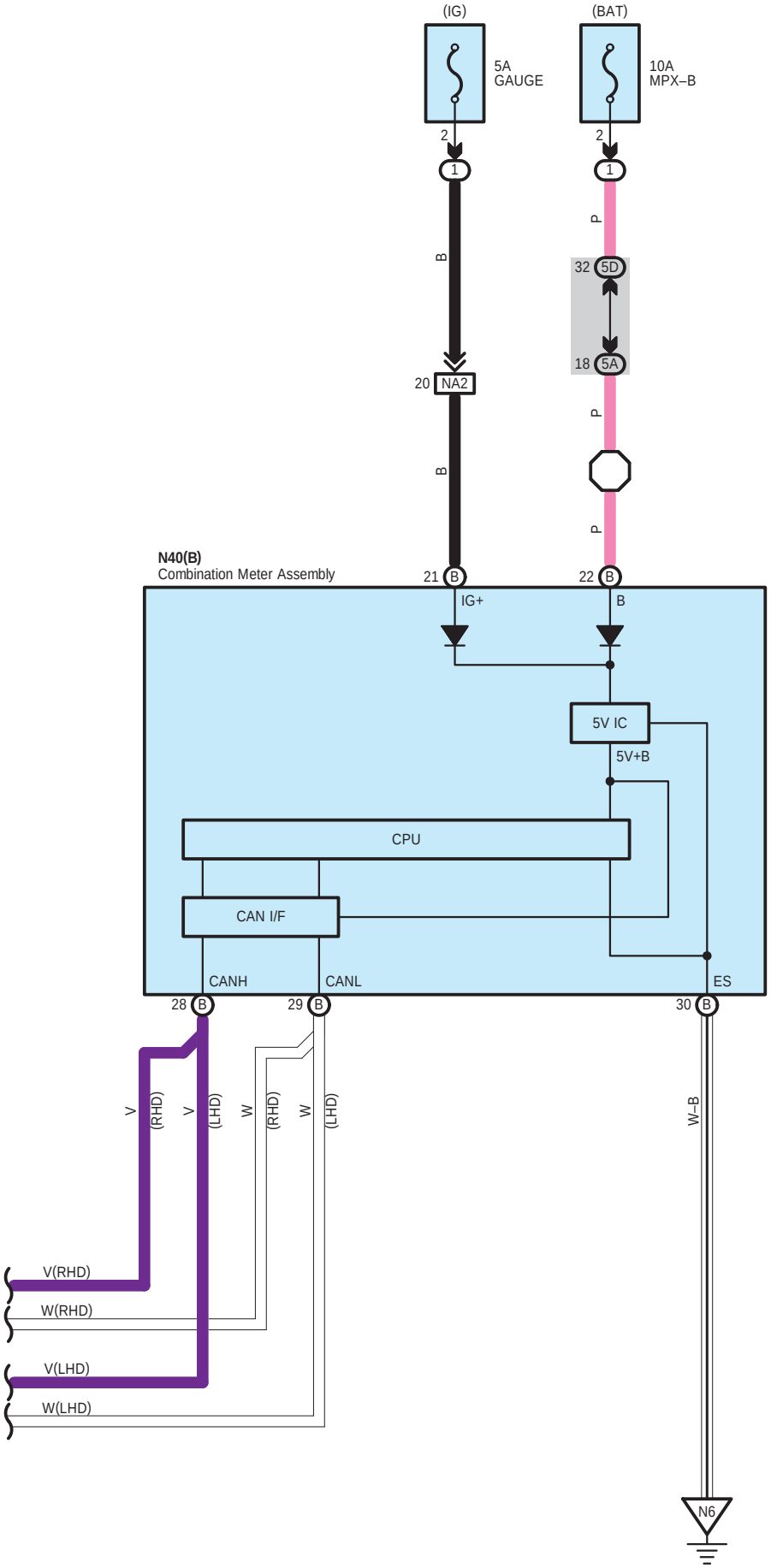
(IG)
(BAT)
5A
GAUGE
10A
MPX–B
2
1
B
P
32 5D
18 5A
20 NA2
N40(B)
Combination Meter Assembly
21 B
22 B
IG+
B
5V IC
5V+B
CPU
CAN I/F
CANH
CANL
ES
28 B
29 B
30 B
V (RHD)
V (LHD)
W (RHD)
W (LHD)
W–B
V(RHD)
W(RHD)
V(LHD)
W(LHD)
N6

A 14
Black

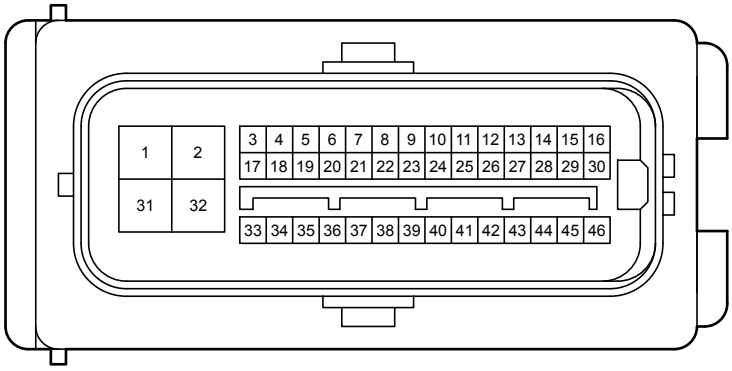


A 16
Gray

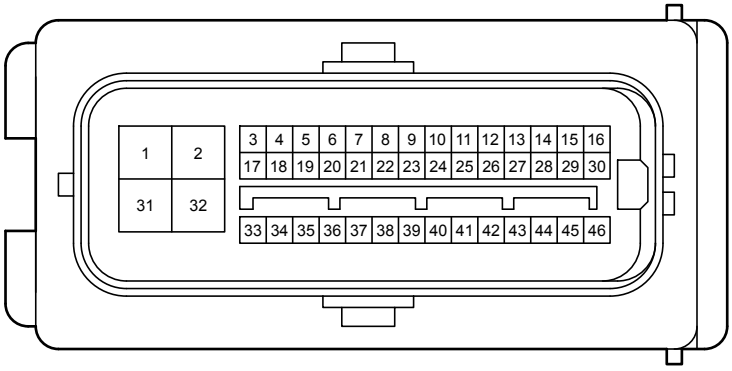


A 35
Gray

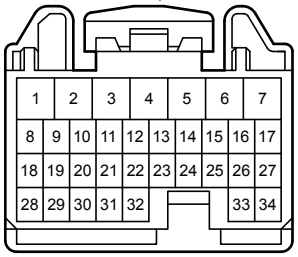


A 36
Gray

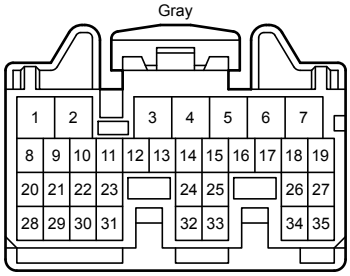


F 65
Gray

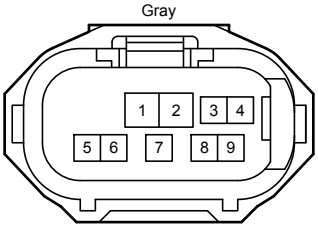


N 12
White

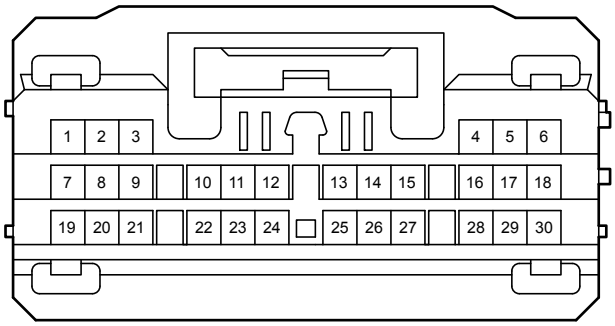

N 13
White

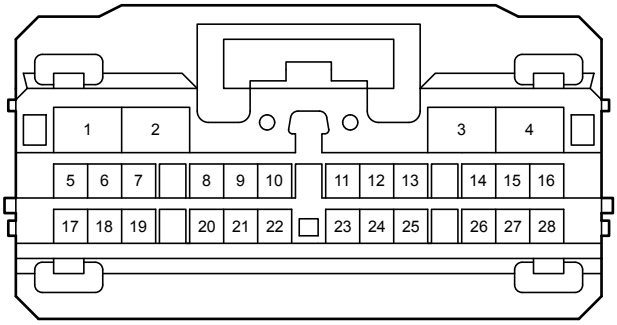


N 22
Black

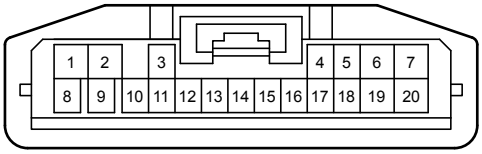


N 25
Black

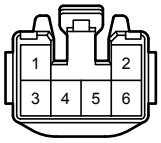


N 27
Black

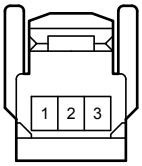


N 37
White

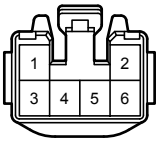


N 40
Black

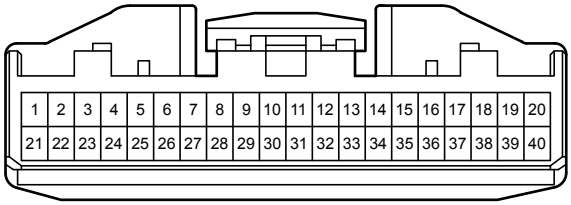


N 92
Gray

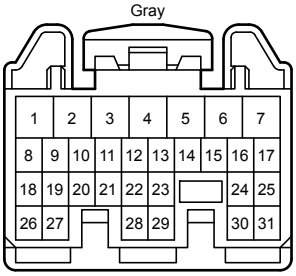


N 95
White

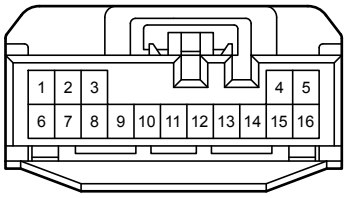


N107
White

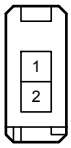


N108
White

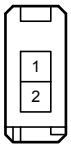


N112
White

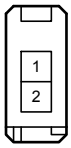


N113
White

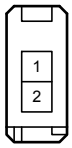


N114
White

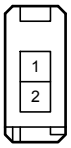


N115
White

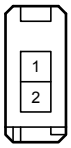


N118
White

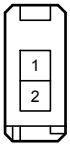


N119
White

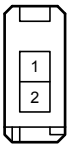


N120
White

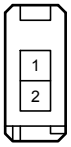


N121
White

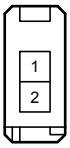


N130
Black

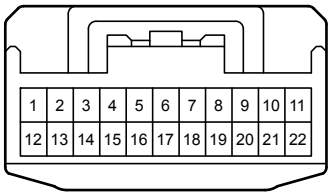

N133
Black

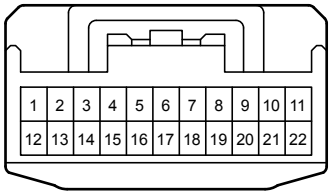


Q 4
White

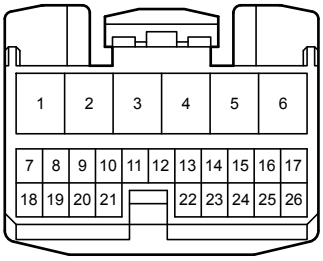


Q 13
White

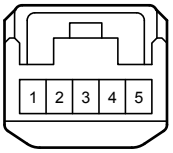


Q 19
White

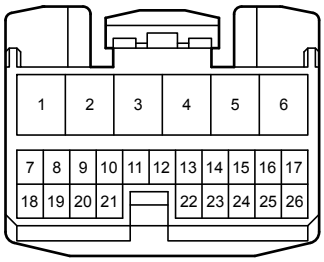


Q 28
White

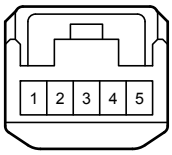


T 6
Black

U 8
Black

U 49
White

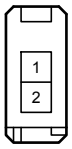


U 50
White

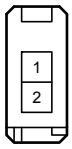


U 54
Blue

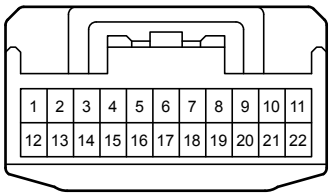


c 1
White

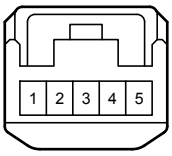


c 2
White

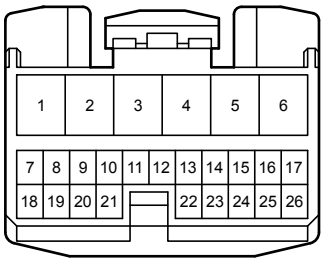


c 15
Black

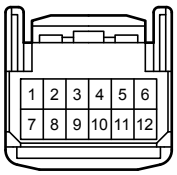


c 34
Black

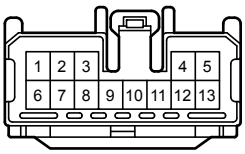


d 1
White

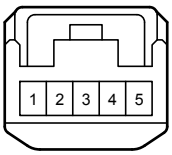


d 5
White

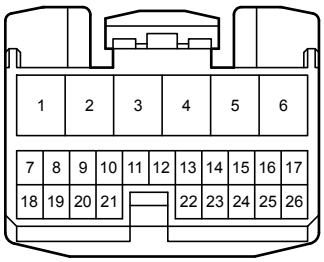


d 16
Black




d 34
Black

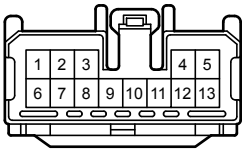

4A
White

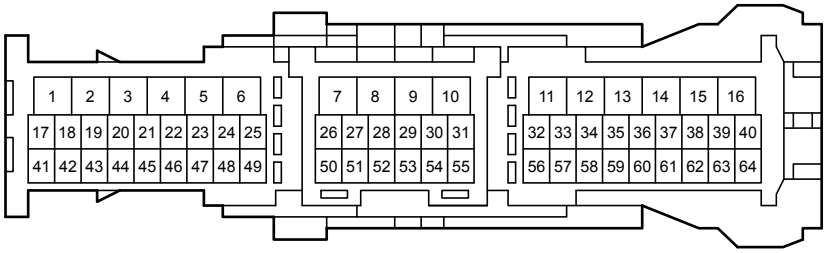


4B
White

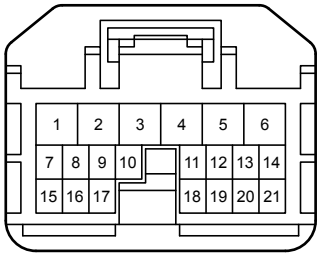


4C
White

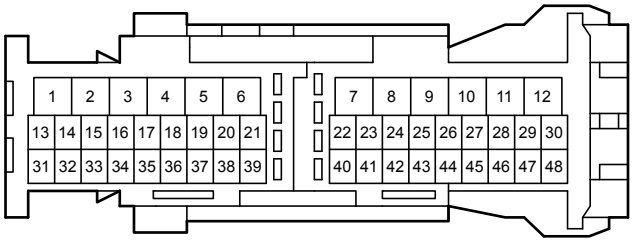


5A
White

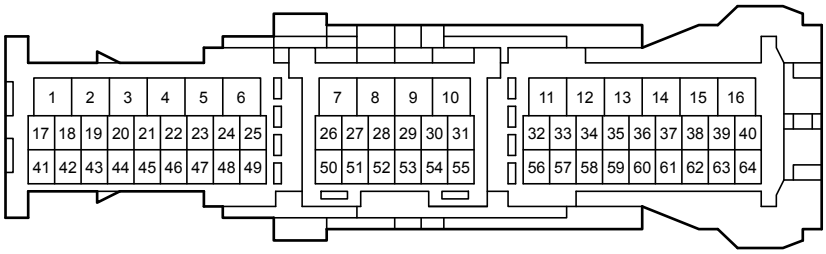


5B
White

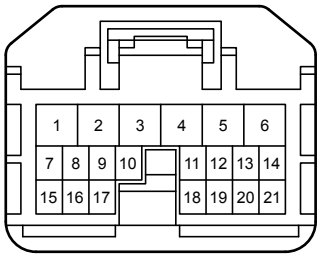


5C
White

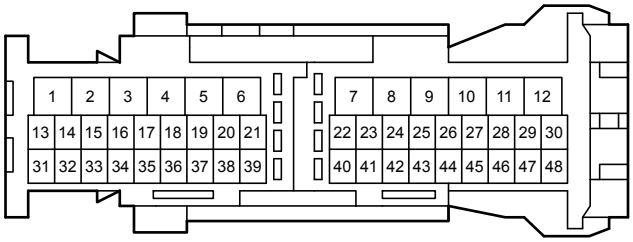


5D
White

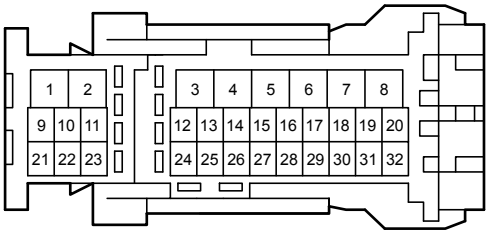


AF1
White

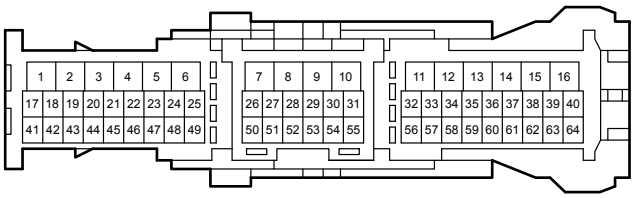


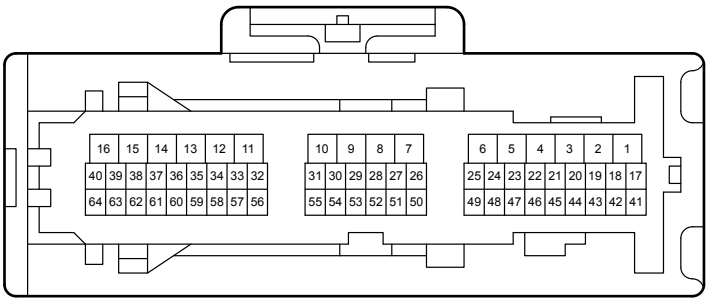

NA2
White

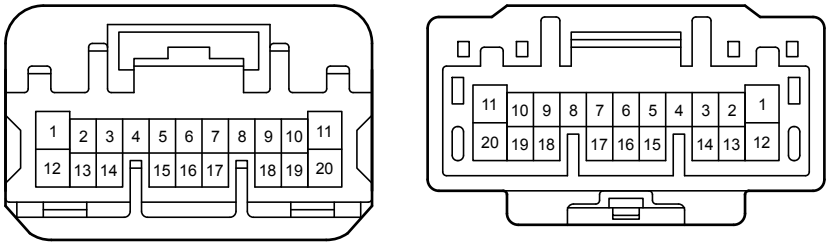


NA3
White

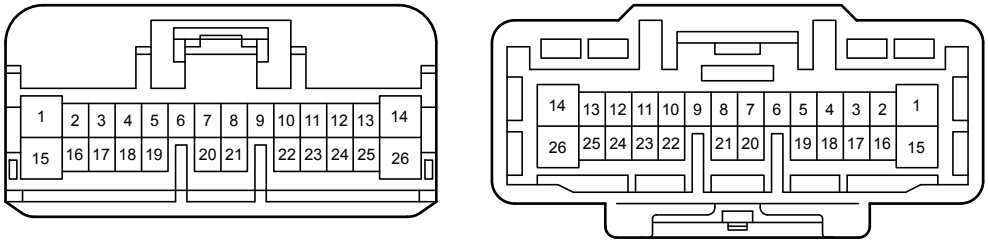


NA4
Gray

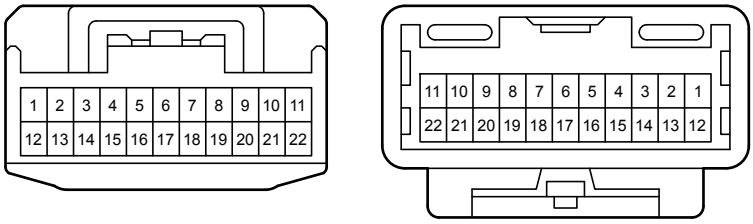


NT1
White

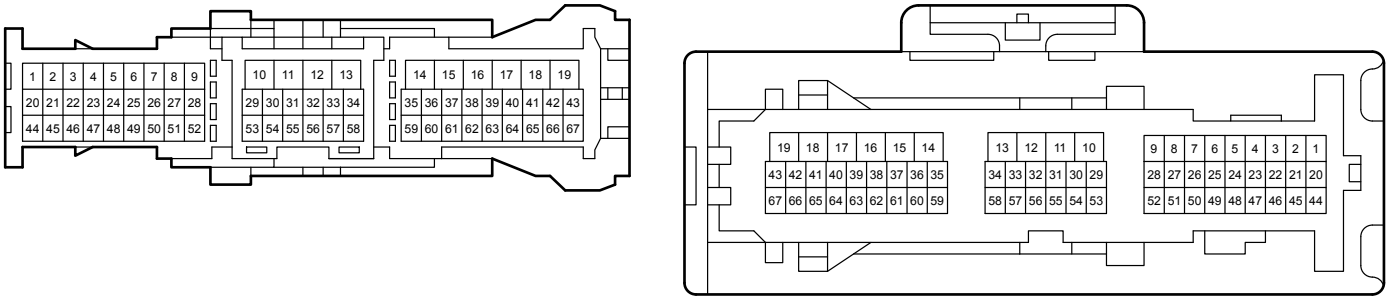

NU1
White

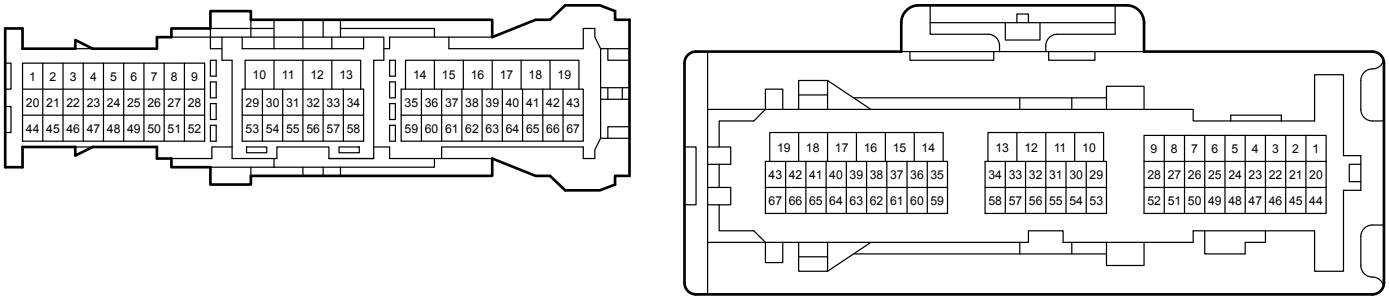


NU2
White

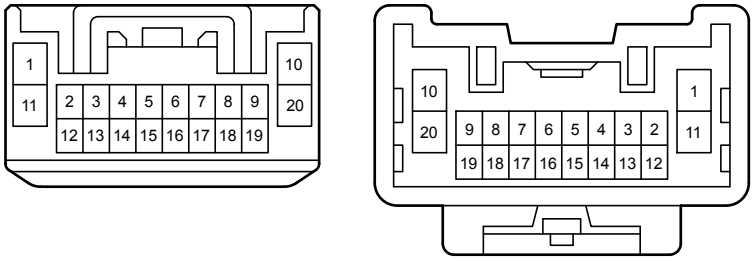


QT1
White

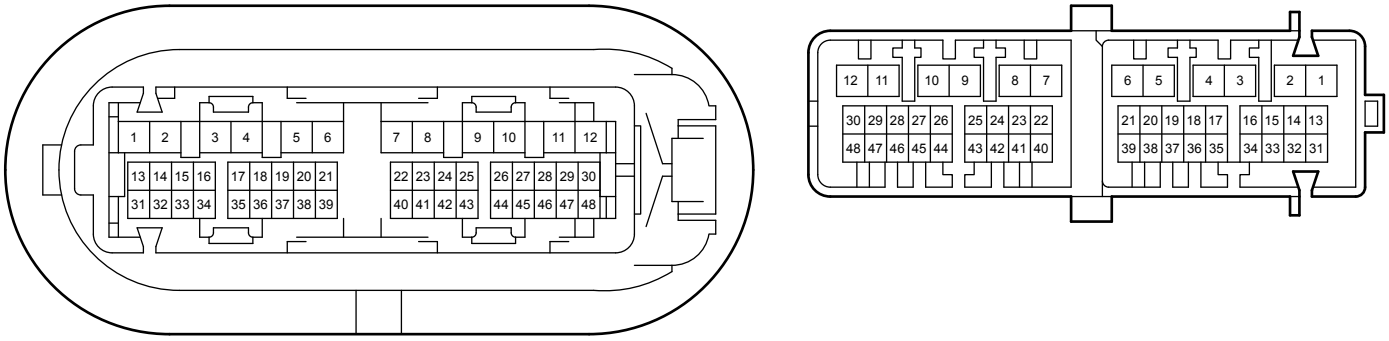


QU1
White

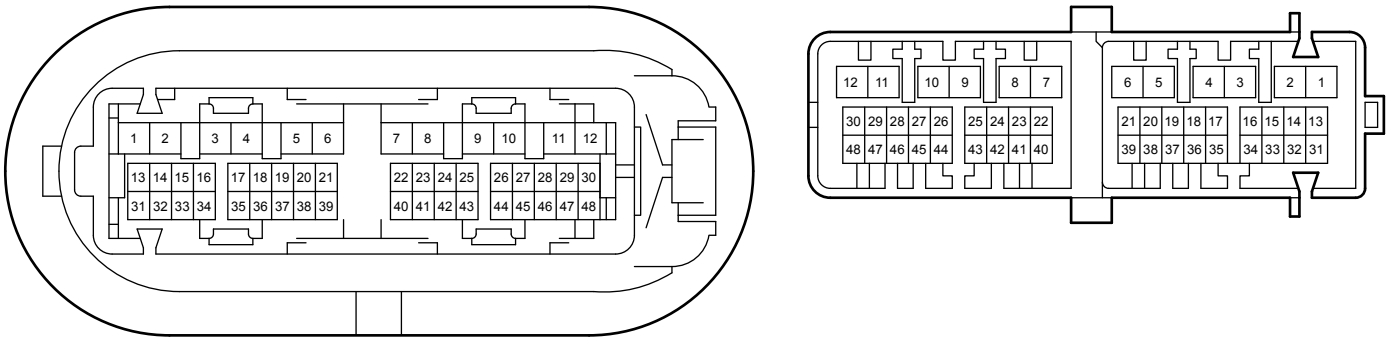

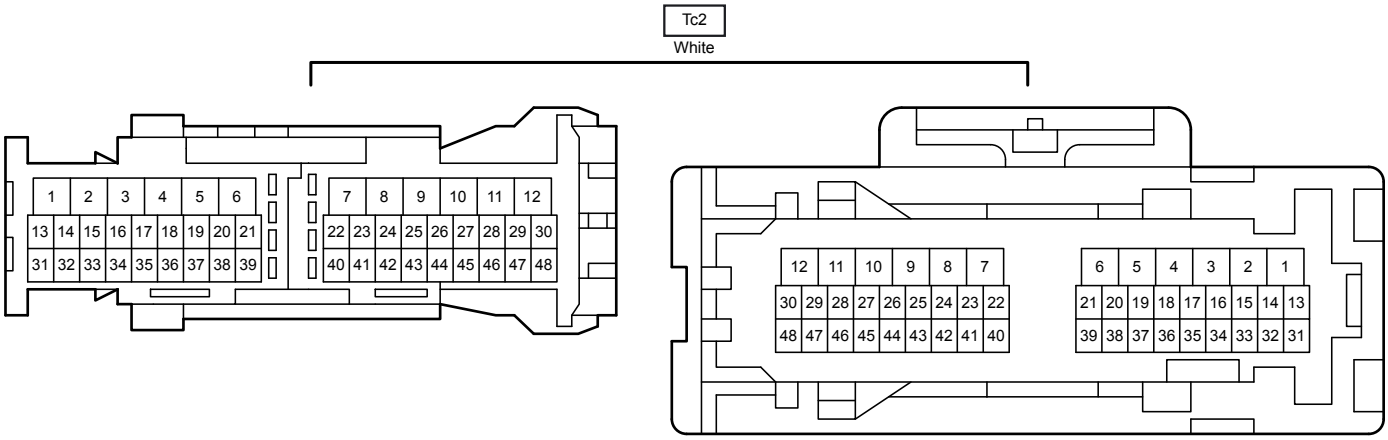
Tc2
White
1 2 3 4 5 6 7 8 9 10 11 12
13 14 15 16 17 18 19 20 21 22 23 24 25 26 27 28 29 30
31 32 33 34 35 36 37 38 39 40 41 42 43 44 45 46 47 48
12 11 10 9 8 7 6 5 4 3 2 1
30 29 28 27 26 25 24 23 22 21 20 19 18 17 16 15 14 13
48 47 46 45 44 43 42 41 40 39 38 37 36 35 34 33 32 31

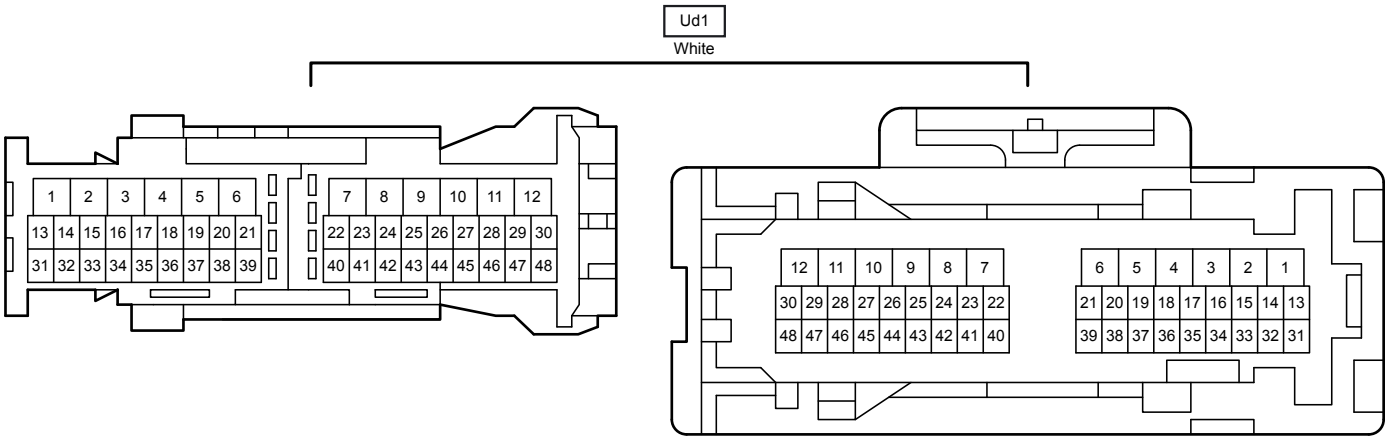
Ud1
White
1 2 3 4 5 6 7 8 9 10 11 12
13 14 15 16 17 18 19 20 21 22 23 24 25 26 27 28 29 30
31 32 33 34 35 36 37 38 39 40 41 42 43 44 45 46 47 48
12 11 10 9 8 7 6 5 4 3 2 1
30 29 28 27 26 25 24 23 22 21 20 19 18 17 16 15 14 13
48 47 46 45 44 43 42 41 40 39 38 37 36 35 34 33 32 31