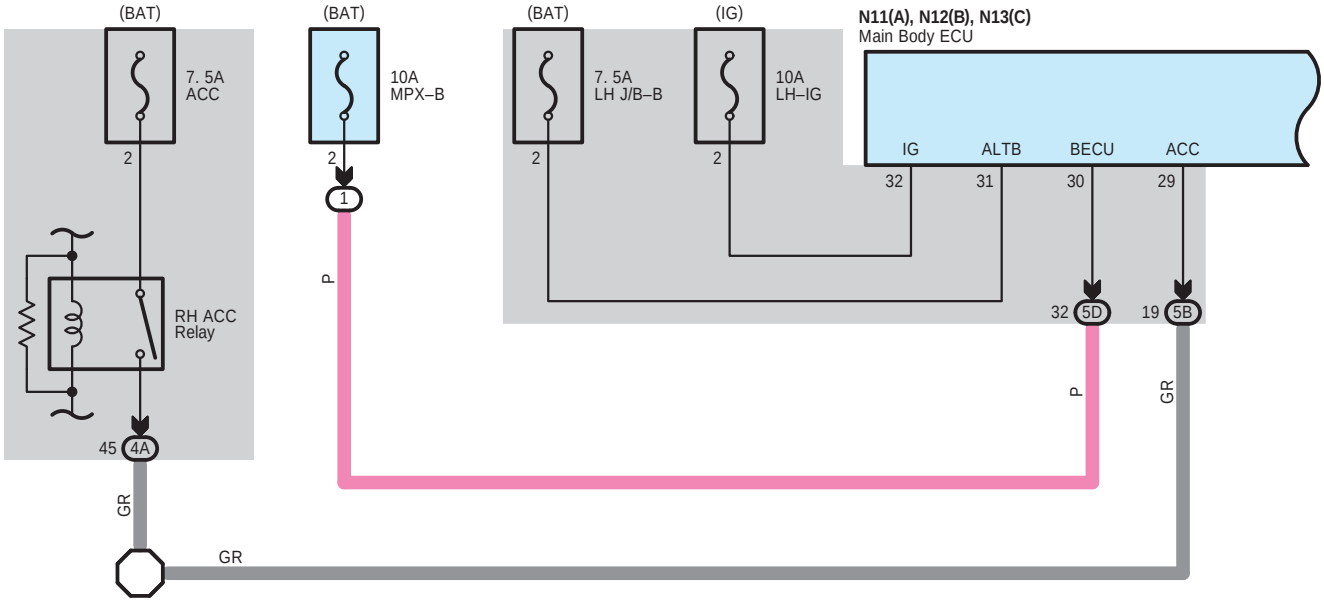
(BAT)
7. 5A
ACC
2
RH ACC
Relay
45
4A
GR
(BAT)
10A
MPX–B
2
1
P
(BAT)
7. 5A
LH J/B–B
2
(IG)
10A
LH–IG
2
N11(A), N12(B), N13(C)
Main Body ECU
IG
ALTB
BECU
ACC
32
31
30
29
32
5D
19
5B
P
GR
GR

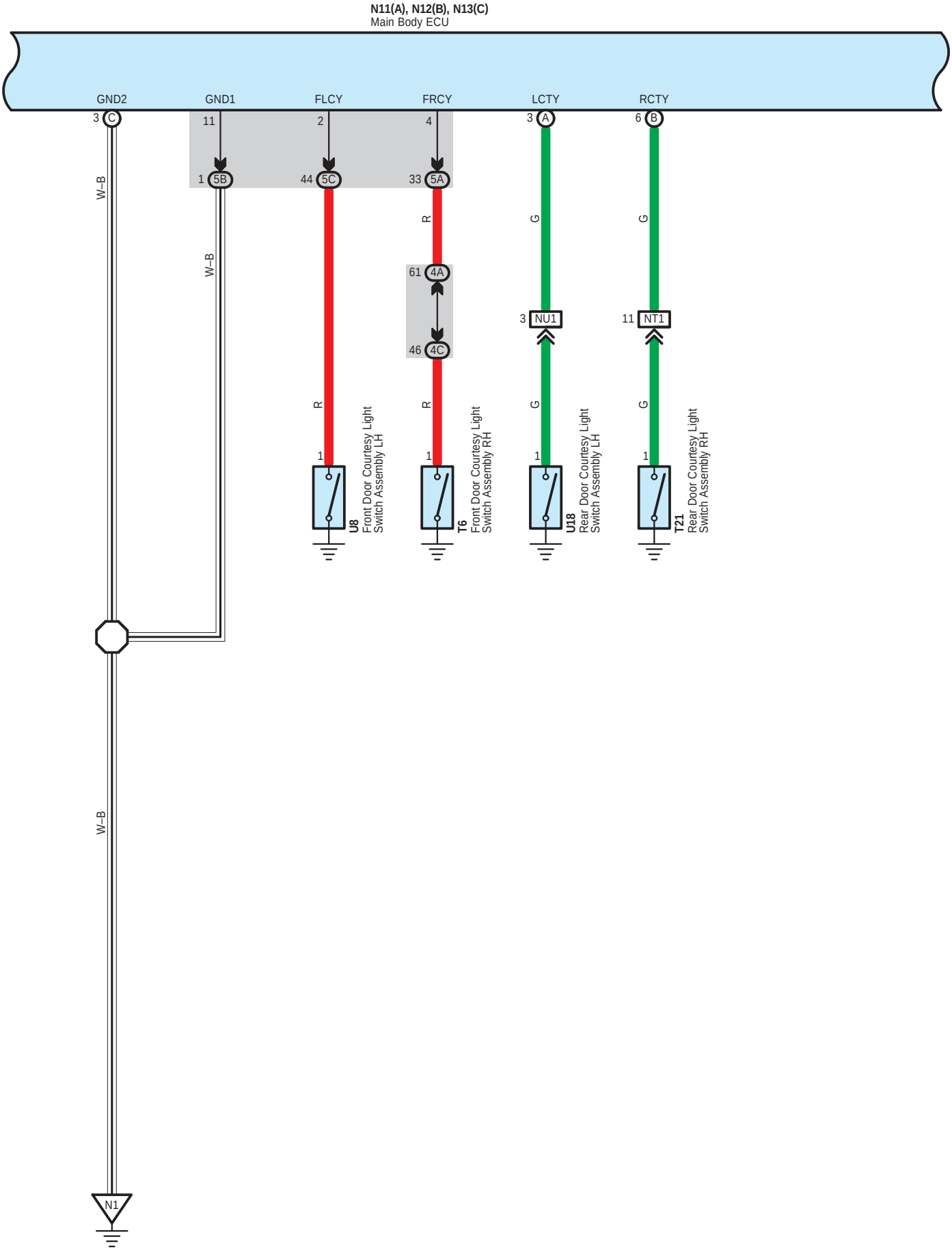
N11(A), N12(B), N13(C)
Main Body ECU
GND2
GND1
FLCY
FRCY
LCTY
RCTY
3 C
11
2
4
3 A
6 B
1 5B
44 5C
33 5A
61 4A
46 4C
3 NU1
11 NT1
W–B
R
G
1
U8
Front Door Courtesy Light Switch Assembly LH
T6
Front Door Courtesy Light Switch Assembly RH
U18
Rear Door Courtesy Light Switch Assembly LH
T21
Rear Door Courtesy Light Switch Assembly RH
N1

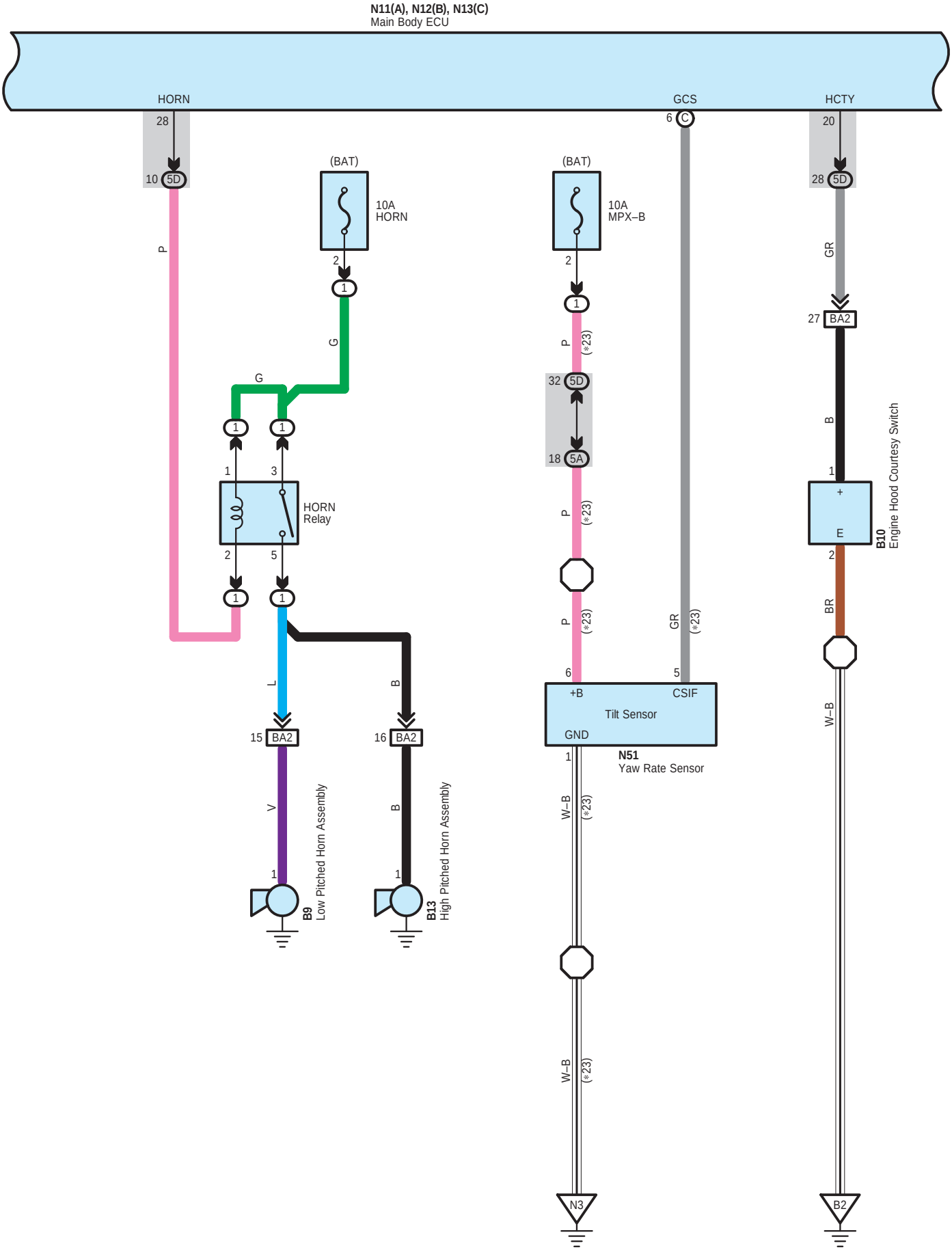
N11(A), N12(B), N13(C)
Main Body ECU
HORN
GCS
HCTY
28
10 5D
P
(BAT)
10A
HORN
2
1
G
G
1
1
1
3
HORN
Relay
2
5
1
1
L
B
15 BA2
16 BA2
V
B
1
1
B9
Low Pitched Horn Assembly
B13
High Pitched Horn Assembly
(BAT)
10A
MPX–B
2
1
P
(*23)
32 5D
18 5A
P
(*23)
P
(*23)
GR
(*23)
6
5
+B
CSIF
Tilt Sensor
GND
1
N51
Yaw Rate Sensor
W–B
(*23)
W–B
(*23)
N3
6 C
20
28 5D
GR
27 BA2
B
1
+
E
B10
Engine Hood Courtesy Switch
2
BR
W–B
B2

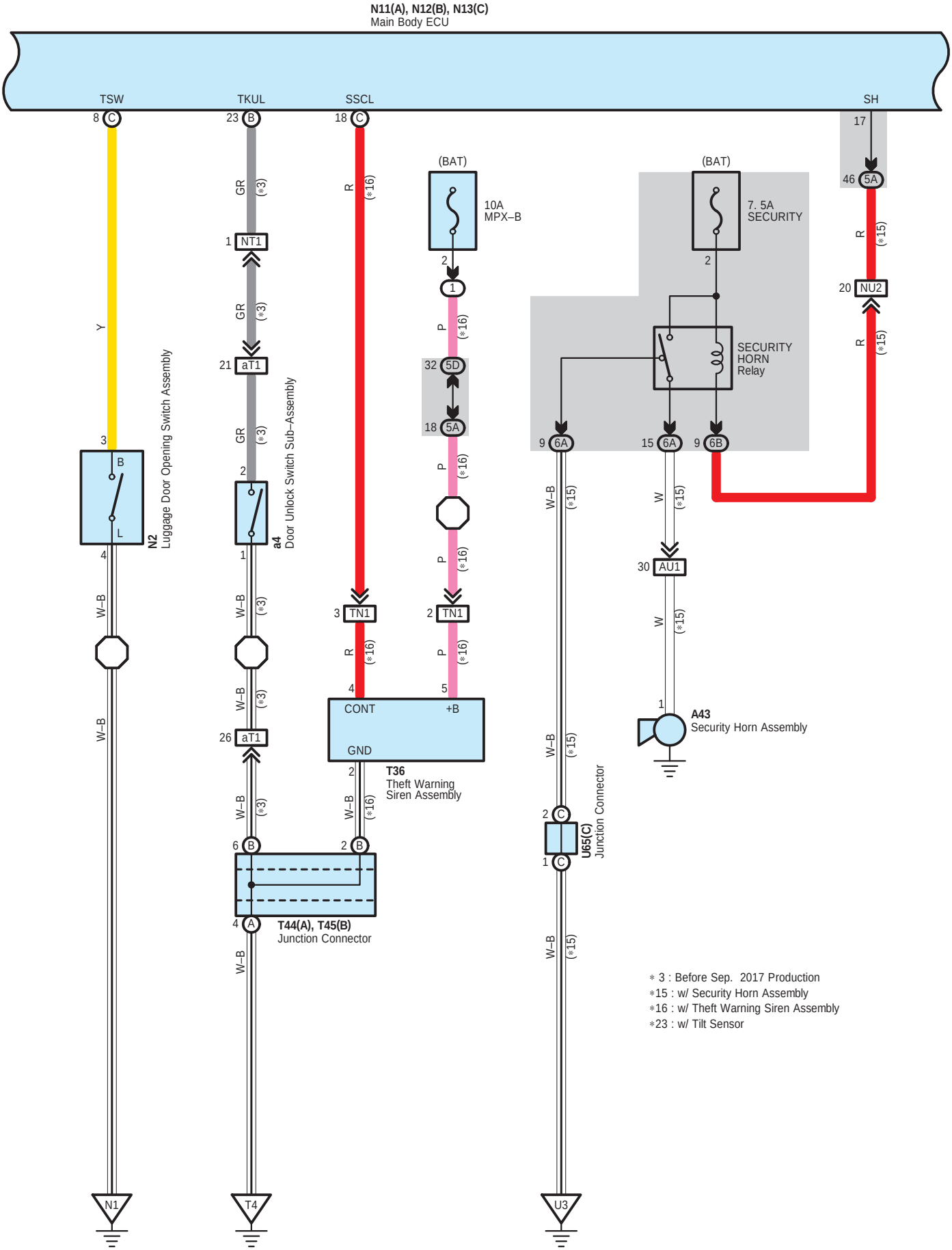

∗ 3 : Before Sep. 2017 Production
∗15 : w/ Security Horn Assembly
∗16 : w/ Theft Warning Siren Assembly
∗23 : w/ Tilt Sensor

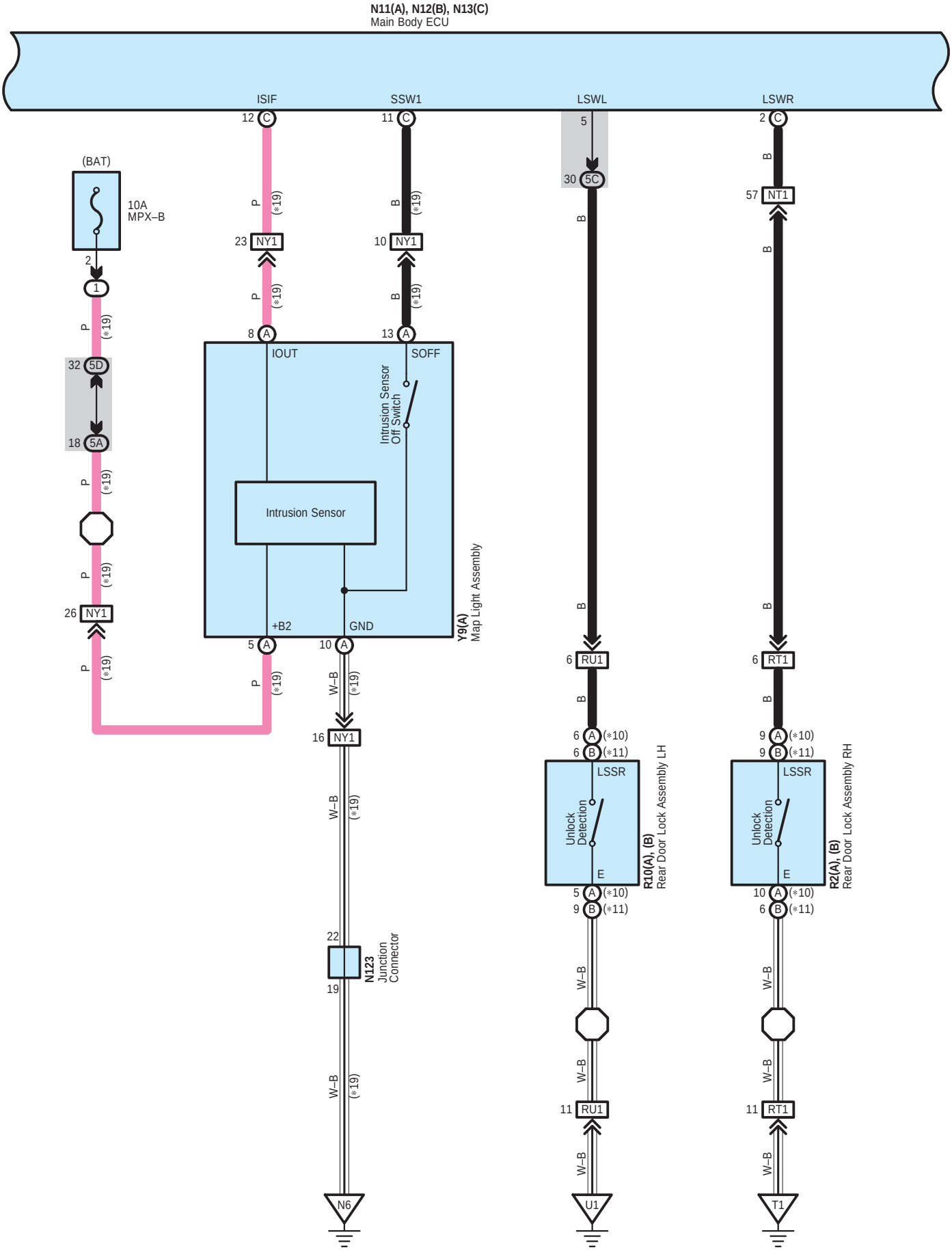
N11(A), N12(B), N13(C)
Main Body ECU
ISIF
SSW1
LSWL
LSWR
(BAT)
10A
MPX–B
IOUT
SOFF
Intrusion Sensor
Off Switch
Intrusion Sensor
+B2
GND
Y9(A)
Map Light Assembly
LSSR
Unlock
Detection
E
R10(A), (B)
Rear Door Lock Assembly LH
R2(A), (B)
Rear Door Lock Assembly RH
N123
Junction
Connector
N6
U1
T1

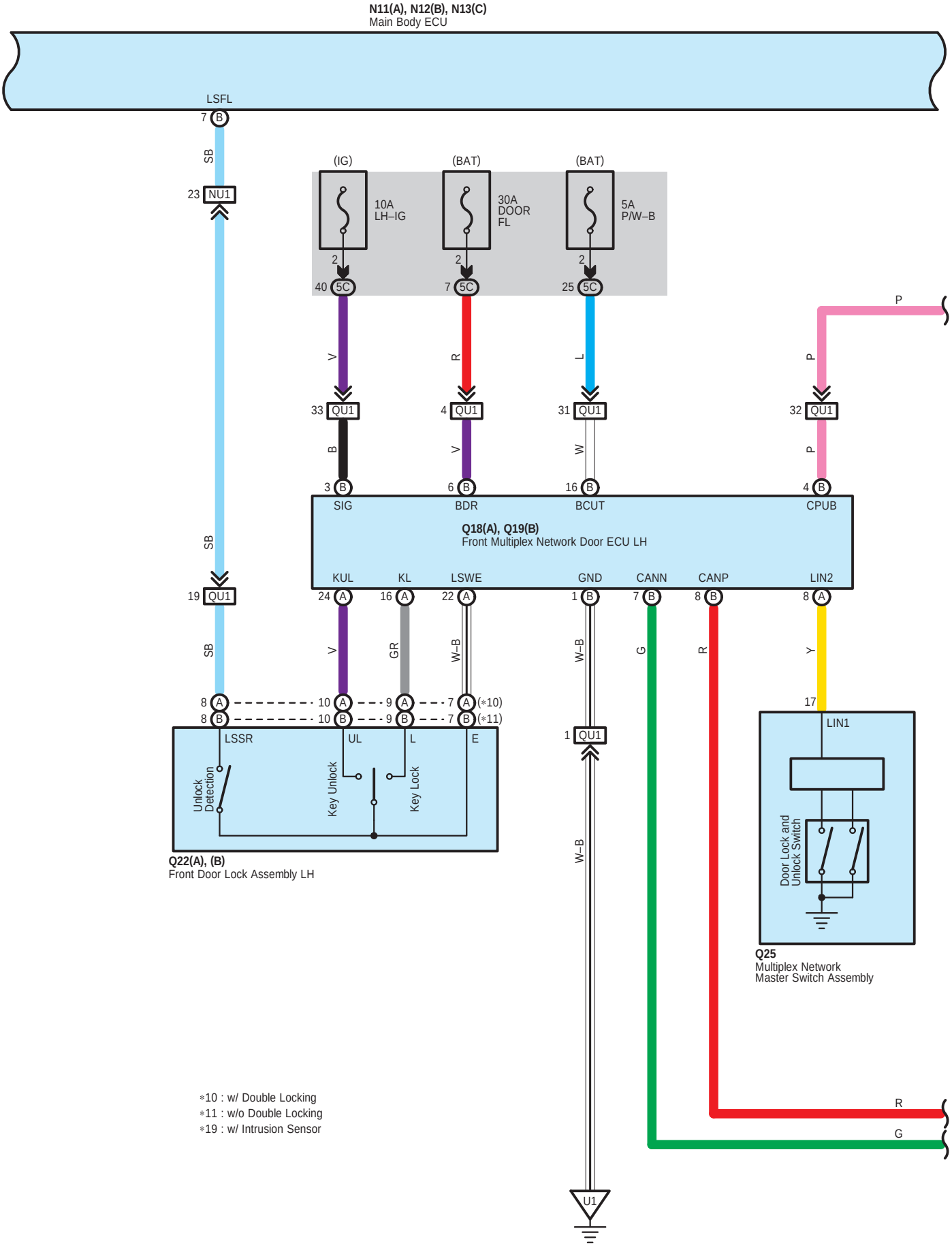

*10 : w/ Double Locking
*11 : w/o Double Locking
*19 : w/ Intrusion Sensor

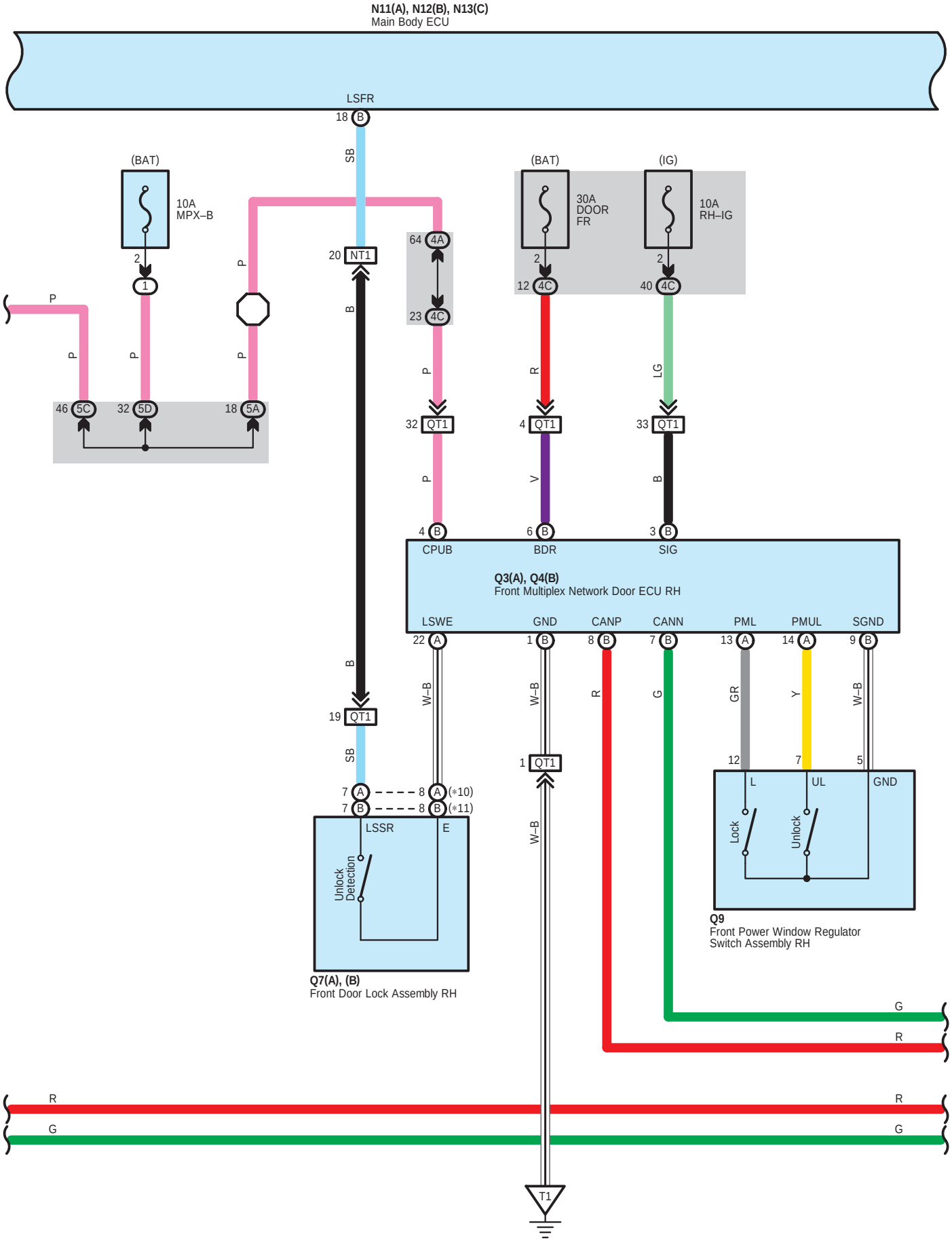
N11(A), N12(B), N13(C)
Main Body ECU
LSFR
18 B
SB
(BAT)
10A
MPX–B
2
1
P
P
P
P
46 5C
32 5D
18 5A
20 NT1
B
64 4A
23 4C
P
32 QT1
P
4 B
CPUB
(BAT)
30A
DOOR
FR
2
12 4C
R
4 QT1
V
6 B
BDR
(IG)
10A
RH–IG
2
40 4C
LG
33 QT1
B
3 B
SIG
Q3(A), Q4(B)
Front Multiplex Network Door ECU RH
LSWE
GND
CANP
CANN
PML
PMUL
SGND
22 A
1 B
8 B
7 B
13 A
14 A
9 B
W–B
W–B
R
G
GR
Y
W–B
B
19 QT1
SB
1 QT1
W–B
12
7
5
L
UL
GND
Lock
Unlock
7 A
8 A (*10)
7 B
8 B (*11)
LSSR
E
Unlock
Detection
Q7(A), (B)
Front Door Lock Assembly RH
Q9
Front Power Window Regulator
Switch Assembly RH
G
R
R
G
R
G
T1

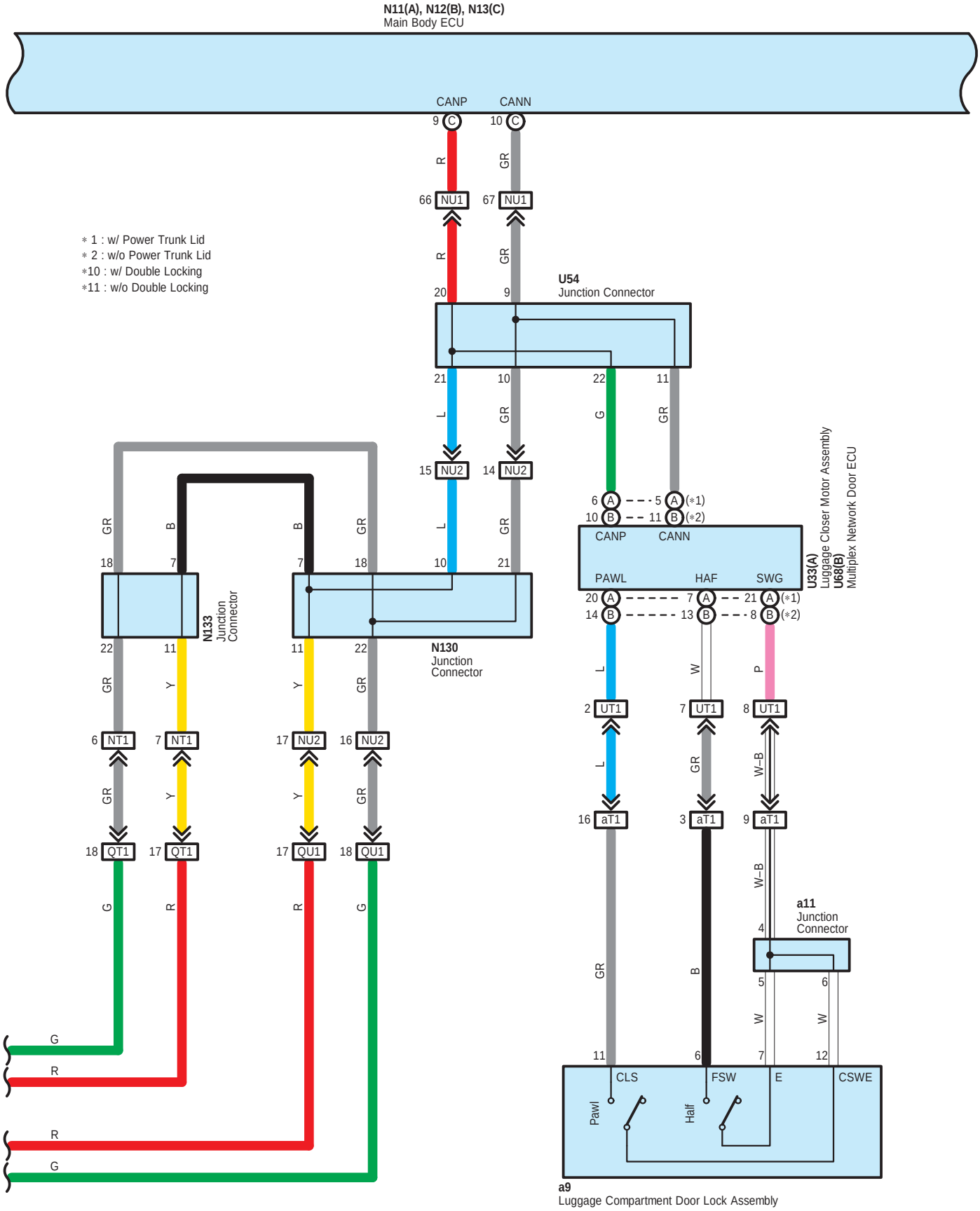
N11(A), N12(B), N13(C)
Main Body ECU
CANP
CANN
9 C
10 C
R
GR
66 NU1
67 NU1
∗ 1 : w/ Power Trunk Lid
∗ 2 : w/o Power Trunk Lid
∗10 : w/ Double Locking
∗11 : w/o Double Locking
20
9
U54
Junction Connector
21
10
22
11
L
G
15 NU2
14 NU2
6 A
5 A (∗1)
10 B
11 B (∗2)
CANP
CANN
PAWL
HAF
SWG
U33(A)
Luggage Closer Motor Assembly
U68(B)
Multiplex Network Door ECU
20 A
7 A
21 A (∗1)
14 B
13 B
8 B (∗2)
B
18
7
N133
Junction Connector
N130
Junction Connector
Y
6 NT1
7 NT1
17 NU2
16 NU2
2 UT1
7 UT1
8 UT1
W
P
W–B
16 aT1
3 aT1
9 aT1
18 QT1
17 QT1
17 QU1
18 QU1
a11
Junction Connector
4
5
6
W
12
CLS
FSW
E
CSWE
Pawl
Half
a9
Luggage Compartment Door Lock Assembly

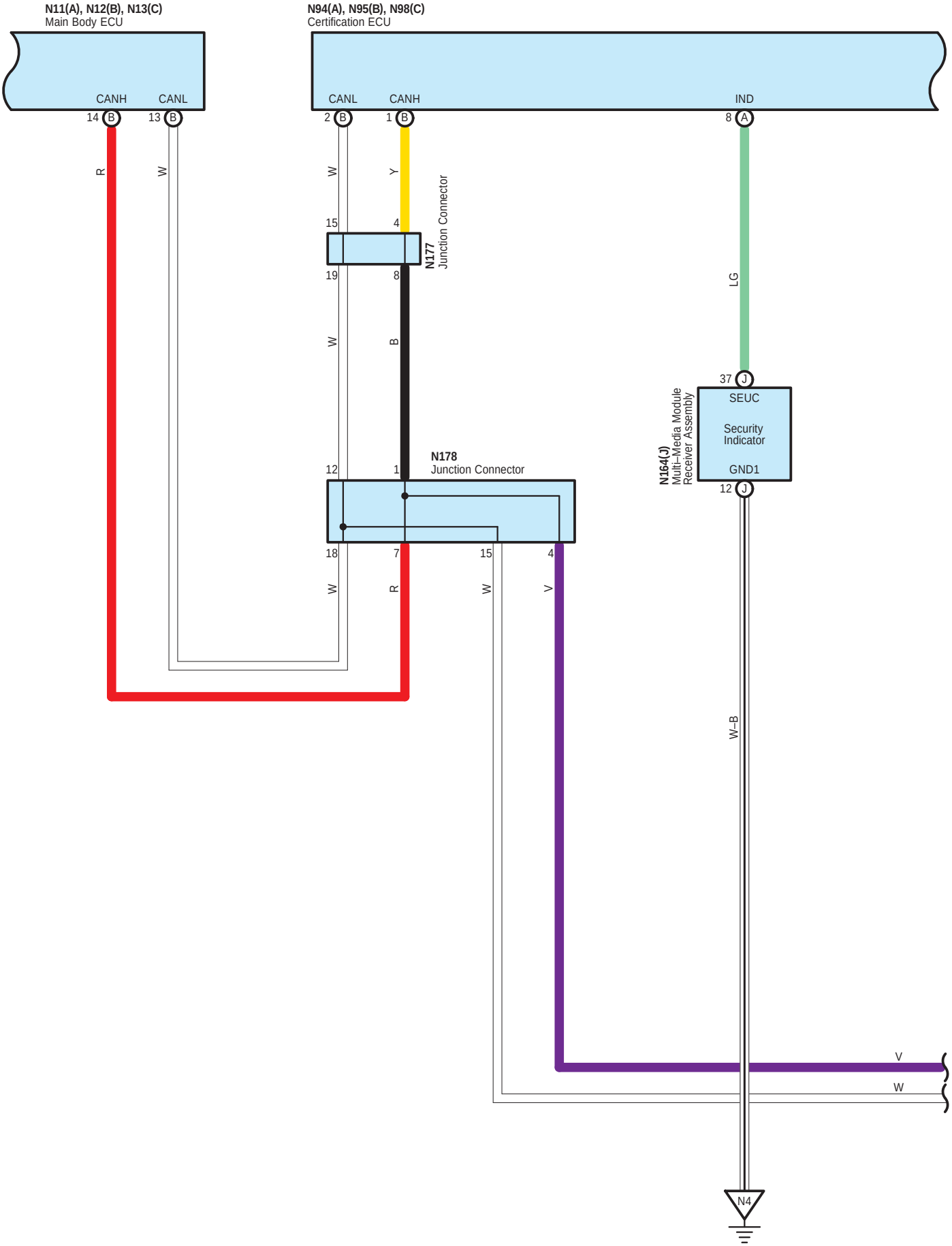
N11(A), N12(B), N13(C)
Main Body ECU
CANH
CANL
14 B
13 B
R
W
N94(A), N95(B), N98(C)
Certification ECU
CANL
CANH
IND
2 B
1 B
8 A
W
Y
15
4
N177
Junction Connector
19
8
W
B
LG
37 J
SEUC
Security Indicator
GND1
12 J
N164(J)
Multi-Media Module Receiver Assembly
N178
Junction Connector
12
1
18
7
15
4
W
R
W
V
W–B
V
W
N4

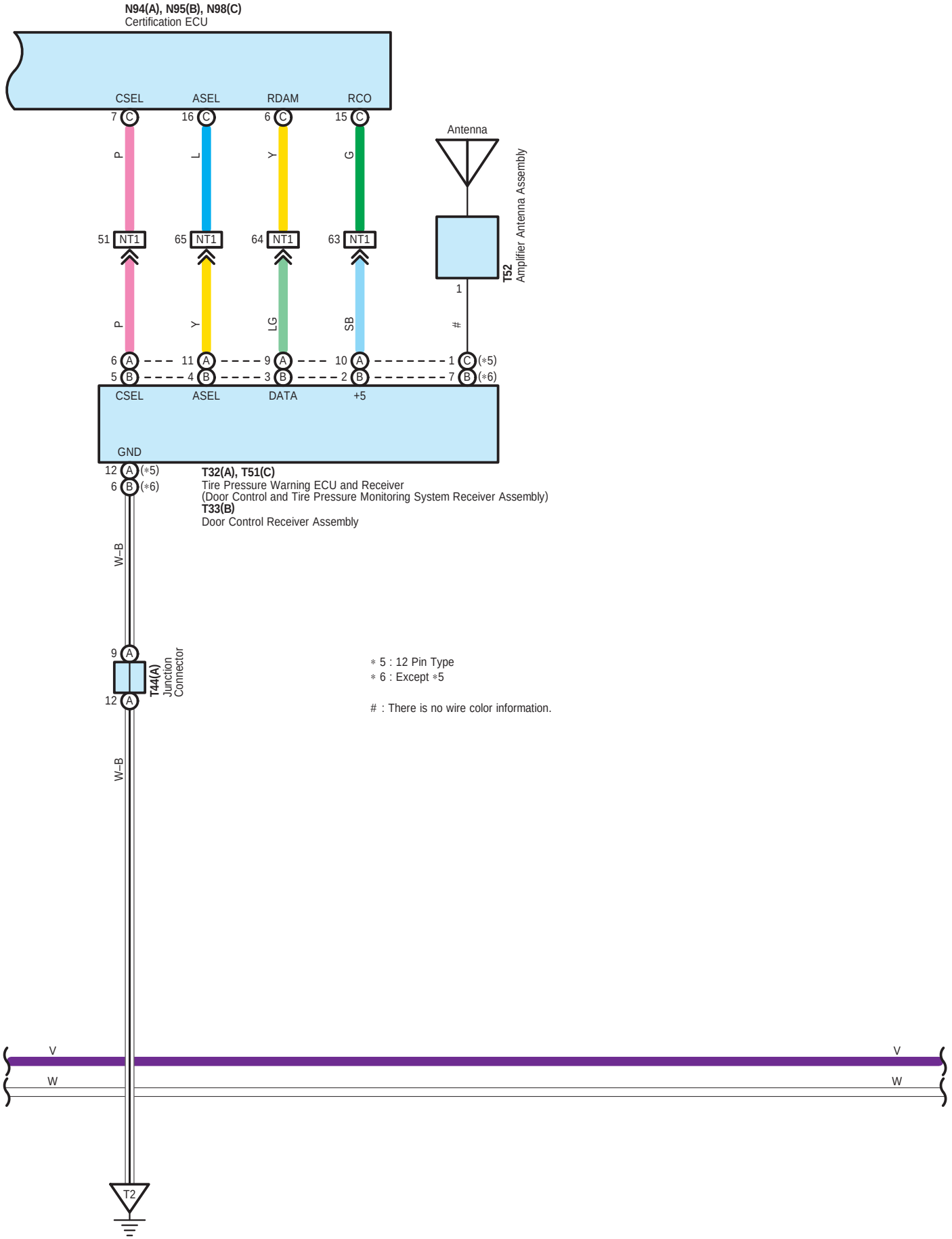
N94(A), N95(B), N98(C)
Certification ECU
CSEL
ASEL
RDAM
RCO
7 C
16 C
6 C
15 C
P
L
Y
G
51 NT1
65 NT1
64 NT1
63 NT1
P
Y
LG
SB
Antenna
T52
Amplifier Antenna Assembly
1
#
6 A
5 B
11 A
4 B
9 A
3 B
10 A
2 B
1 C (*5)
7 B (*6)
CSEL
ASEL
DATA
+5
GND
12 A (*5)
6 B (*6)
T32(A), T51(C)
Tire Pressure Warning ECU and Receiver
(Door Control and Tire Pressure Monitoring System Receiver Assembly)
T33(B)
Door Control Receiver Assembly
W–B
9 A
12 A
T44(A)
Junction
Connector
W–B
* 5 : 12 Pin Type
* 6 : Except *5
# : There is no wire color information.
V
W
V
W
T2

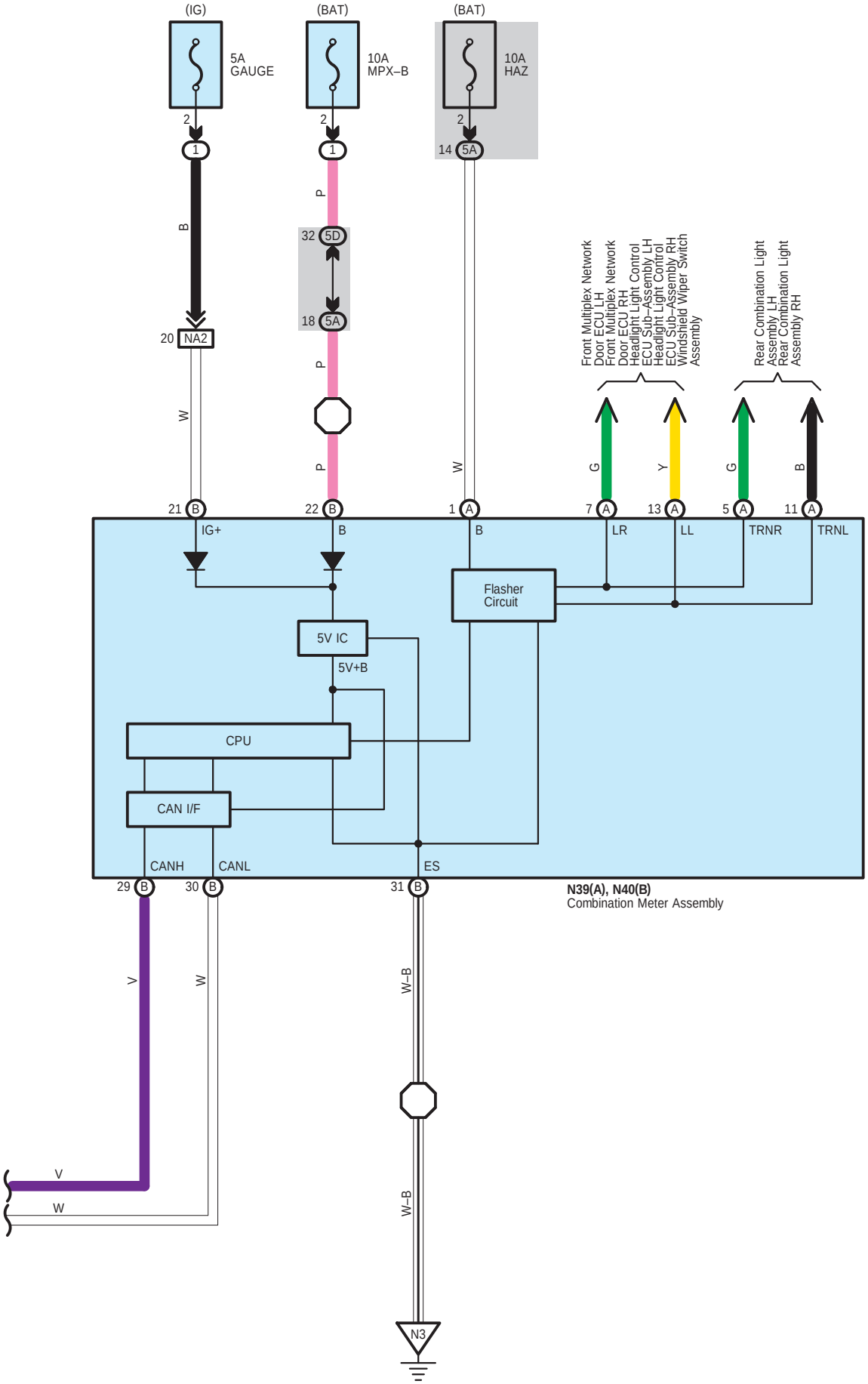
(IG)
(BAT)
(BAT)
5A
GAUGE
10A
MPX–B
10A
HAZ
2
1
B
20
NA2
W
P
32
5D
18
5A
14
5A
Front Multiplex Network
Door ECU LH
Front Multiplex Network
Door ECU RH
Headlight Light Control
ECU Sub–Assembly LH
Headlight Light Control
ECU Sub–Assembly RH
Windshield Wiper Switch
Assembly
Rear Combination Light
Assembly LH
Rear Combination Light
Assembly RH
G
Y
21
22
1
7
13
5
11
IG+
B
LR
LL
TRNR
TRNL
Flasher
Circuit
5V IC
5V+B
CPU
CAN I/F
CANH
CANL
ES
29
30
31
N39(A), N40(B)
Combination Meter Assembly
V
W–B
N3

A 43
Black

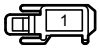

B 9
Black

B 10
Black



B 13
Gray

N 2
Black

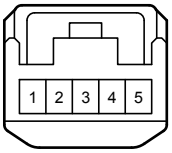

N 11
White

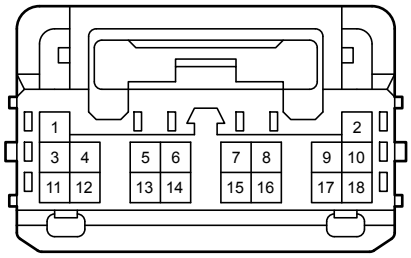

N 12
White

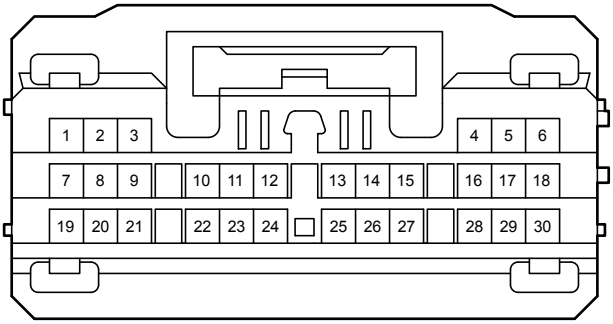

N 13
White

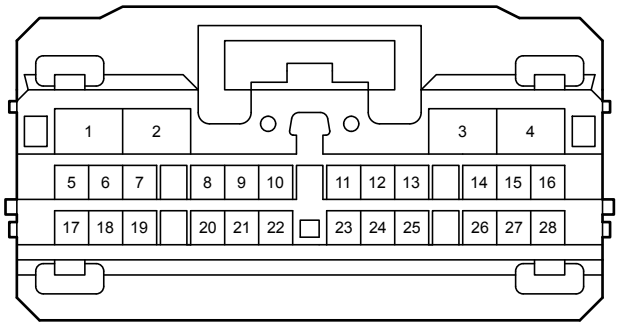

N 39
Black

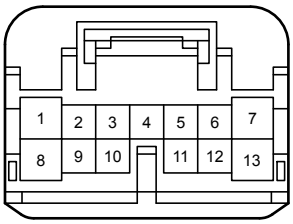

N 40
Black

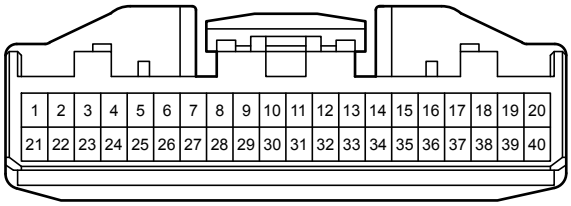

N 51
Black



N 94
White

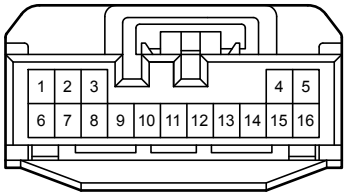

N 95
White

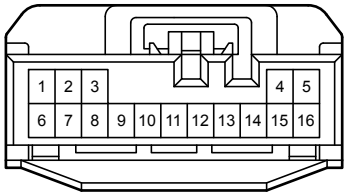

N 98
White

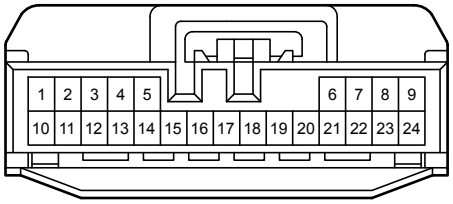

N123
Blue

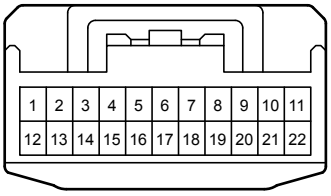

N130
Black

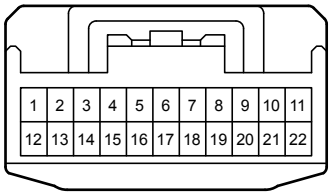

N133
Black

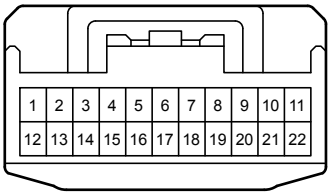

N164
White

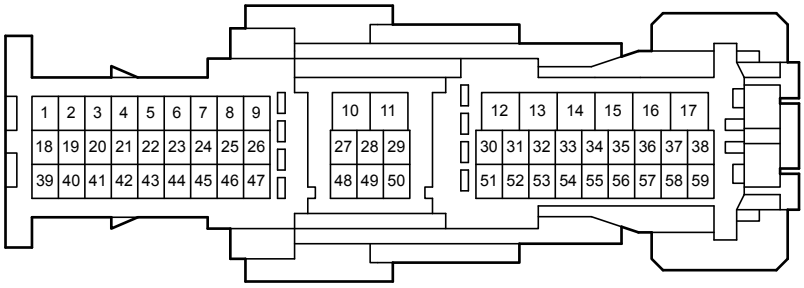

N177
Gray

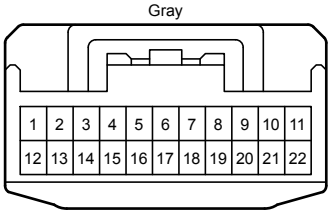

N178
Gray

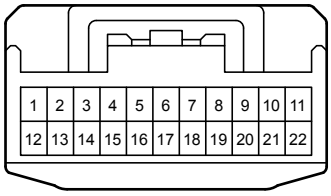

Q 3
White

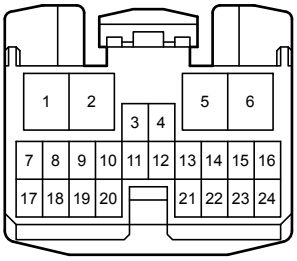

Q 4
White

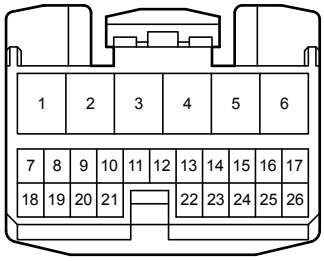

Q 7
White

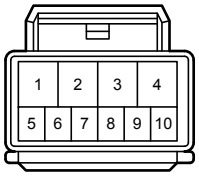

Q 9
White

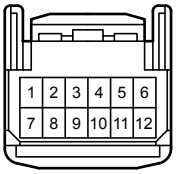

Q 18
White

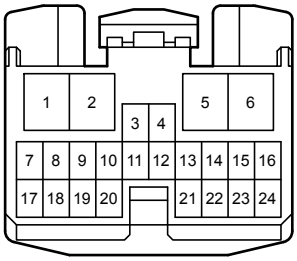

Q 19
White

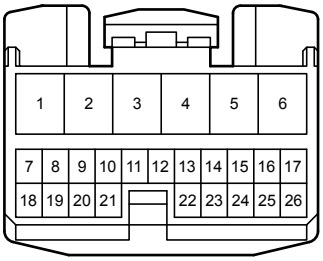

Q 22
White

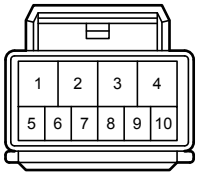

Q 25
White

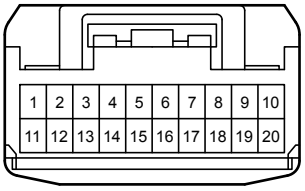

R 2
White

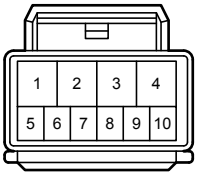

R 10
White

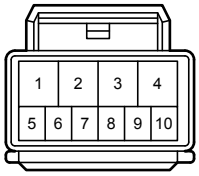

T 6
Black

T 21
Black

T 32
White

T 33
White

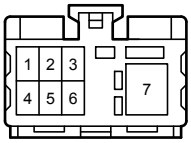

T 36
Black

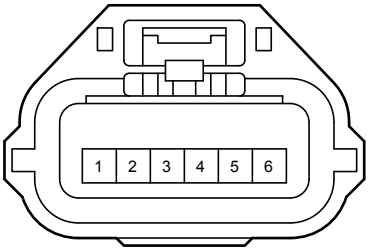

T 44
Blue



T 45
Blue



T 51
Gray

T 52
Gray

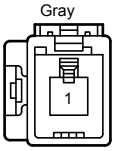

U 8
Black

U 18
Black

U 33
White

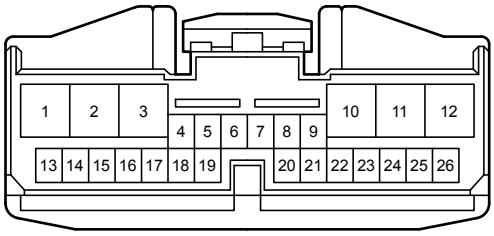

U 54
Blue

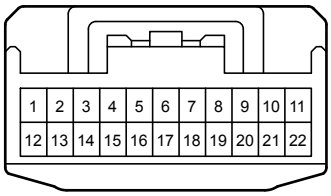

U 65
White

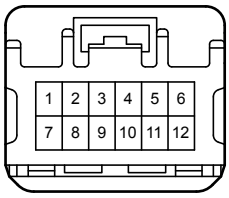

U 68
Black

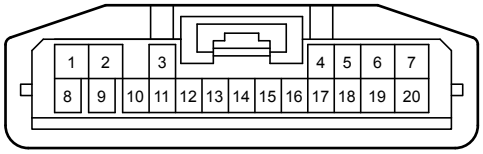

Y 9
White

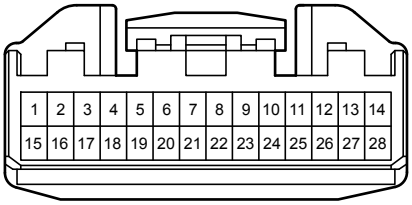

a 4
White

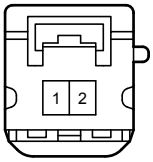

a 9
White

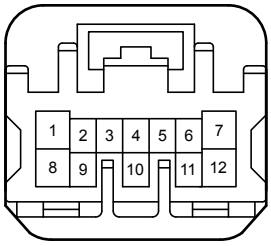

a 11
White

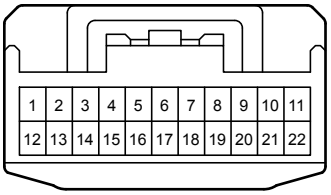

4A
White

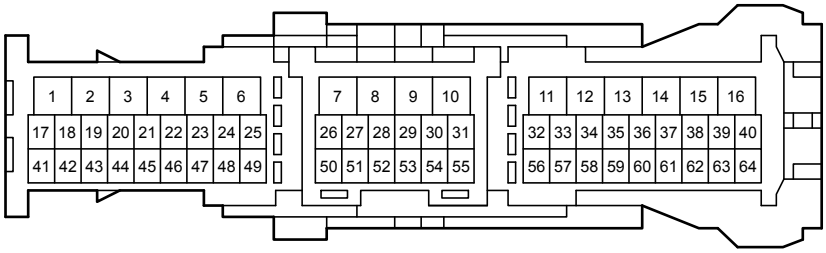

4C
White

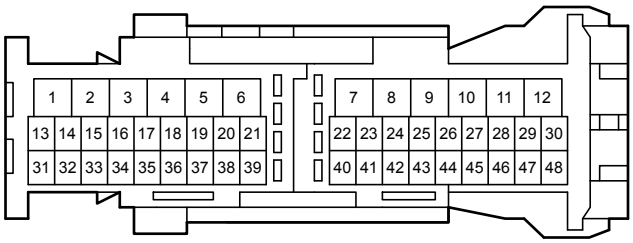

5A
White

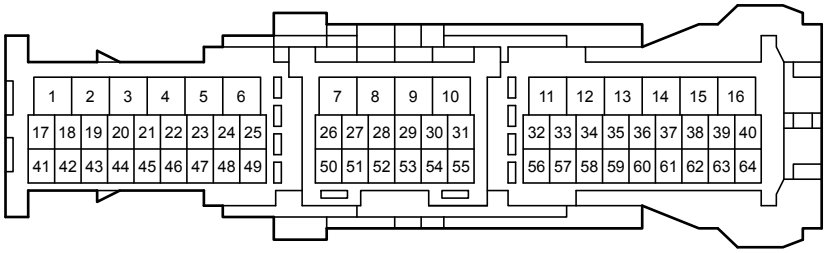

5B
White

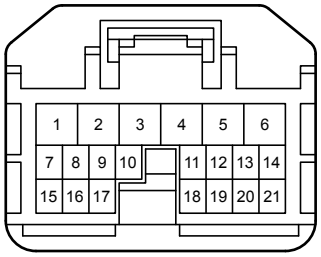

5C
White

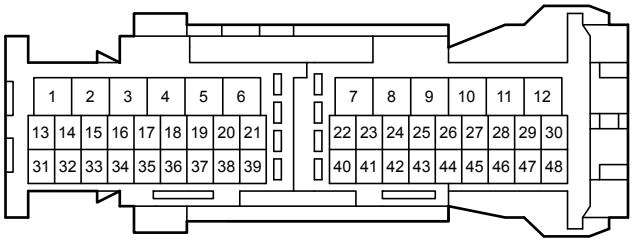

5D
White

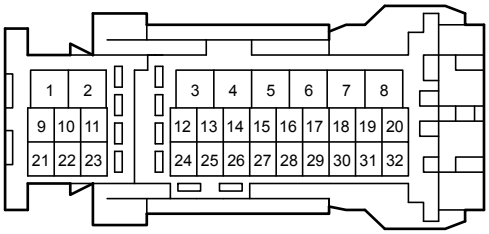

6A
White

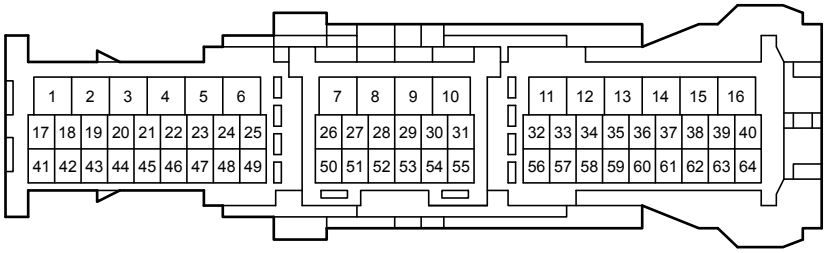

6B
White

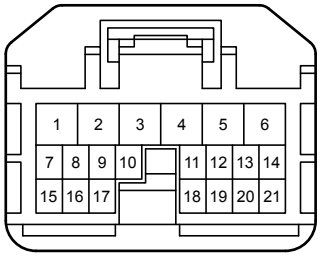

AU1
White

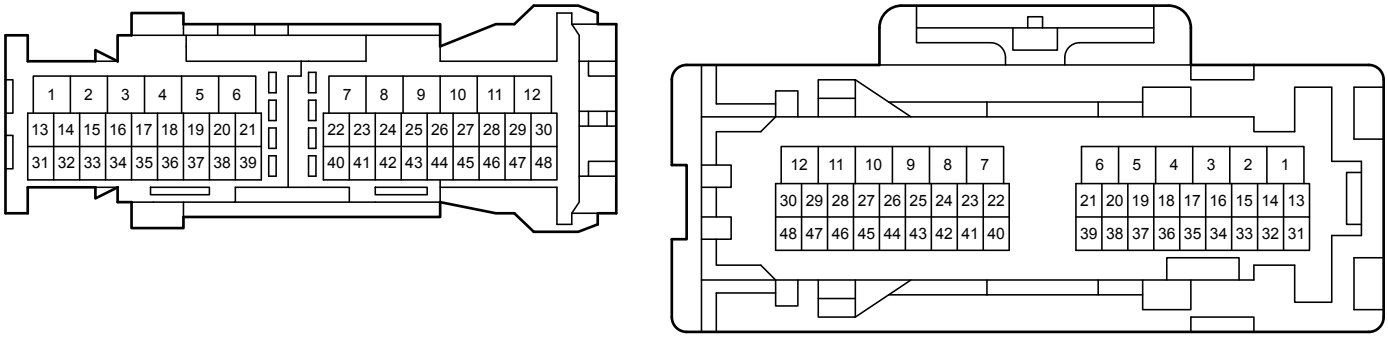

BA2
White

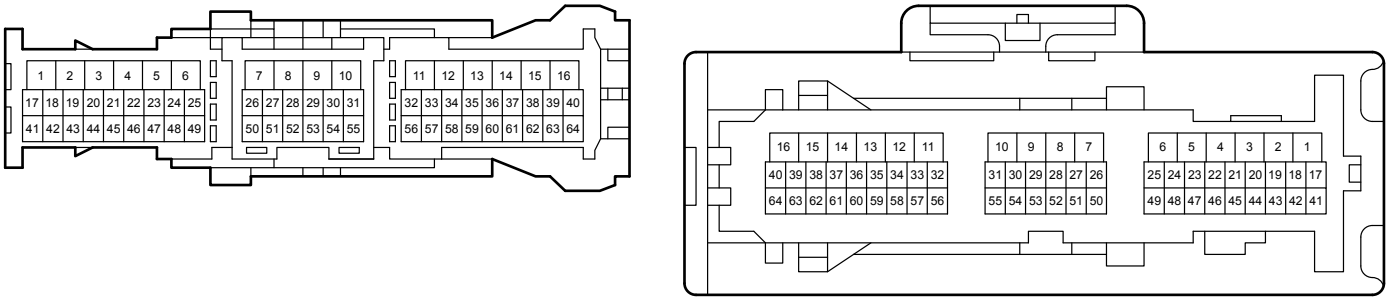

NA2
White

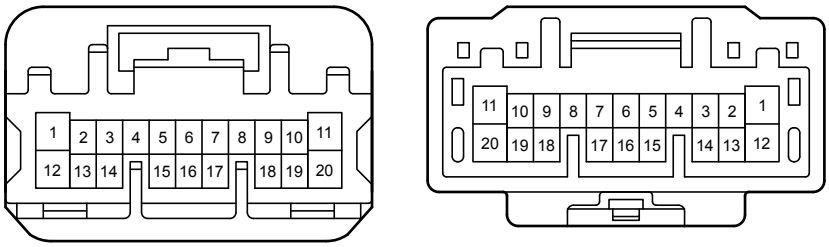

NT1
White

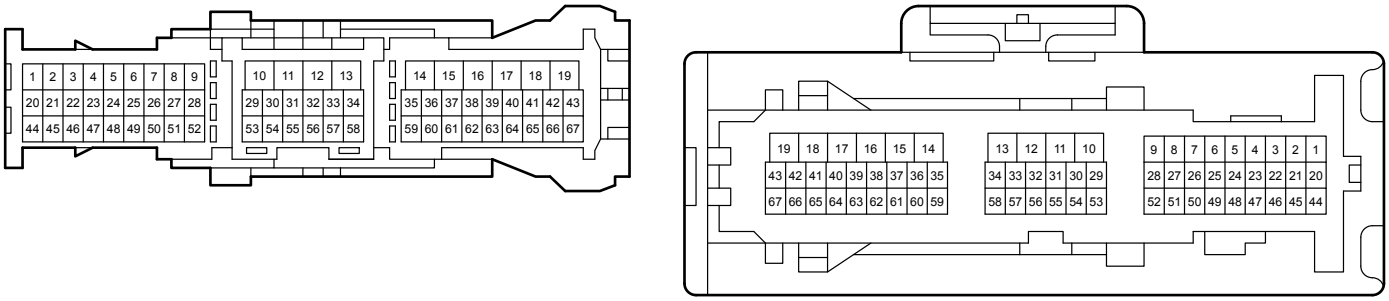

NU1
White

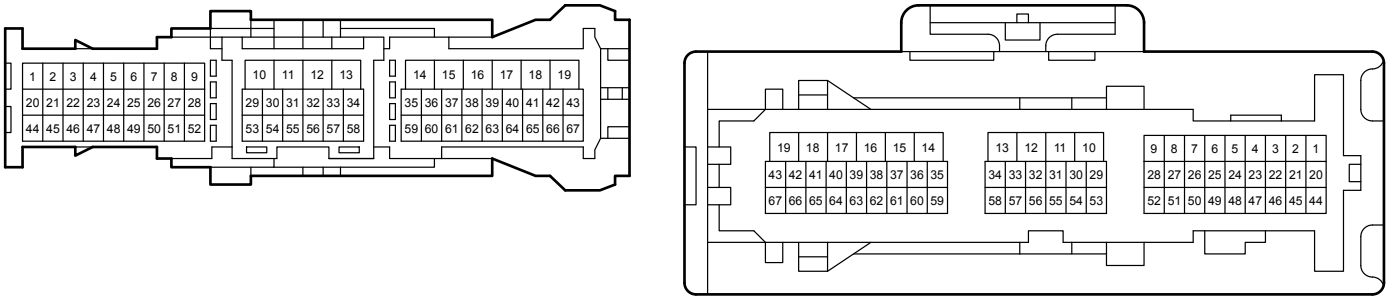

NU2
White

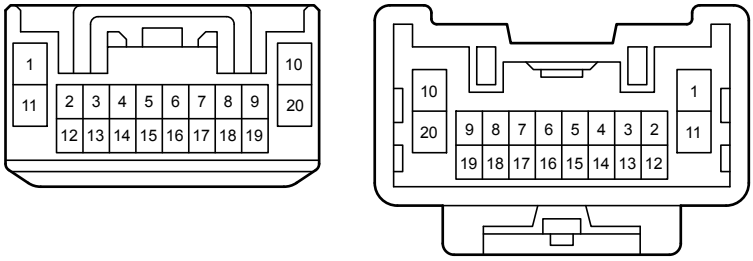

NY1
White

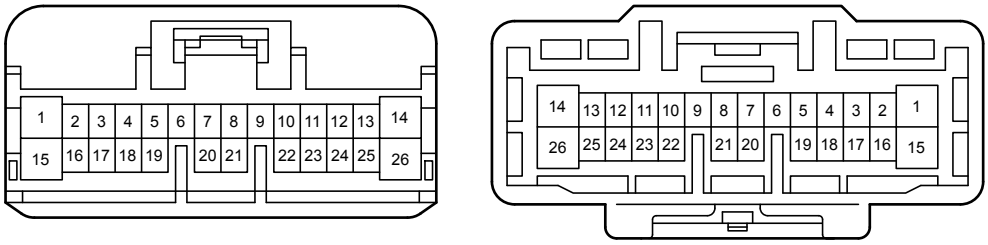

QT1
White

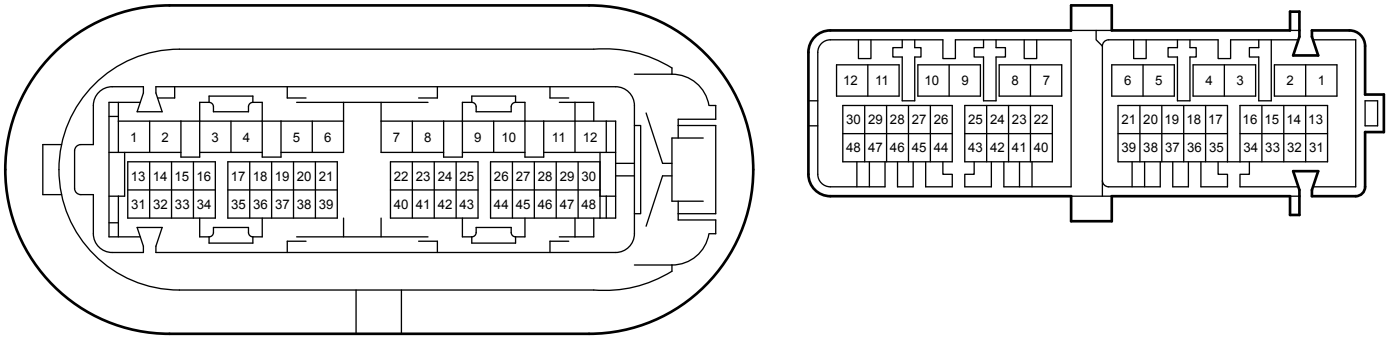

QU1
White

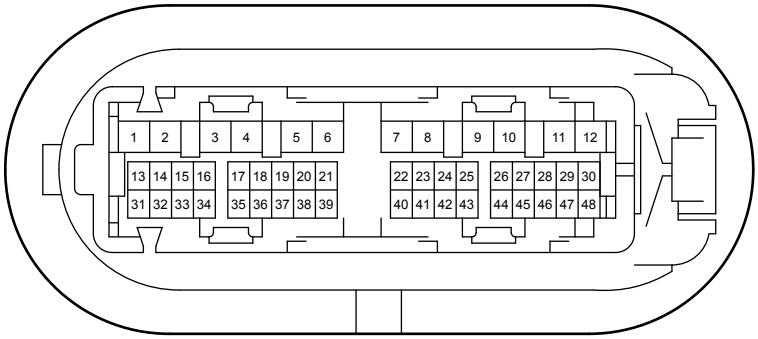

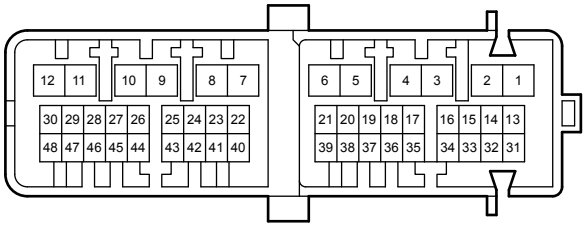

RT1
White

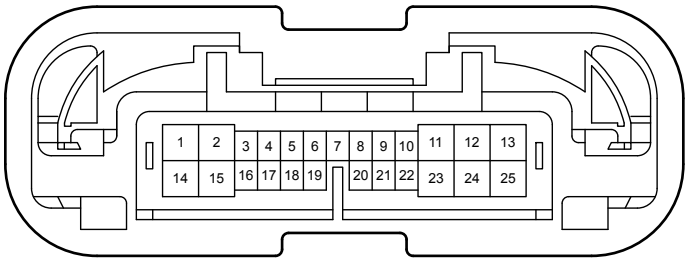

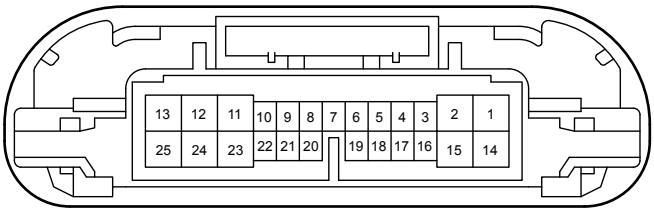

RU1
White

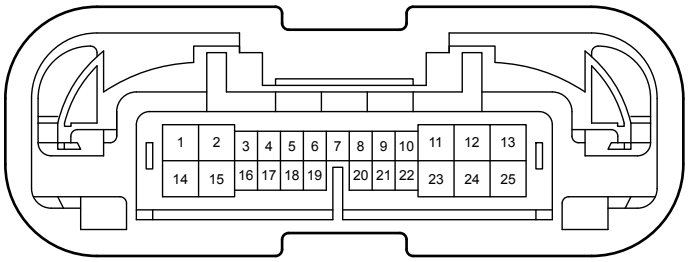

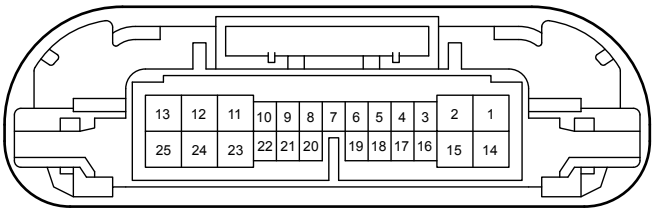

TN1
White

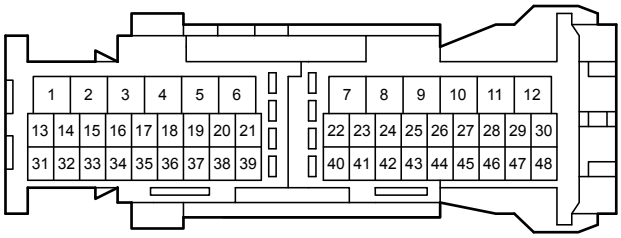

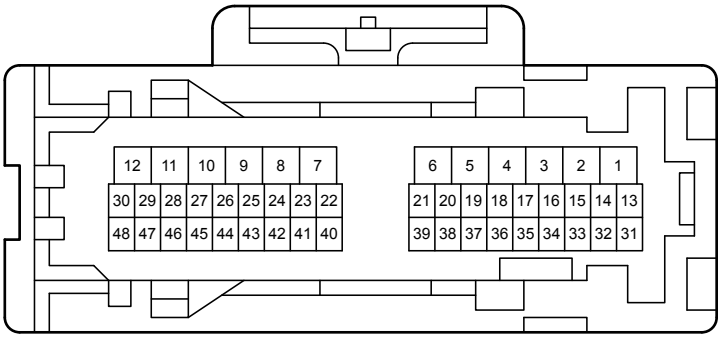

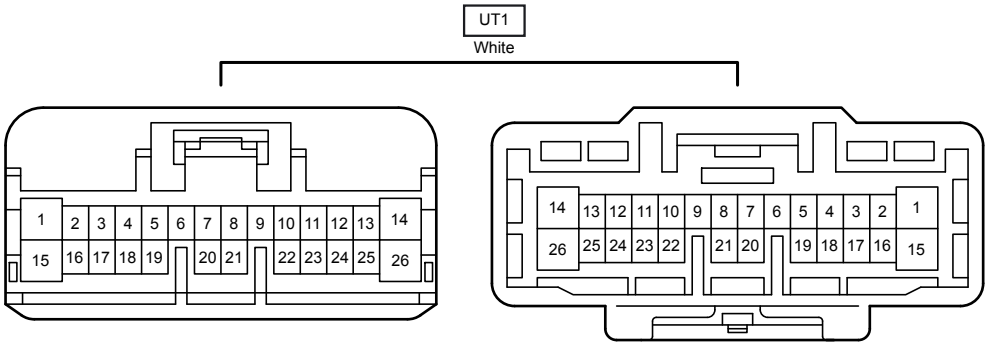
UT1
White
1 2 3 4 5 6 7 8 9 10 11 12 13 14
15 16 17 18 19 20 21 22 23 24 25 26
14 13 12 11 10 9 8 7 6 5 4 3 2 1
26 25 24 23 22 21 20 19 18 17 16 15

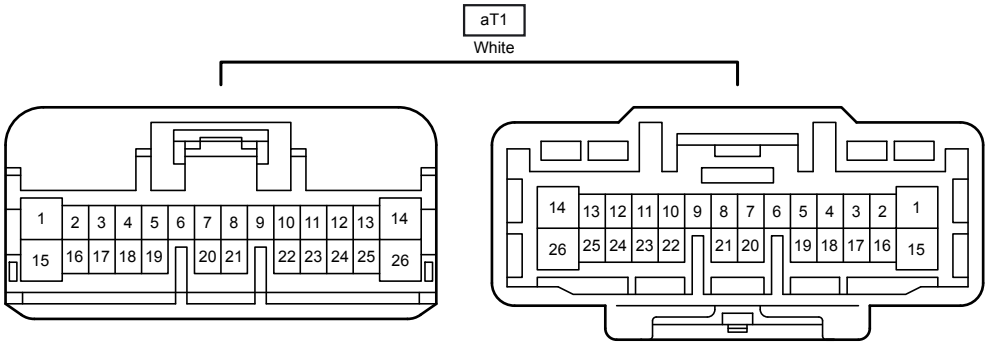
aT1
White
1 2 3 4 5 6 7 8 9 10 11 12 13 14
15 16 17 18 19 20 21 22 23 24 25 26
14 13 12 11 10 9 8 7 6 5 4 3 2 1
26 25 24 23 22 21 20 19 18 17 16 15