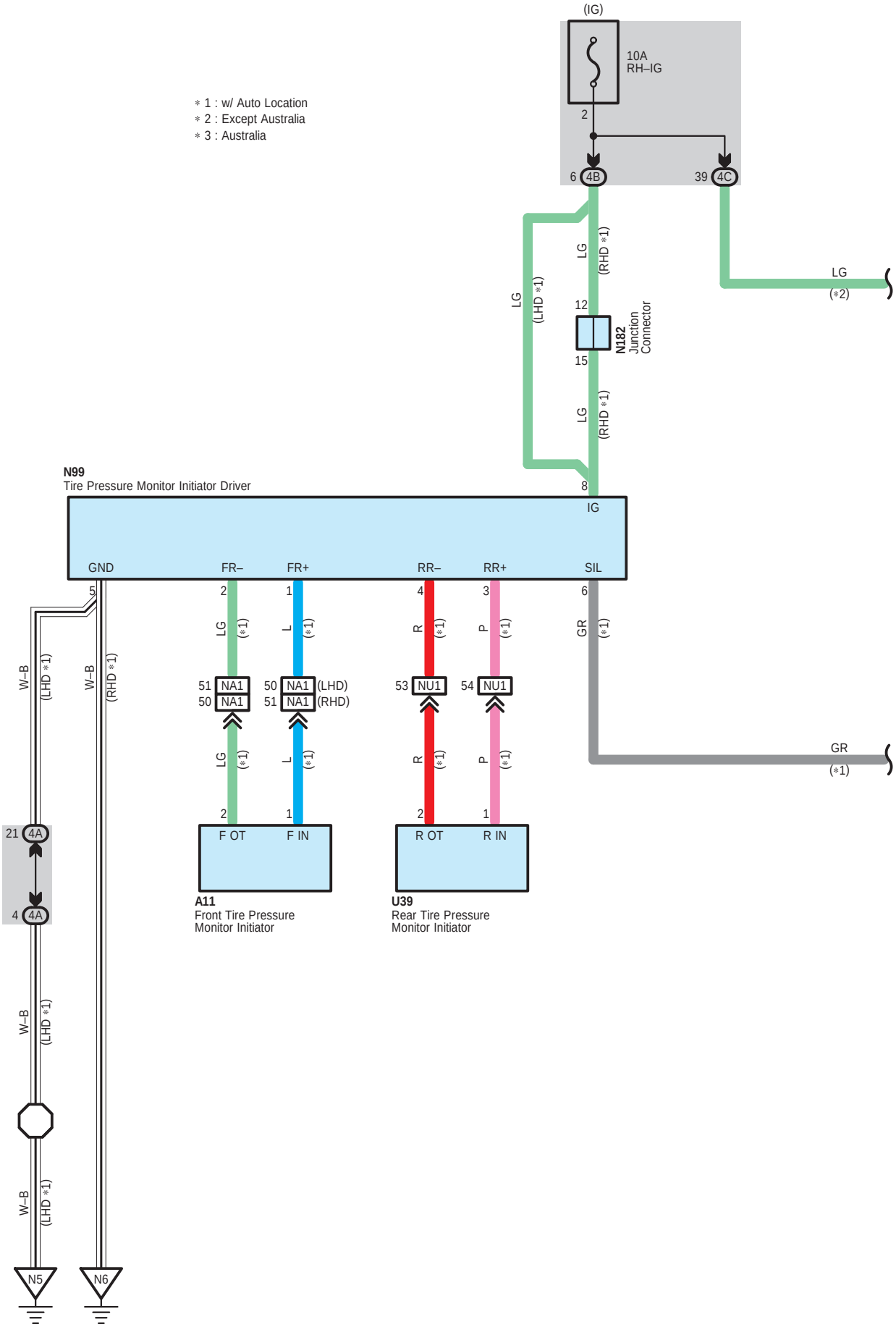
(IG)
10A
RH–IG
2
6 4B
39 4C
∗ 1 : w/ Auto Location
∗ 2 : Except Australia
∗ 3 : Australia
LG
(RHD ∗1)
LG
(LHD ∗1)
12
15
N182
Junction
Connector
LG
(∗2)
LG
(RHD ∗1)
N99
Tire Pressure Monitor Initiator Driver
8
IG
GND
FR–
FR+
RR–
RR+
SIL
5
2
1
4
3
6
LG
(∗1)
L
(∗1)
R
(∗1)
P
(∗1)
GR
(∗1)
W–B
(LHD ∗1)
W–B
(RHD ∗1)
51 NA1
50 NA1
50 NA1 (LHD)
51 NA1 (RHD)
53 NU1
54 NU1
GR
(∗1)
21 4A
4 4A
2
1
2
1
F OT
F IN
R OT
R IN
A11
Front Tire Pressure
Monitor Initiator
U39
Rear Tire Pressure
Monitor Initiator
W–B
(LHD ∗1)
W–B
(LHD ∗1)
N5
N6

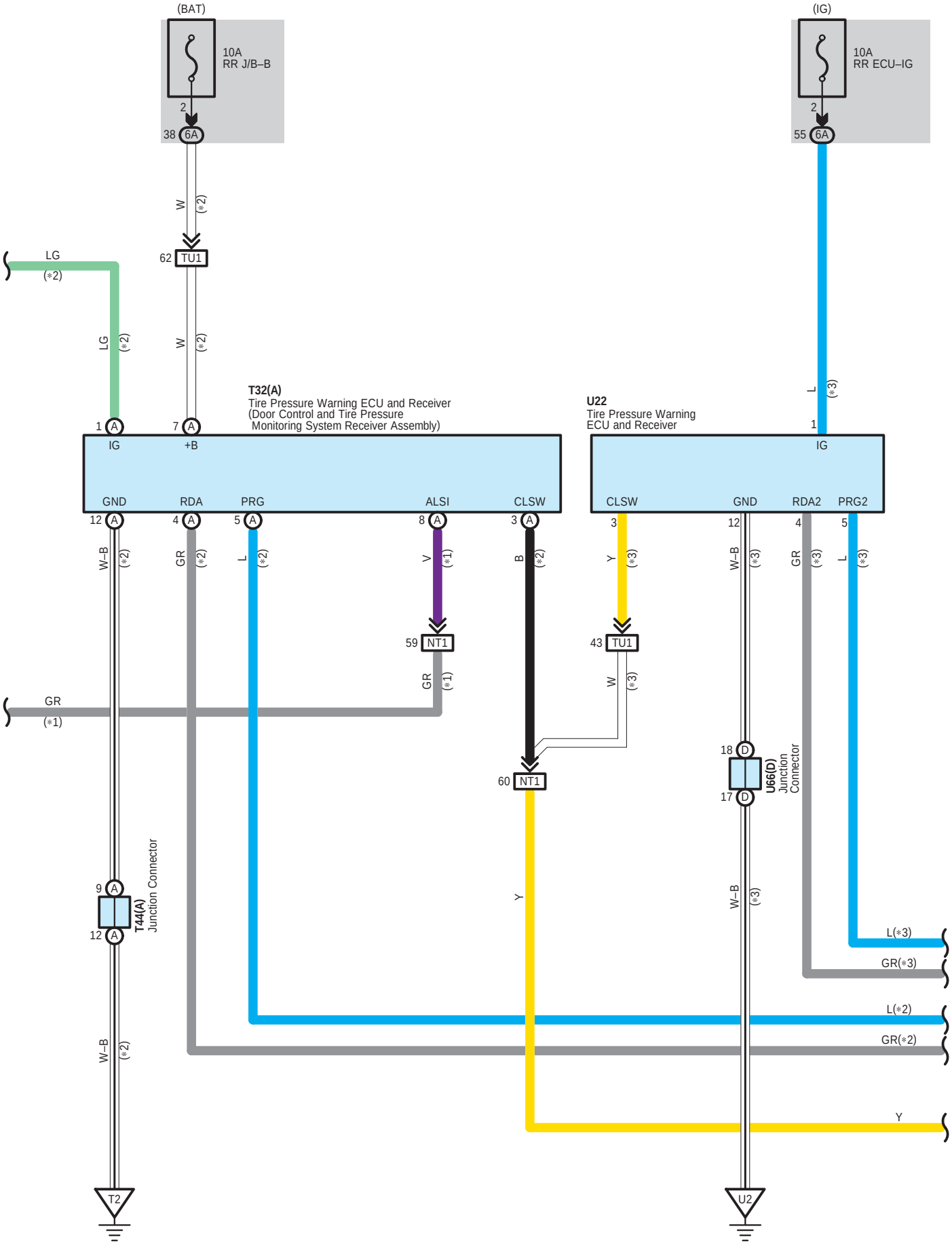
(BAT)
10A
RR J/B–B
2
38 6A
W
(*2)
62 TU1
LG
(*2)
LG
(*2)
W
(*2)
T32(A)
Tire Pressure Warning ECU and Receiver
(Door Control and Tire Pressure
Monitoring System Receiver Assembly)
1 A
IG
7 A
+B
GND
RDA
PRG
ALSI
CLSW
12 A
4 A
5 A
8 A
3 A
W–B
(*2)
GR
(*2)
L
(*2)
V
(*1)
B
(*2)
59 NT1
GR
(*1)
GR
(*1)
60 NT1
Y
9 A
12 A
T44(A)
Junction Connector
W–B
(*2)
T2
(IG)
10A
RR ECU–IG
2
55 6A
L
(*3)
U22
Tire Pressure Warning
ECU and Receiver
1
IG
CLSW
GND
RDA2
PRG2
3
12
4
5
Y
(*3)
43 TU1
W
(*3)
W–B
(*3)
GR
(*3)
L
(*3)
18 D
17 D
U66(D)
Junction
Connector
W–B
(*3)
L(*3)
GR(*3)
L(*2)
GR(*2)
Y
U2

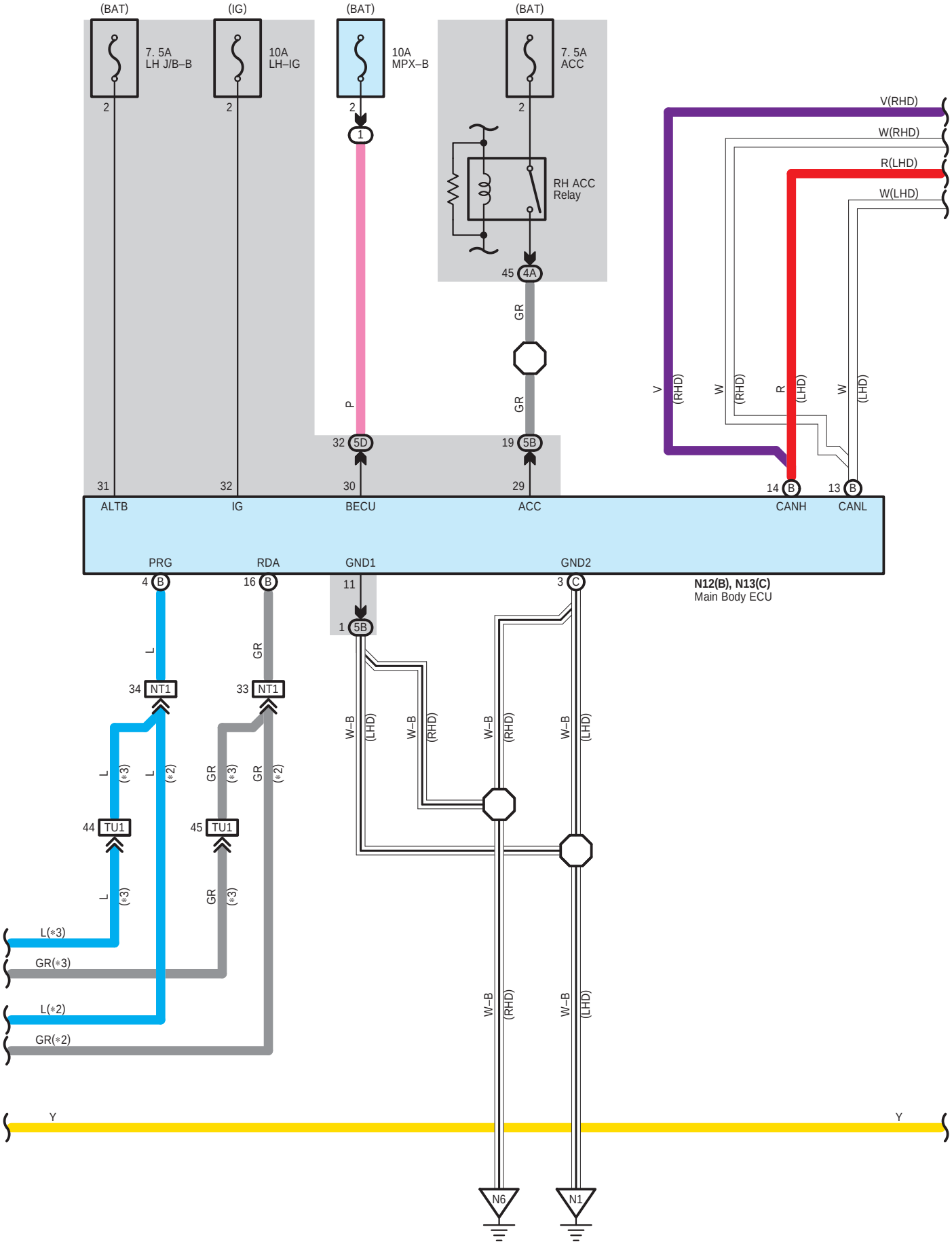
(BAT)
7. 5A
LH J/B–B
(IG)
10A
LH–IG
(BAT)
10A
MPX–B
(BAT)
7. 5A
ACC
RH ACC
Relay
V(RHD)
W(RHD)
R(LHD)
W(LHD)
ALTB
IG
BECU
ACC
CANH
CANL
PRG
RDA
GND1
GND2
N12(B), N13(C)
Main Body ECU
NT1
TU1
L(*3)
GR(*3)
L(*2)
GR(*2)
N6
N1

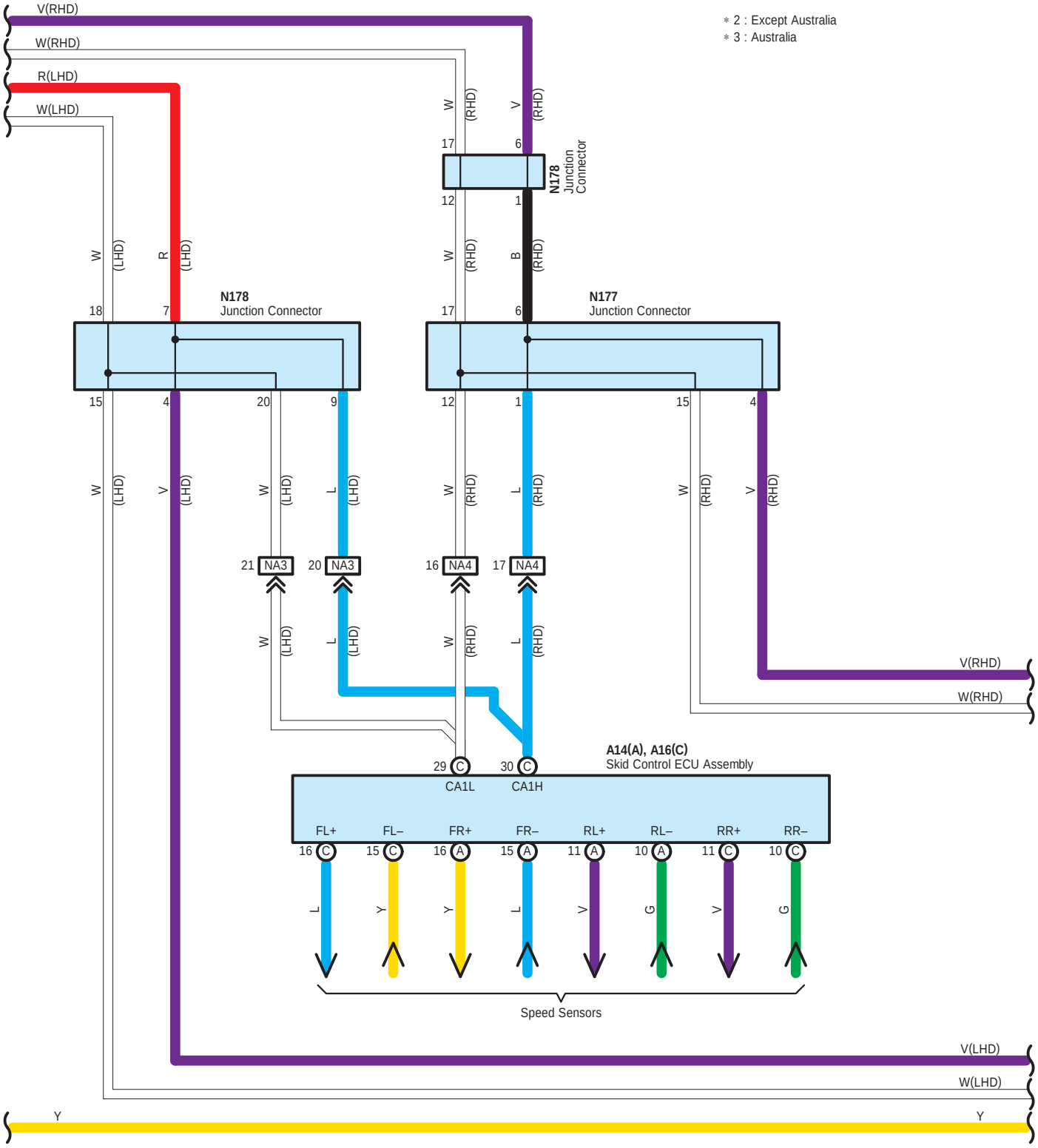
V(RHD)
W(RHD)
R(LHD)
W(LHD)
∗ 2 : Except Australia
∗ 3 : Australia
N178
Junction
Connector
N178
Junction Connector
N177
Junction Connector
NA3
NA4
A14(A), A16(C)
Skid Control ECU Assembly
CA1L
CA1H
FL+
FL–
FR+
FR–
RL+
RL–
RR+
RR–
Speed Sensors
V(LHD)
W(LHD)
Y

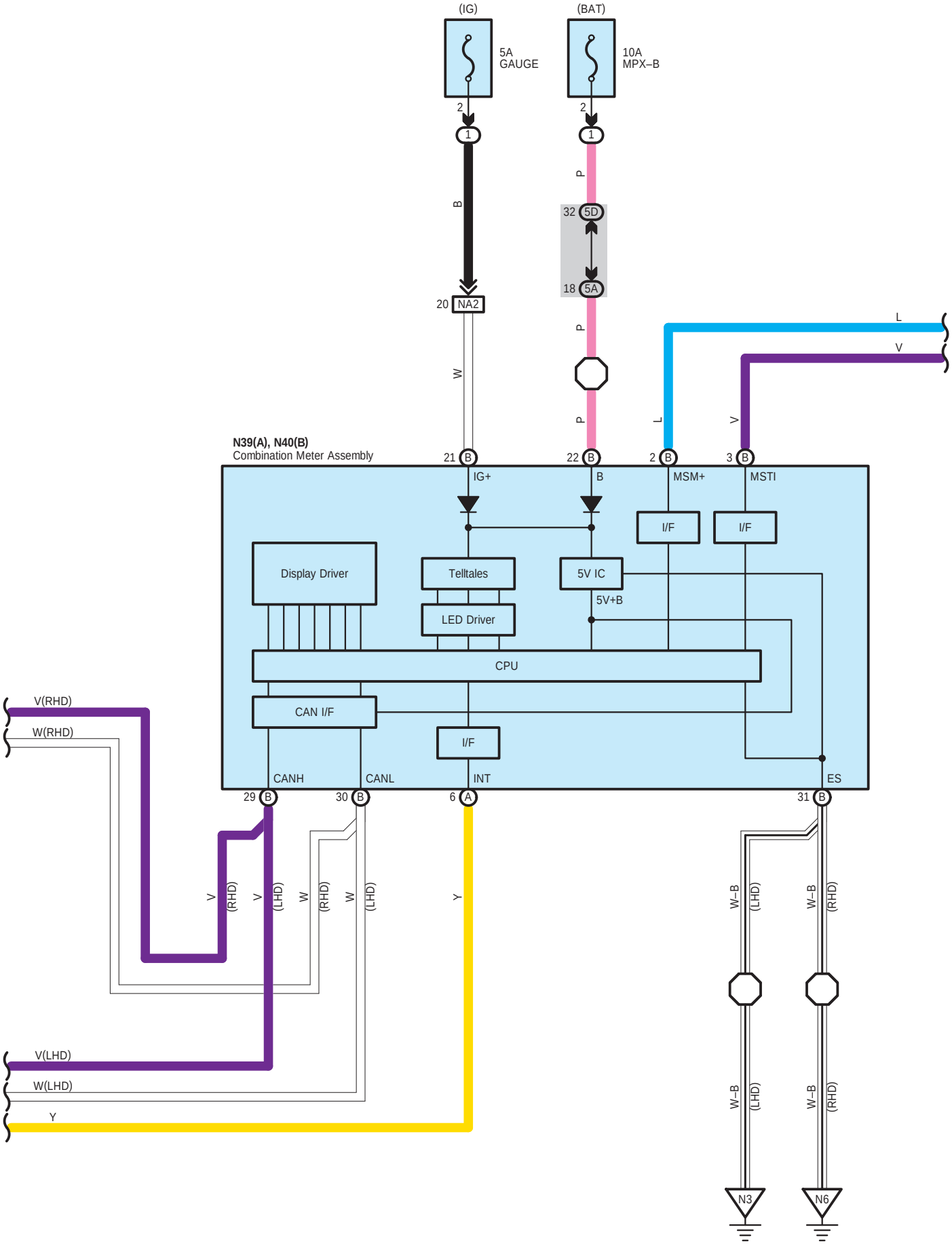
(IG)
(BAT)
5A
GAUGE
10A
MPX–B
2
1
B
P
32
5D
18
5A
20
NA2
W
L
V
N39(A), N40(B)
Combination Meter Assembly
21
22
2
3
IG+
B
MSM+
MSTI
I/F
Display Driver
Telltales
5V IC
5V+B
LED Driver
CPU
CAN I/F
V(RHD)
W(RHD)
CANH
CANL
INT
ES
29
30
6
31
V (RHD)
V (LHD)
W (RHD)
W (LHD)
Y
W–B (LHD)
W–B (RHD)
V(LHD)
W(LHD)
N3
N6

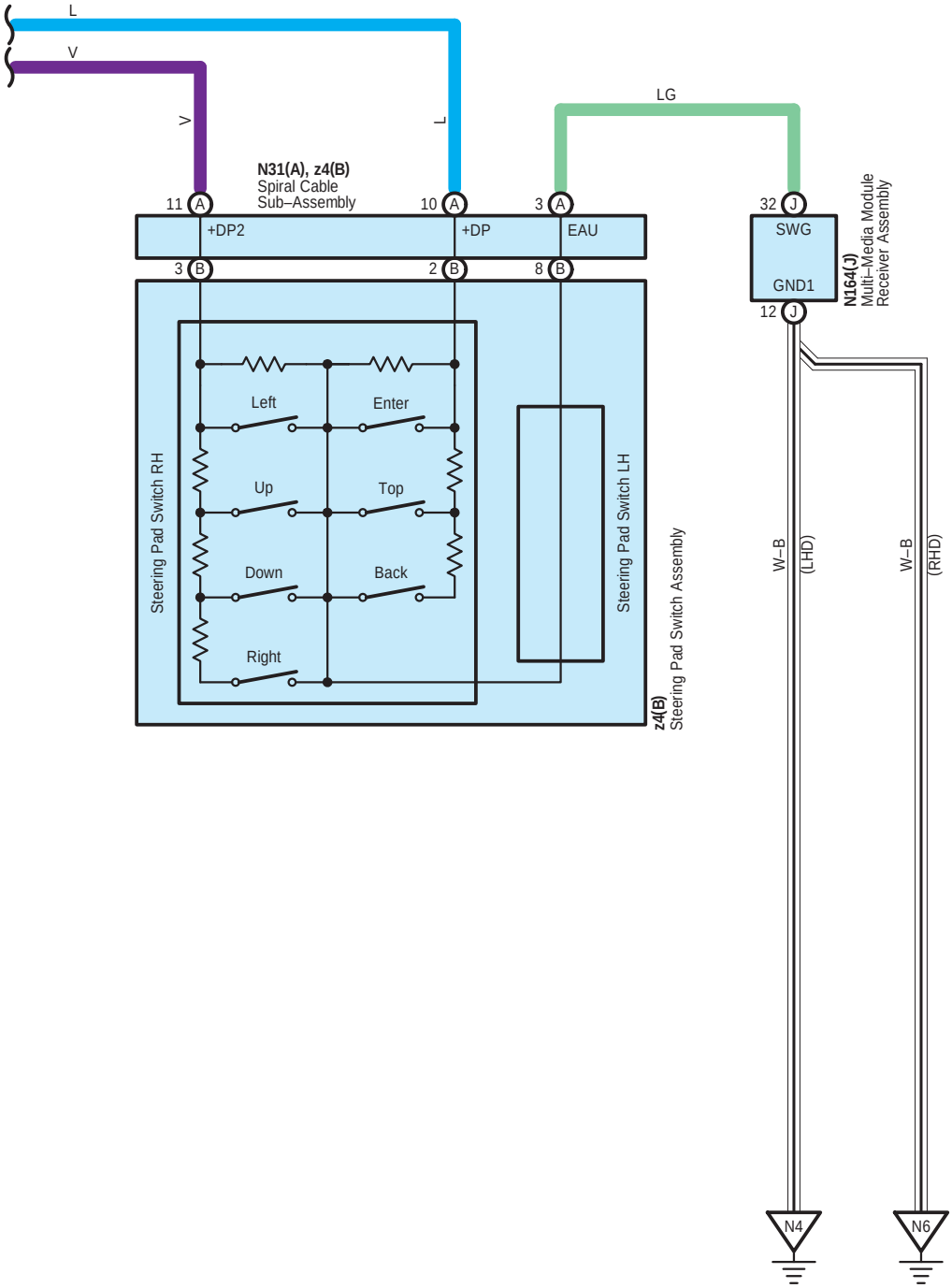
L
V
V
L
LG
N31(A), z4(B)
Spiral Cable
Sub–Assembly
11 A
10 A
3 A
32 J
+DP2
+DP
EAU
SWG
GND1
N164(J)
Multi–Media Module
Receiver Assembly
3 B
2 B
8 B
12 J
Left
Enter
Up
Top
Down
Back
Right
Steering Pad Switch RH
Steering Pad Switch LH
z4(B)
Steering Pad Switch Assembly
W–B
(LHD)
W–B
(RHD)
N4
N6

A 11
Black



A 14
Black

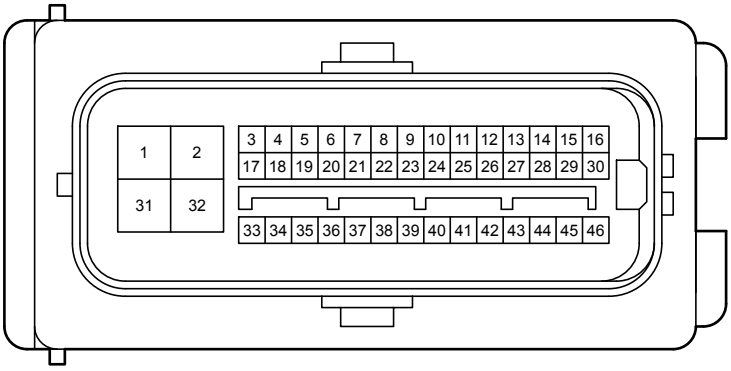

A 16
Gray

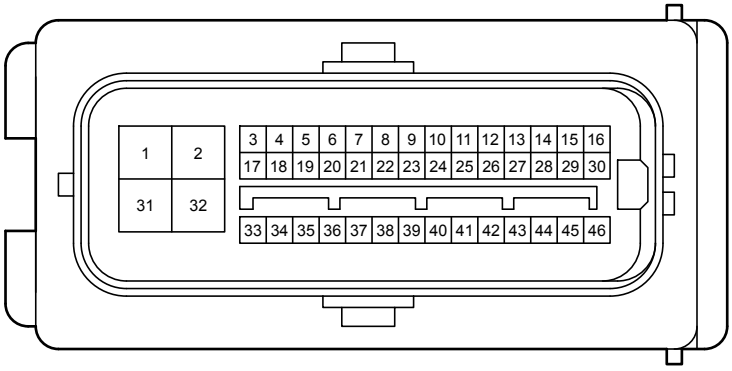

N 12
White

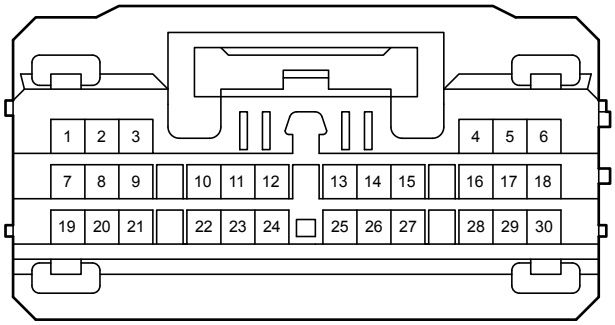

N 13
White

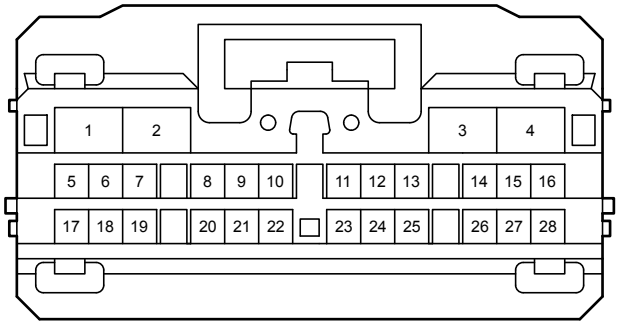

N 31
Black

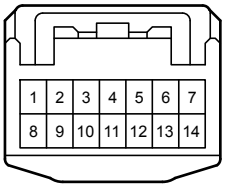

N 39
Black

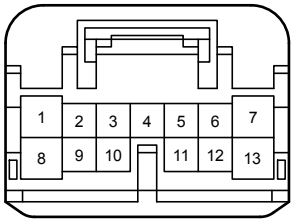

N 40
Black

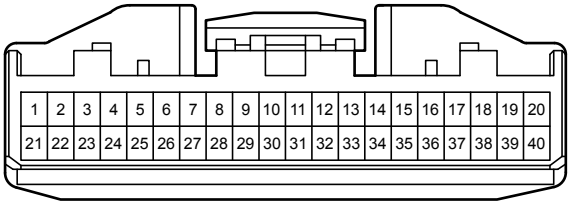

N 99
White

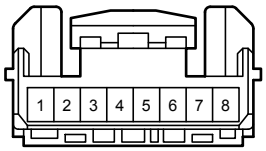

N164
White

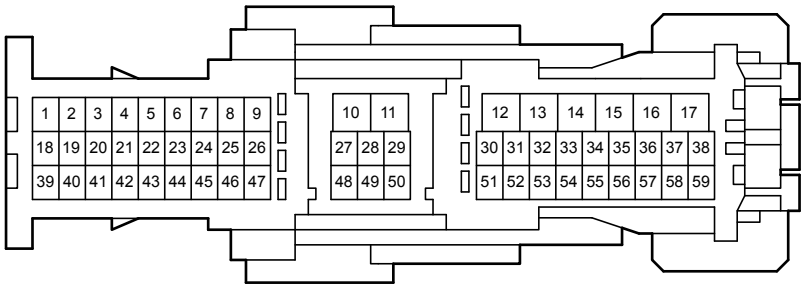

N177
Gray

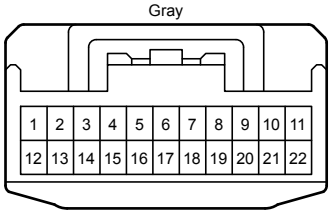

N178
Gray

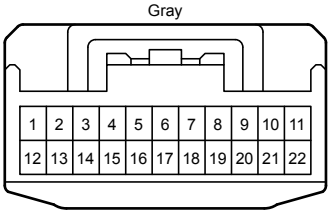

N182
Black

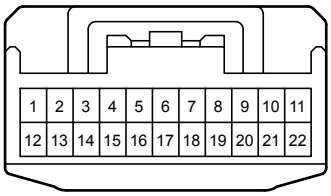

T 32
White



T 44
Blue



U 22
White

U 39
White

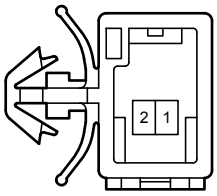

U 66
Gray

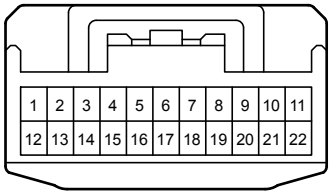

z 4
Black

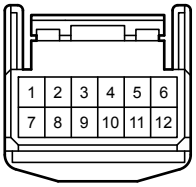

4A
White

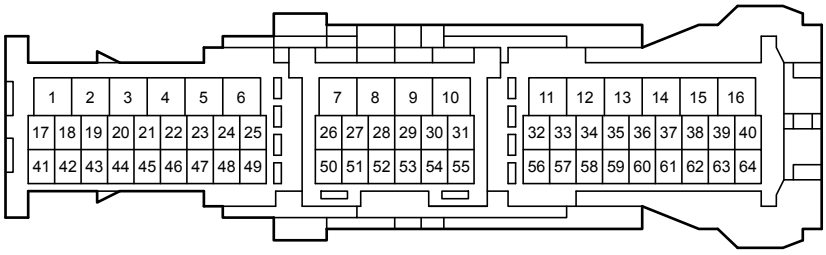

4B
White

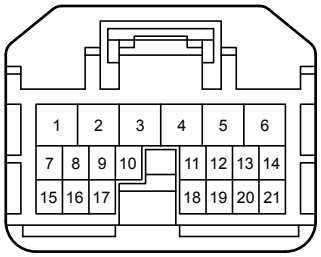

4C
White

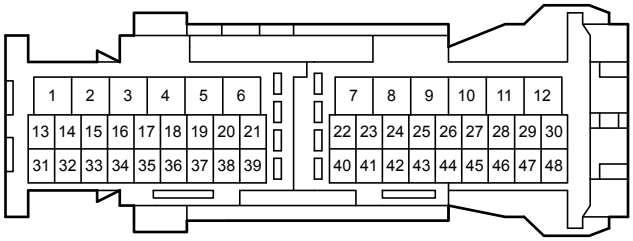

5A
White

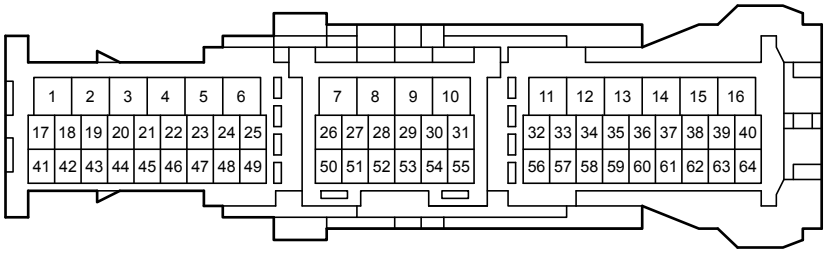

5B
White

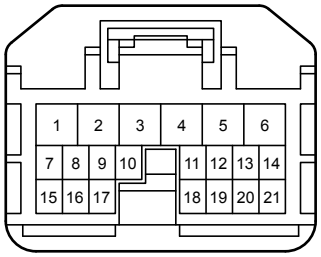

5D
White

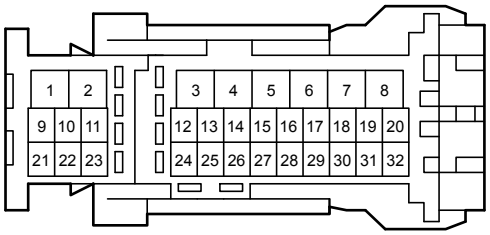

6A
White

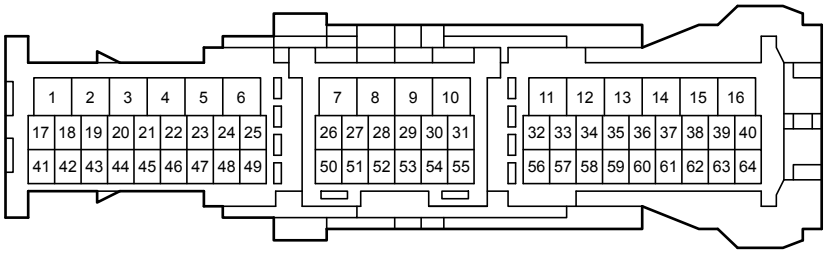

NA1
White

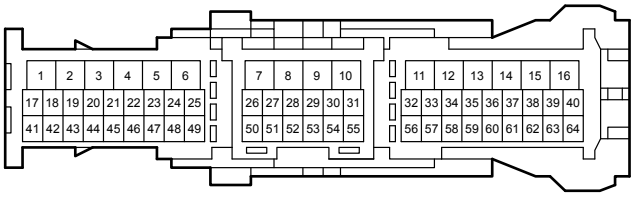

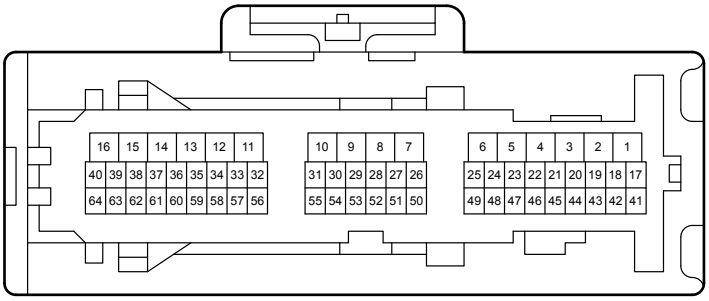

NA2
White

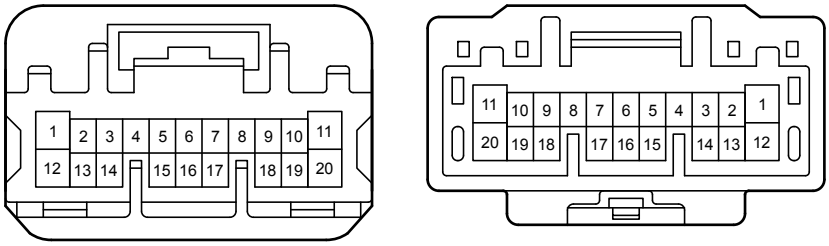

NA3
White

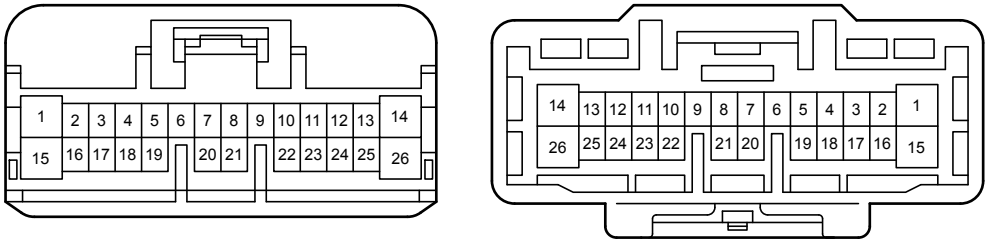

NA4
Gray

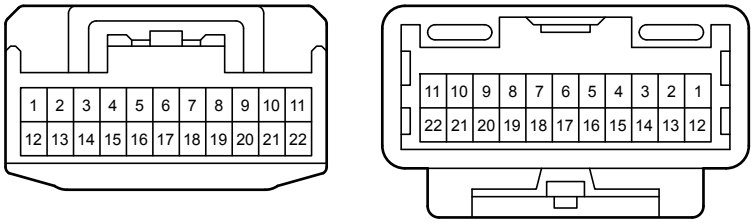

NT1
White

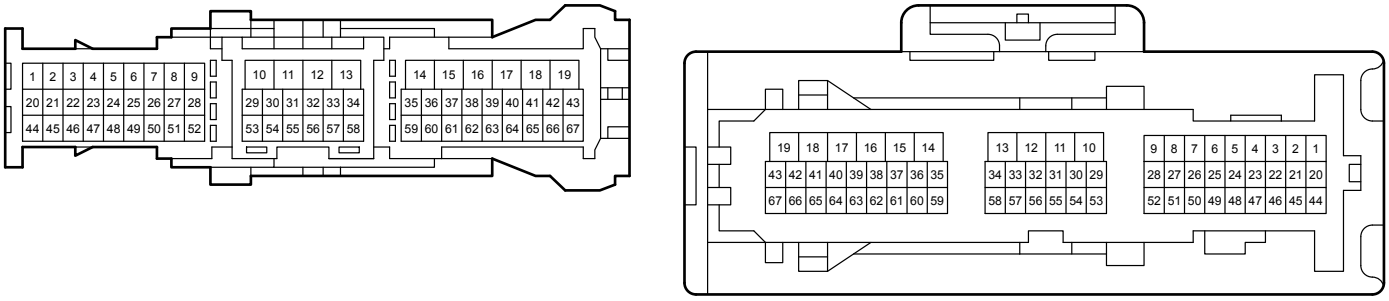

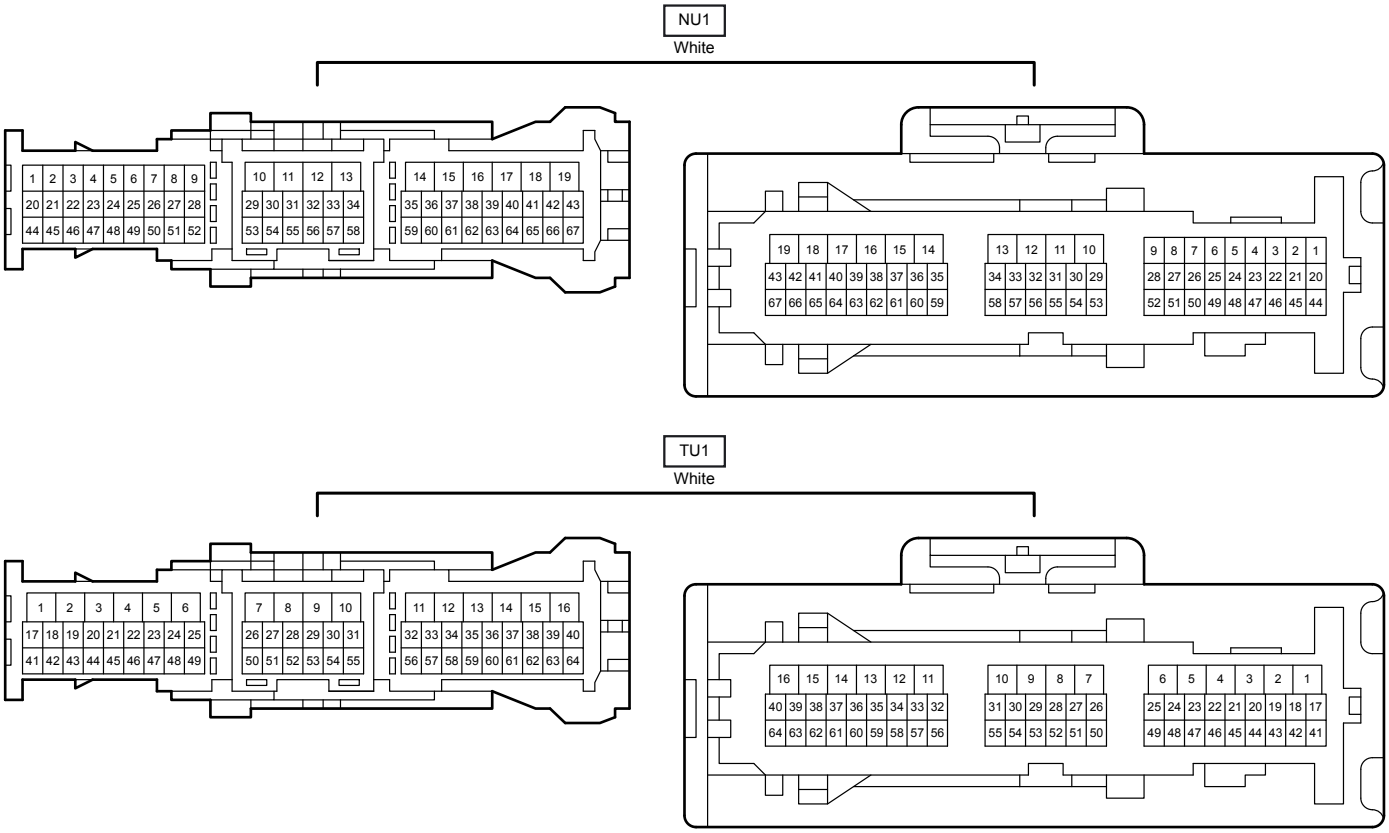
NU1
White
1 2 3 4 5 6 7 8 9
20 21 22 23 24 25 26 27 28
44 45 46 47 48 49 50 51 52
10 11 12 13
29 30 31 32 33 34
53 54 55 56 57 58
14 15 16 17 18 19
35 36 37 38 39 40 41 42 43
59 60 61 62 63 64 65 66 67
19 18 17 16 15 14
43 42 41 40 39 38 37 36 35
67 66 65 64 63 62 61 60 59
13 12 11 10
34 33 32 31 30 29
58 57 56 55 54 53
9 8 7 6 5 4 3 2 1
28 27 26 25 24 23 22 21 20
52 51 50 49 48 47 46 45 44
TU1
White
1 2 3 4 5 6
17 18 19 20 21 22 23 24 25
41 42 43 44 45 46 47 48 49
7 8 9 10
26 27 28 29 30 31
50 51 52 53 54 55
11 12 13 14 15 16
32 33 34 35 36 37 38 39 40
56 57 58 59 60 61 62 63 64
16 15 14 13 12 11
40 39 38 37 36 35 34 33 32
64 63 62 61 60 59 58 57 56
10 9 8 7
31 30 29 28 27 26
55 54 53 52 51 50
6 5 4 3 2 1
25 24 23 22 21 20 19 18 17
49 48 47 46 45 44 43 42 41