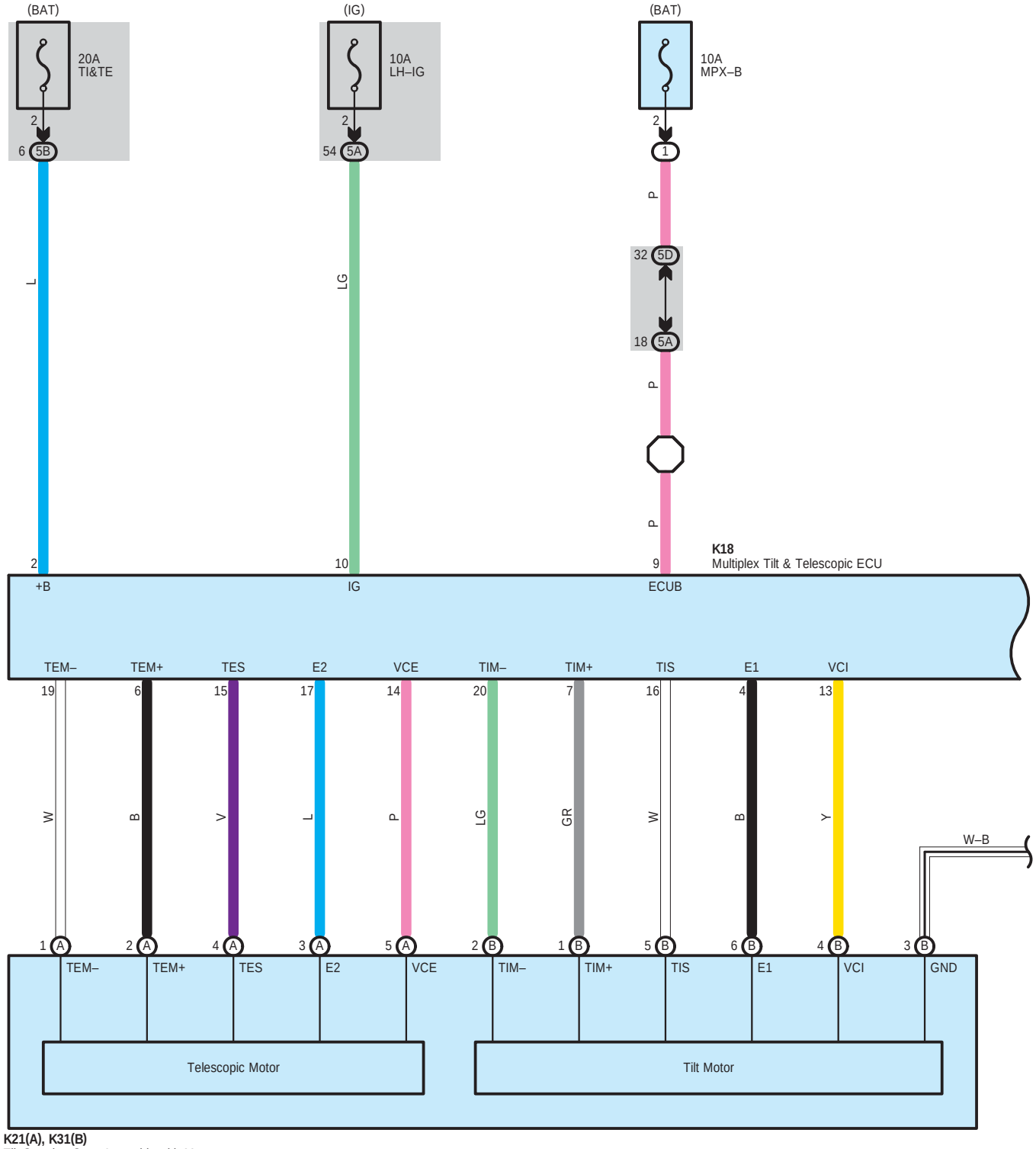

K21(A), K31(B)
Tilt Steering Gear Assembly with Motor

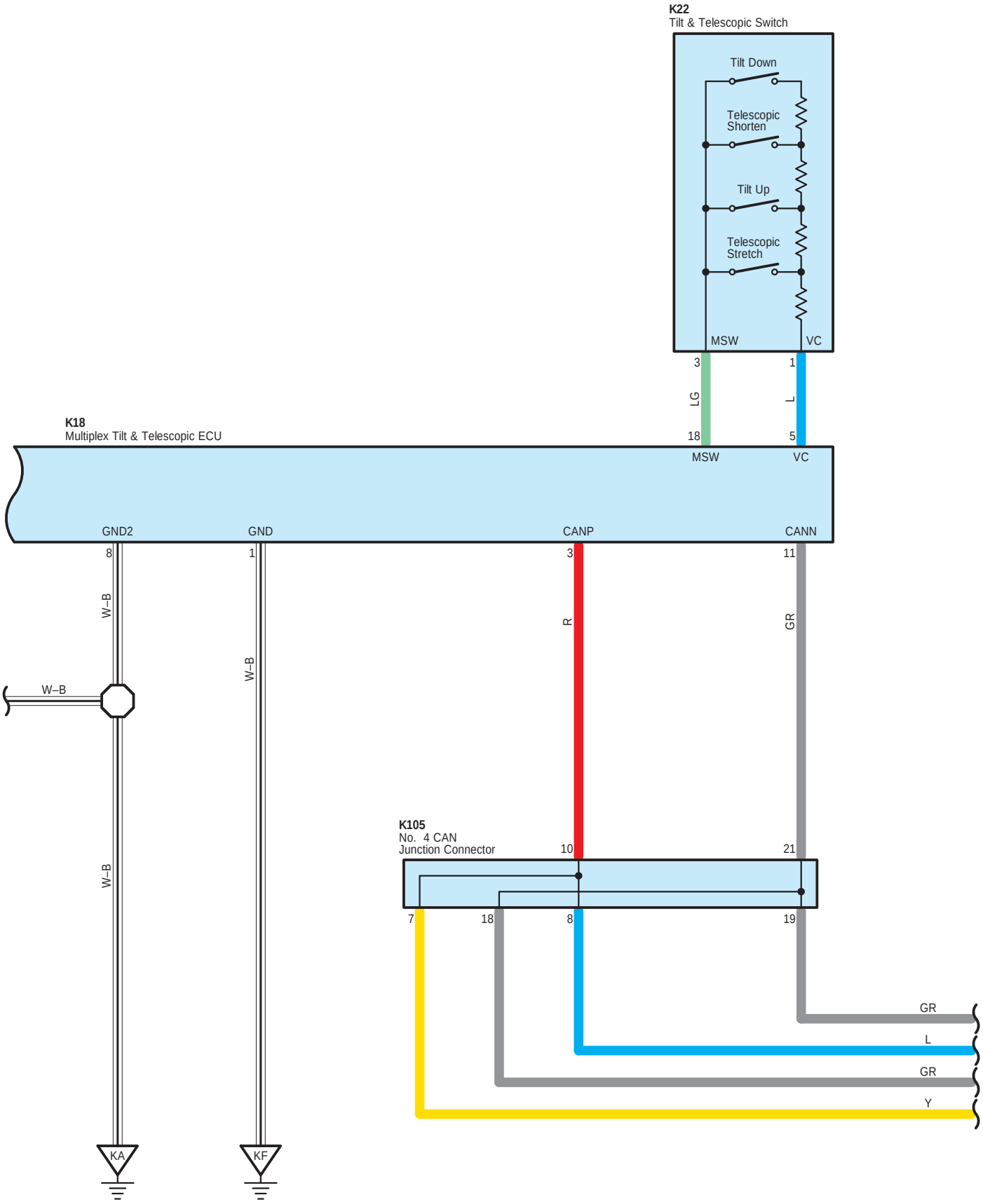
K22
Tilt & Telescopic Switch
Tilt Down
Telescopic Shorten
Tilt Up
Telescopic Stretch
MSW
VC
3
1
LG
L
18
5
MSW
VC
K18
Multiplex Tilt & Telescopic ECU
GND2
GND
CANP
CANN
8
1
3
11
W–B
R
GR
W–B
W–B
W–B
K105
No. 4 CAN
Junction Connector
10
21
7
18
8
19
GR
L
GR
Y
KA
KF

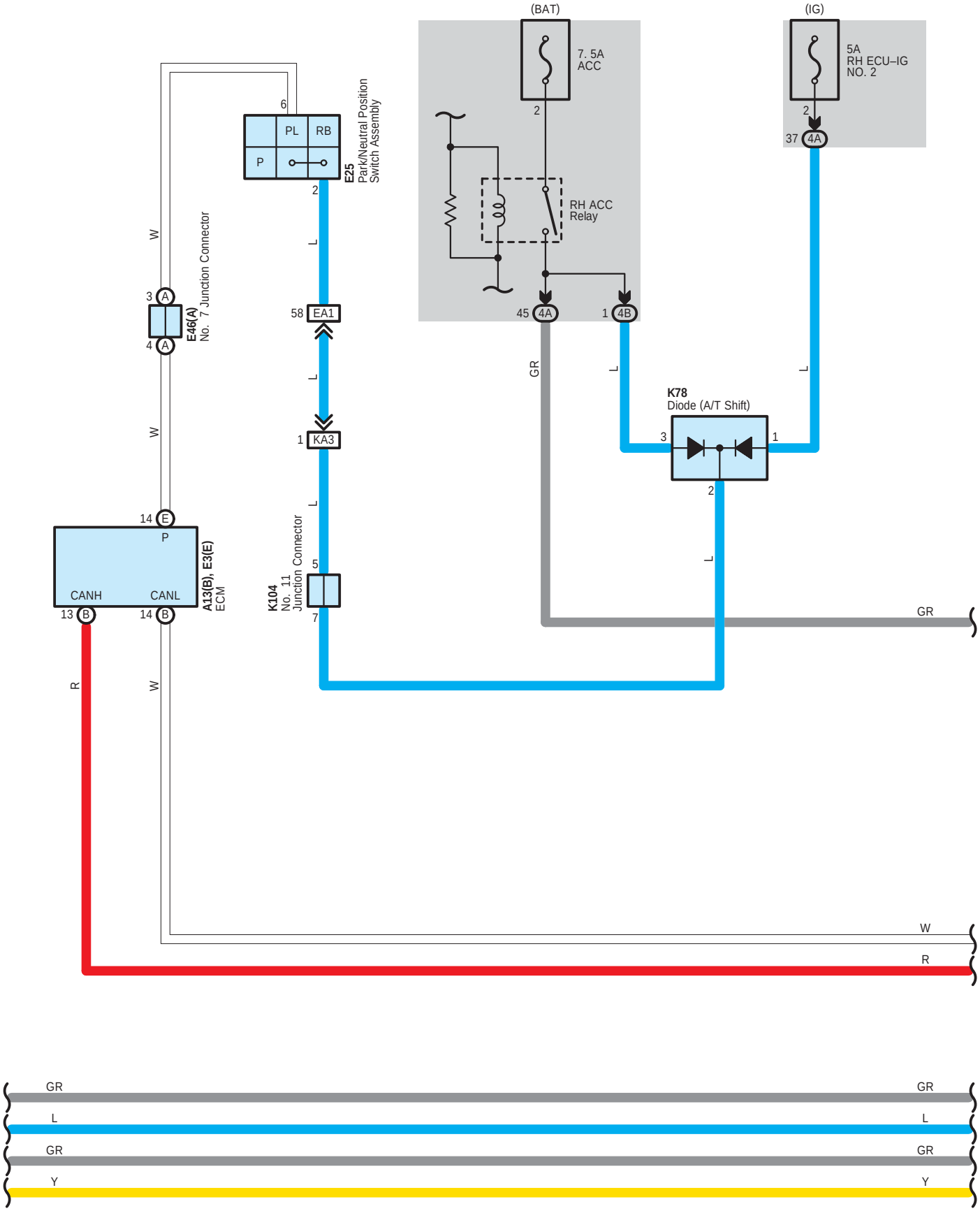
(BAT)
7. 5A
ACC
(IG)
5A
RH ECU–IG
NO. 2
RH ACC
Relay
PL
RB
P
E25
Park/Neutral Position
Switch Assembly
E46(A)
No. 7 Junction Connector
EA1
KA3
K104
No. 11
Junction Connector
K78
Diode (A/T Shift)
A13(B), E3(E)
ECM
CANH
CANL
GR
W
R
L
Y

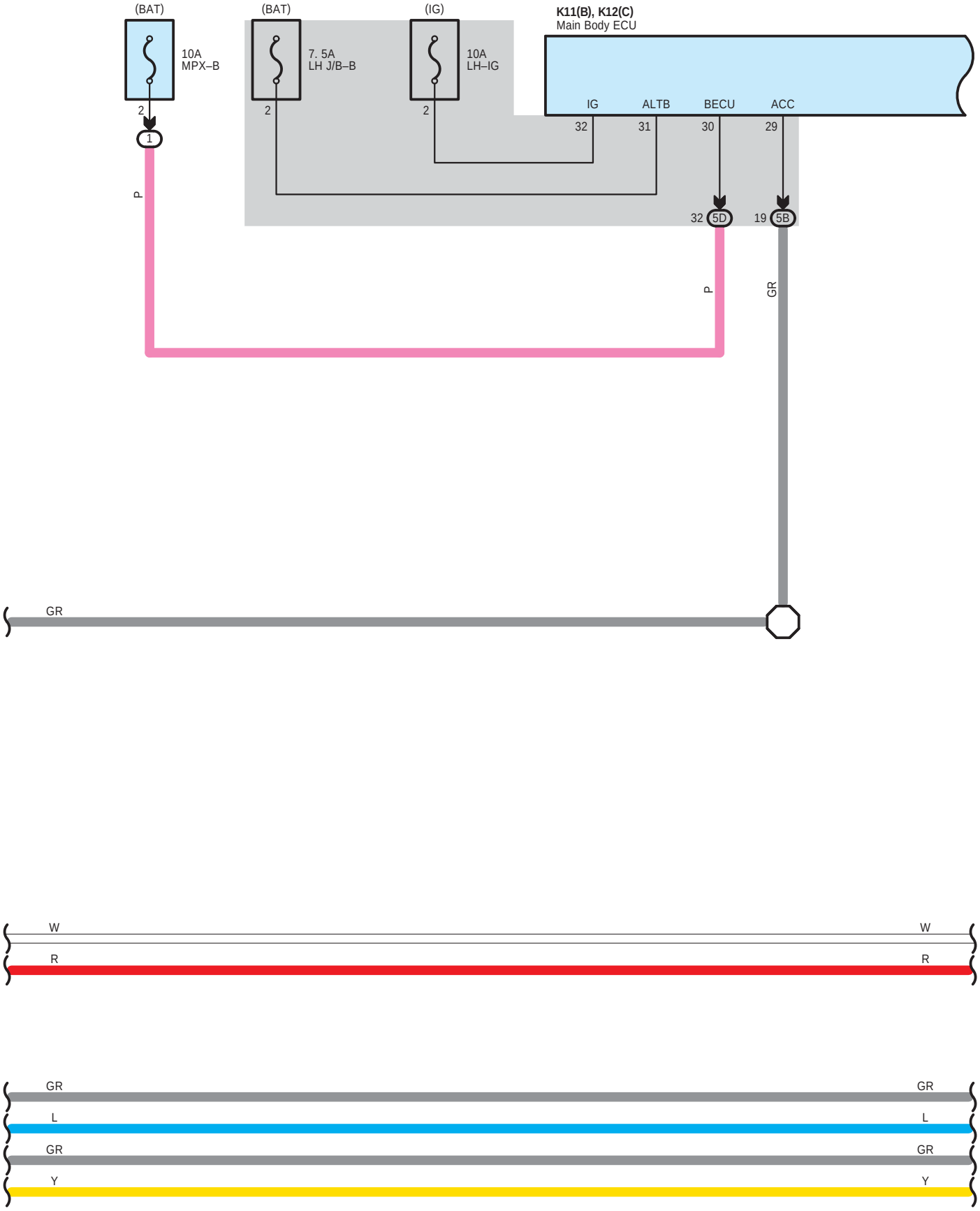
(BAT)
10A
MPX–B
2
1
P
(BAT)
7. 5A
LH J/B–B
2
(IG)
10A
LH–IG
2
K11(B), K12(C)
Main Body ECU
IG
ALTB
BECU
ACC
32
31
30
29
32 5D
19 5B
P
GR
GR
W
W
R
R
GR
GR
L
L
GR
GR
Y
Y

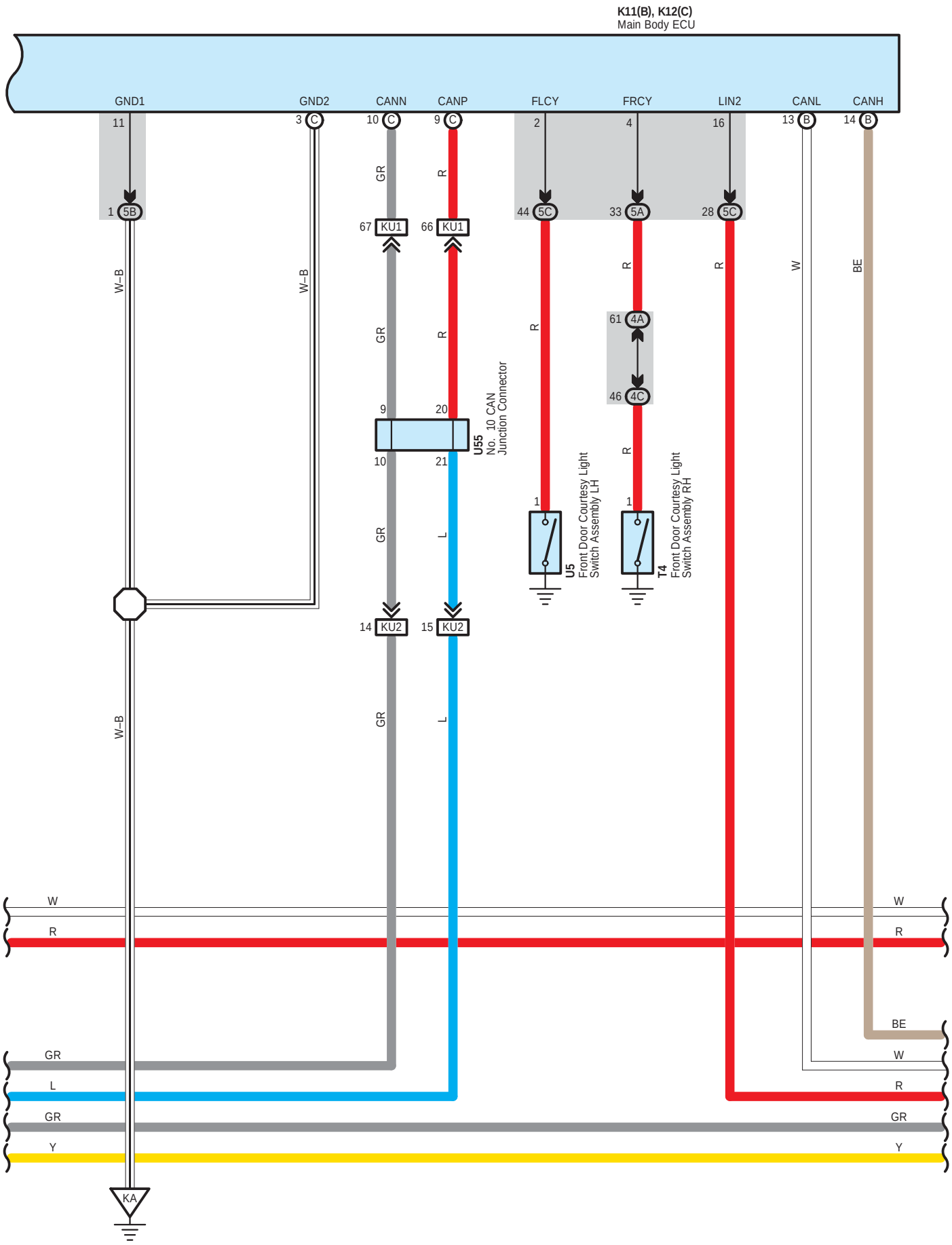
K11(B), K12(C)
Main Body ECU
GND1
GND2
CANN
CANP
FLCY
FRCY
LIN2
CANL
CANH
11
1 5B
3 C
10 C
9 C
2
44 5C
4
33 5A
16
28 5C
13 B
14 B
W–B
W–B
W–B
GR
R
67 KU1
66 KU1
GR
R
9
20
10
21
U55
No. 10 CAN
Junction Connector
GR
L
14 KU2
15 KU2
GR
L
R
1
U5
Front Door Courtesy Light
Switch Assembly LH
R
61 4A
46 4C
R
1
T4
Front Door Courtesy Light
Switch Assembly RH
R
W
BE
W
R
GR
L
GR
Y
W
R
BE
W
R
GR
Y
KA

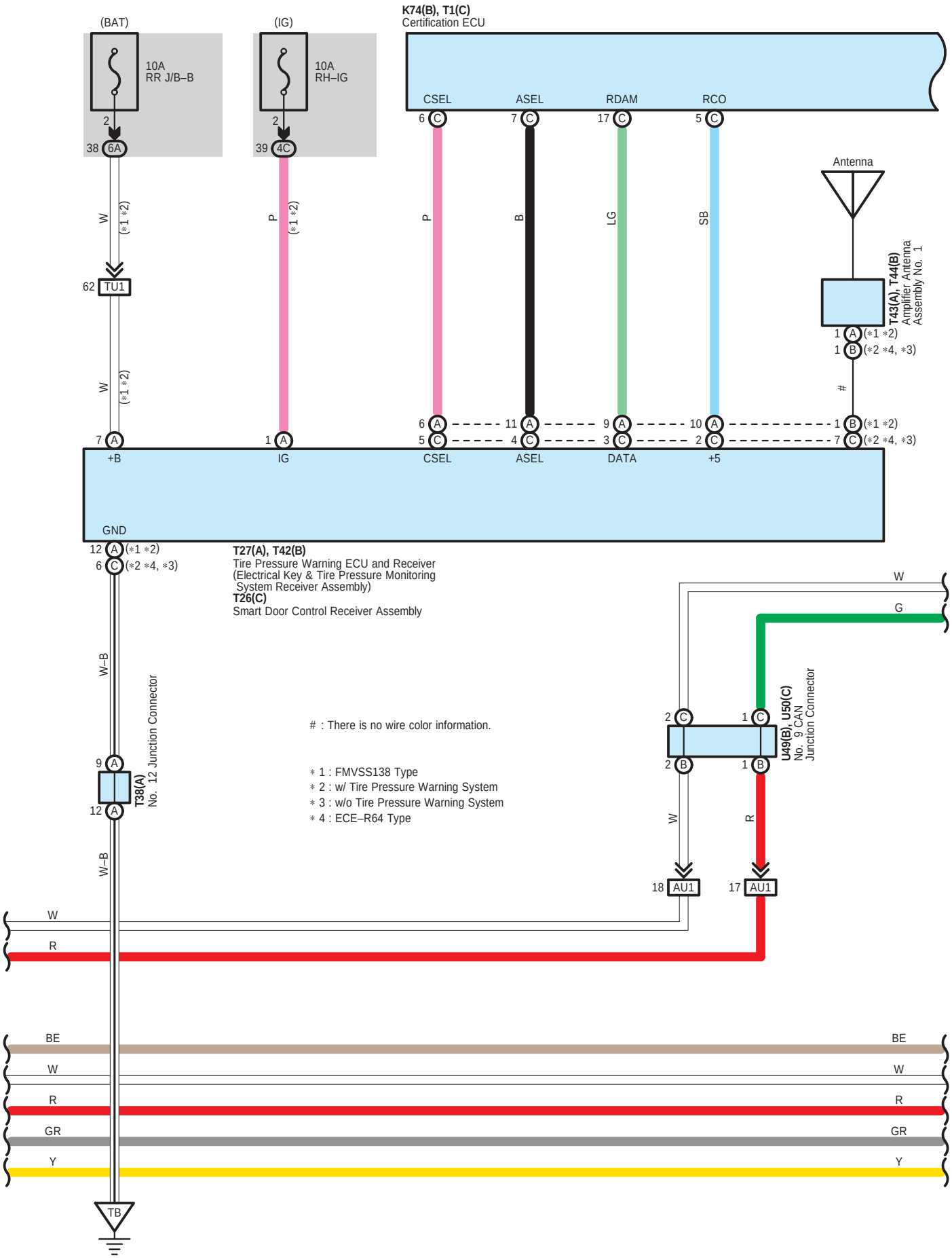
(BAT)
10A
RR J/B–B
2
38 6A
W
(*1 *2)
62 TU1
W
(*1 *2)
7 A
+B
(IG)
10A
RH–IG
2
39 4C
P
(*1 *2)
1 A
IG
K74(B), T1(C)
Certification ECU
CSEL
ASEL
RDAM
RCO
6 C
7 C
17 C
5 C
P
B
LG
SB
6 A
5 C
CSEL
11 A
4 C
ASEL
9 A
3 C
DATA
10 A
2 C
+5
Antenna
T43(A), T44(B)
Amplifier Antenna
Assembly No. 1
1 A (*1 *2)
1 B (*2 *4, *3)
#
1 B (*1 *2)
7 C (*2 *4, *3)
GND
12 A (*1 *2)
6 C (*2 *4, *3)
T27(A), T42(B)
Tire Pressure Warning ECU and Receiver
(Electrical Key & Tire Pressure Monitoring
System Receiver Assembly)
T26(C)
Smart Door Control Receiver Assembly
W–B
9 A
T38(A)
No. 12 Junction Connector
12 A
W–B
: There is no wire color information.
* 1 : FMVSS138 Type
* 2 : w/ Tire Pressure Warning System
* 3 : w/o Tire Pressure Warning System
* 4 : ECE–R64 Type
W
G
2 C
1 C
2 B
1 B
U49(B), U50(C)
No. 9 CAN
Junction Connector
W
R
18 AU1
17 AU1
W
R
BE
W
R
GR
Y
BE
W
R
GR
Y
TB

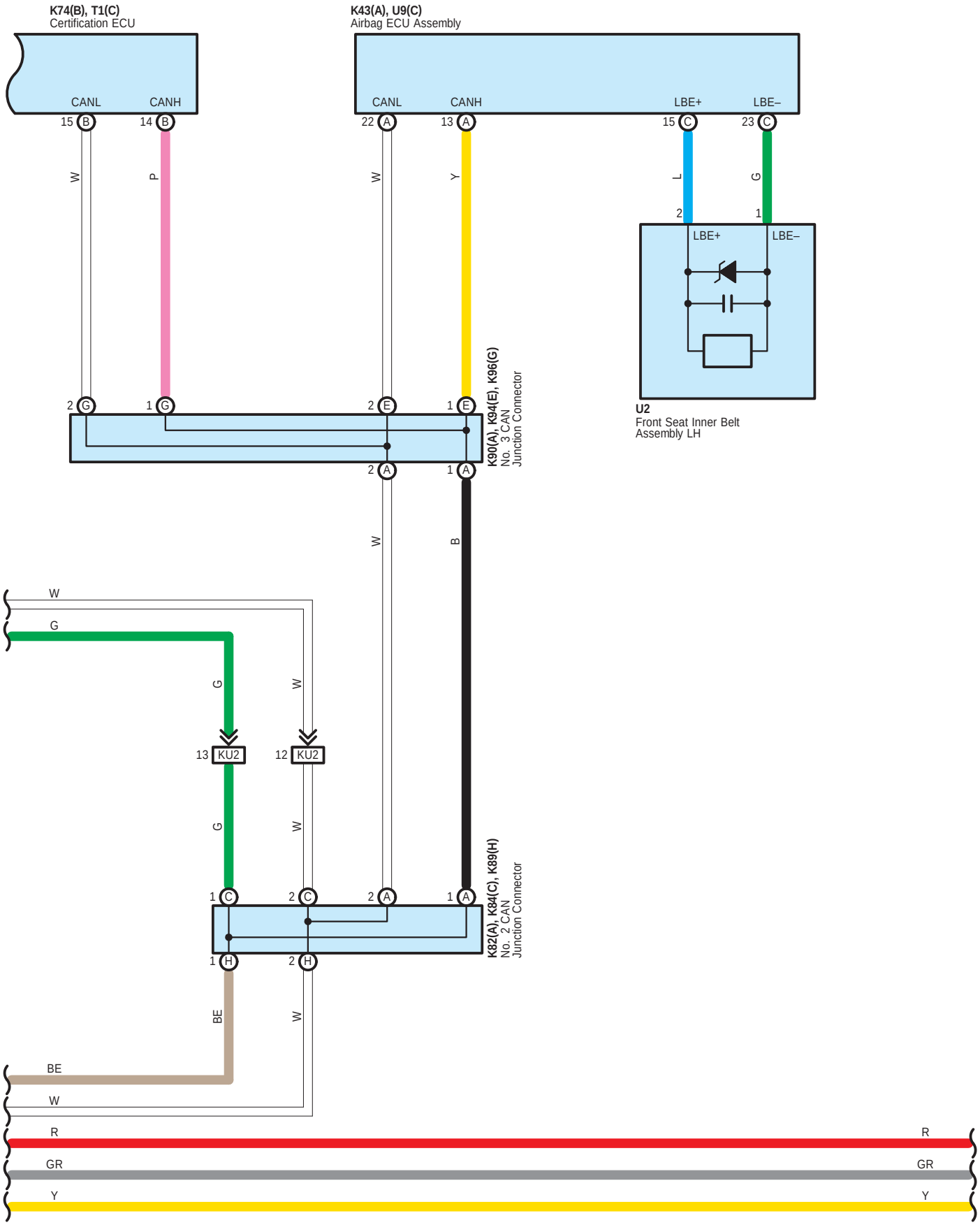
K74(B), T1(C)
Certification ECU
CANL
CANH
15 B
14 B
W
P
K43(A), U9(C)
Airbag ECU Assembly
CANL
CANH
LBE+
LBE–
22 A
13 A
15 C
23 C
W
Y
L
G
2
1
LBE+
LBE–
U2
Front Seat Inner Belt
Assembly LH
2 G
1 G
2 E
1 E
K90(A), K94(E), K96(G)
No. 3 CAN
Junction Connector
2 A
1 A
W
B
W
G
G
W
13 KU2
12 KU2
G
W
1 C
2 C
2 A
1 A
K82(A), K84(C), K89(H)
No. 2 CAN
Junction Connector
1 H
2 H
BE
W
BE
W
R
R
GR
GR
Y
Y

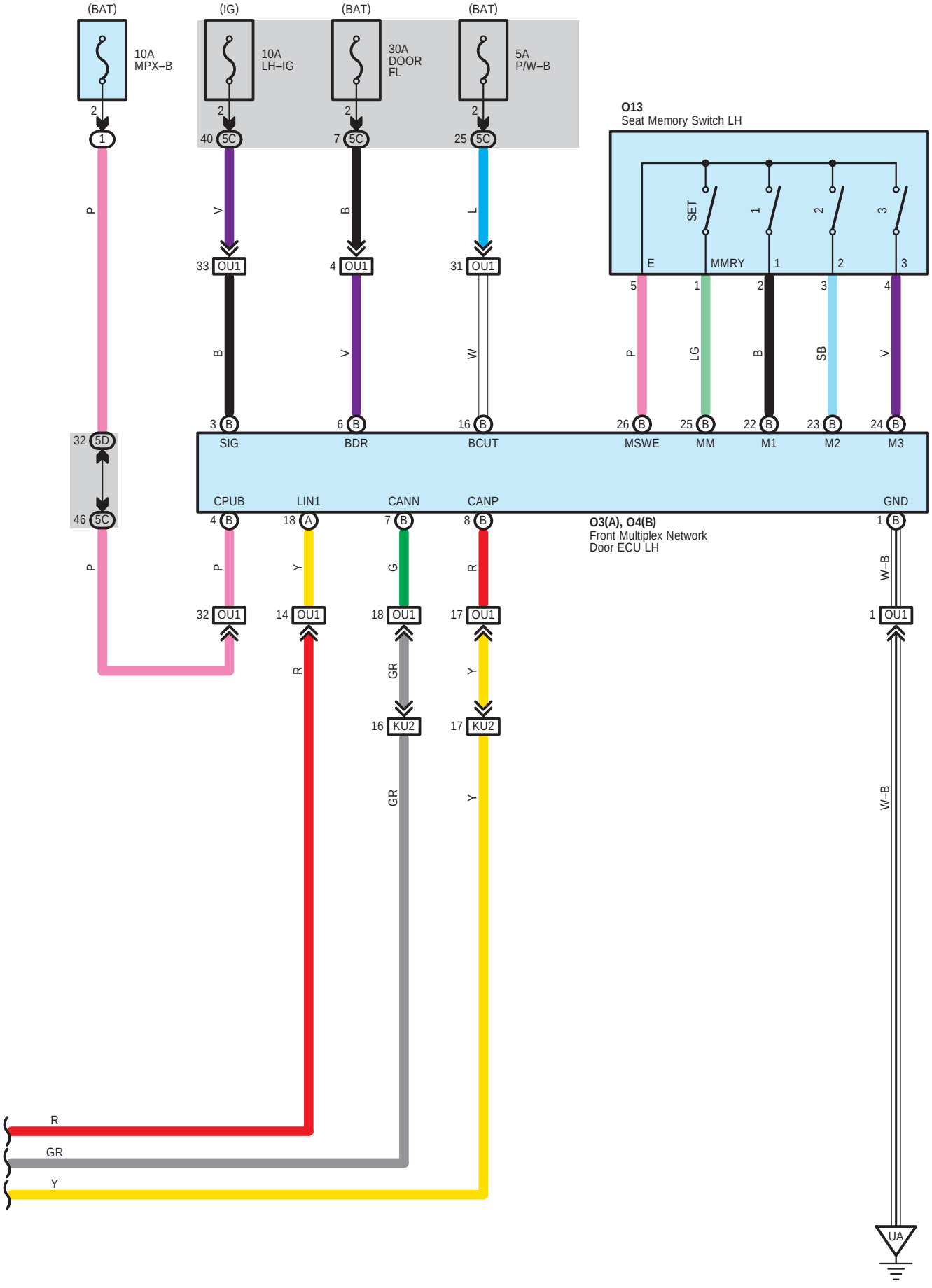
(BAT)
10A
MPX–B
(IG)
10A
LH–IG
(BAT)
30A
DOOR
FL
(BAT)
5A
P/W–B
O13
Seat Memory Switch LH
SET
1
2
3
E
MMRY
SIG
BDR
BCUT
MSWE
MM
M1
M2
M3
CPUB
LIN1
CANN
CANP
GND
O3(A), O4(B)
Front Multiplex Network
Door ECU LH
OU1
KU2
UA
R
GR
Y

A13
White

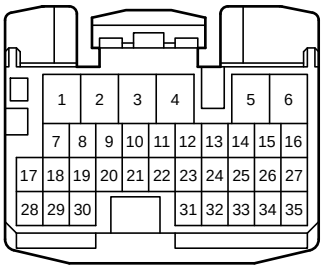

90980-12529

E3
White

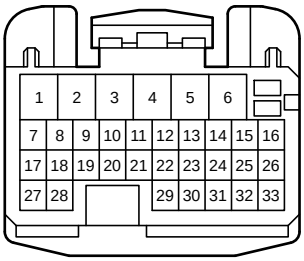

90980-12700

E25
Gray

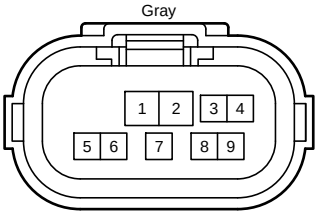

90980-12362

E46
White

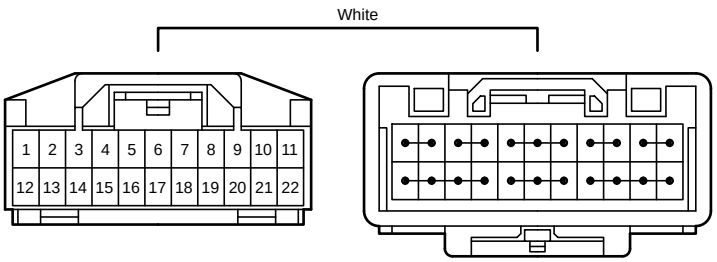

90980-11915

K11
White

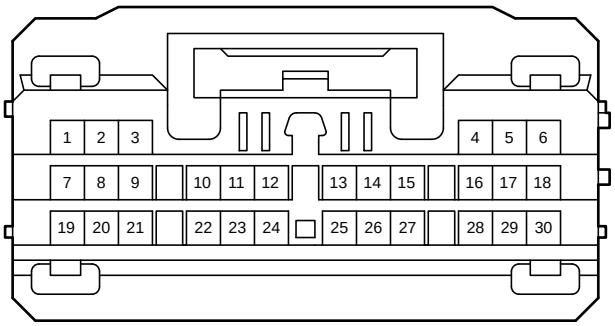

90980-12909

K12
White

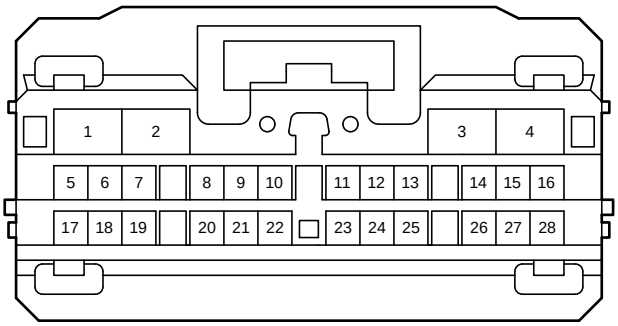

90980-12908

K18
Black

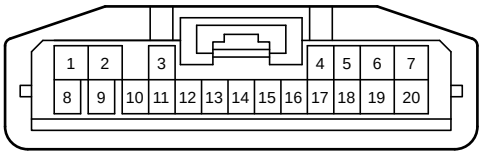

90980-12976

K21
Black

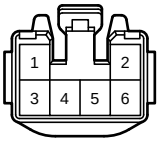

90980-10797

K22
Black

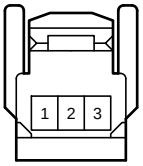

90980-12695

K31
White

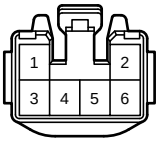

90980-10797

K43
Yellow

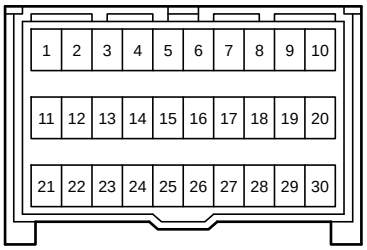

90980-12391

K74
White

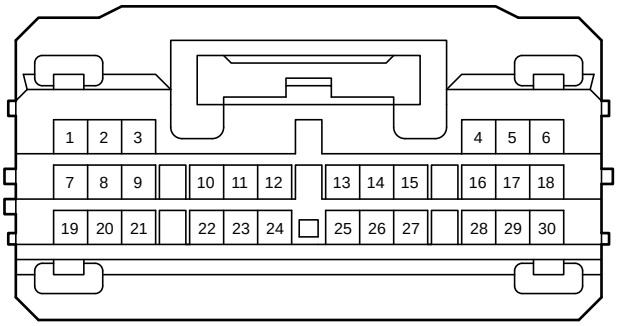

82824-52370

K78
Gray

90980-11071

K82
White

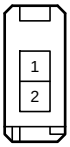

90980-12827

K84
White

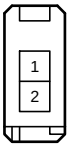

90980-12827

K89
White

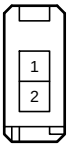

90980-12827

K90
White

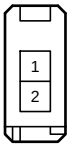

90980-12827

K94
White

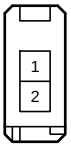

90980-12827

K96
White

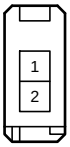

90980-12827

K104
Blue

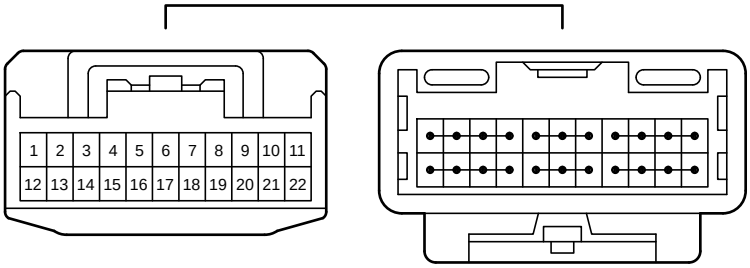

90980-12372

K105
Black

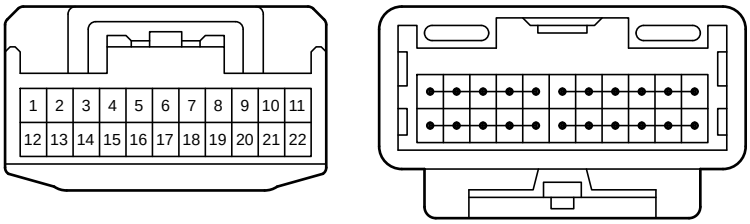

90980-12372

O3
White

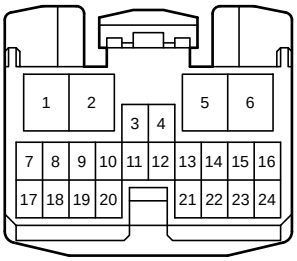

90980-12560

O4
White

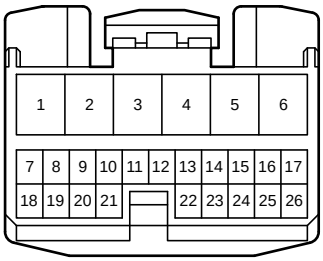

90980-12561

O13
White

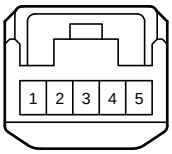

90980-12366

T1
White

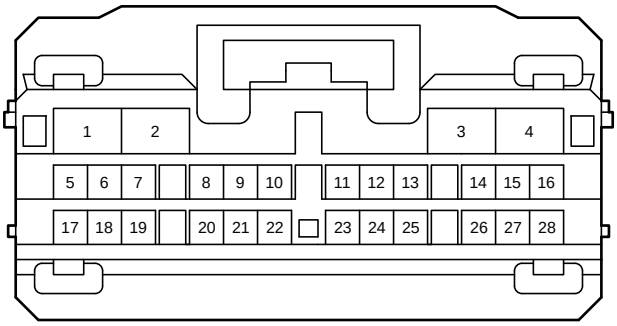

82824-52380

T4
Black

90980-10871

T26
White

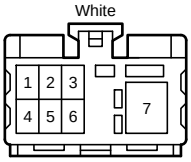

90980-50011

T27
White



90980-12552

T38
Blue

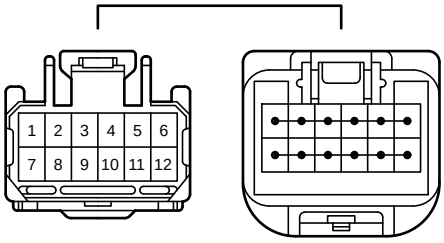

90980-11661

T42
Gray

90980-12043

T43
Gray

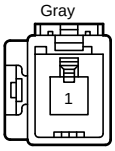

90980-12041

T44
Gray

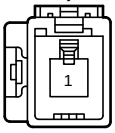

90980-12041

U2
Gray

90980-10942

U5
Black

90980-10871

U9
Yellow

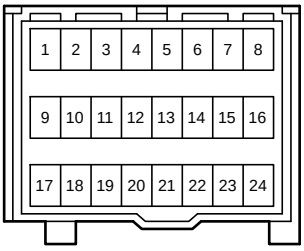

90980-12390

U49
White

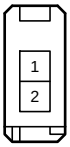

90980-12827

U50
White

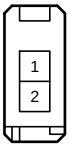

90980-12827

U55
Blue

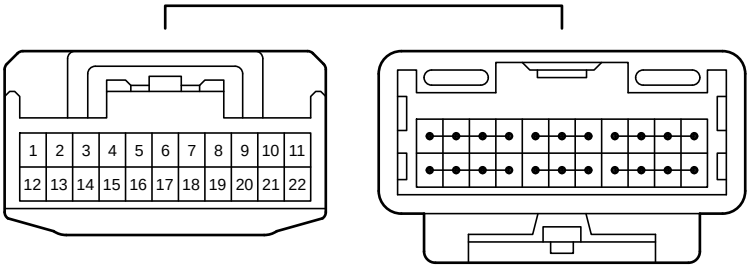

90980-12372

4A
White

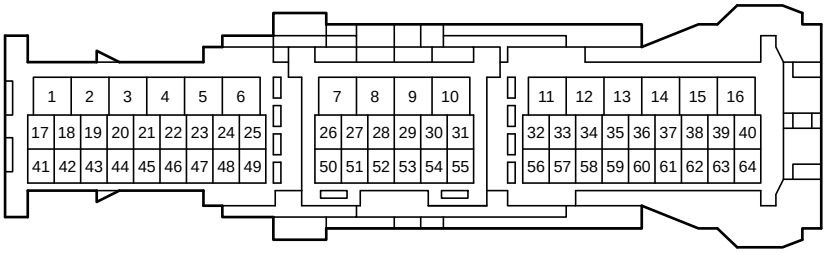

90980-12774

4B
White

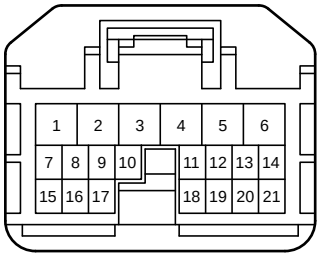

90980-12797

4C
White

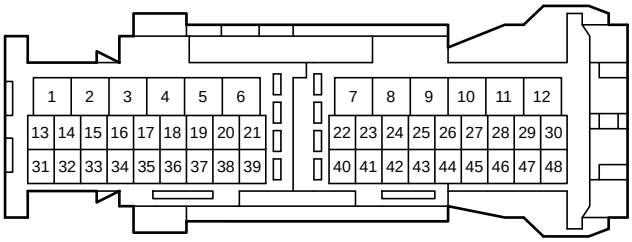

90980-12779

5A
White

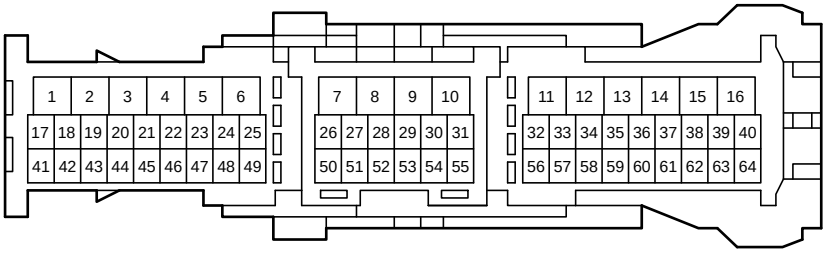

90980-12774

5B
White

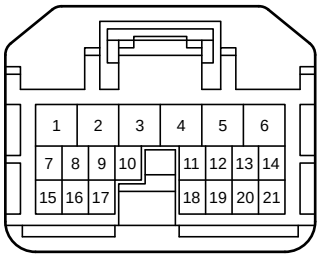

90980-12797

5C
White

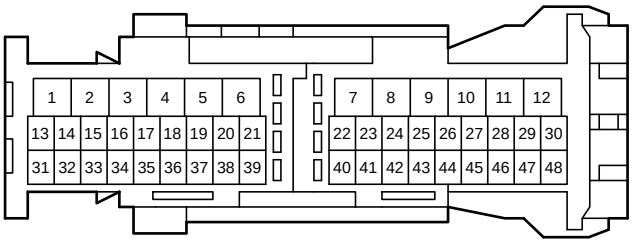

90980-12779

5D
White

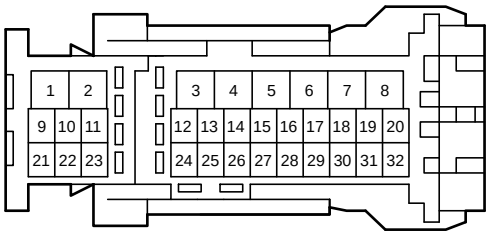

90980-12786

6A
White

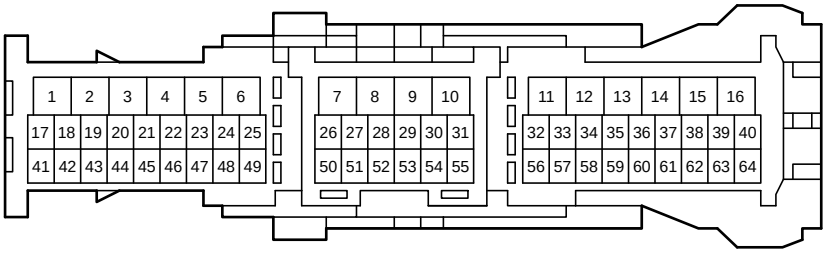

90980-12774

AU1
White

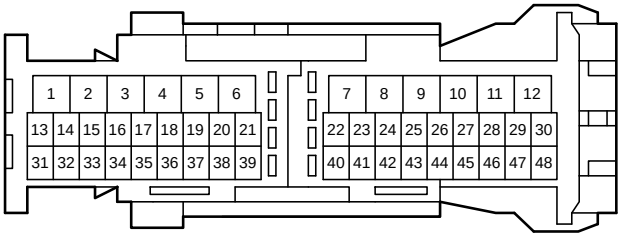

90980-12779

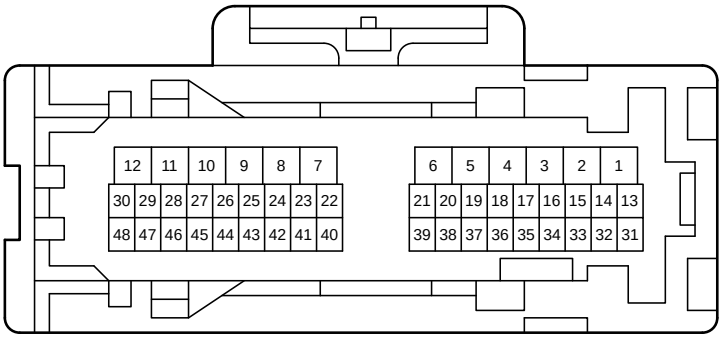

90980-12799

EA1
White

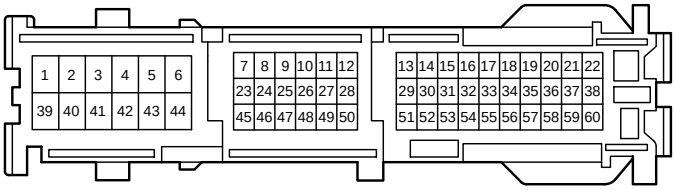

90980-12501

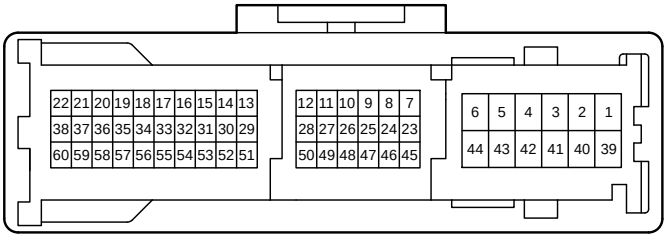

90980-12514

KA3
White

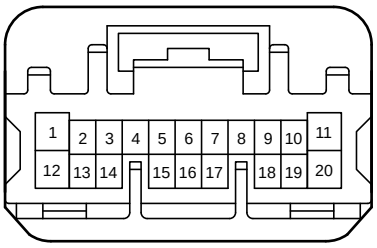

90980-12741

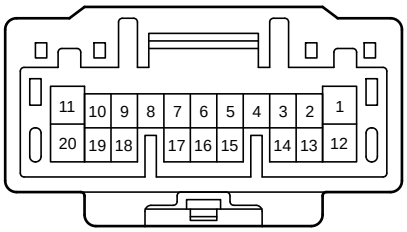

90980-12740

KU1
White

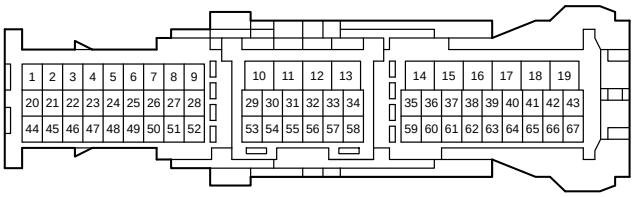

90980-12783

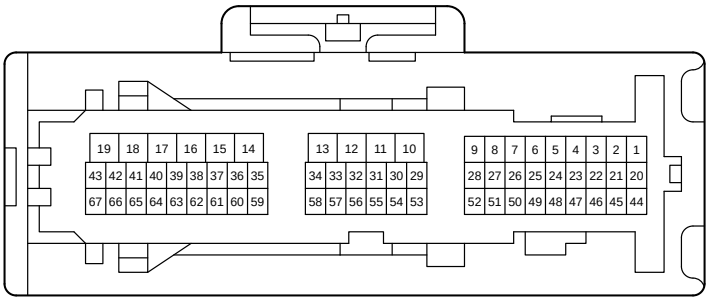

90980-12800

KU2
White

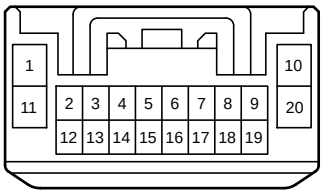

90980-12378

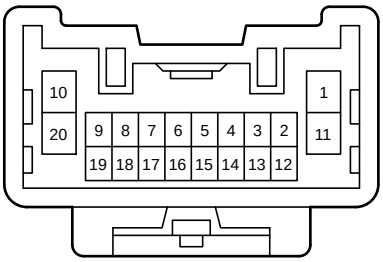

90980-12377

OU1
White

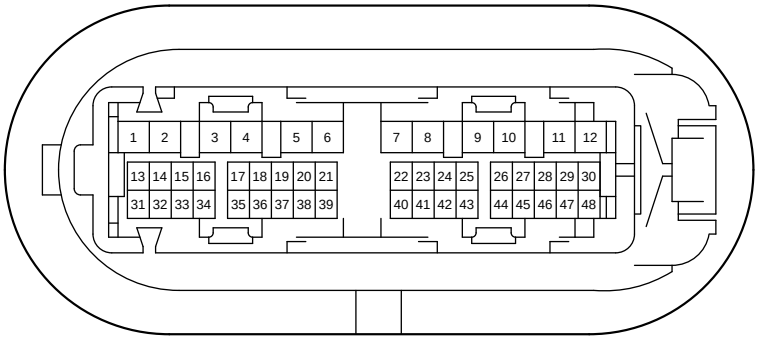

90980-12A09

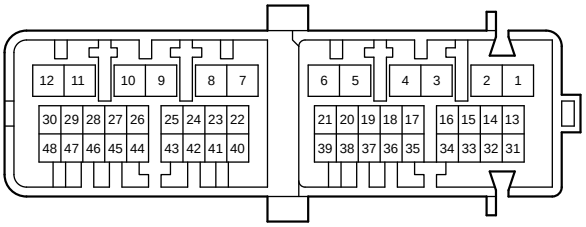

90980-12A06

TU1

White

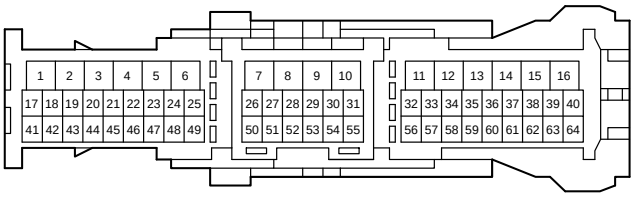

90980-12774

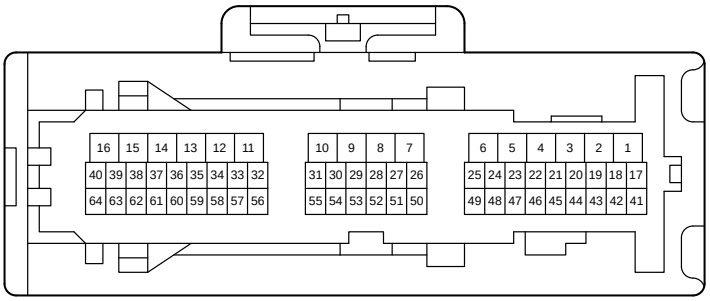

90980-12798