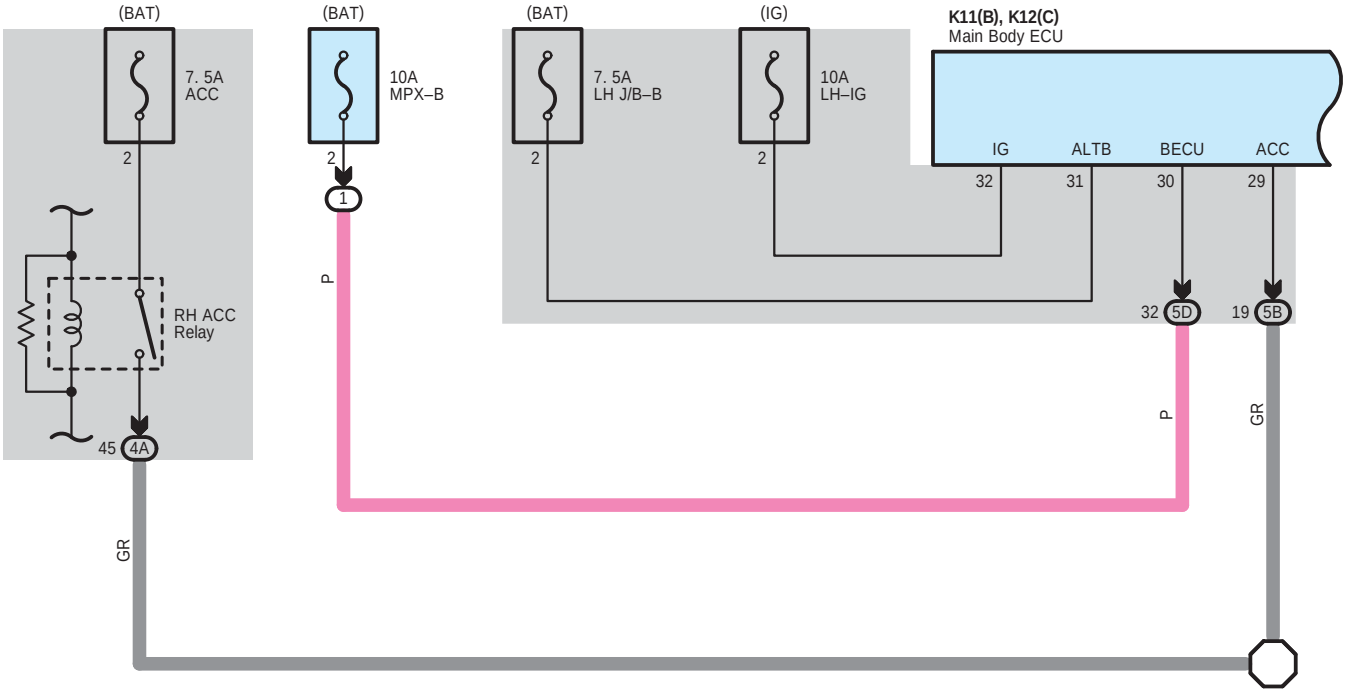
(BAT)
7. 5A
ACC
2
RH ACC
Relay
45
4A
GR
(BAT)
10A
MPX–B
2
1
P
(BAT)
7. 5A
LH J/B–B
2
(IG)
10A
LH–IG
2
K11(B), K12(C)
Main Body ECU
IG
ALTB
BECU
ACC
32
31
30
29
32
5D
19
5B
P
GR

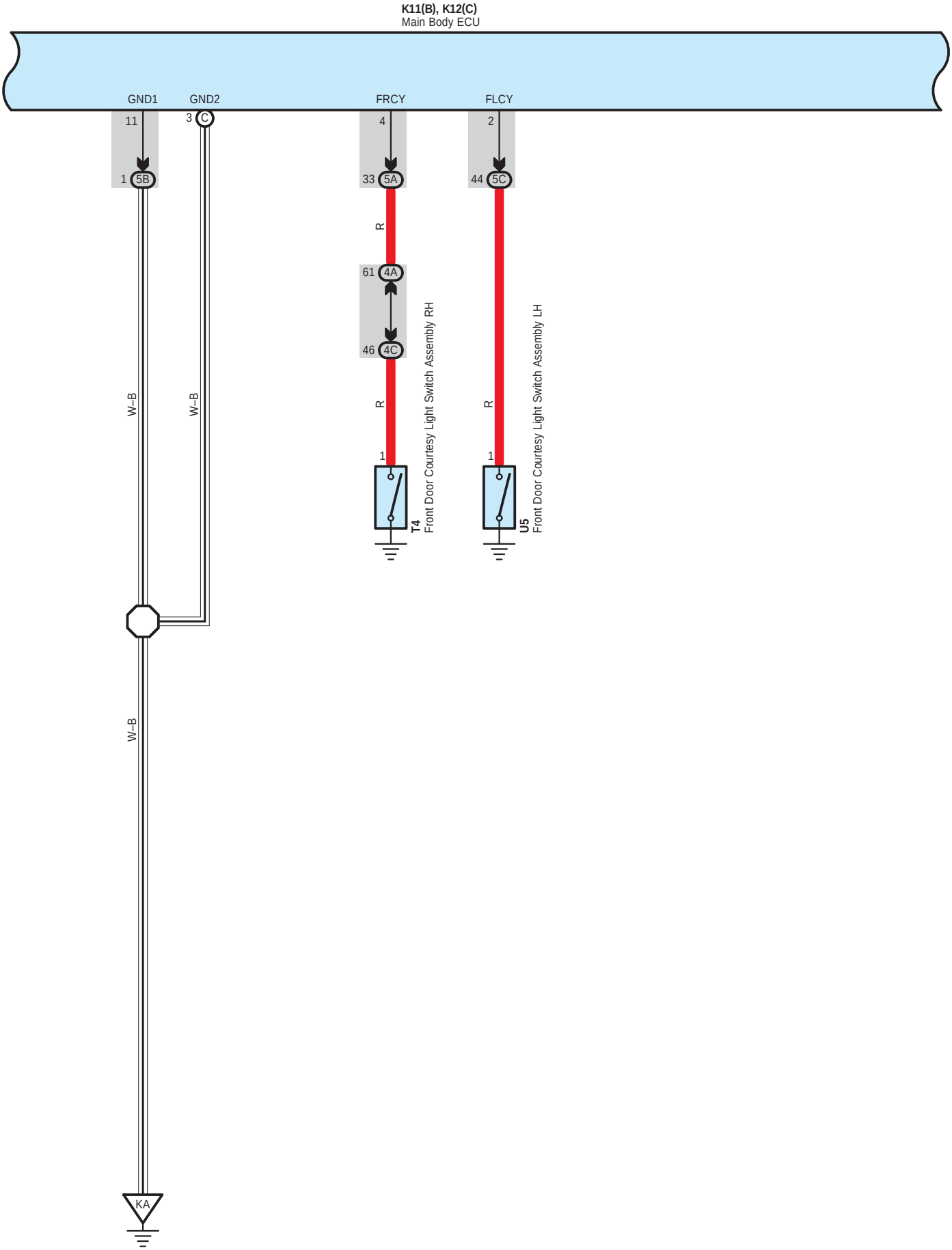
K11(B), K12(C)
Main Body ECU
GND1
GND2
FRCY
FLCY
11
1
5B
3
C
4
33
5A
2
44
5C
R
61
4A
46
4C
R
R
1
1
W–B
W–B
W–B
T4
Front Door Courtesy Light Switch Assembly RH
U5
Front Door Courtesy Light Switch Assembly LH
KA

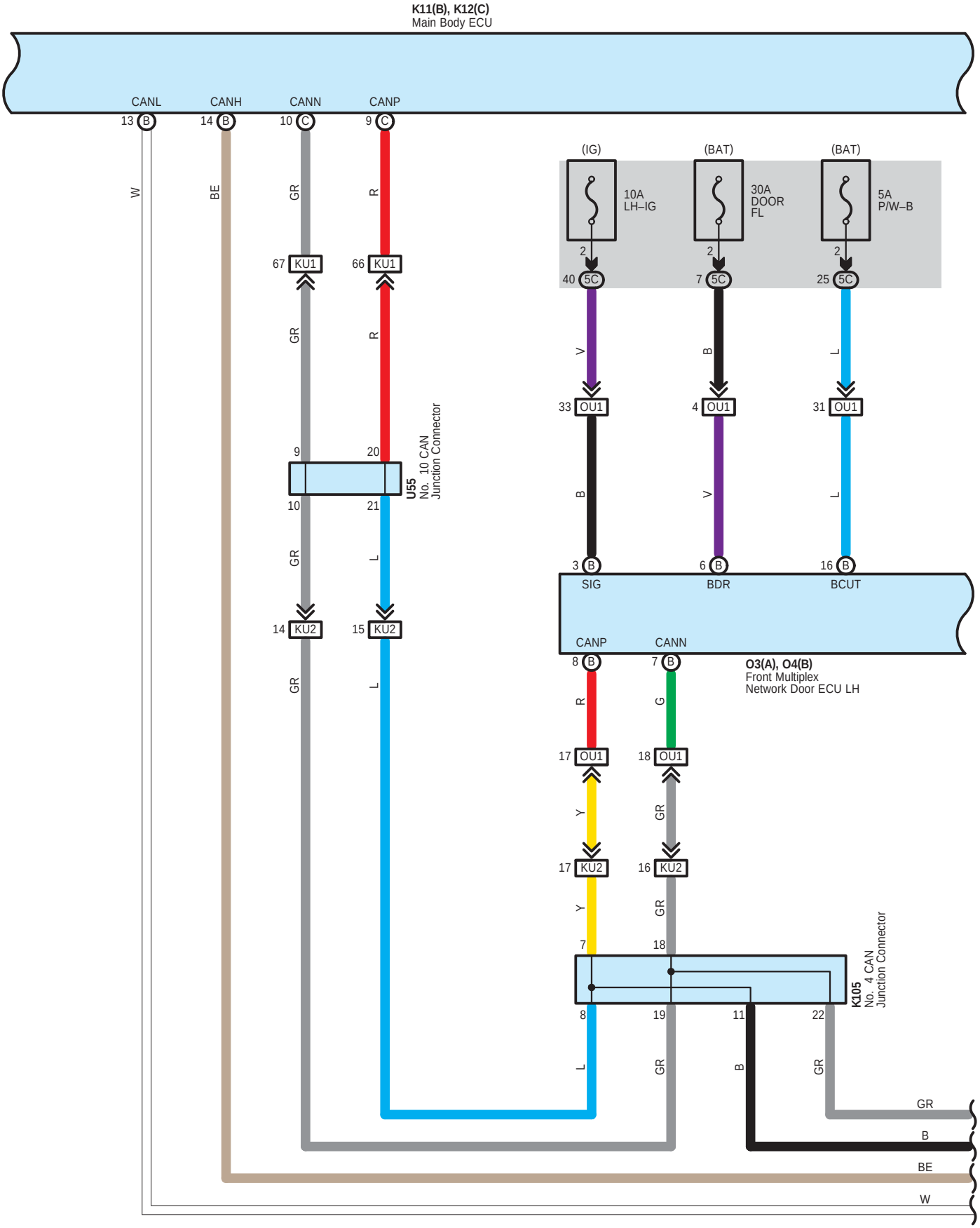
K11(B), K12(C)
Main Body ECU
CANL
CANH
CANN
CANP
13 B
14 B
10 C
9 C
W
BE
GR
R
67 KU1
66 KU1
GR
R
9
20
10
21
U55
No. 10 CAN
Junction Connector
GR
L
14 KU2
15 KU2
GR
L
(IG)
(BAT)
(BAT)
10A
LH–IG
30A
DOOR
FL
5A
P/W–B
2
40 5C
7 5C
25 5C
V
B
L
33 OU1
4 OU1
31 OU1
B
V
L
3 B
6 B
16 B
SIG
BDR
BCUT
CANP
CANN
8 B
7 B
O3(A), O4(B)
Front Multiplex
Network Door ECU LH
R
G
17 OU1
18 OU1
Y
GR
17 KU2
16 KU2
Y
GR
7
18
K105
No. 4 CAN
Junction Connector
8
19
11
22
L
GR
B
GR
GR
B
BE
W

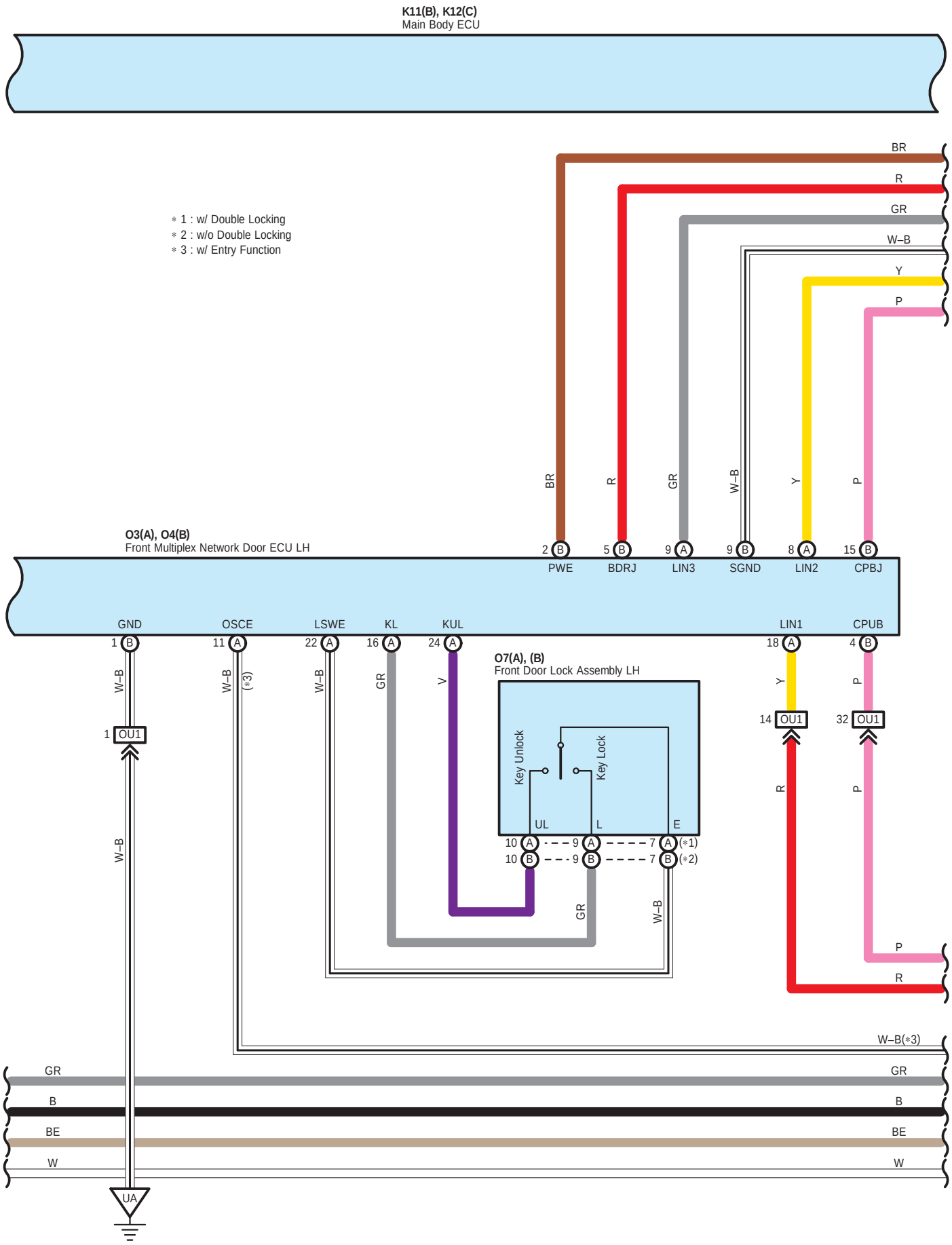
K11(B), K12(C)
Main Body ECU
∗ 1 : w/ Double Locking
∗ 2 : w/o Double Locking
∗ 3 : w/ Entry Function
BR
R
GR
W–B
Y
P
O3(A), O4(B)
Front Multiplex Network Door ECU LH
2 B PWE
5 B BDRJ
9 A LIN3
9 B SGND
8 A LIN2
15 B CPBJ
GND
OSCE
LSWE
KL
KUL
LIN1
CPUB
1 B
11 A
22 A
16 A
24 A
18 A
4 B
(∗3)
1 OU1
14 OU1
32 OU1
O7(A), (B)
Front Door Lock Assembly LH
Key Unlock
Key Lock
UL
L
E
10 A
9 A
7 A (∗1)
10 B
9 B
7 B (∗2)
V
W–B(∗3)
GR
B
BE
W
UA

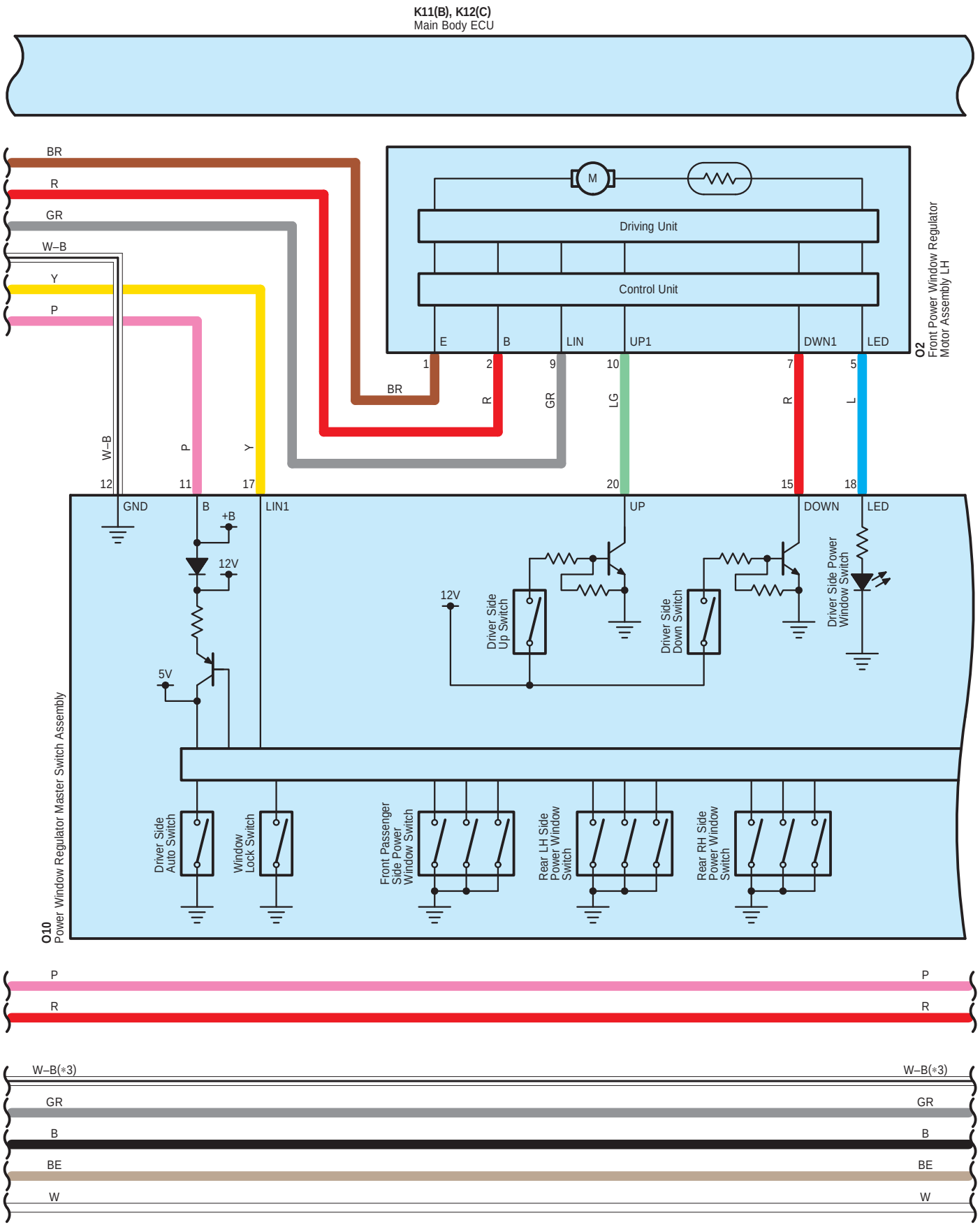
K11(B), K12(C)
Main Body ECU
BR
R
GR
W–B
Y
P
M
Driving Unit
Control Unit
E
B
LIN
UP1
DWN1
LED
1
2
9
10
7
5
BR
R
GR
LG
R
L
O2
Front Power Window Regulator Motor Assembly LH
W–B
P
Y
12
11
17
20
15
18
GND
B
LIN1
UP
DOWN
LED
+B
12V
5V
12V
Driver Side Up Switch
Driver Side Down Switch
Driver Side Power Window Switch
Driver Side Auto Switch
Window Lock Switch
Front Passenger Side Power Window Switch
Rear LH Side Power Window Switch
Rear RH Side Power Window Switch
O10
Power Window Regulator Master Switch Assembly
P
R
W–B(*3)
GR
B
BE
W

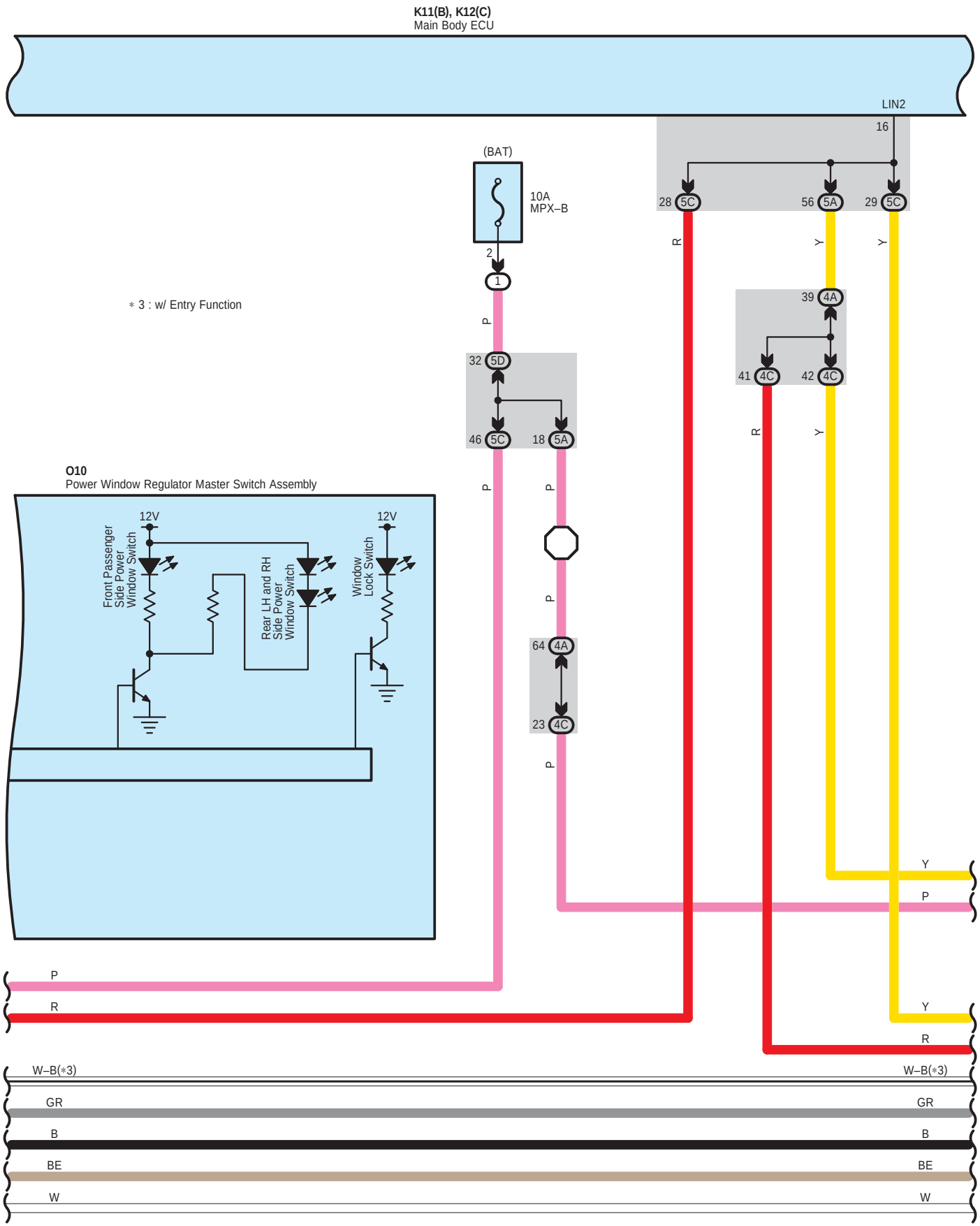
K11(B), K12(C)
Main Body ECU
LIN2
16
(BAT)
10A
MPX–B
2
1
28 5C
56 5A
29 5C
R
Y
Y
∗ 3 : w/ Entry Function
39 4A
41 4C
42 4C
R
Y
P
32 5D
46 5C
18 5A
P
P
O10
Power Window Regulator Master Switch Assembly
12V
12V
Front Passenger Side Power Window Switch
Rear LH and RH Side Power Window Switch
Window Lock Switch
P
64 4A
23 4C
P
Y
P
P
R
Y
R
W–B(∗3)
W–B(∗3)
GR
GR
B
B
BE
BE
W
W

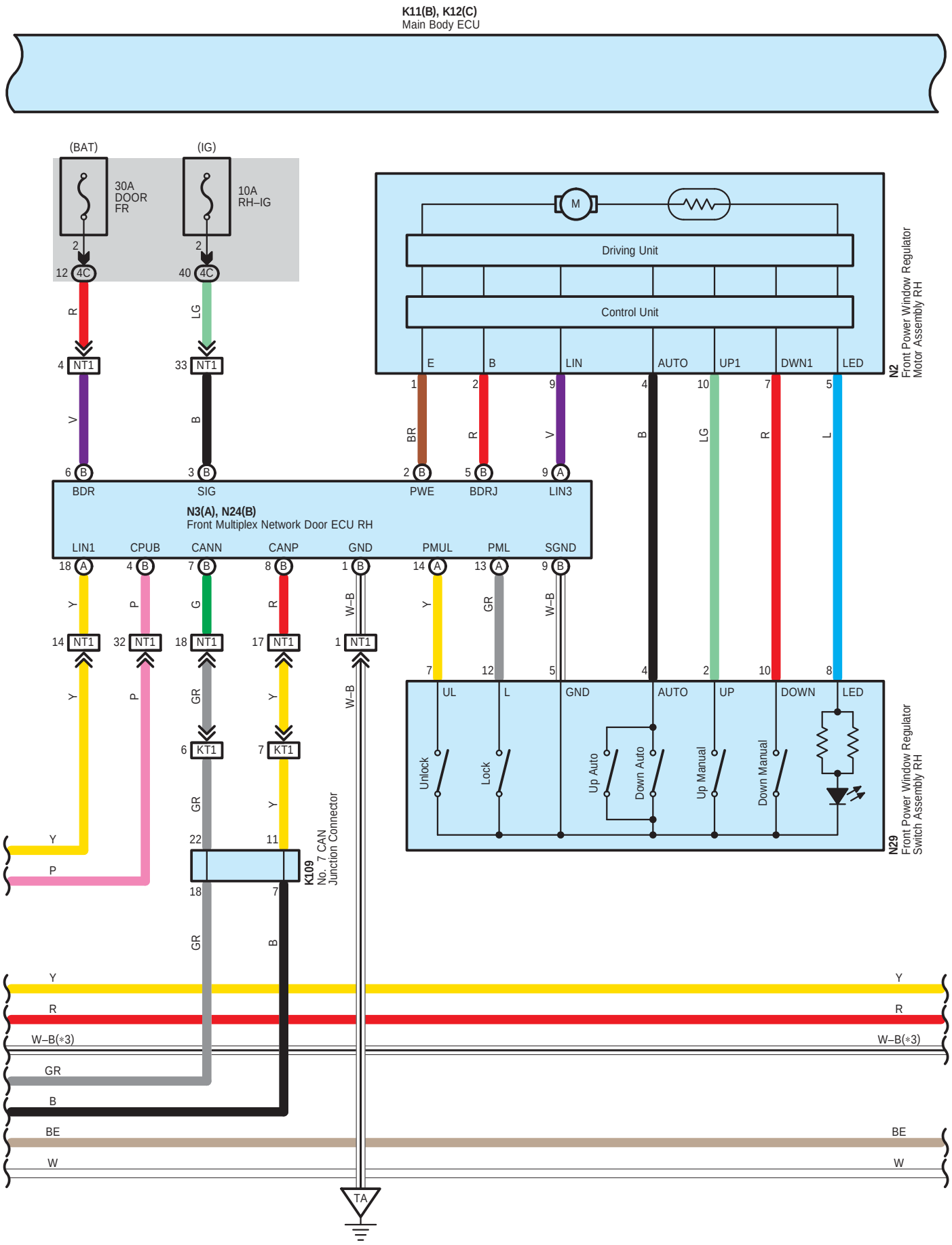
K11(B), K12(C)
Main Body ECU
(BAT)
(IG)
30A
DOOR
FR
10A
RH–IG
2
12 4C
40 4C
R
LG
4 NT1
33 NT1
V
B
6 B
3 B
BDR
SIG
M
Driving Unit
Control Unit
E
B
LIN
AUTO
UP1
DWN1
LED
N2
Front Power Window Regulator
Motor Assembly RH
1
2
9
4
10
7
5
BR
R
V
B
LG
R
L
2 B
5 B
9 A
PWE
BDRJ
LIN3
N3(A), N24(B)
Front Multiplex Network Door ECU RH
LIN1
CPUB
CANN
CANP
GND
PMUL
PML
SGND
18 A
4 B
7 B
8 B
1 B
14 A
13 A
9 B
Y
P
G
R
W–B
Y
GR
W–B
14 NT1
32 NT1
18 NT1
17 NT1
1 NT1
7
12
5
4
2
10
8
UL
L
GND
AUTO
UP
DOWN
LED
Y
P
GR
Y
W–B
6 KT1
7 KT1
Unlock
Lock
Up Auto
Down Auto
Up Manual
Down Manual
GR
Y
22
11
K109
No. 7 CAN
Junction Connector
N29
Front Power Window Regulator
Switch Assembly RH
Y
P
18
7
GR
B
Y
R
W–B(*3)
GR
B
BE
W
TA

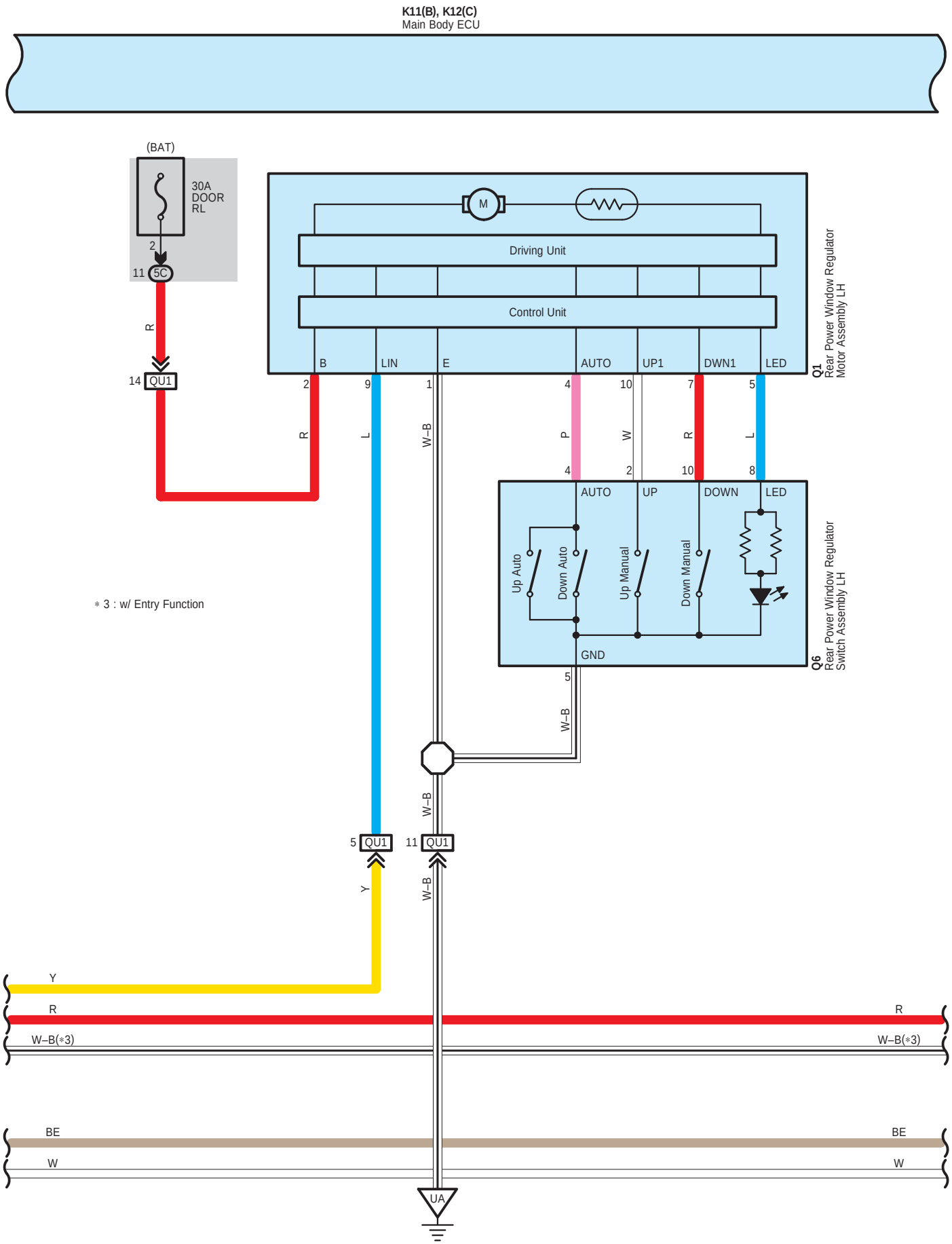

∗ 3 : w/ Entry Function

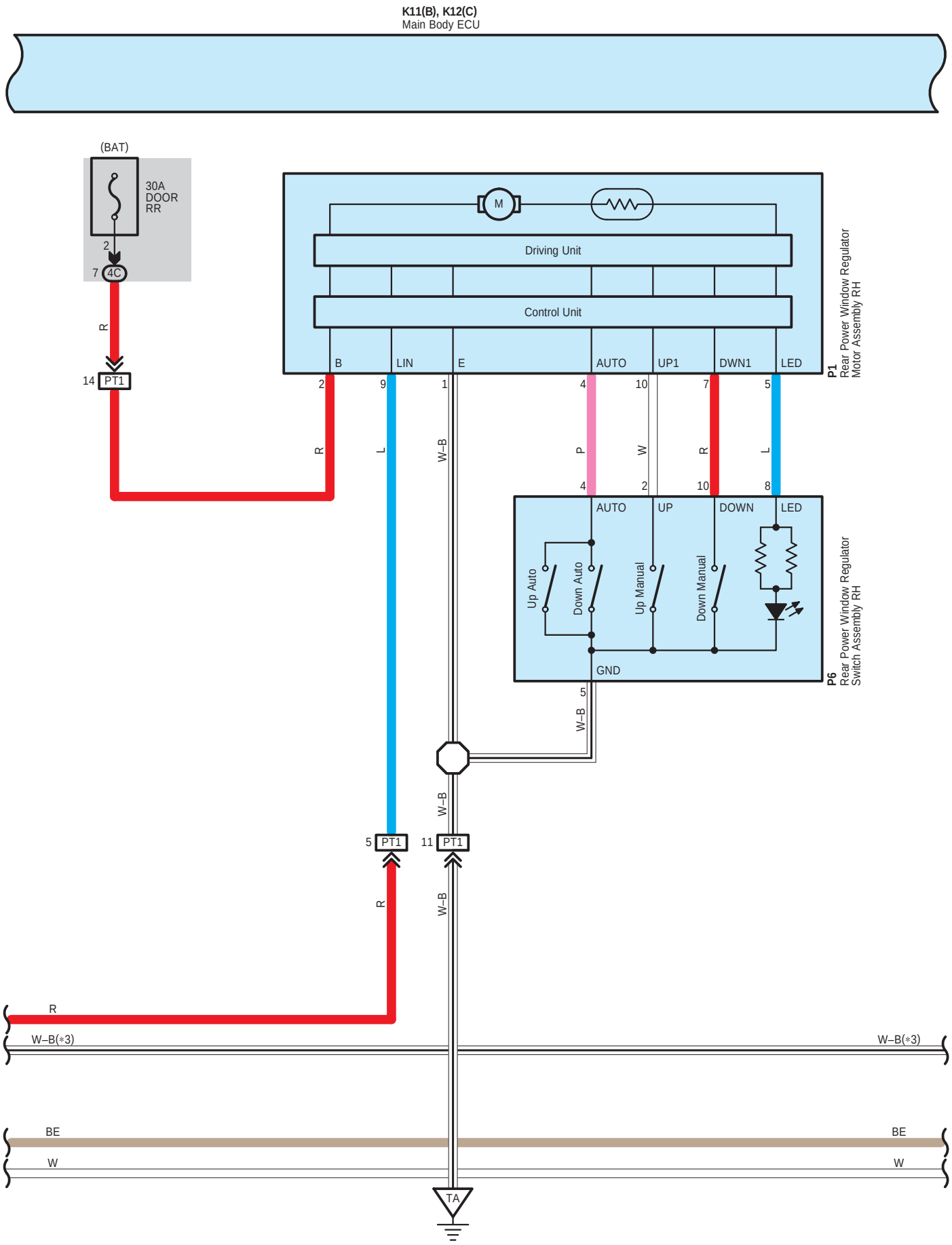
K11(B), K12(C)
Main Body ECU
(BAT)
30A
DOOR
RR
2
7
4C
R
14
PT1
M
Driving Unit
Control Unit
B
LIN
E
AUTO
UP1
DWN1
LED
P1
Rear Power Window Regulator
Motor Assembly RH
2
9
1
4
10
7
5
R
L
W–B
P
W
R
L
4
2
10
8
AUTO
UP
DOWN
LED
Up Auto
Down Auto
Up Manual
Down Manual
GND
P6
Rear Power Window Regulator
Switch Assembly RH
5
W–B
W–B
5
PT1
11
PT1
R
W–B
R
W–B(*3)
W–B(*3)
BE
BE
W
W
TA

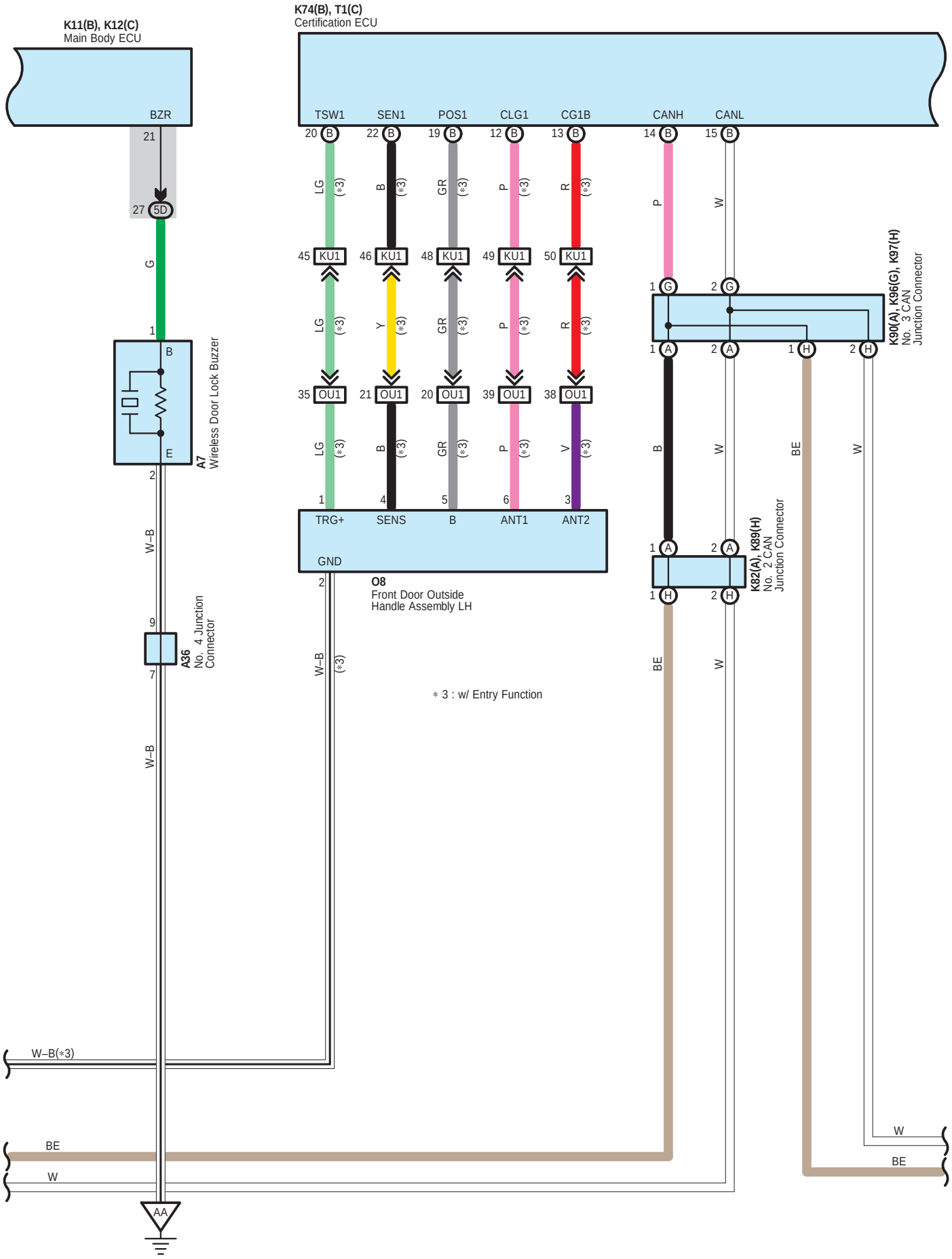
K11(B), K12(C)
Main Body ECU
BZR
21
27 5D
G
1
B
E
A7
Wireless Door Lock Buzzer
2
W–B
9
7
A36
No. 4 Junction Connector
W–B
W–B(∗3)
BE
W
AA
K74(B), T1(C)
Certification ECU
TSW1
SEN1
POS1
CLG1
CG1B
CANH
CANL
20 B
22 B
19 B
12 B
13 B
14 B
15 B
LG (∗3)
B (∗3)
GR (∗3)
P (∗3)
R (∗3)
P
W
45 KU1
46 KU1
48 KU1
49 KU1
50 KU1
LG (∗3)
Y (∗3)
GR (∗3)
P (∗3)
R (∗3)
35 OU1
21 OU1
20 OU1
39 OU1
38 OU1
LG (∗3)
B (∗3)
GR (∗3)
P (∗3)
V (∗3)
B
W
BE
W
1
4
5
6
3
TRG+
SENS
B
ANT1
ANT2
GND
2
O8
Front Door Outside Handle Assembly LH
W–B
(∗3)
BE
W
∗ 3 : w/ Entry Function
K90(A), K96(G), K97(H)
No. 3 CAN Junction Connector
1 G
2 G
1 A
2 A
1 H
2 H
K82(A), K89(H)
No. 2 CAN Junction Connector
1 A
2 A
1 H
2 H
W
BE

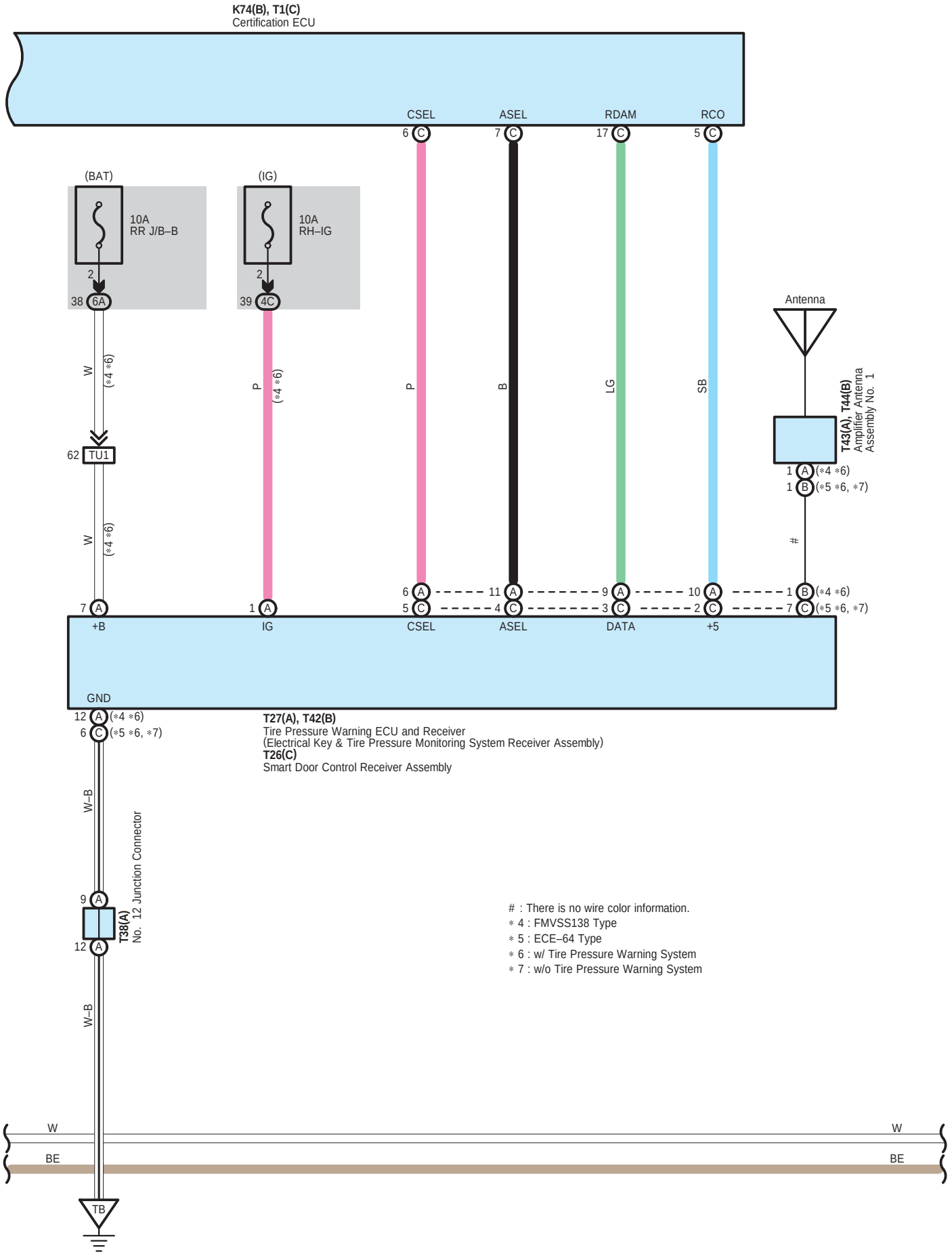
K74(B), T1(C)
Certification ECU
CSEL
ASEL
RDAM
RCO
6 C
7 C
17 C
5 C
(BAT)
10A
RR J/B–B
2
38 6A
(IG)
10A
RH–IG
2
39 4C
Antenna
W
(*4 *6)
P
(*4 *6)
P
B
LG
SB
T43(A), T44(B)
Amplifier Antenna
Assembly No. 1
62 TU1
1 A (*4 *6)
1 B (*5 *6, *7)
W
(*4 *6)
#
6 A
11 A
9 A
10 A
1 B (*4 *6)
7 A
1 A
5 C
4 C
3 C
2 C
7 C (*5 *6, *7)
+B
IG
CSEL
ASEL
DATA
+5
GND
12 A (*4 *6)
6 C (*5 *6, *7)
T27(A), T42(B)
Tire Pressure Warning ECU and Receiver
(Electrical Key & Tire Pressure Monitoring System Receiver Assembly)
T26(C)
Smart Door Control Receiver Assembly
W–B
9 A
T38(A)
No. 12 Junction Connector
12 A
W–B
: There is no wire color information.
* 4 : FMVSS138 Type
* 5 : ECE–64 Type
* 6 : w/ Tire Pressure Warning System
* 7 : w/o Tire Pressure Warning System
W
W
BE
BE
TB

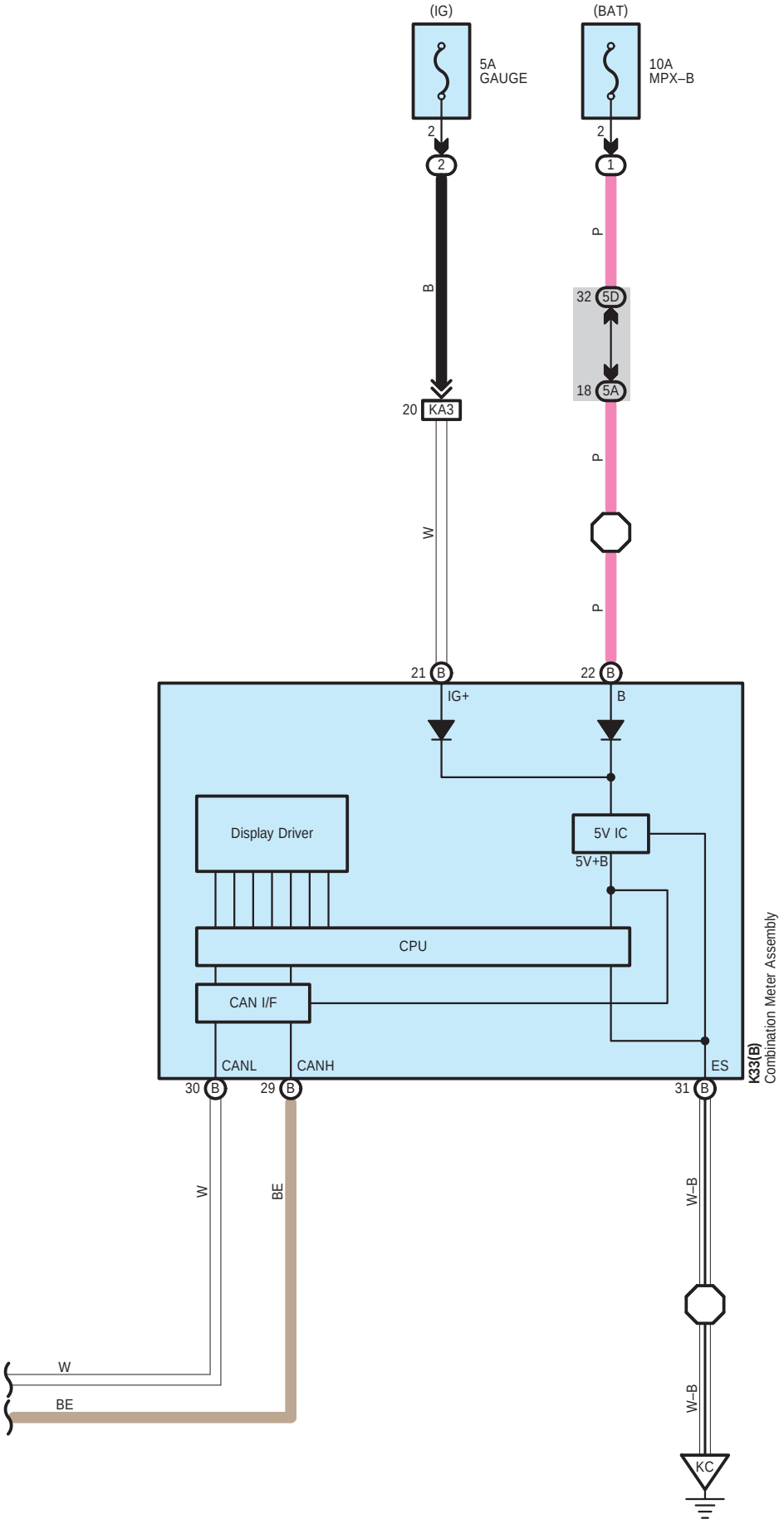
(IG)
(BAT)
5A
GAUGE
10A
MPX–B
2
2
2
1
B
P
32
5D
18
5A
20
KA3
P
W
P
21
B
22
B
IG+
B
Display Driver
5V IC
5V+B
CPU
CAN I/F
CANL
CANH
ES
K33(B)
Combination Meter Assembly
30
B
29
B
31
B
W
BE
W–B
W
BE
W–B
KC

A7
Gray

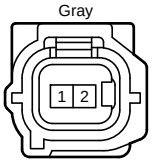

90980-12572

A36
Black

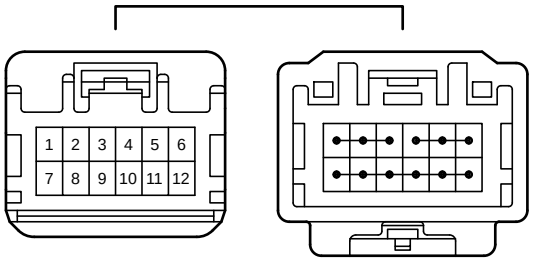

90980-12737

K11
White

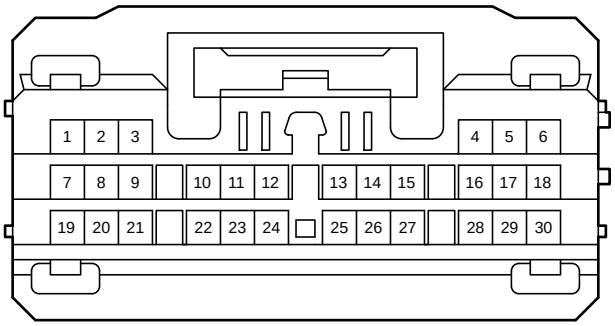

90980-12909

K12
White

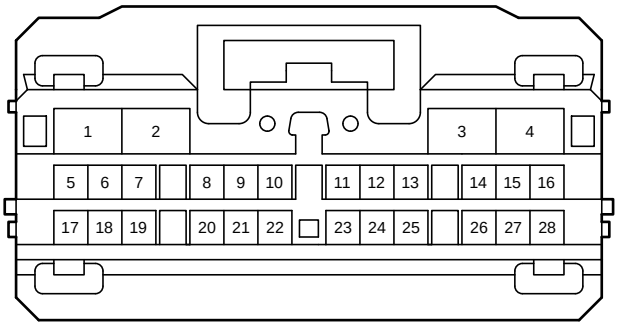

90980-12908

K33
Black

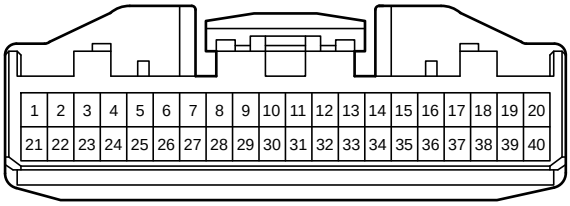

90980-12557

K74
White

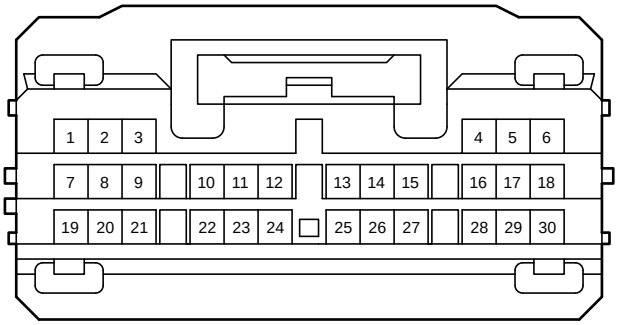

82824-52370

K82
White

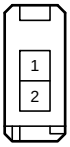

90980-12827

K89
White

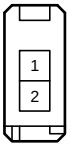

90980-12827

K90
White

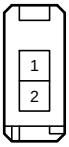

90980-12827

K96
White

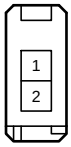

90980-12827

K97
White

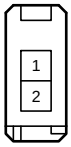

90980-12827

K105
Black

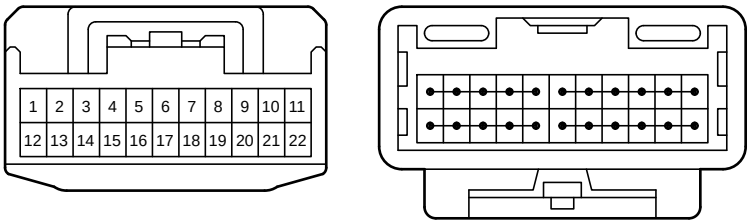

90980-12372

K109
Black

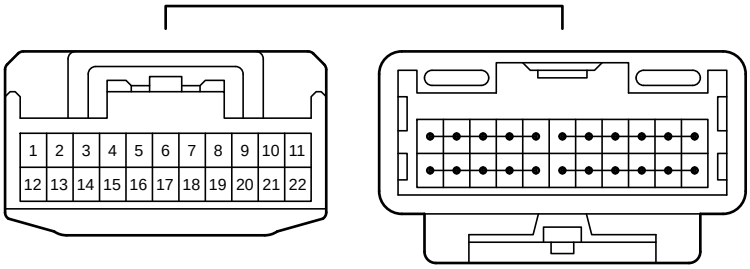

90980-12372

N2
White

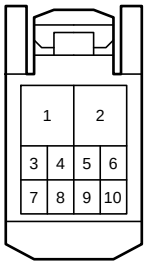

90980-12328

N3
White

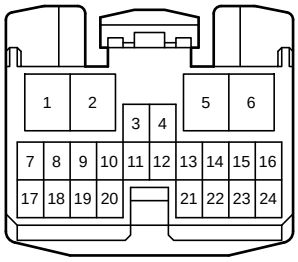

90980-12560

N24
White

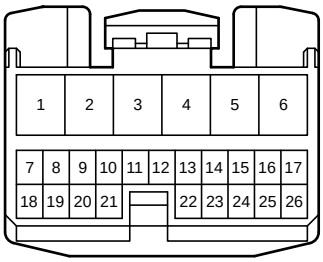

90980-12561

N29
White



90980-12552

O2
White

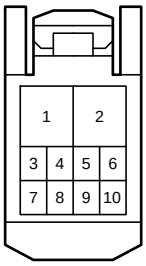

90980-12328

O3
White

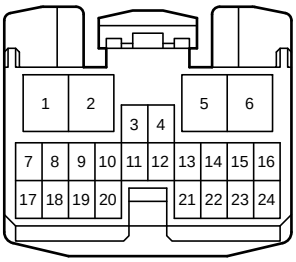

90980-12560

O4
White

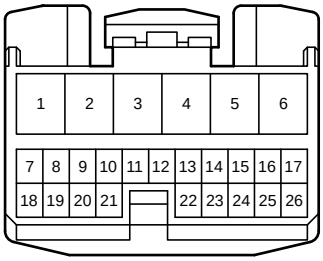

90980-12561

O7
White

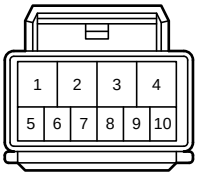

90980-12226

O8
Gray

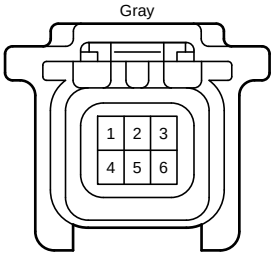

90980-12790

O10
White

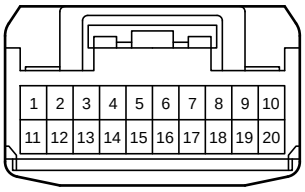

90980-12460

P1
White

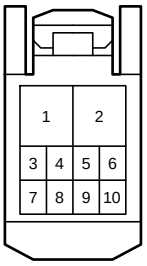

90980-12328

P6
White



90980-12552

Q1
White

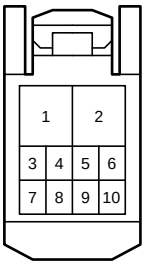

90980-12328

Q6
White



90980-12552

T1
White

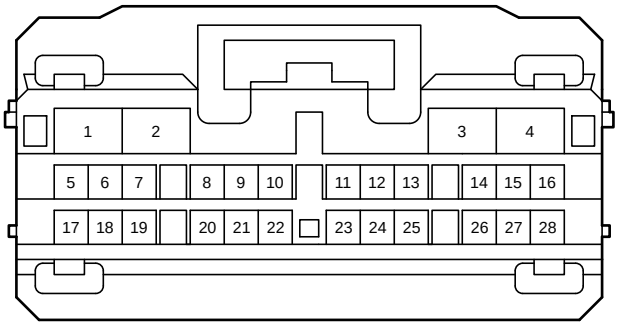

82824-52380

T4
Black

90980-10871

T26
White

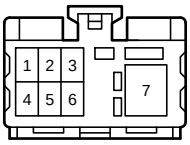

90980-50011

T27
White

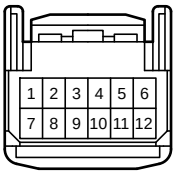

90980-12552

T38
Blue

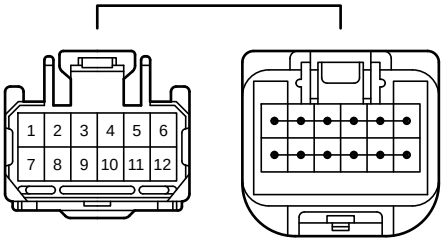

90980-11661

T42
Gray

90980-12043

T43
Gray

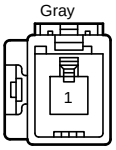

90980-12041

T44
Gray

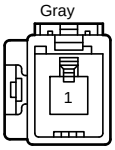

90980-12041

U5
Black

90980-10871

U55
Blue

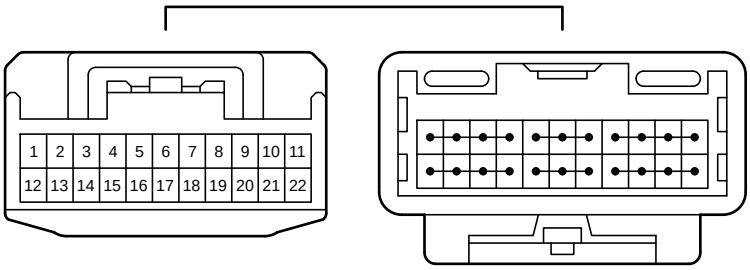

90980-12372

4A
White

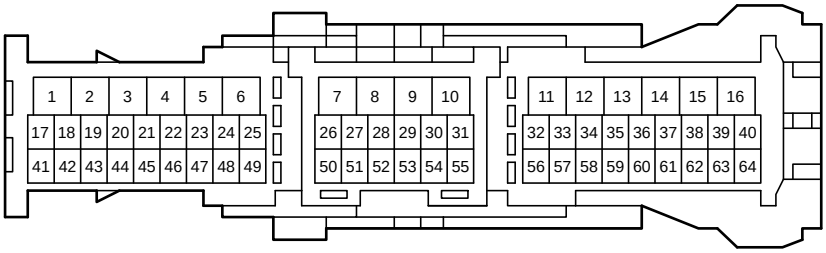

90980-12774

4C
White

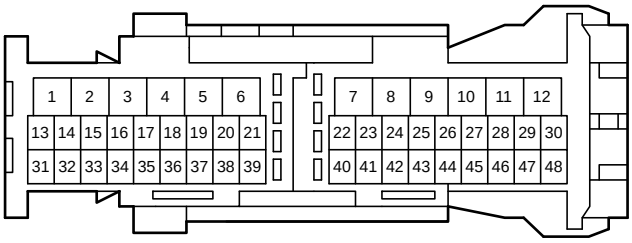

90980-12779

5A
White

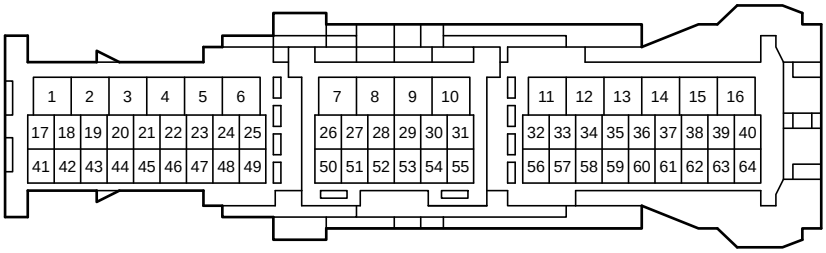

90980-12774

5B
White

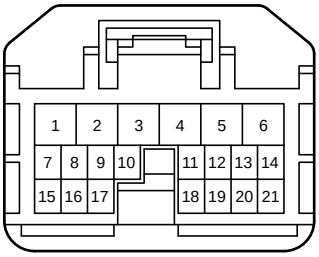

90980-12797

5C
White

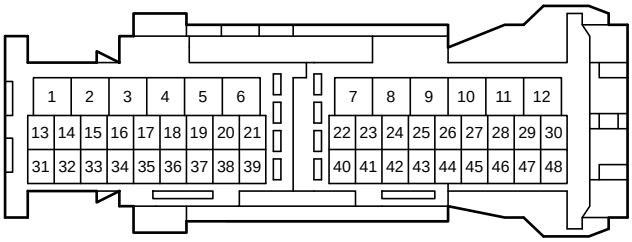

90980-12779

5D
White

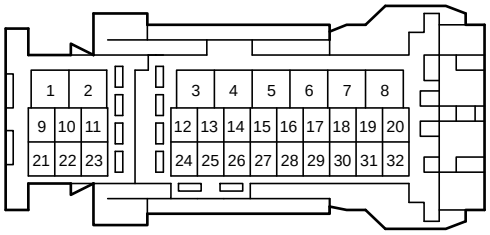

90980-12786

6A
White

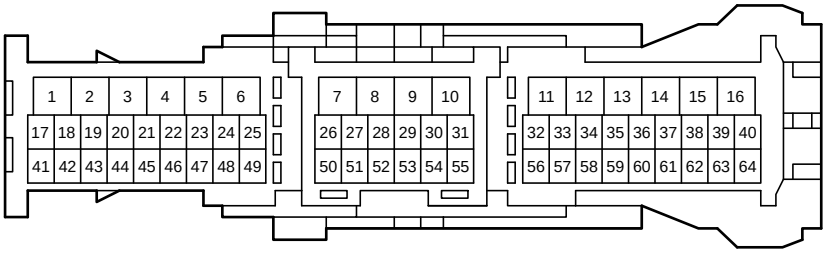

90980-12774

KA3
White

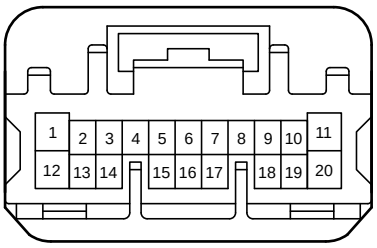

90980-12741

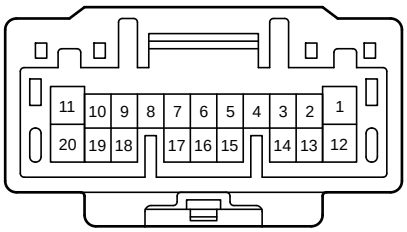

90980-12740

KT1
White

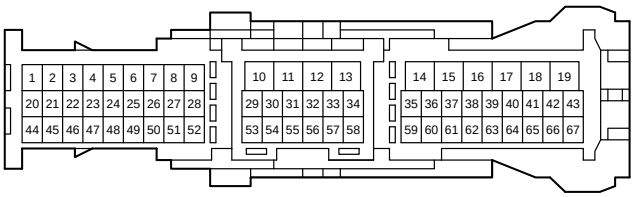

90980-12783

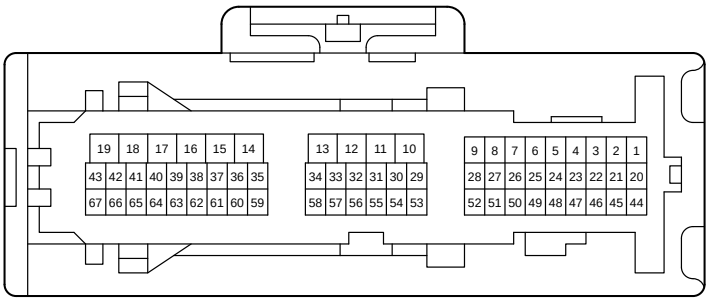

90980-12800

KU1
White

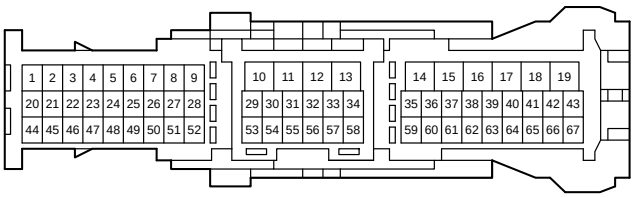

90980-12783

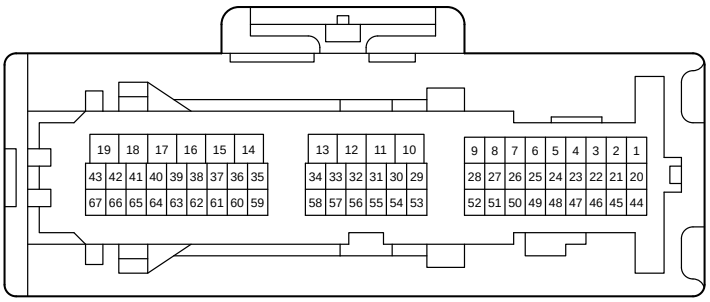

90980-12800

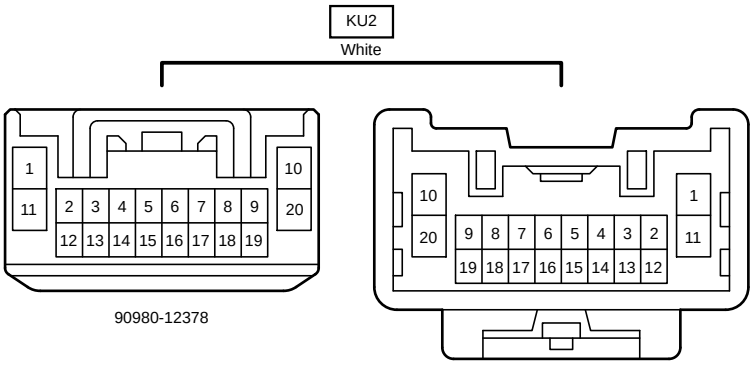

90980-12378

90980-12377

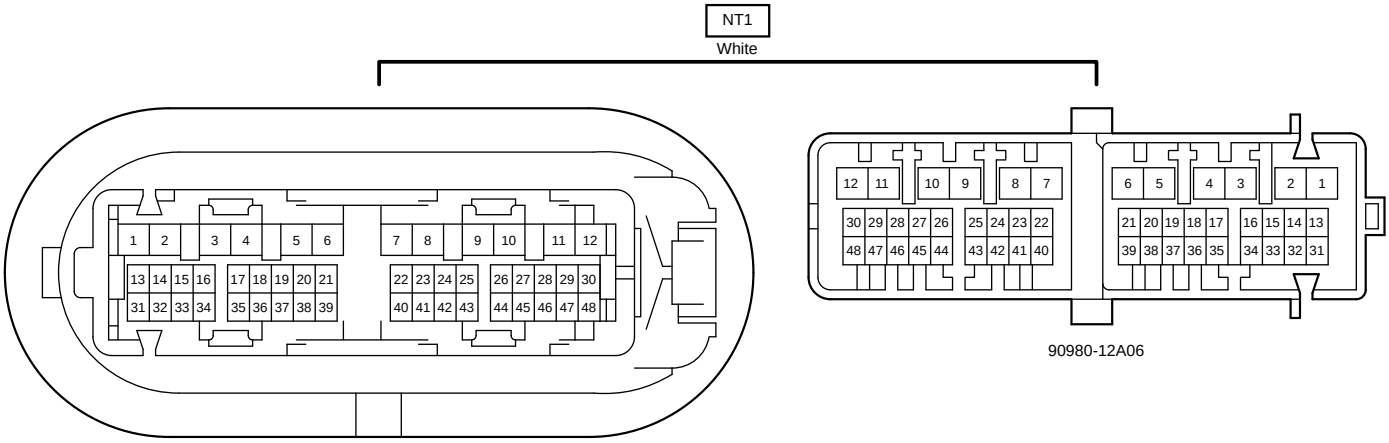

90980-12A06

90980-12A09

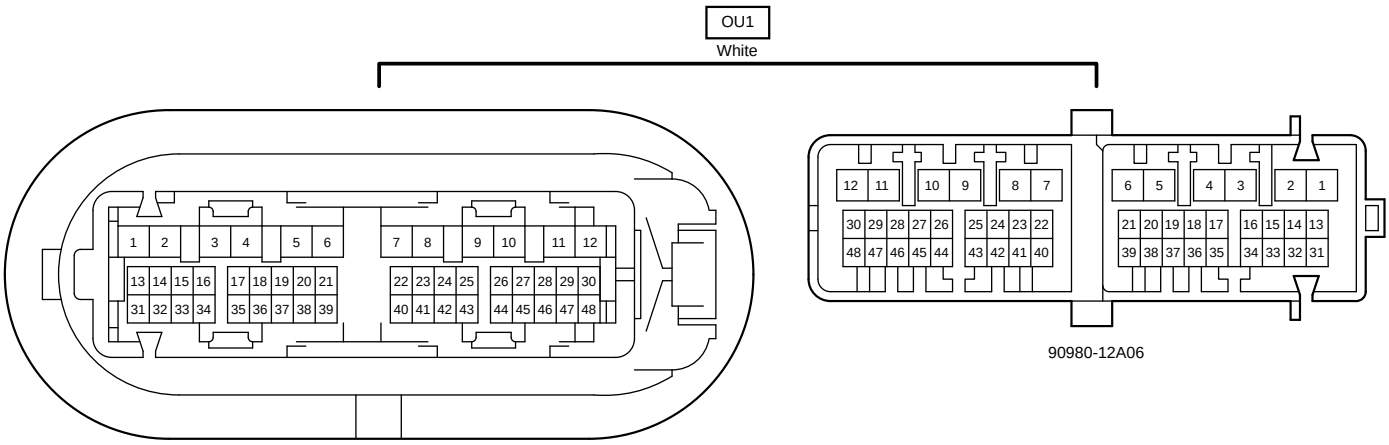

90980-12A06

90980-12A09

PT1
White

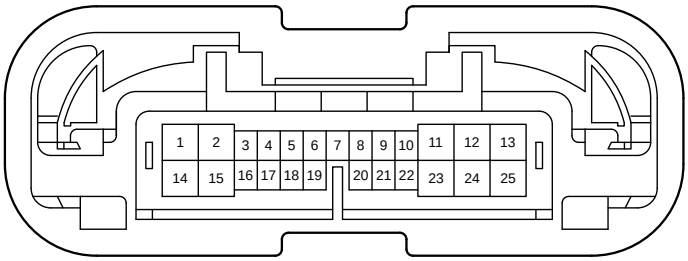

90980-12802

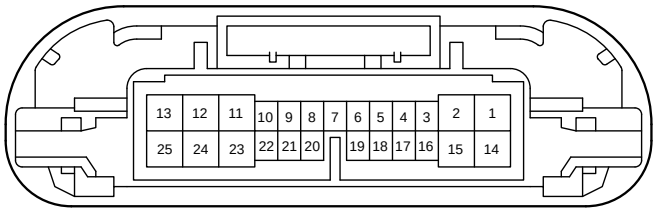

90980-12801

QU1
White

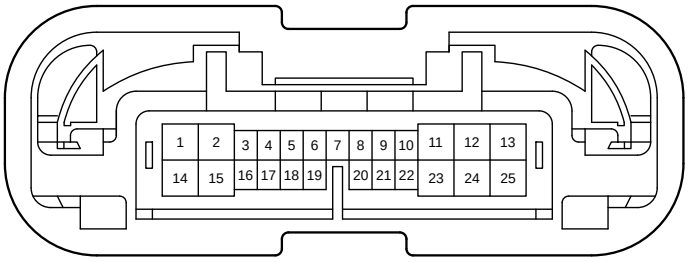

90980-12802

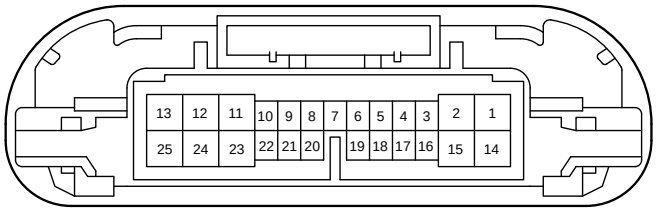

90980-12801

TU1
White

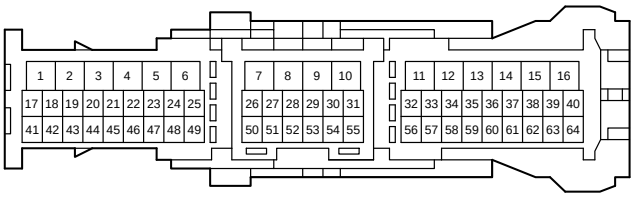

90980-12774

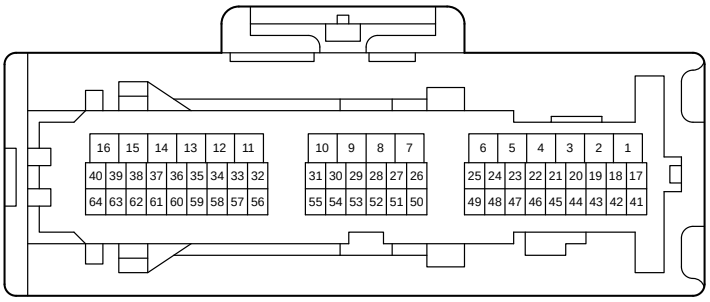

90980-12798