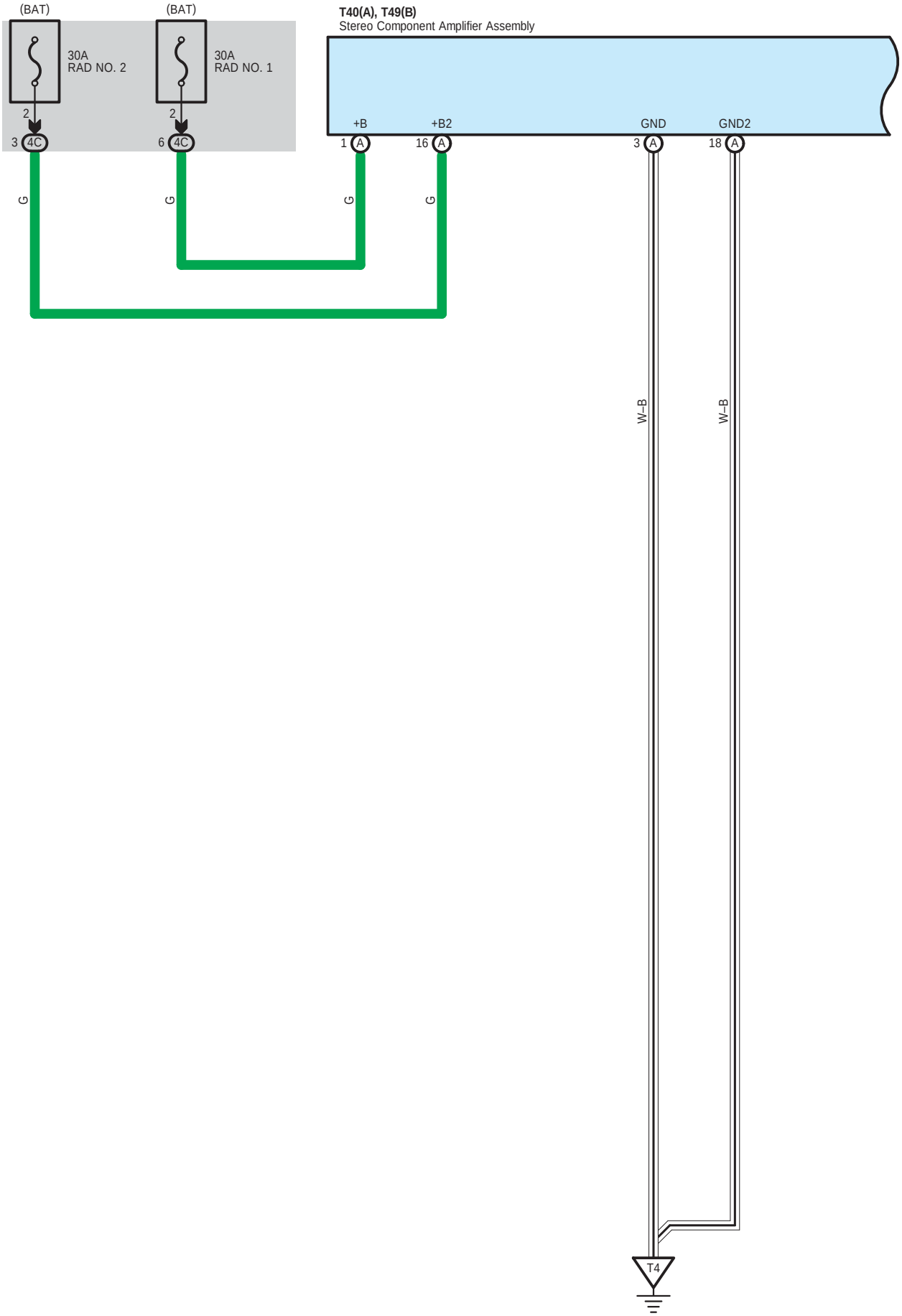
(BAT)
30A
RAD NO. 2
(BAT)
30A
RAD NO. 1
T40(A), T49(B)
Stereo Component Amplifier Assembly
2
3 4C
2
6 4C
+B
1 A
+B2
16 A
GND
3 A
GND2
18 A
G
G
G
G
W–B
W–B
T4

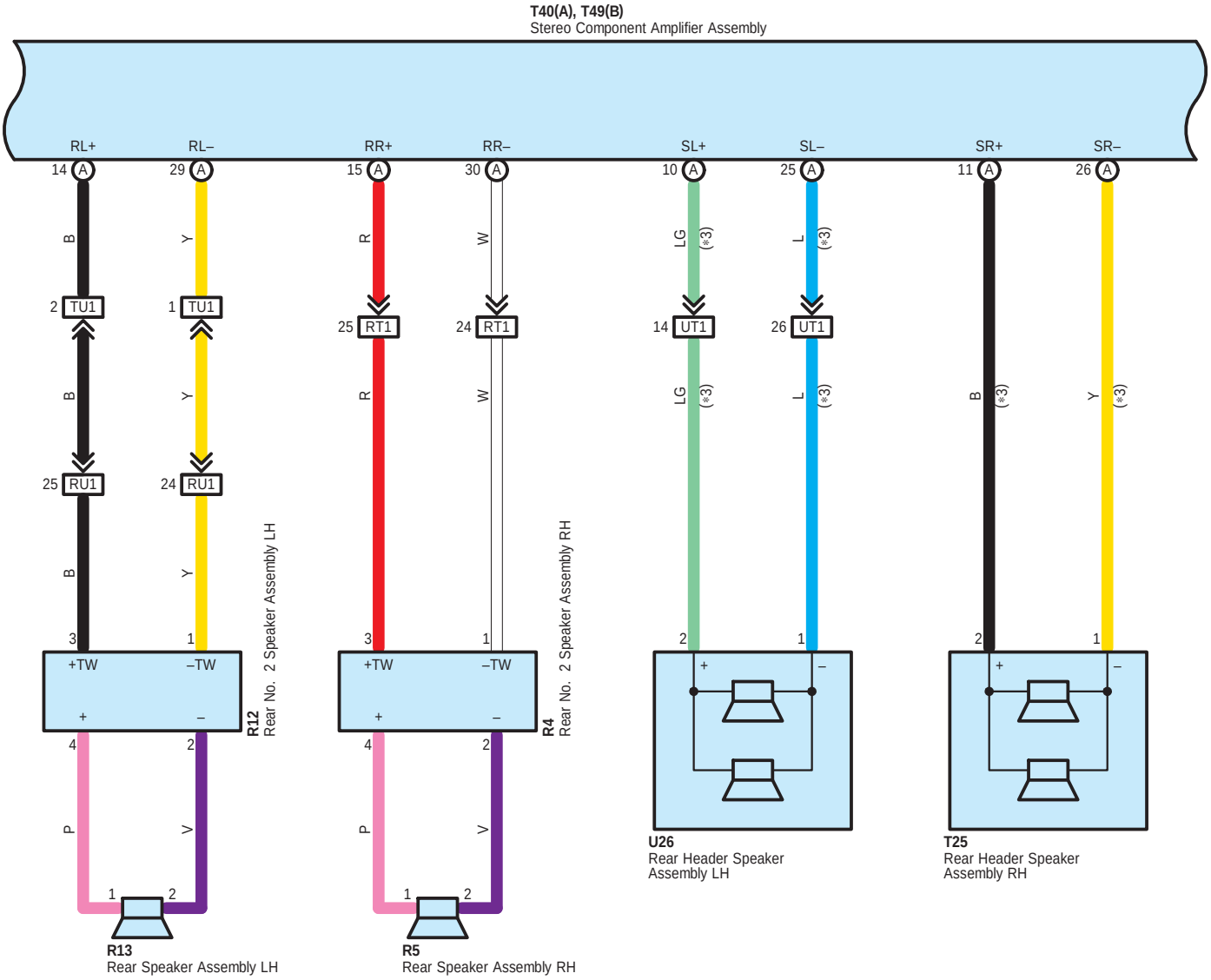
T40(A), T49(B)
Stereo Component Amplifier Assembly
RL+
RL–
RR+
RR–
SL+
SL–
SR+
SR–
14 A
29 A
15 A
30 A
10 A
25 A
11 A
26 A
B
Y
R
W
LG (*3)
L (*3)
B (*3)
Y (*3)
2 TU1
1 TU1
25 RT1
24 RT1
14 UT1
26 UT1
25 RU1
24 RU1
3
1
+TW
–TW
+
–
4
2
P
V
R12
Rear No. 2 Speaker Assembly LH
R4
Rear No. 2 Speaker Assembly RH
R13
Rear Speaker Assembly LH
R5
Rear Speaker Assembly RH
U26
Rear Header Speaker Assembly LH
T25
Rear Header Speaker Assembly RH

∗ 3 : 17 Speaker

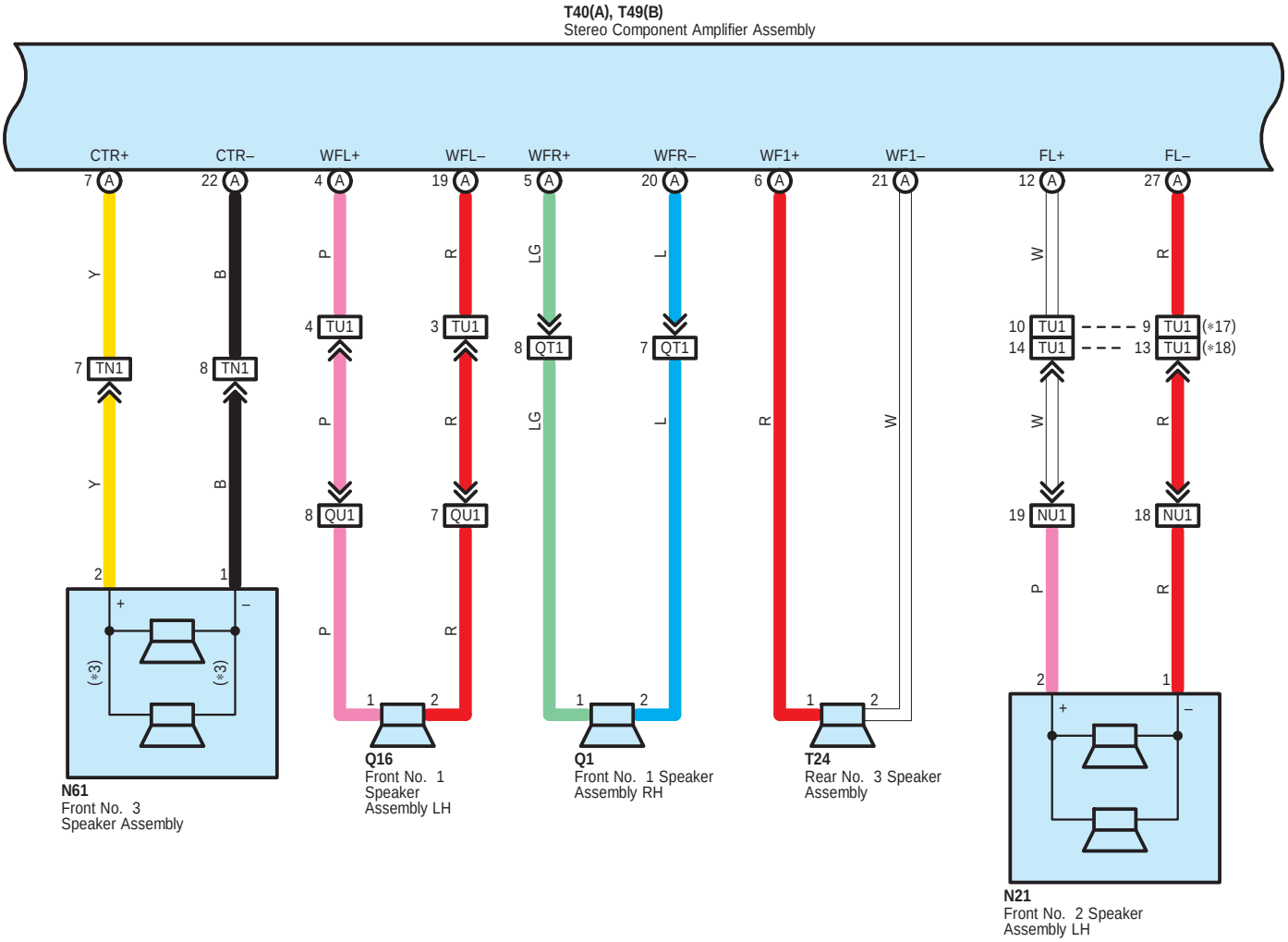
T40(A), T49(B)
Stereo Component Amplifier Assembly
CTR+
CTR–
WFL+
WFL–
WFR+
WFR–
WF1+
WF1–
FL+
FL–
7 A
22 A
4 A
19 A
5 A
20 A
6 A
21 A
12 A
27 A
Y
B
P
R
LG
L
W
R
4 TU1
3 TU1
8 QT1
7 QT1
10 TU1
14 TU1
9 TU1 (*17)
13 TU1 (*18)
7 TN1
8 TN1
8 QU1
7 QU1
19 NU1
18 NU1
2
1
(*3)
(*3)
N61
Front No. 3
Speaker Assembly
Q16
Front No. 1
Speaker
Assembly LH
Q1
Front No. 1 Speaker
Assembly RH
T24
Rear No. 3 Speaker
Assembly
N21
Front No. 2 Speaker
Assembly LH

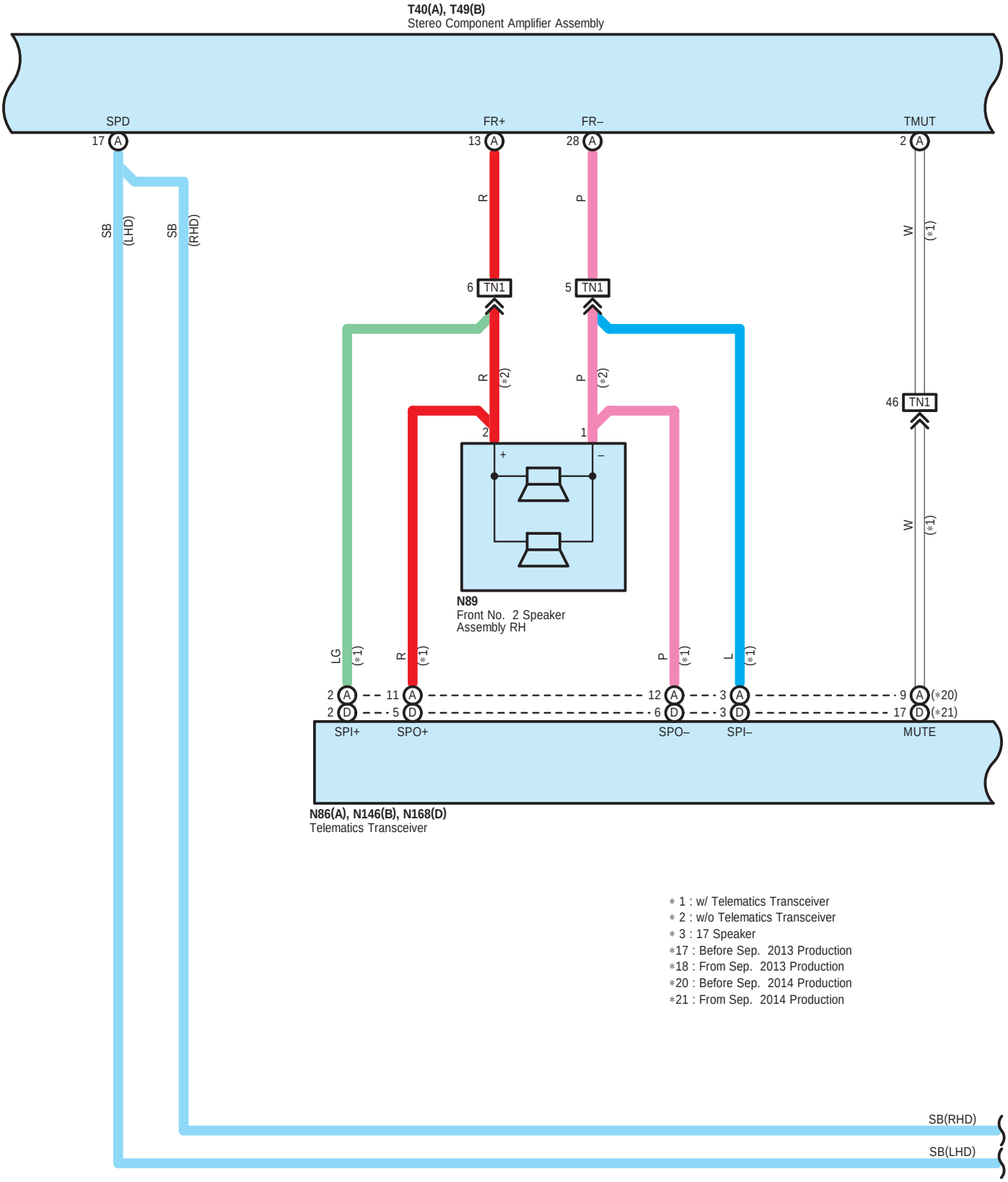

∗ 1 : w/ Telematics Transceiver
∗ 2 : w/o Telematics Transceiver
∗ 3 : 17 Speaker
∗17 : Before Sep. 2013 Production
∗18 : From Sep. 2013 Production
∗20 : Before Sep. 2014 Production
∗21 : From Sep. 2014 Production

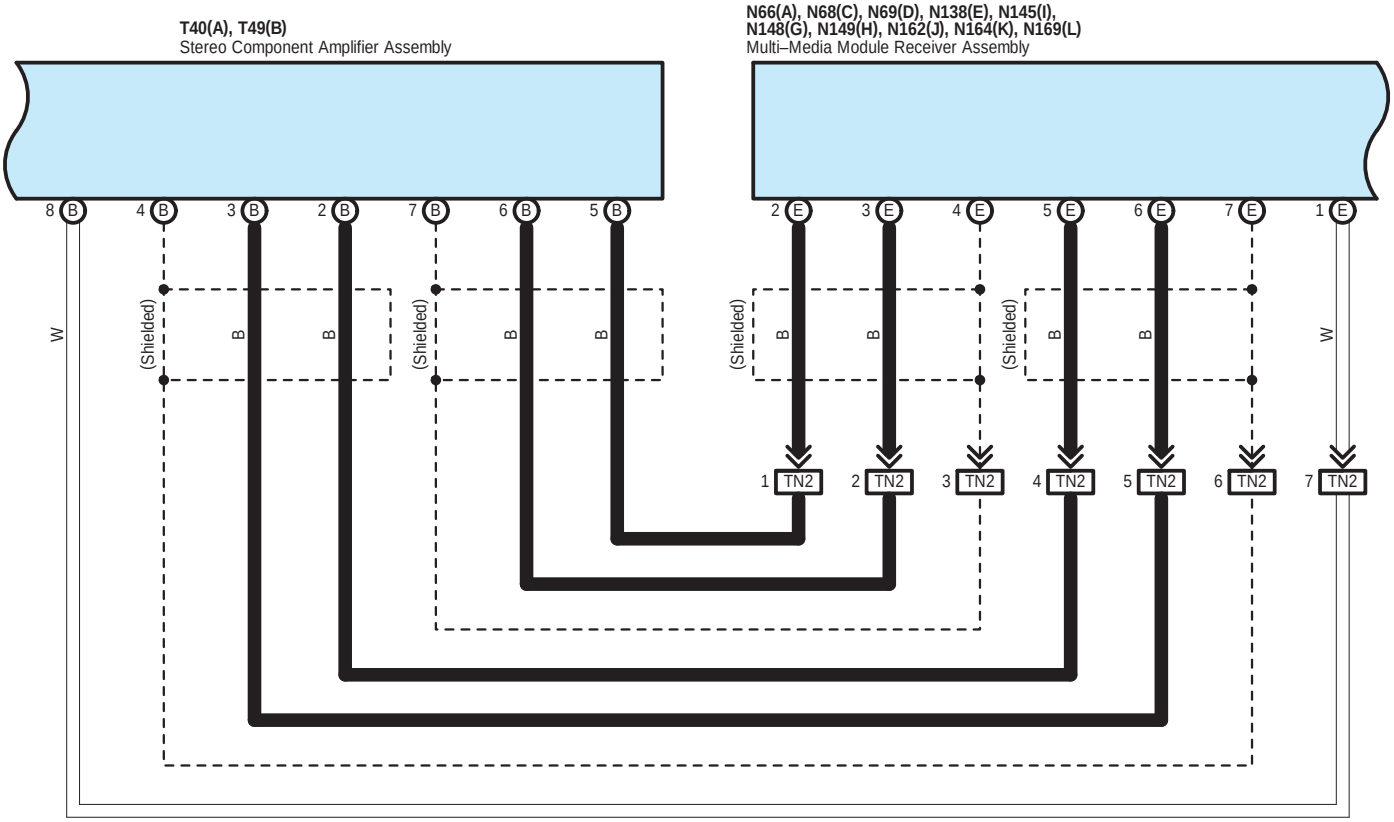
T40(A), T49(B)
Stereo Component Amplifier Assembly
N66(A), N68(C), N69(D), N138(E), N145(I), N148(G), N149(H), N162(J), N164(K), N169(L)
Multi–Media Module Receiver Assembly
8 B
4 B
3 B
2 B
7 B
6 B
5 B
2 E
3 E
4 E
5 E
6 E
7 E
1 E
W
(Shielded)
B
1 TN2
2 TN2
3 TN2
4 TN2
5 TN2
6 TN2
7 TN2

N86(A), N146(B), N168(D)
Telematics Transceiver

SB(RHD)
SB(RHD)
SB(LHD)
SB(LHD)

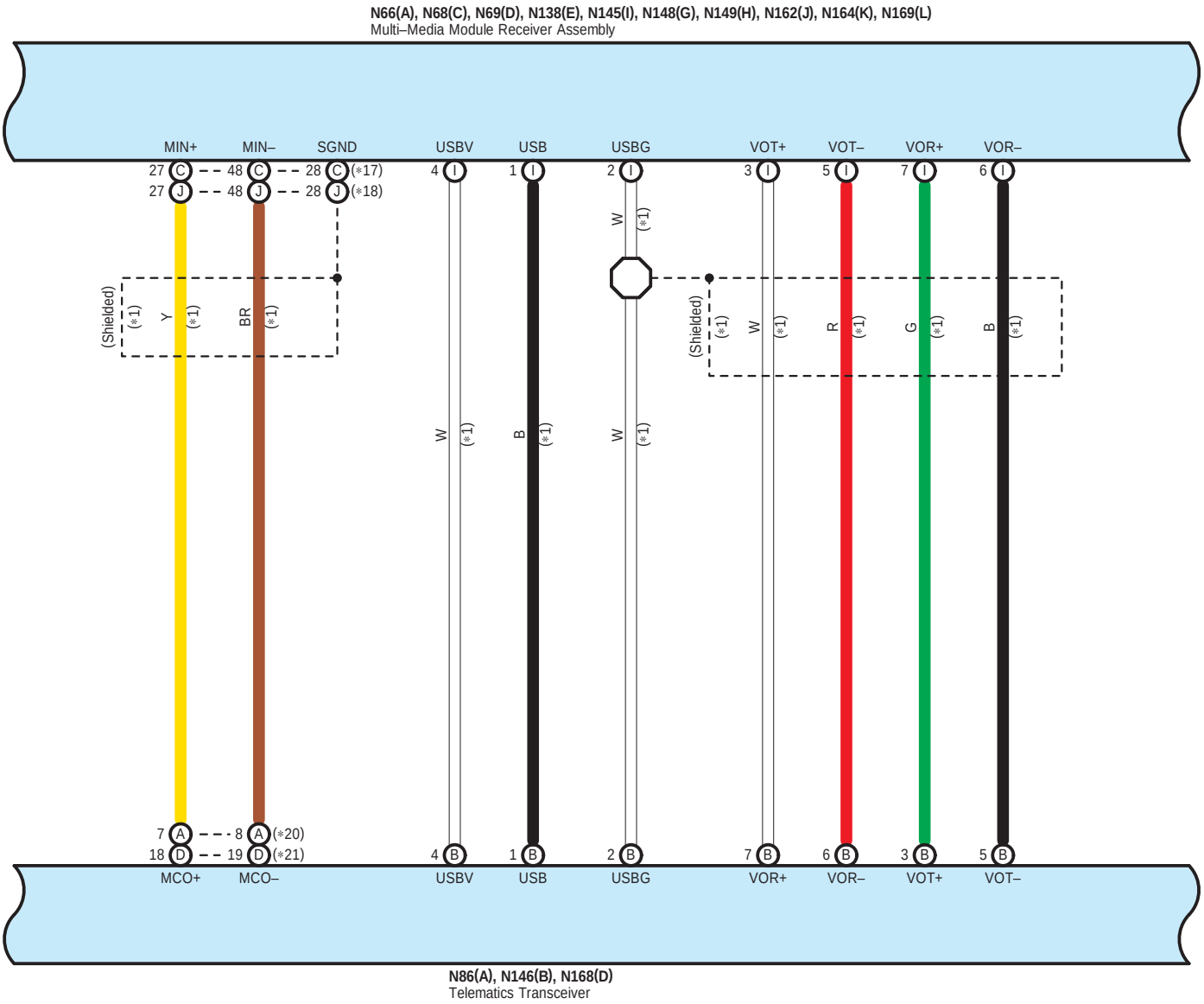

* 1 : w/ Telematics Transceiver
*17 : Before Sep. 2013 Production
*18 : From Sep. 2013 Production
*20 : Before Sep. 2014 Production
*21 : From Sep. 2014 Production

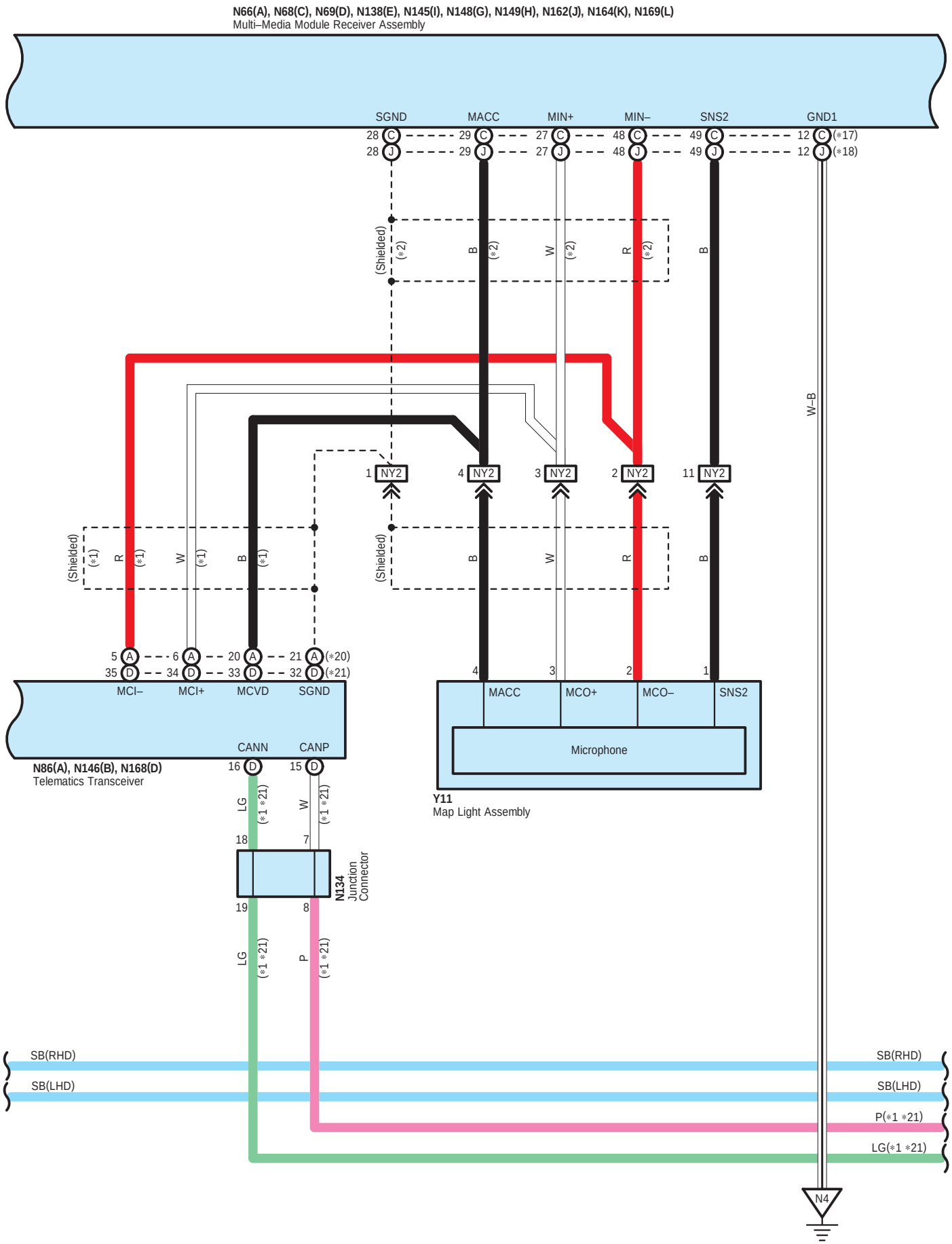
N66(A), N68(C), N69(D), N138(E), N145(I), N148(G), N149(H), N162(J), N164(K), N169(L)
Multi–Media Module Receiver Assembly
SGND
MACC
MIN+
MIN–
SNS2
GND1
28 C
28 J
29 C
29 J
27 C
27 J
48 C
48 J
49 C
49 J
12 C (*17)
12 J (*18)
(Shielded)
(*2)
B
W
R
W–B
1 NY2
4 NY2
3 NY2
2 NY2
11 NY2
(Shielded)
(*1)
5 A
6 A
20 A
21 A (*20)
35 D
34 D
33 D
32 D (*21)
MCI–
MCI+
MCVD
SGND
CANN
CANP
N86(A), N146(B), N168(D)
Telematics Transceiver
16 D
15 D
LG
W
(*1 *21)
18
7
19
8
N134
Junction
Connector
P
MACC
MCO+
MCO–
SNS2
Microphone
Y11
Map Light Assembly
SB(RHD)
SB(LHD)
P(*1 *21)
LG(*1 *21)
N4

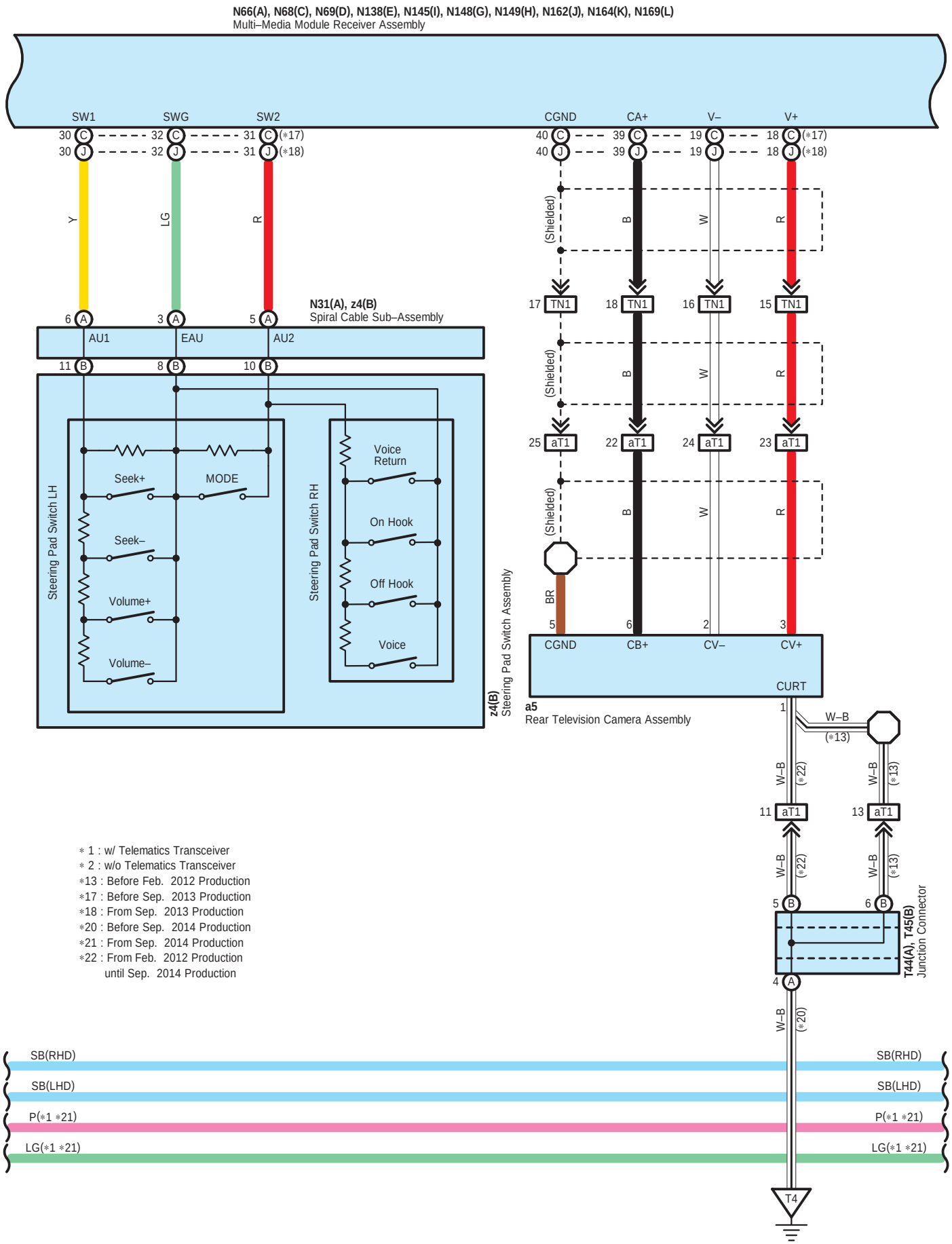
N66(A), N68(C), N69(D), N138(E), N145(I), N148(G), N149(H), N162(J), N164(K), N169(L)
Multi–Media Module Receiver Assembly
SW1
SWG
SW2
CGND
CA+
V–
V+
N31(A), z4(B)
Spiral Cable Sub–Assembly
AU1
EAU
AU2
Steering Pad Switch LH
Seek+
MODE
Seek–
Volume+
Volume–
Steering Pad Switch RH
Voice Return
On Hook
Off Hook
Voice
z4(B)
Steering Pad Switch Assembly
(Shielded)
TN1
aT1
CGND
CB+
CV–
CV+
CURT
a5
Rear Television Camera Assembly
W–B
(*13)
(*22)
T44(A), T45(B)
Junction Connector
(*20)
SB(RHD)
SB(LHD)
P(*1 *21)
LG(*1 *21)
T4
* 1 : w/ Telematics Transceiver
* 2 : w/o Telematics Transceiver
*13 : Before Feb. 2012 Production
*17 : Before Sep. 2013 Production
*18 : From Sep. 2013 Production
*20 : Before Sep. 2014 Production
*21 : From Sep. 2014 Production
*22 : From Feb. 2012 Production
until Sep. 2014 Production

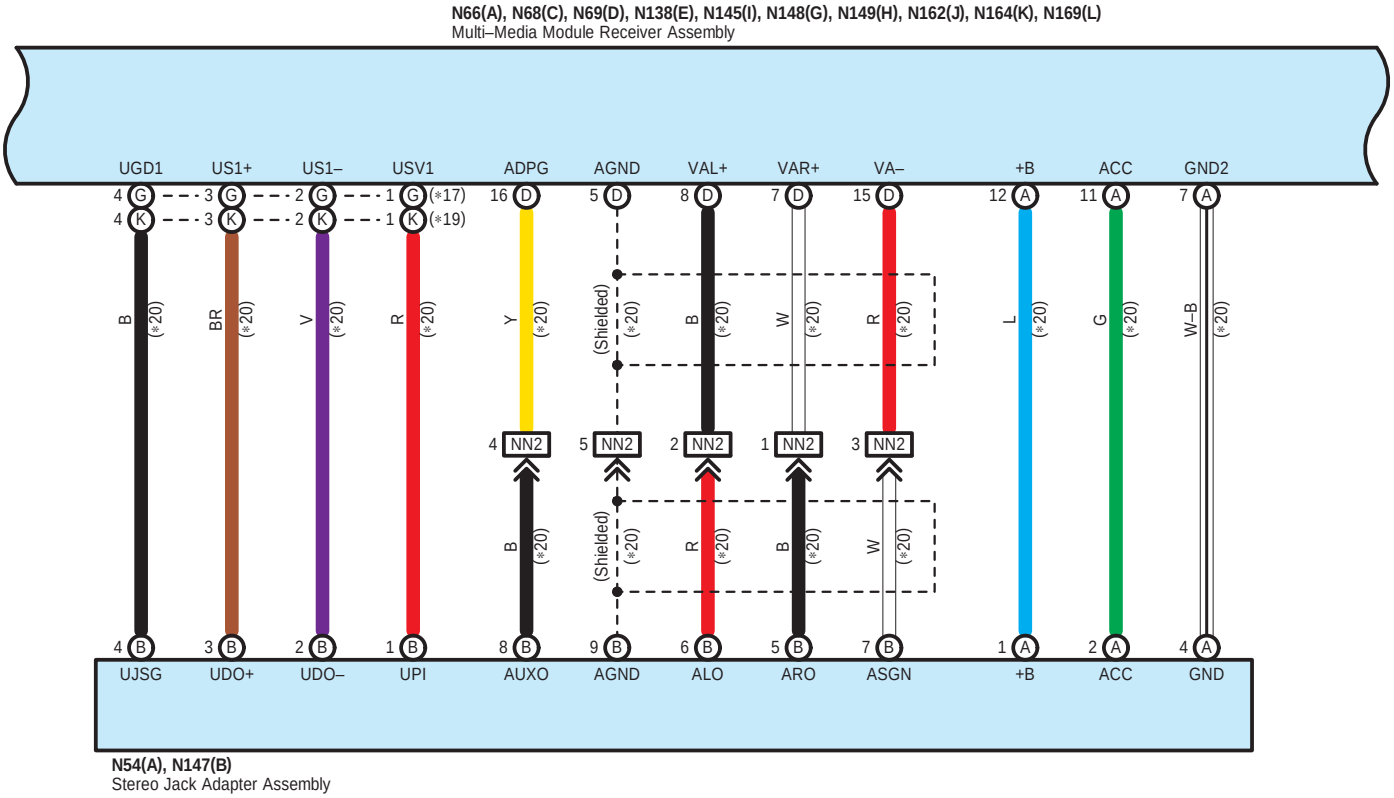
N66(A), N68(C), N69(D), N138(E), N145(I), N148(G), N149(H), N162(J), N164(K), N169(L)
Multi–Media Module Receiver Assembly
UGD1
US1+
US1–
USV1
ADPG
AGND
VAL+
VAR+
VA–
+B
ACC
GND2
(*17)
(*19)
(*20)
(Shielded)
NN2
UJSG
UDO+
UDO–
UPI
AUXO
AGND
ALO
ARO
ASGN
+B
ACC
GND
N54(A), N147(B)
Stereo Jack Adapter Assembly

SB(RHD)
SB(LHD)
P(*1 *21)
LG(*1 *21)

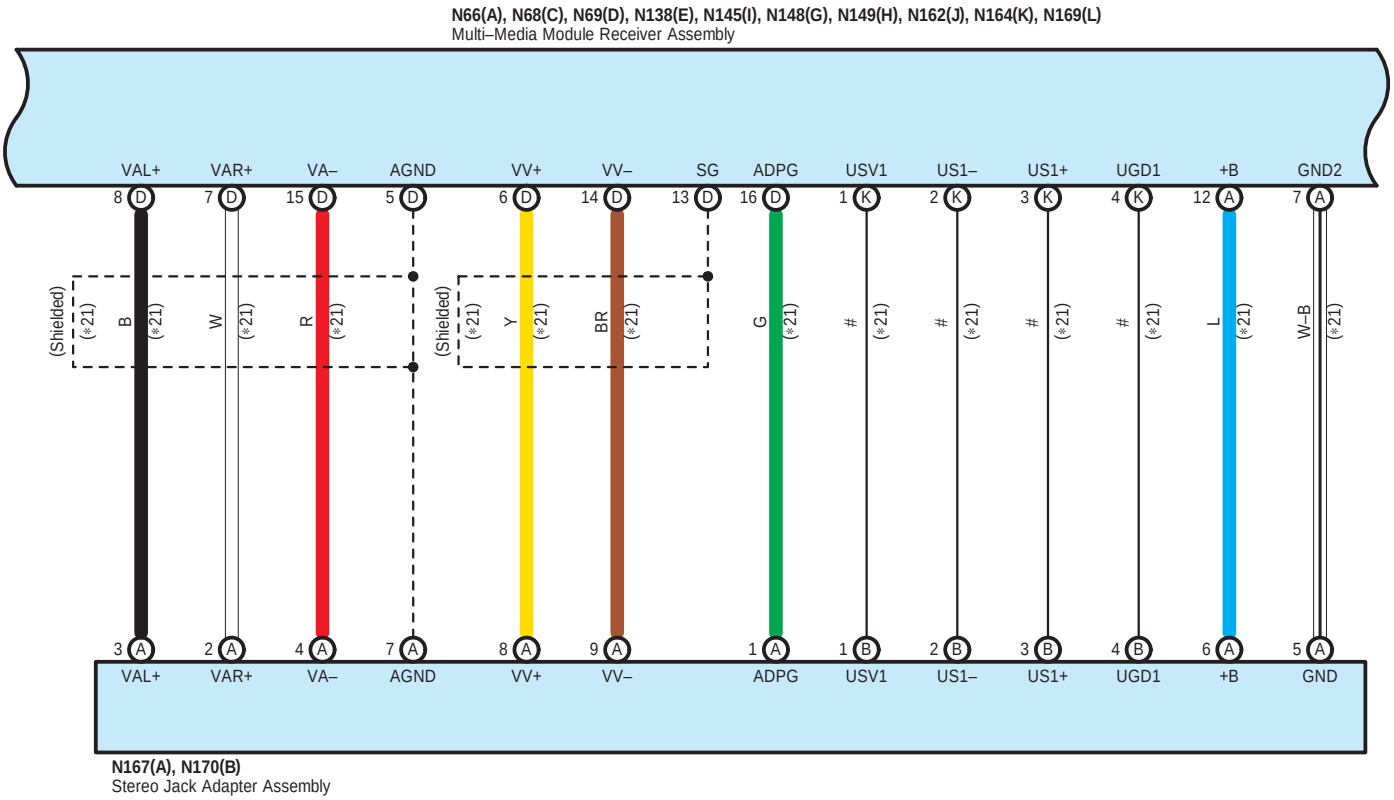

: There is no wire color information.

∗1 : w/ Telematics Transceiver
∗17 : Before Sep. 2013 Production
∗19 : From Sep. 2013 Production
until Sep. 2014 Production
∗20 : Before Sep. 2014 Production
∗21 : From Sep. 2014 Production

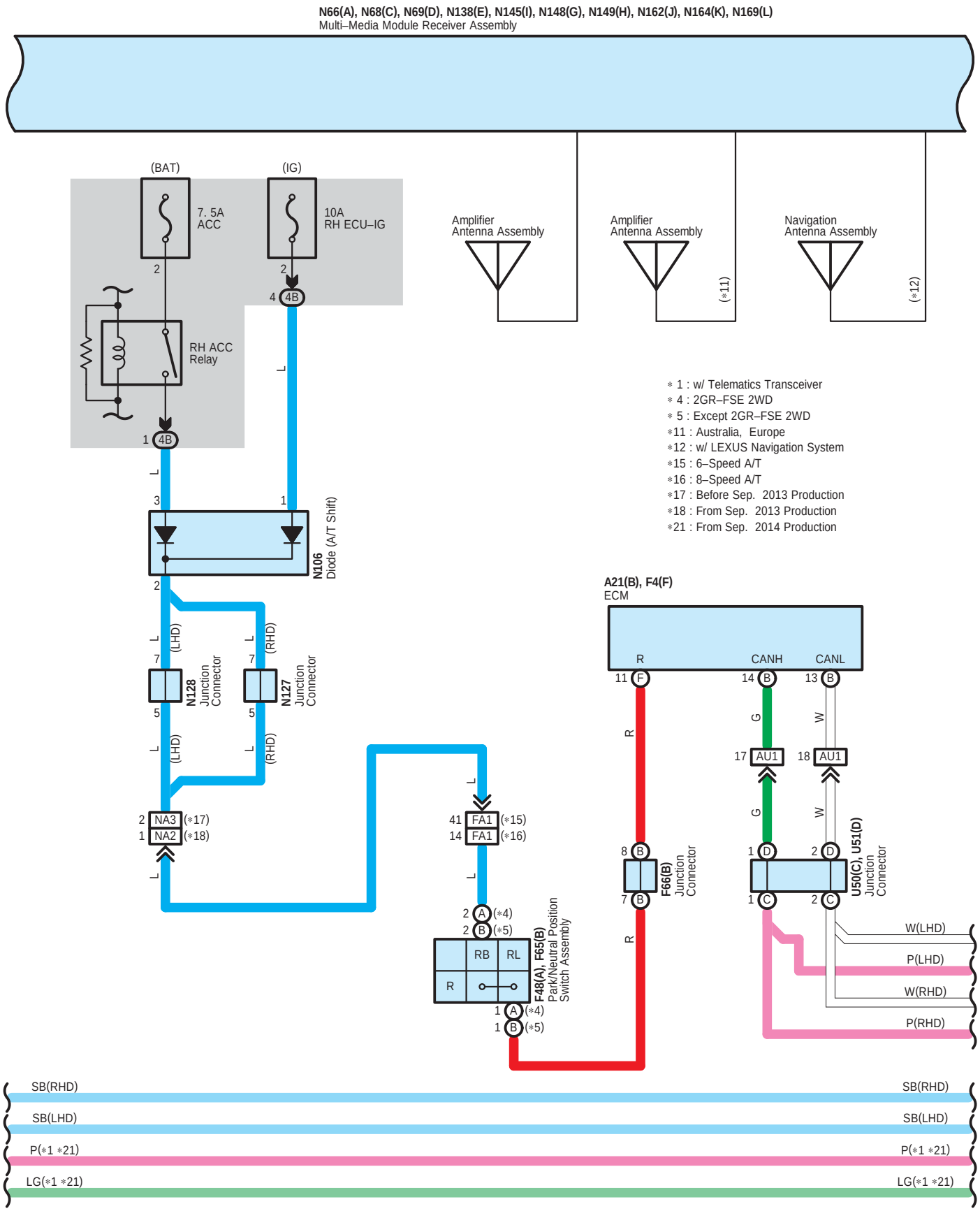
N66(A), N68(C), N69(D), N138(E), N145(I), N148(G), N149(H), N162(J), N164(K), N169(L)
Multi–Media Module Receiver Assembly
(BAT)
(IG)
7. 5A
ACC
10A
RH ECU–IG
RH ACC
Relay
Amplifier
Antenna Assembly
Amplifier
Antenna Assembly
(*11)
Navigation
Antenna Assembly
(*12)
* 1 : w/ Telematics Transceiver
* 4 : 2GR–FSE 2WD
* 5 : Except 2GR–FSE 2WD
*11 : Australia, Europe
*12 : w/ LEXUS Navigation System
*15 : 6–Speed A/T
*16 : 8–Speed A/T
*17 : Before Sep. 2013 Production
*18 : From Sep. 2013 Production
*21 : From Sep. 2014 Production
N106
Diode (A/T Shift)
N128
Junction
Connector
N127
Junction
Connector
(LHD)
(RHD)
NA3
NA2
FA1
FA1
(*17)
(*18)
(*15)
(*16)
A21(B), F4(F)
ECM
R
CANH
CANL
AU1
AU1
F66(B)
Junction
Connector
U50(C), U51(D)
Junction
Connector
F48(A), F65(B)
Park/Neutral Position
Switch Assembly
RB
RL
W(LHD)
P(LHD)
W(RHD)
P(RHD)
SB(RHD)
SB(LHD)
P(*1 *21)
LG(*1 *21)

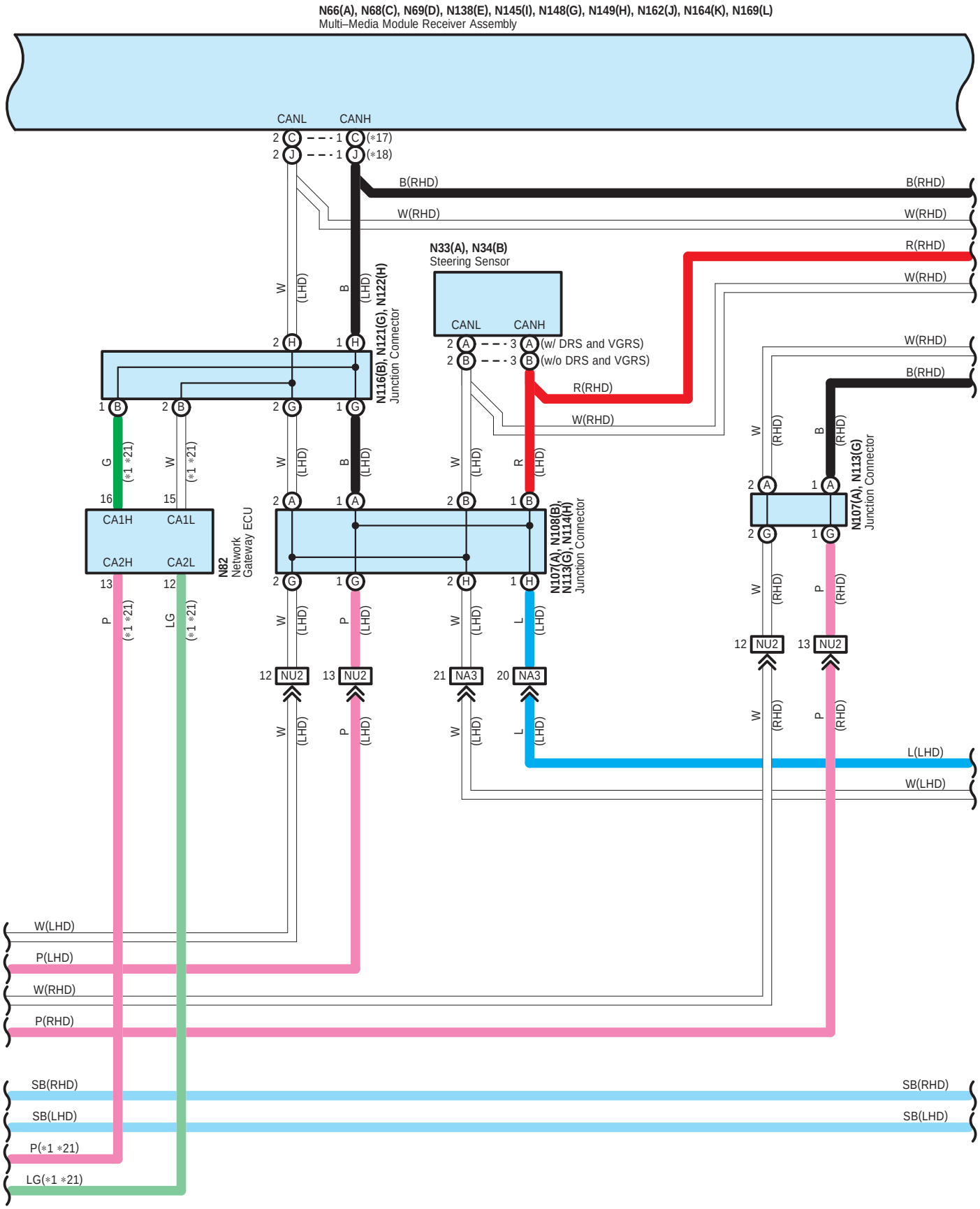
N66(A), N68(C), N69(D), N138(E), N145(I), N148(G), N149(H), N162(J), N164(K), N169(L)
Multi–Media Module Receiver Assembly
CANL
CANH
(*17)
(*18)
B(RHD)
W(RHD)
R(RHD)
N33(A), N34(B)
Steering Sensor
(w/ DRS and VGRS)
(w/o DRS and VGRS)
N116(B), N121(G), N122(H)
Junction Connector
N107(A), N113(G)
Junction Connector
N107(A), N108(B), N113(G), N114(H)
Junction Connector
N82
Network Gateway ECU
CA1H
CA1L
CA2H
CA2L
NU2
NA3
L(LHD)
W(LHD)
P(LHD)
P(RHD)
SB(RHD)
SB(LHD)
P(*1 *21)
LG(*1 *21)

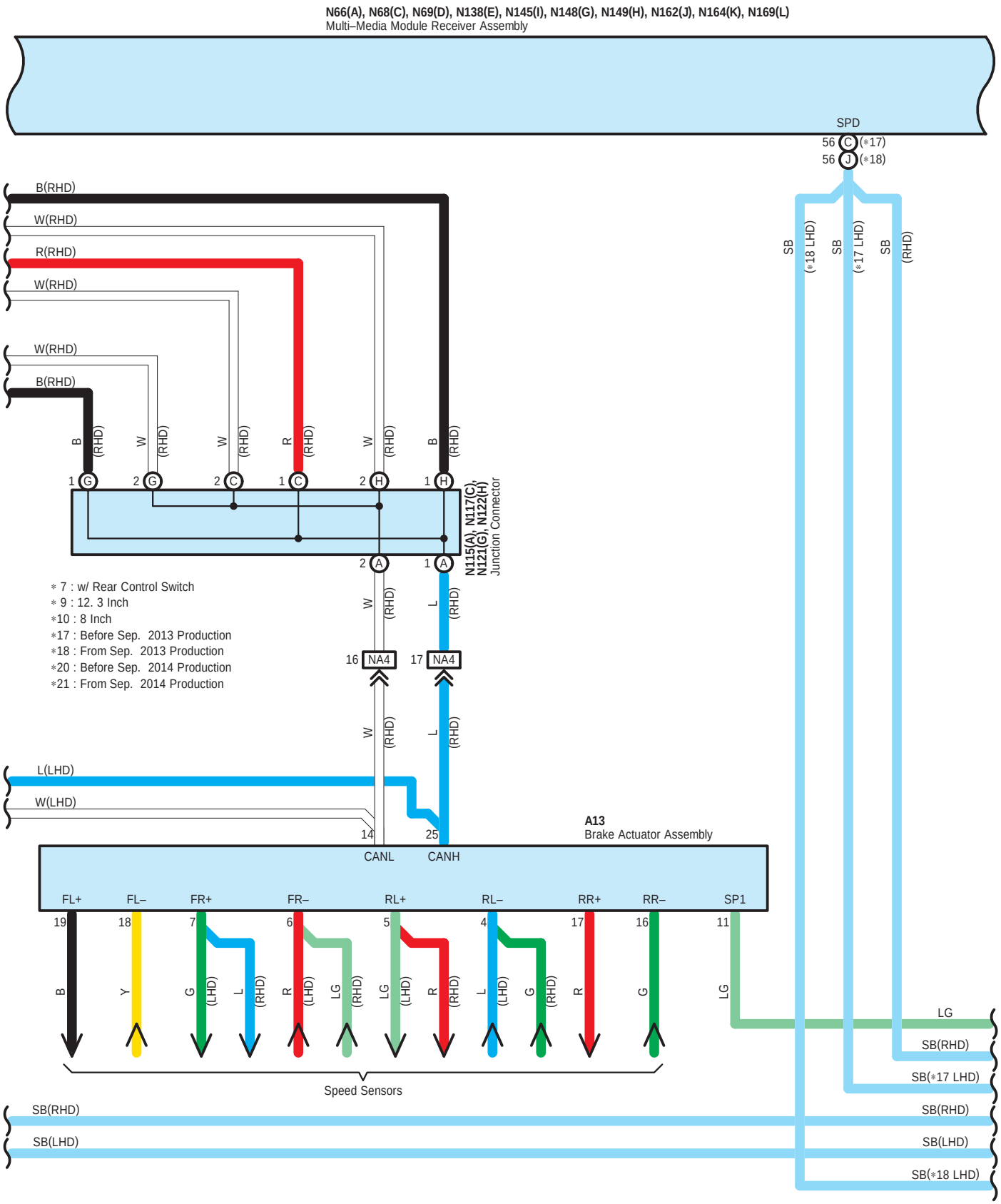
N66(A), N68(C), N69(D), N138(E), N145(I), N148(G), N149(H), N162(J), N164(K), N169(L)
Multi–Media Module Receiver Assembly
SPD
56 C (∗17)
56 J (∗18)
B(RHD)
W(RHD)
R(RHD)
W(RHD)
W(RHD)
B(RHD)
N115(A), N117(C), N121(G), N122(H)
Junction Connector
∗ 7 : w/ Rear Control Switch
∗ 9 : 12. 3 Inch
∗10 : 8 Inch
∗17 : Before Sep. 2013 Production
∗18 : From Sep. 2013 Production
∗20 : Before Sep. 2014 Production
∗21 : From Sep. 2014 Production
NA4
L(LHD)
W(LHD)
A13
Brake Actuator Assembly
CANL
CANH
FL+
FL–
FR+
FR–
RL+
RL–
RR+
RR–
SP1
Speed Sensors
SB(RHD)
SB(LHD)
SB(∗17 LHD)
SB(∗18 LHD)

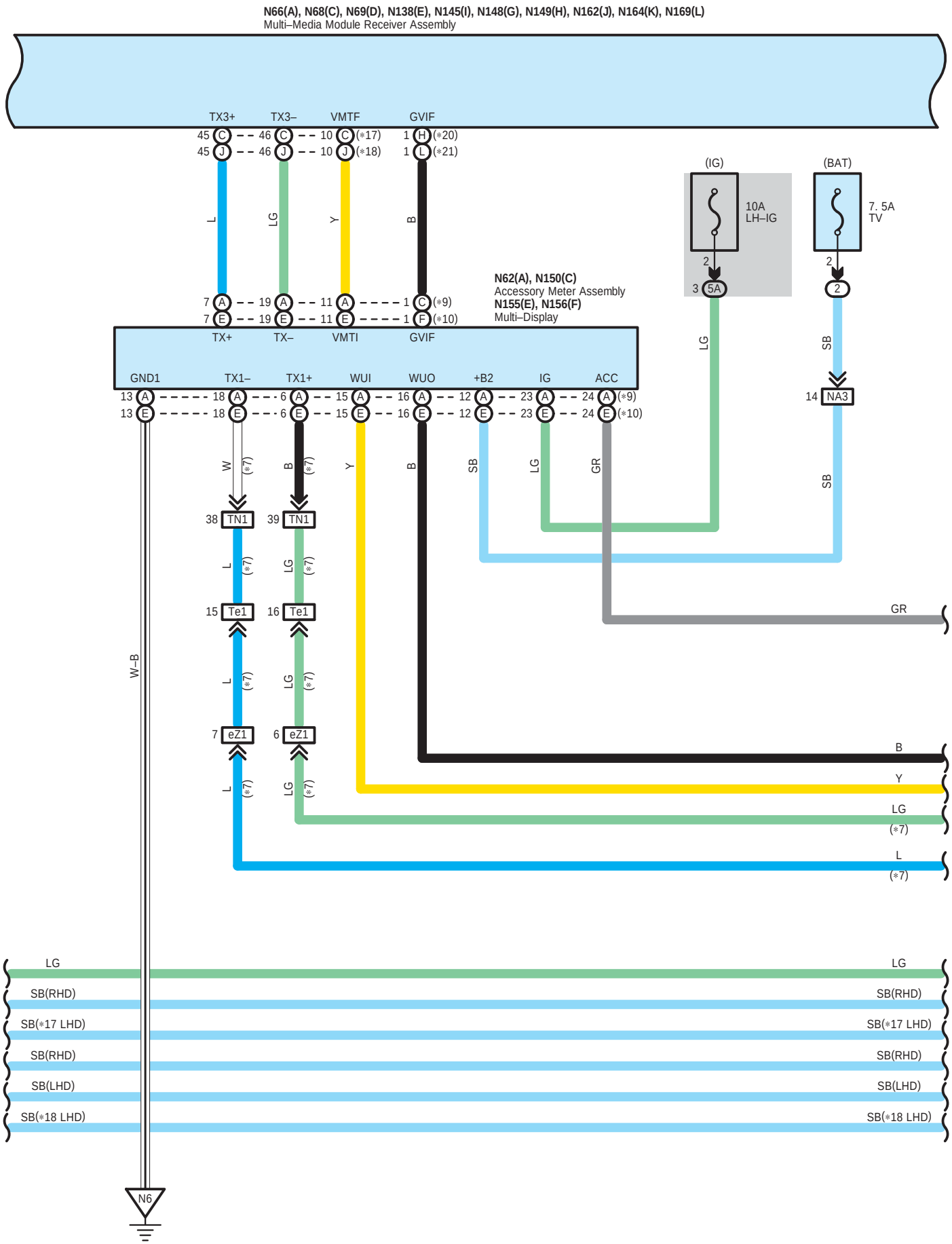
N66(A), N68(C), N69(D), N138(E), N145(I), N148(G), N149(H), N162(J), N164(K), N169(L)
Multi–Media Module Receiver Assembly
TX3+
TX3–
VMTF
GVIF
45 C
46 C
10 C (*17)
1 H (*20)
45 J
46 J
10 J (*18)
1 L (*21)
L
LG
Y
B
(IG)
(BAT)
10A
LH–IG
7. 5A
TV
2
3 5A
2
2
N62(A), N150(C)
Accessory Meter Assembly
N155(E), N156(F)
Multi–Display
7 A
19 A
11 A
1 C (*9)
7 E
19 E
11 E
1 F (*10)
TX+
TX–
VMTI
GVIF
LG
SB
GND1
TX1–
TX1+
WUI
WUO
+B2
IG
ACC
13 A
18 A
6 A
15 A
16 A
12 A
23 A
24 A (*9)
13 E
18 E
6 E
15 E
16 E
12 E
23 E
24 E (*10)
14 NA3
W
(*7)
B
(*7)
Y
B
SB
LG
GR
SB
38 TN1
39 TN1
L
(*7)
LG
(*7)
15 Te1
16 Te1
GR
W–B
L
(*7)
LG
(*7)
7 eZ1
6 eZ1
B
L
(*7)
LG
(*7)
Y
LG
(*7)
L
(*7)
LG
SB(RHD)
SB(*17 LHD)
SB(RHD)
SB(LHD)
SB(*18 LHD)
LG
SB(RHD)
SB(*17 LHD)
SB(RHD)
SB(LHD)
SB(*18 LHD)
N6

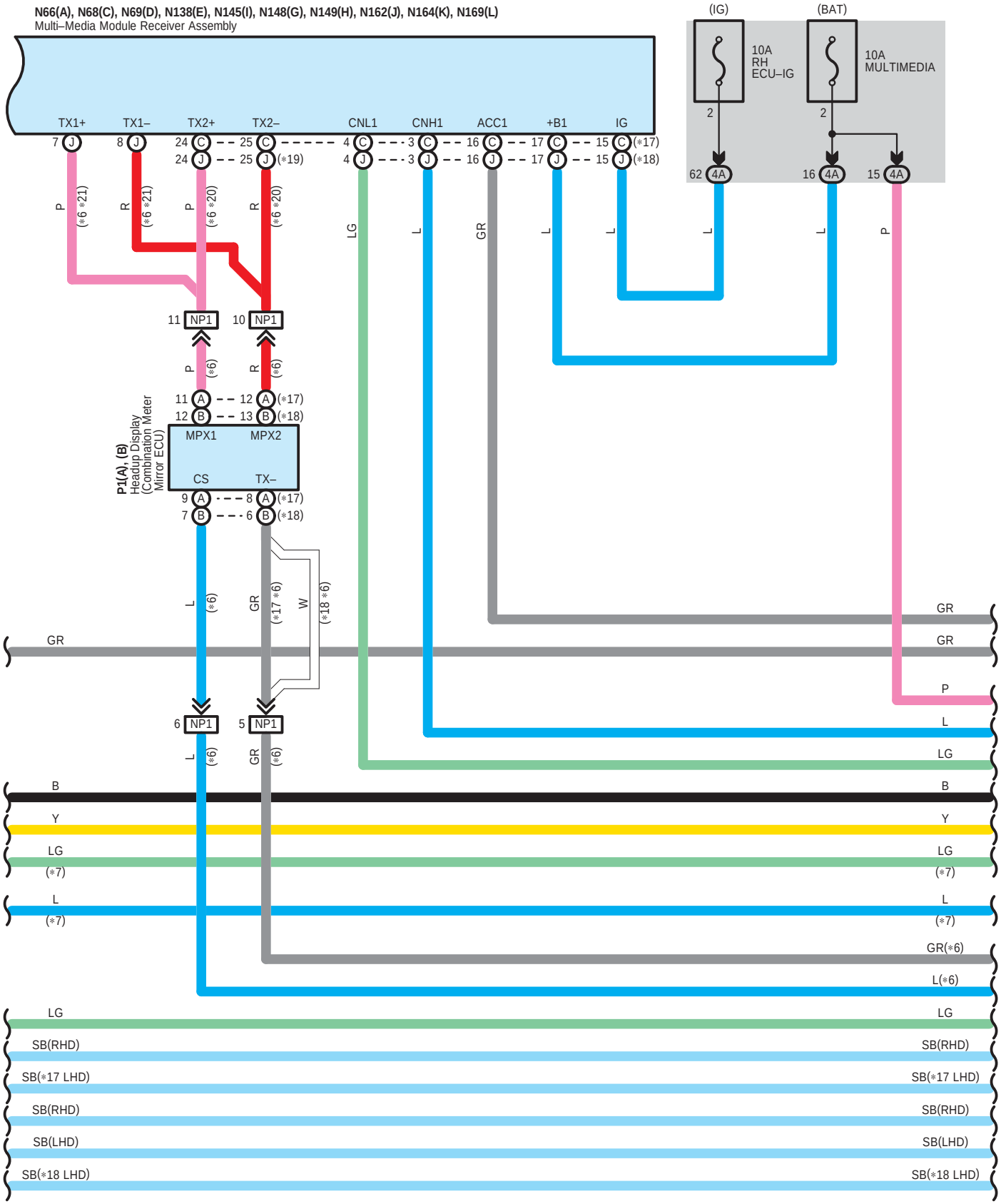
N66(A), N68(C), N69(D), N138(E), N145(I), N148(G), N149(H), N162(J), N164(K), N169(L)
Multi–Media Module Receiver Assembly
TX1+
TX1–
TX2+
TX2–
CNL1
CNH1
ACC1
+B1
IG
(IG)
(BAT)
10A
RH
ECU–IG
10A
MULTIMEDIA
NP1
P1(A), (B)
Headup Display
(Combination Meter
Mirror ECU)
MPX1
MPX2
CS
TX–
GR
B
Y
LG
L
SB(RHD)
SB(*17 LHD)
SB(LHD)
SB(*18 LHD)
GR(*6)
L(*6)

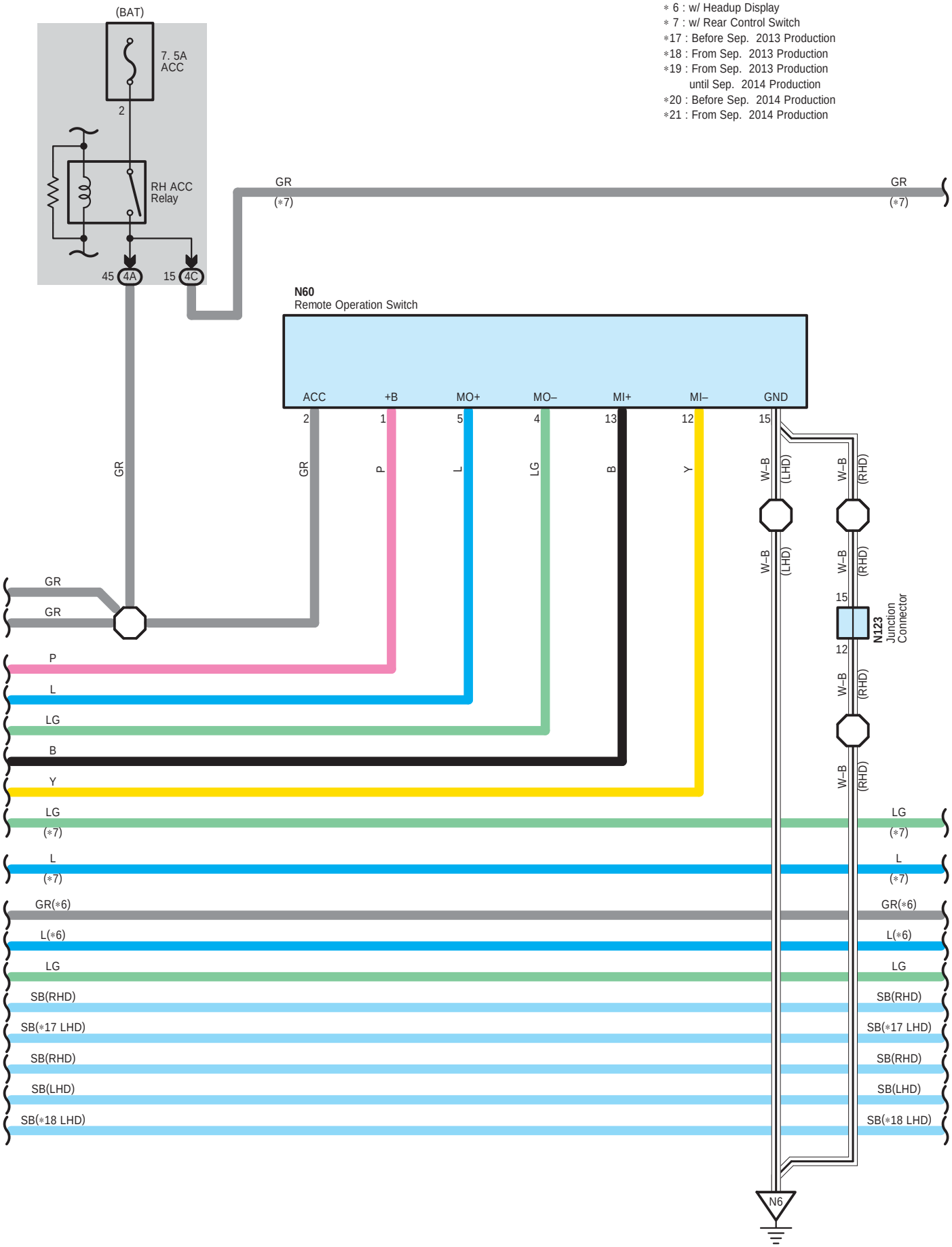
(BAT)
7. 5A
ACC
2
RH ACC
Relay
45 4A
15 4C
∗ 6 : w/ Headup Display
∗ 7 : w/ Rear Control Switch
∗17 : Before Sep. 2013 Production
∗18 : From Sep. 2013 Production
∗19 : From Sep. 2013 Production
until Sep. 2014 Production
∗20 : Before Sep. 2014 Production
∗21 : From Sep. 2014 Production
GR
(∗7)
N60
Remote Operation Switch
ACC
+B
MO+
MO–
MI+
MI–
GND
2
1
5
4
13
12
15
GR
P
L
LG
B
Y
W–B
(LHD)
(RHD)
N123
Junction
Connector
15
12
GR(∗6)
L(∗6)
SB(RHD)
SB(∗17 LHD)
SB(LHD)
SB(∗18 LHD)
N6

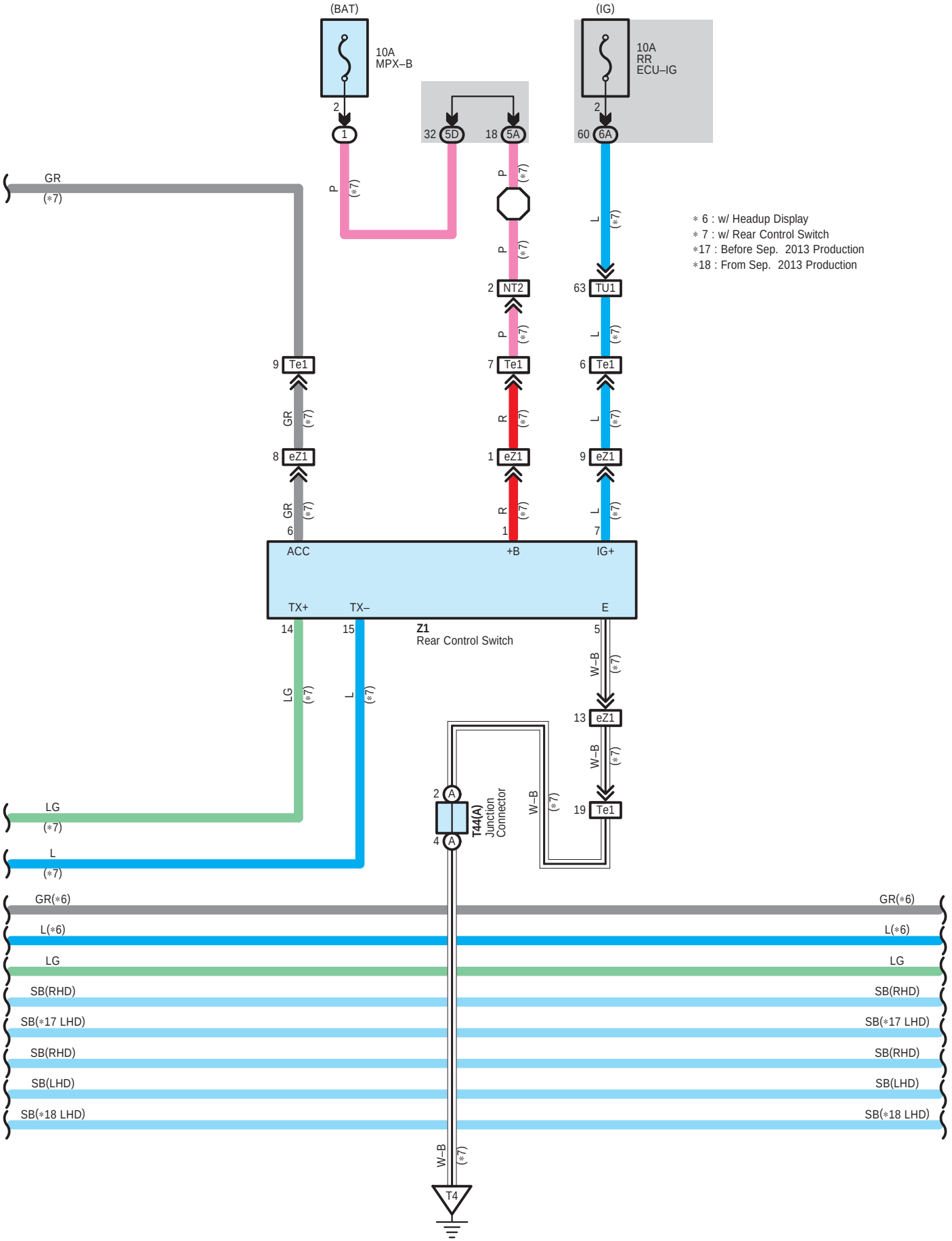
(BAT)
10A
MPX–B
(IG)
10A
RR
ECU–IG
1
5D
5A
6A
NT2
TU1
Te1
eZ1
ACC
+B
IG+
TX+
TX–
E
Z1
Rear Control Switch
T44(A)
Junction
Connector
T4
GR
(∗7)
LG
L
W–B
P
R
∗ 6 : w/ Headup Display
∗ 7 : w/ Rear Control Switch
∗17 : Before Sep. 2013 Production
∗18 : From Sep. 2013 Production
GR(∗6)
L(∗6)
SB(RHD)
SB(∗17 LHD)
SB(LHD)
SB(∗18 LHD)

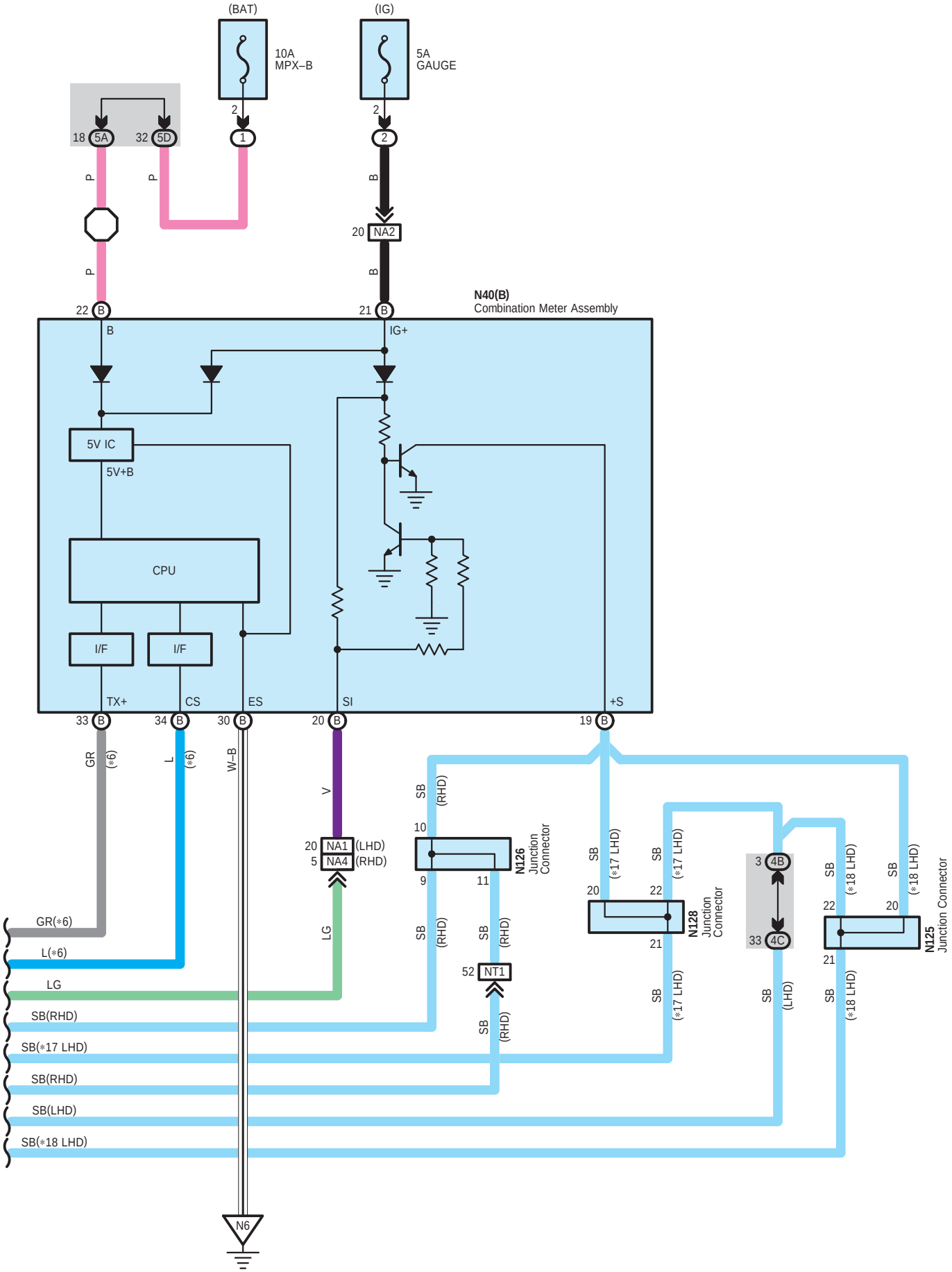
(BAT)
10A
MPX–B
(IG)
5A
GAUGE
18 5A
32 5D
2
1
2
P
P
P
B
B
20 NA2
N40(B)
Combination Meter Assembly
22 B
21 B
B
IG+
5V IC
5V+B
CPU
I/F
I/F
TX+
CS
ES
SI
+S
33 B
34 B
30 B
20 B
19 B
GR
(*6)
L
(*6)
W–B
V
20 NA1 (LHD)
5 NA4 (RHD)
LG
SB
(RHD)
10
9
11
N126
Junction
Connector
52 NT1
SB
(RHD)
SB
(*17 LHD)
20
22
21
N128
Junction
Connector
3 4B
33 4C
SB
(LHD)
SB
(*18 LHD)
22
20
21
N125
Junction Connector
GR(*6)
L(*6)
LG
SB(RHD)
SB(*17 LHD)
SB(RHD)
SB(LHD)
SB(*18 LHD)
N6

A 13
Black

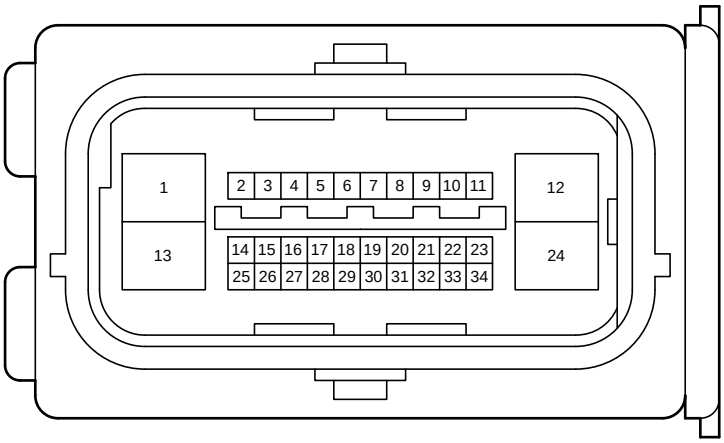

A 21
White

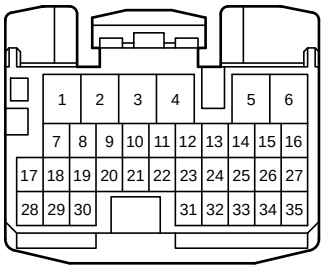

F 4
White

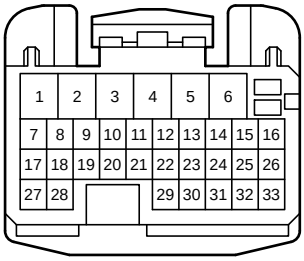

F 48
Black

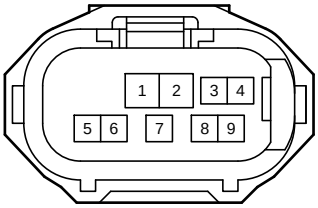

F 65
Gray

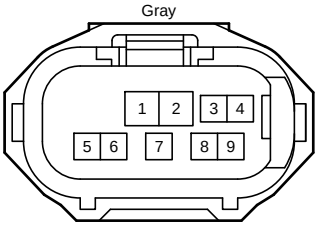

F 66
Gray

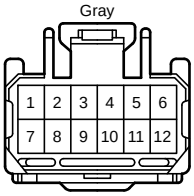

N 21
Black

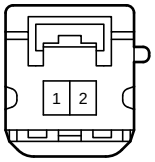

N 31
Black

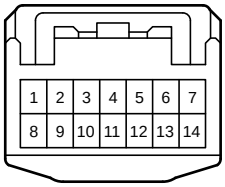

N 33
White

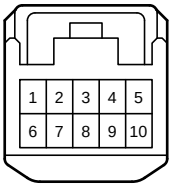

N 34
Black

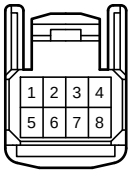

N 40
Black

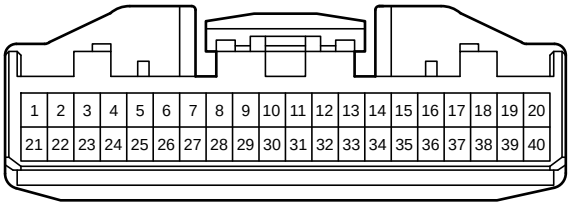

N 54
Gray

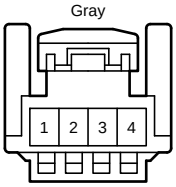

N 60
White



N 61
Black

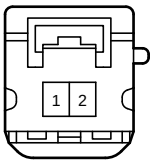

N 62
Black

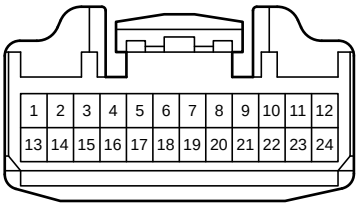

N 66
White



N 68
White

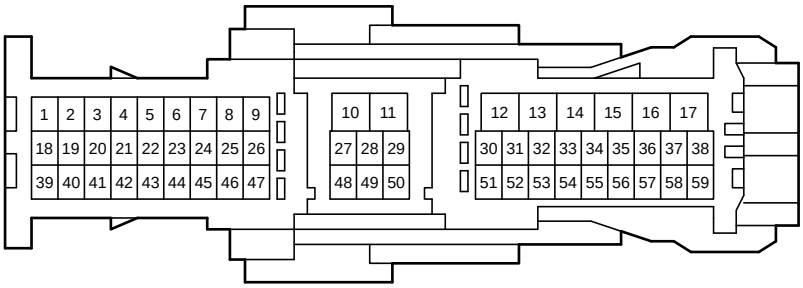

N 69
White



N 82
White

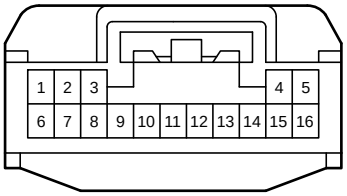

N 86
White

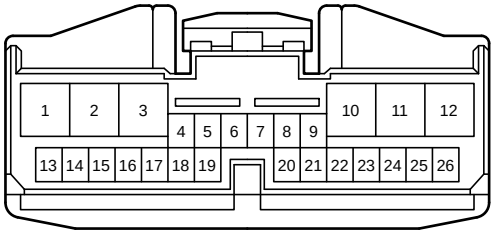

N 89
Black

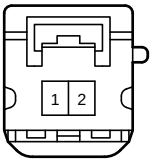

N106
Gray

N107
White

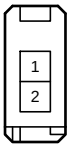

N108
White

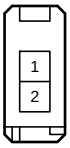

N113
White

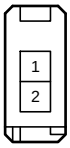

N114
White

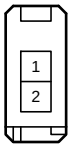

N115
White

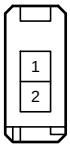

N116
White

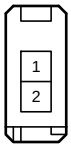

N117
White

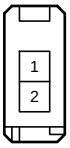

N121
White

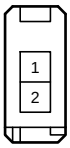

N122
White

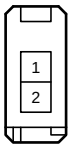

N123
Blue

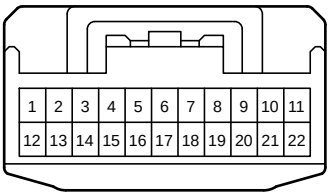

N125
Blue

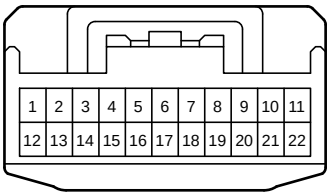

N126
Blue

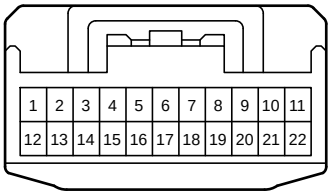

N127
Blue

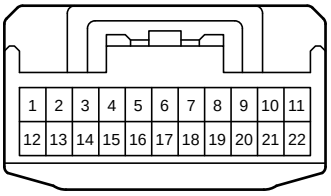

N128
Blue

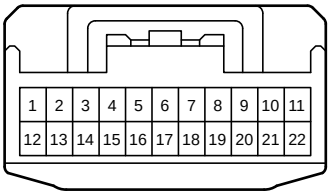

N134
Black

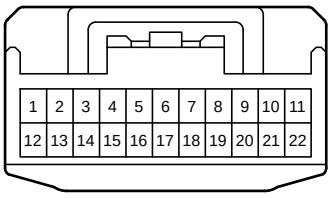

N138
White

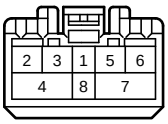

N145
White

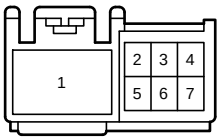

N146
White

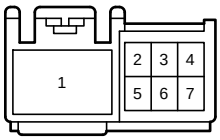

N147
Black

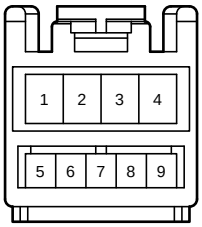

N148
Gray

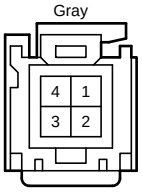

N149
Blue

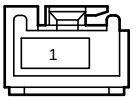

N150
Blue

N155
Black

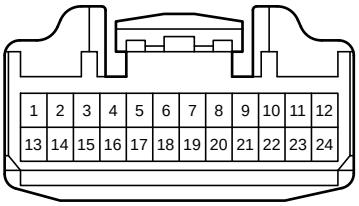

N156
Blue

N162
White

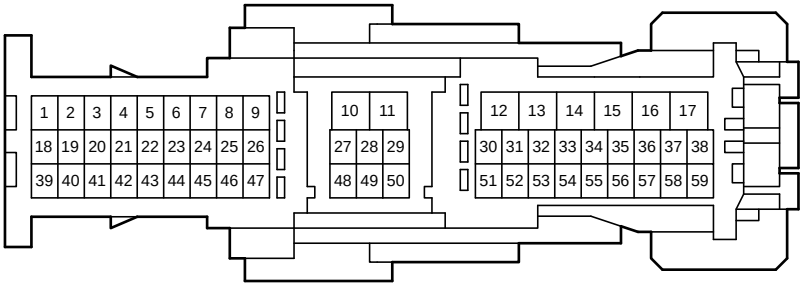

N164
Gray

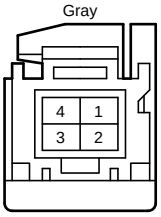

N167
White



N168
White

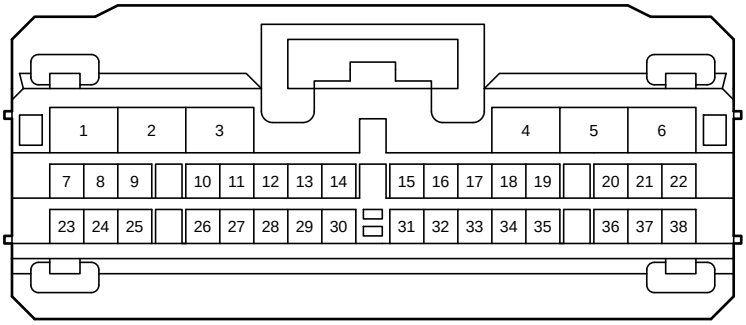

N169
Green

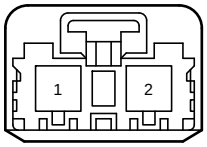

N170
Gray

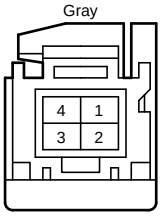

P 1
White

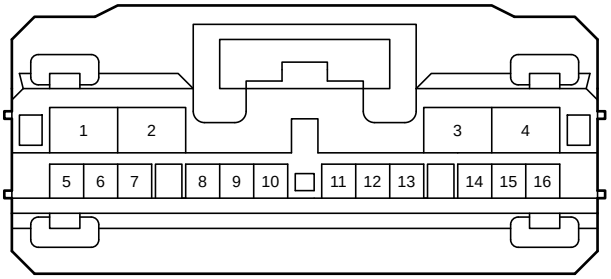

Q 1
Black

Q 16
Black

R 4
White

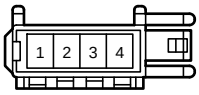

R 5
Black

R 12
White

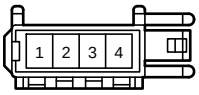

R 13
Black

T 24
Black



T 25
Black

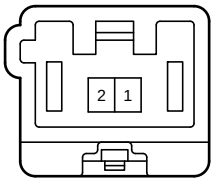

T 40
White

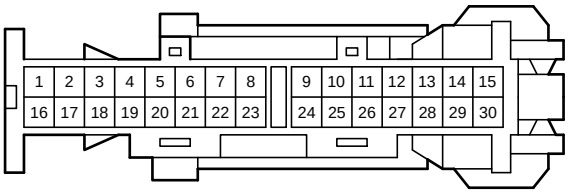

T 44
Blue



T 45
Blue



T 49
White

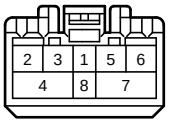

U 26
Black

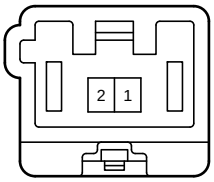

U 50
White

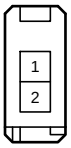

U 51
White

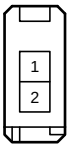

Y 11
White

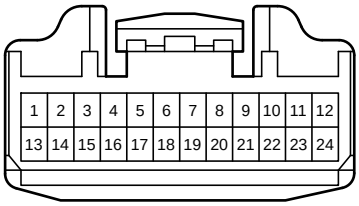

Z 1
White

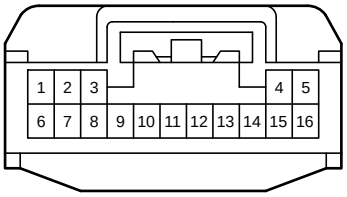

a 5
Gray

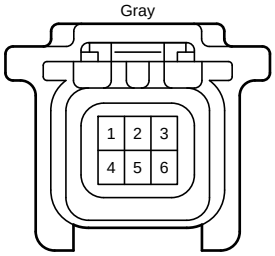

z 4
Black

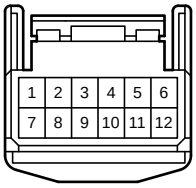

4A
White

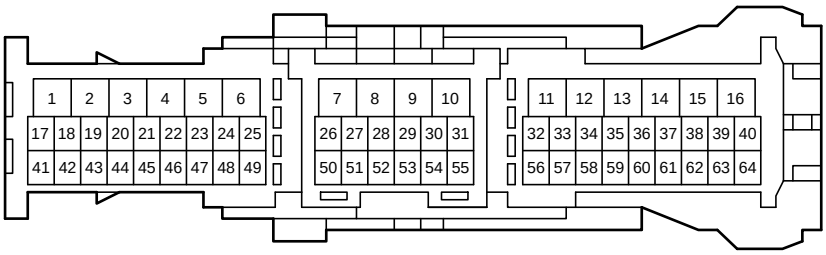

4B
White

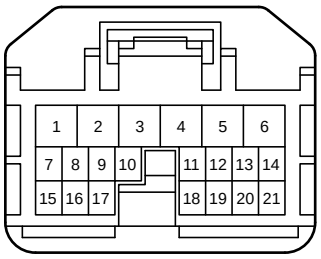

4C
White

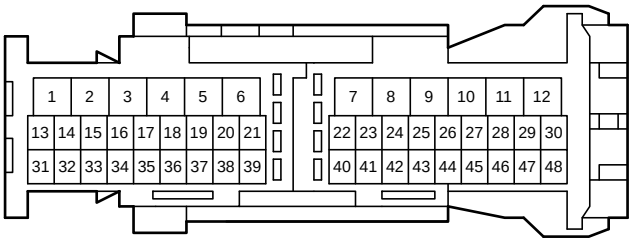

5A
White

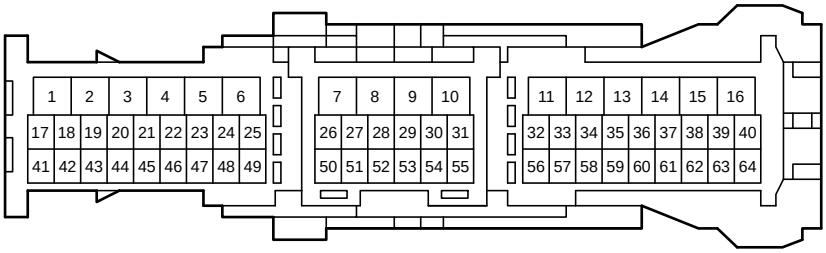

5D
White

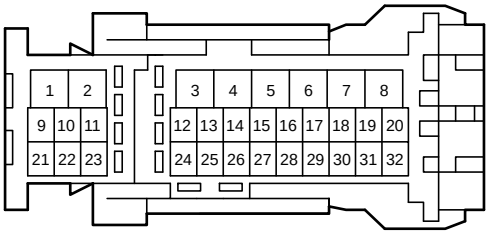

6A
White

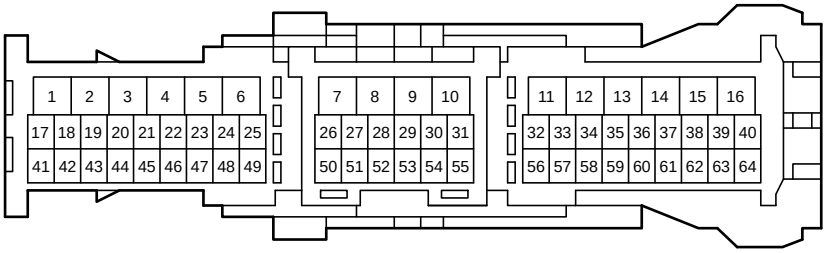

AU1
White

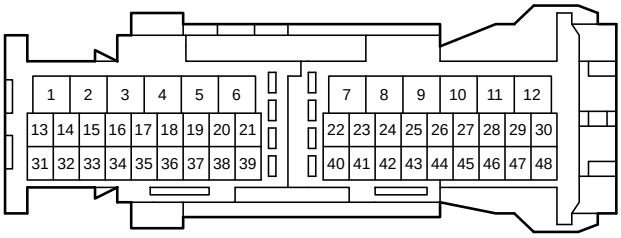

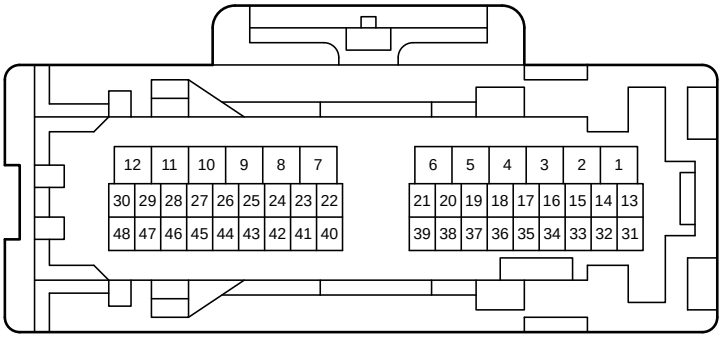

FA1
White

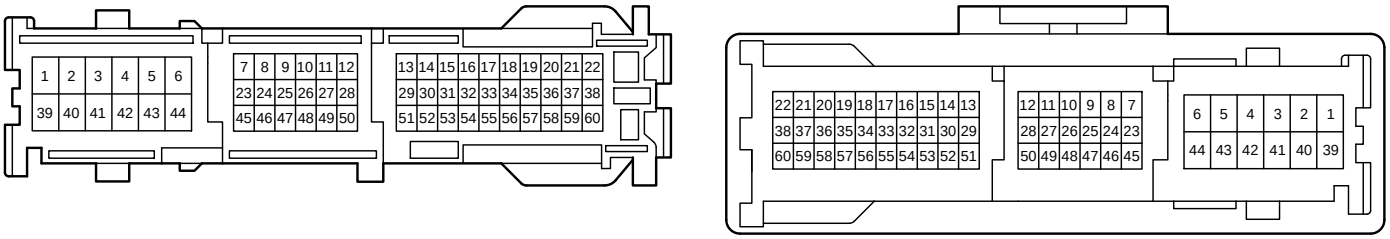

NA1
White

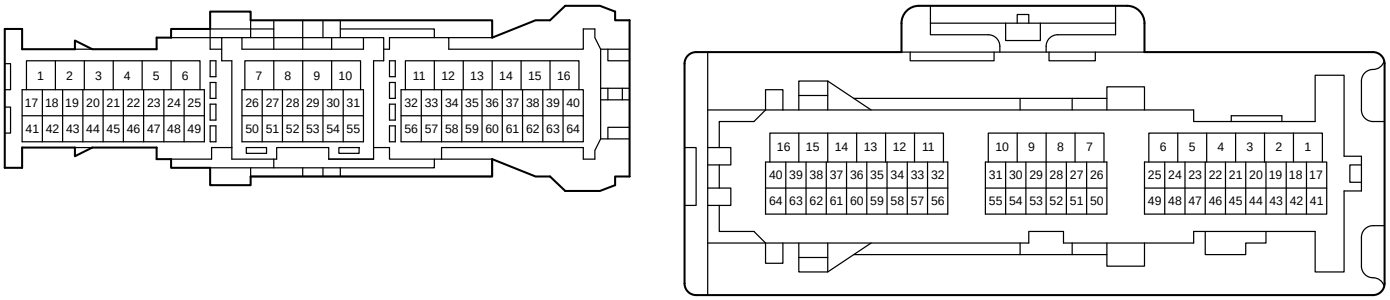

NA2
White

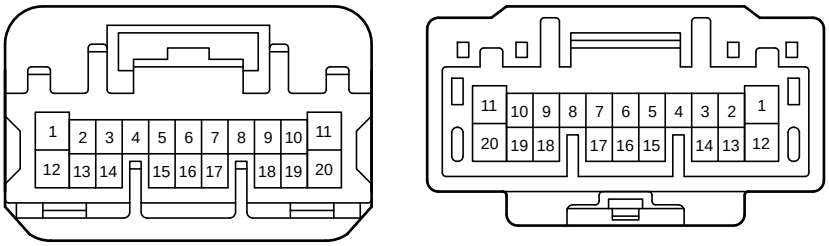

NA3
White

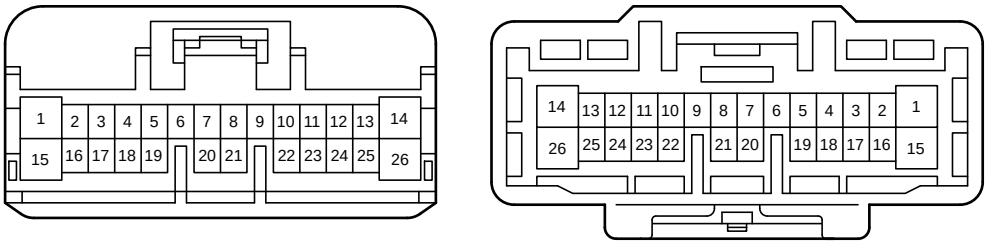

NA4
Gray

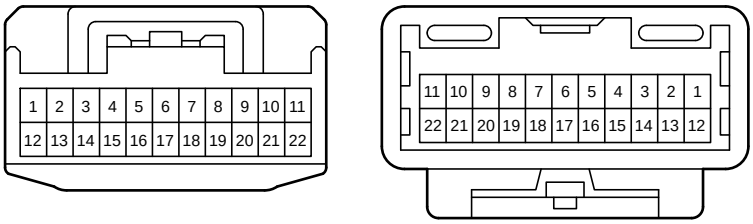

NN2
White

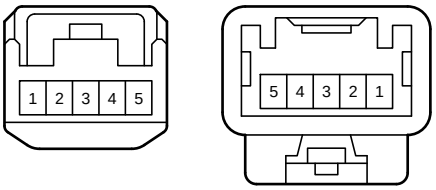

NP1
White

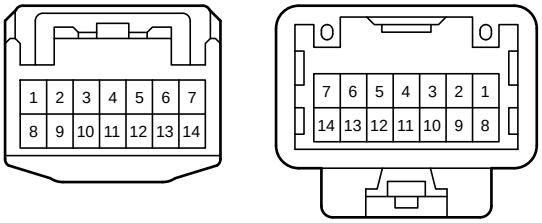

NT1
White

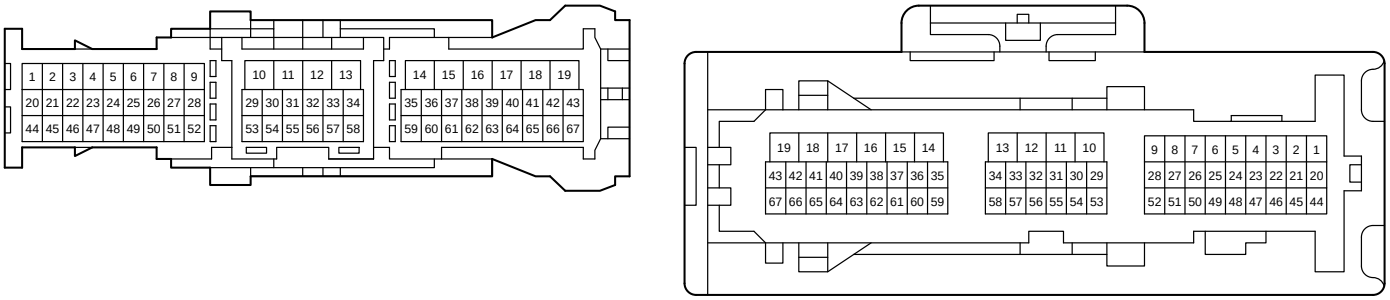

NT2
White

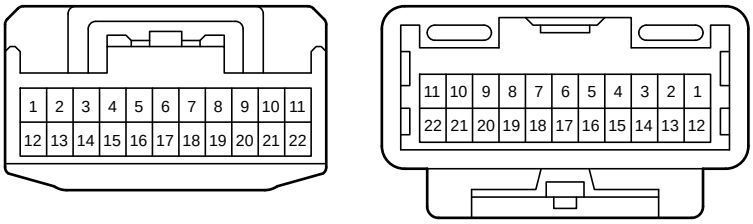

NU1
White

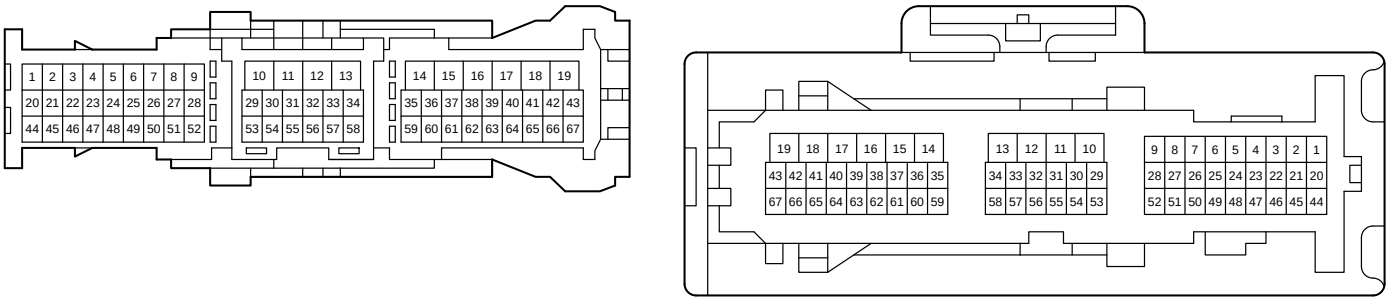

NU2
White

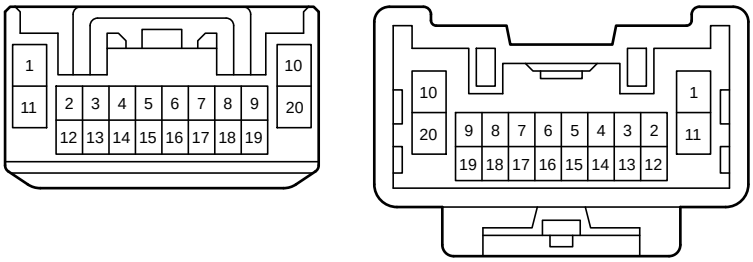

NY2
White

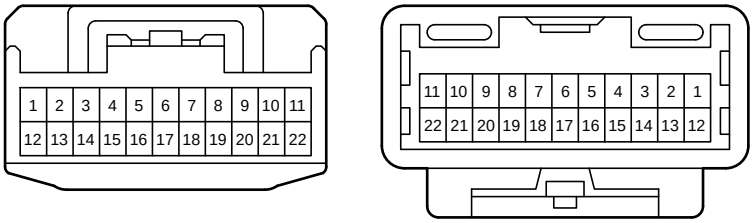

QT1
White

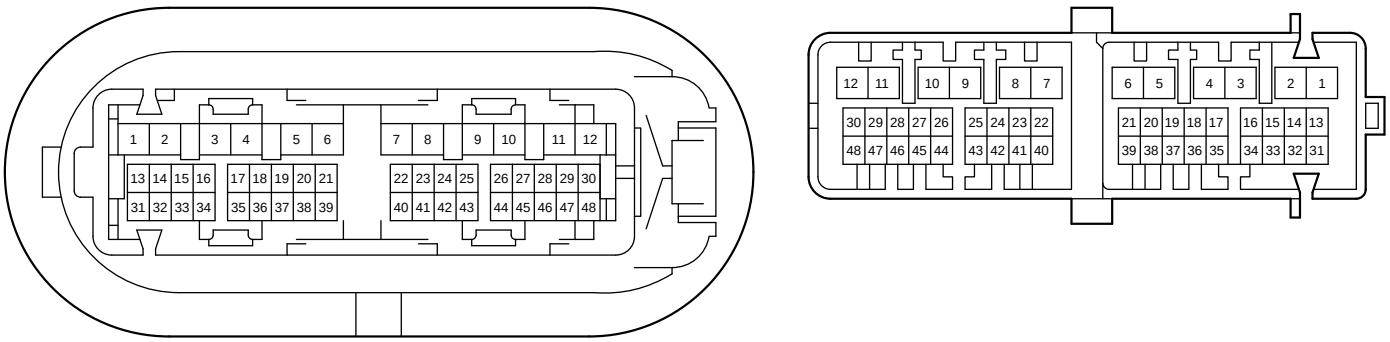

QU1
White

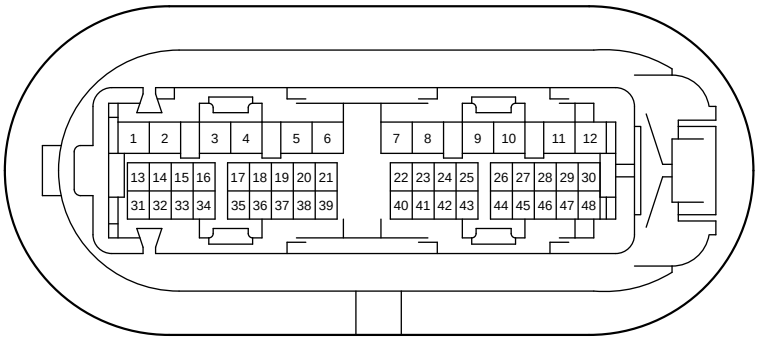

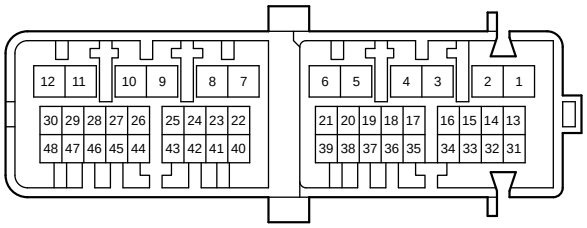

RT1
White

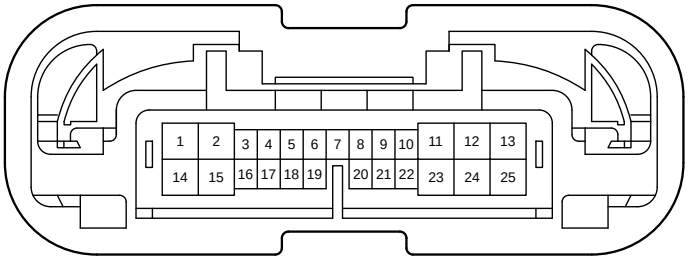

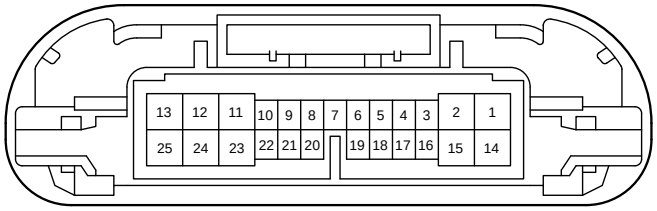

RU1
White

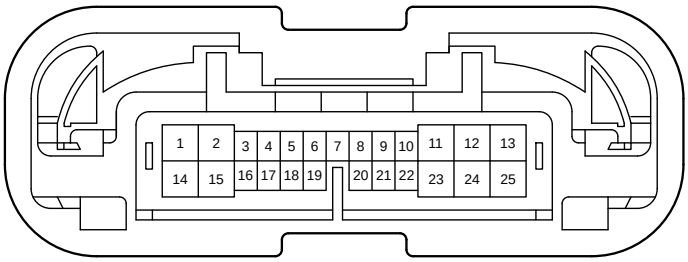

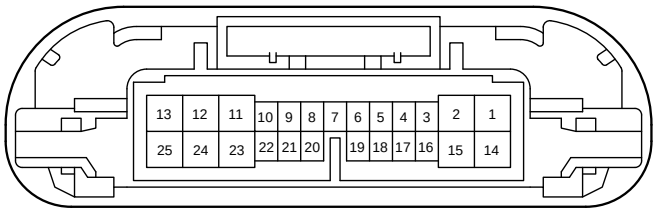

TN1
White

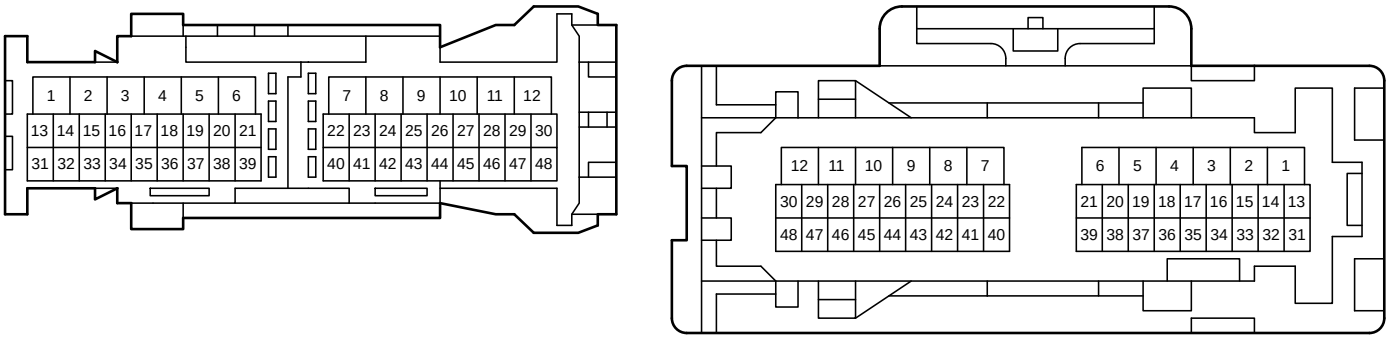

TN2
Gray

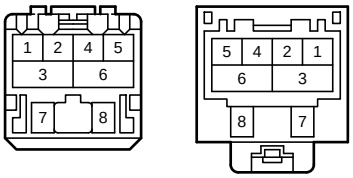

TU1
White

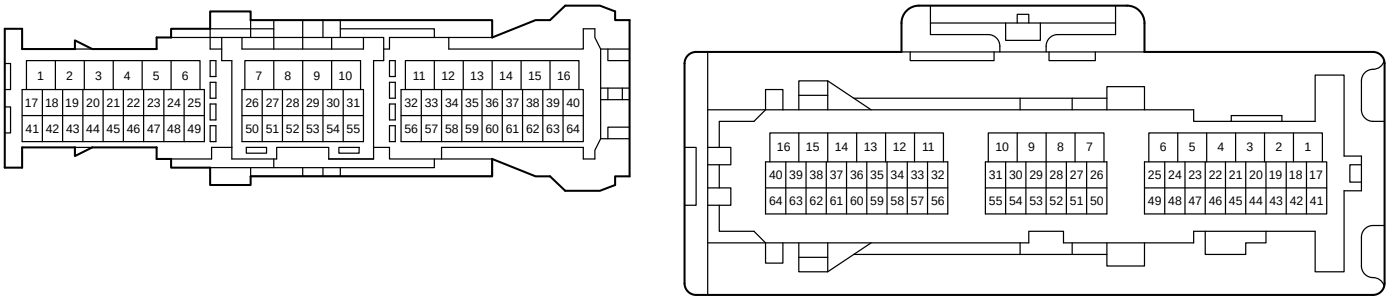

Te1
White

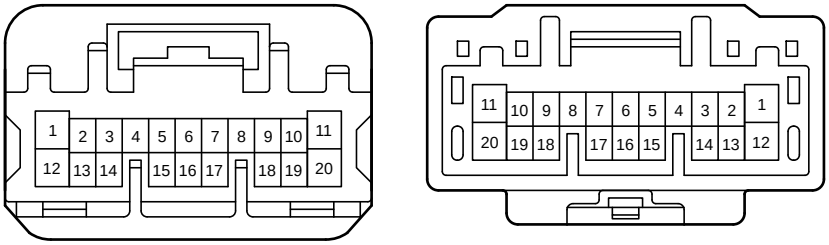

UT1
White

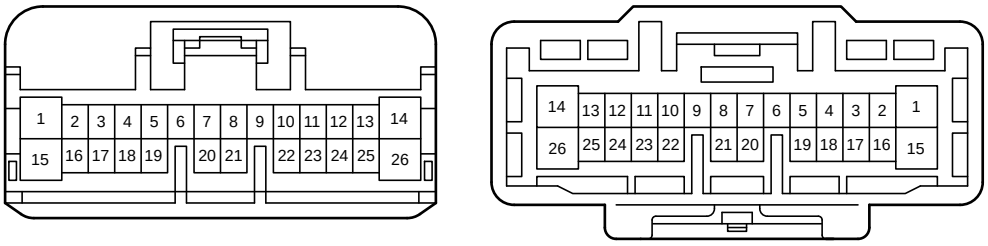

aT1
White

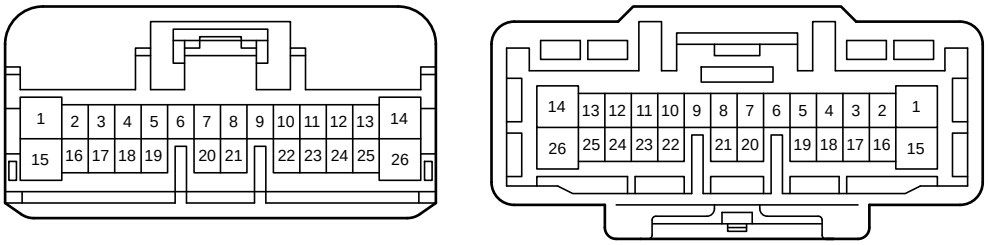
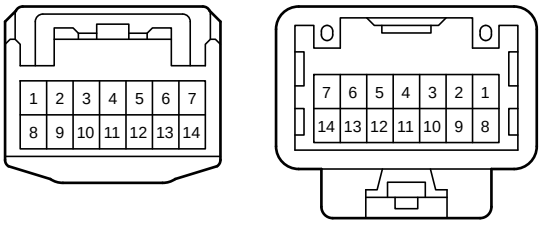
eZ1
White