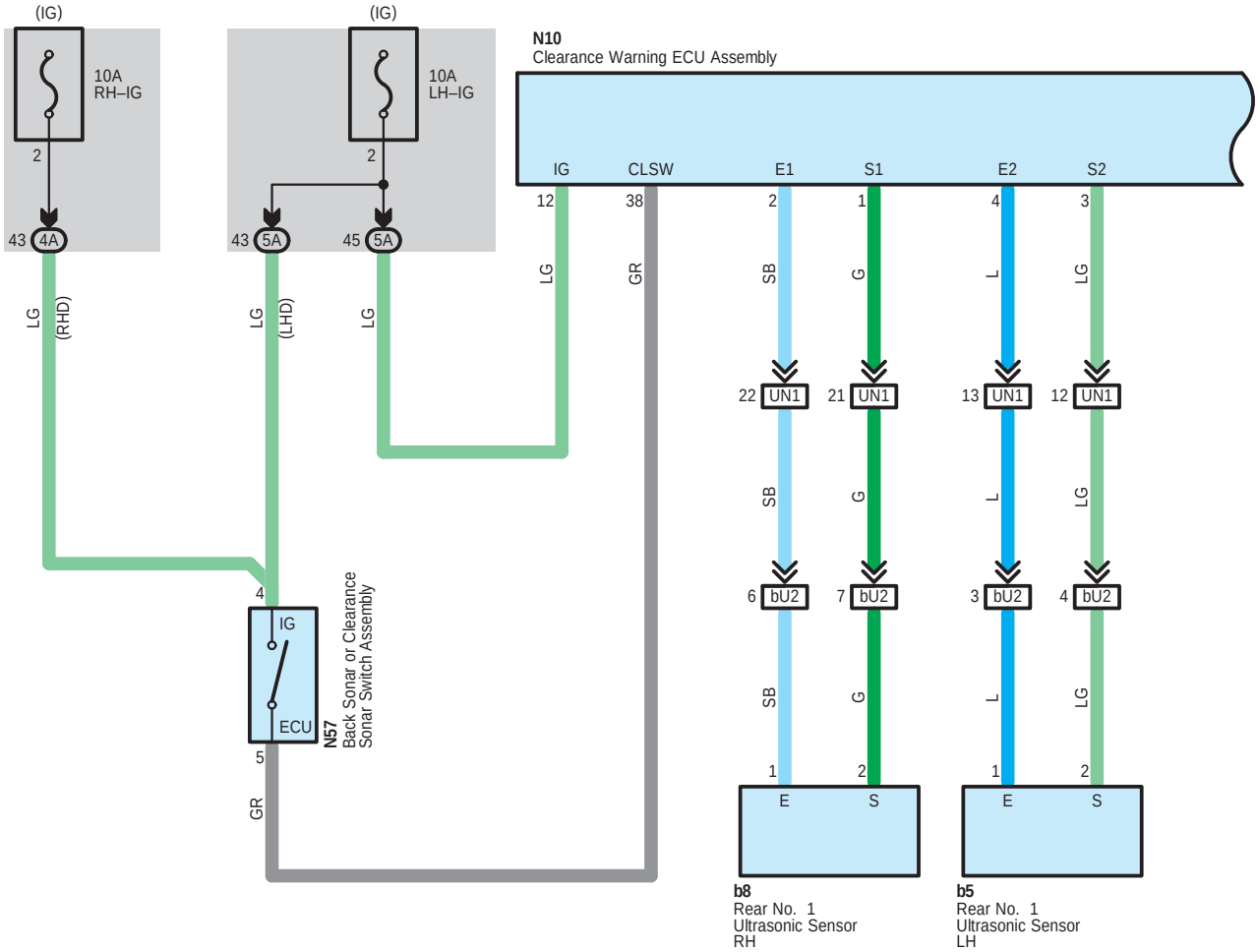
(IG)
10A
RH–IG
2
43 4A
(IG)
10A
LH–IG
2
43 5A
45 5A
N10
Clearance Warning ECU Assembly
IG
CLSW
E1
S1
E2
S2
12
38
2
1
4
3
LG
GR
SB
G
L
LG
LG (RHD)
LG (LHD)
LG
22 UN1
21 UN1
13 UN1
12 UN1
SB
G
L
LG
6 bU2
7 bU2
3 bU2
4 bU2
SB
G
L
LG
4
IG
ECU
5
N57
Back Sonar or Clearance
Sonar Switch Assembly
GR
1
2
1
2
E
S
E
S
b8
Rear No. 1
Ultrasonic Sensor
RH
b5
Rear No. 1
Ultrasonic Sensor
LH

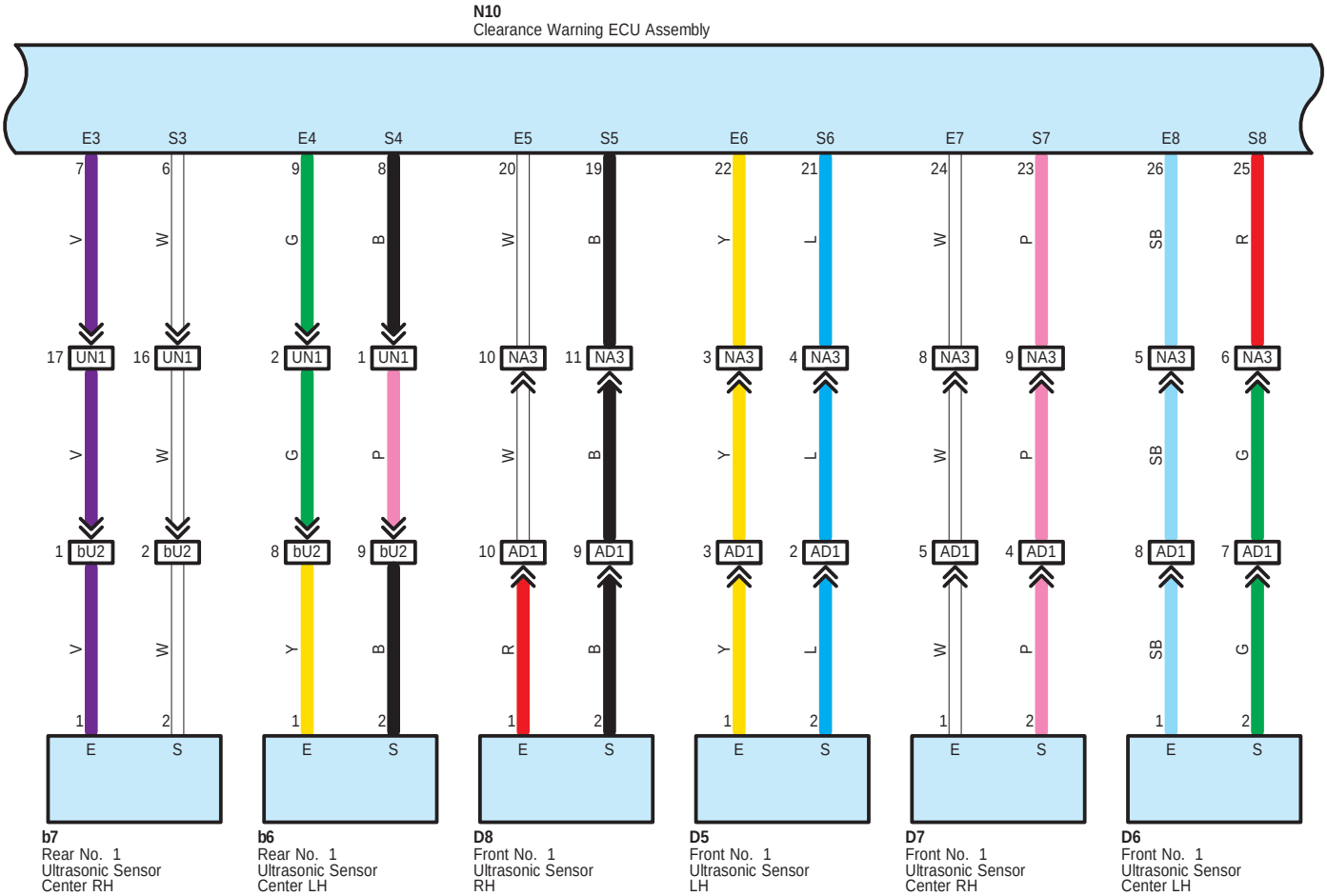
N10
Clearance Warning ECU Assembly
E3 S3 E4 S4 E5 S5 E6 S6 E7 S7 E8 S8
7 6 9 8 20 19 22 21 24 23 26 25
V W G B W B Y L W P SB R
17 UN1 16 UN1 2 UN1 1 UN1 10 NA3 11 NA3 3 NA3 4 NA3 8 NA3 9 NA3 5 NA3 6 NA3
V W G P W B Y L W P SB G
1 bU2 2 bU2 8 bU2 9 bU2 10 AD1 9 AD1 3 AD1 2 AD1 5 AD1 4 AD1 8 AD1 7 AD1
V W Y B R B Y L W P SB G
1 2 1 2 1 2 1 2 1 2 1 2
E S E S E S E S E S E S
b7
Rear No. 1
Ultrasonic Sensor
Center RH
b6
Rear No. 1
Ultrasonic Sensor
Center LH
D8
Front No. 1
Ultrasonic Sensor
RH
D5
Front No. 1
Ultrasonic Sensor
LH
D7
Front No. 1
Ultrasonic Sensor
Center RH
D6
Front No. 1
Ultrasonic Sensor
Center LH

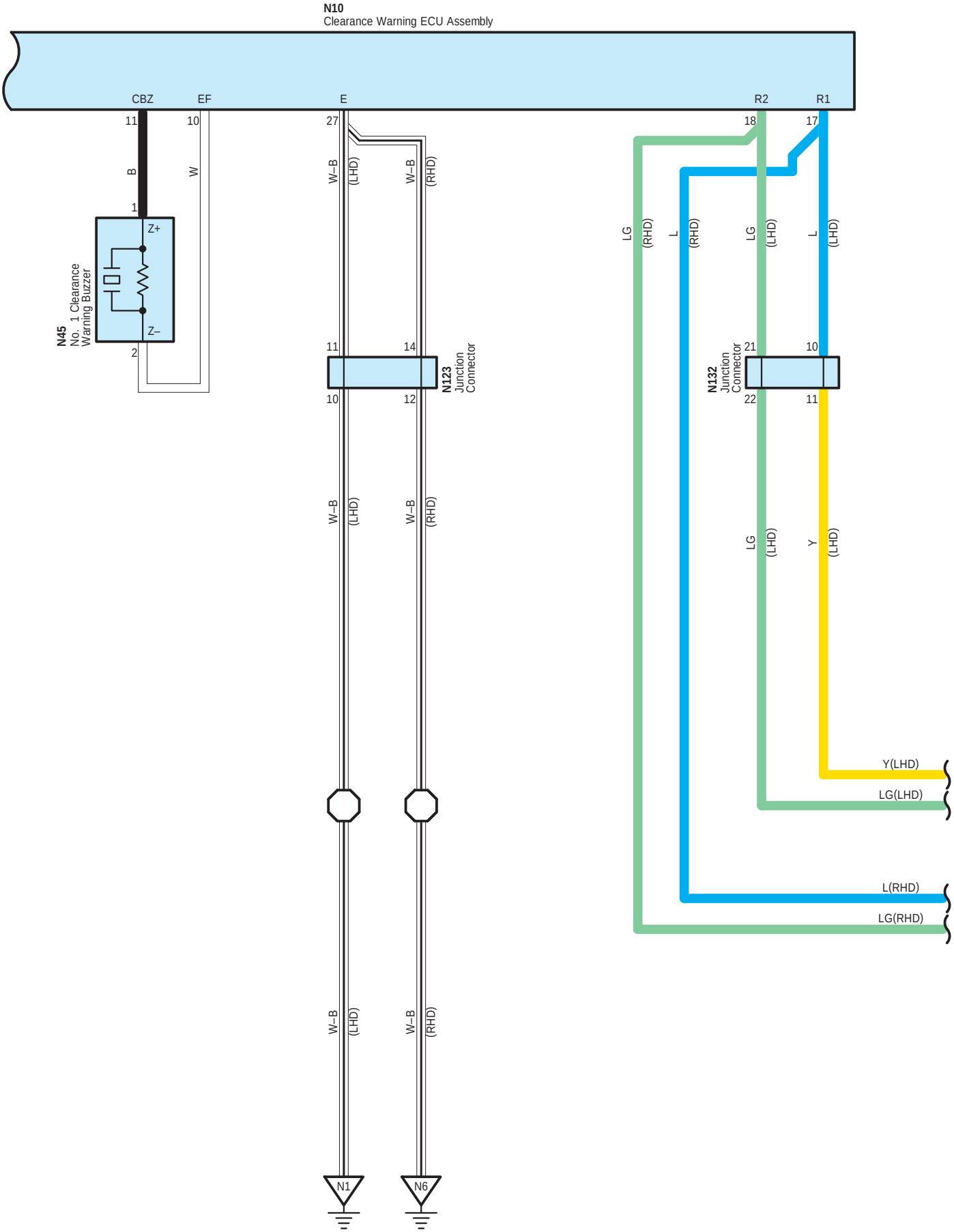
N10
Clearance Warning ECU Assembly
CBZ
EF
E
R2
R1
11
10
27
18
17
B
W
W–B (LHD)
W–B (RHD)
LG (RHD)
L (RHD)
LG (LHD)
L (LHD)
1
Z+
Z–
2
N45
No. 1 Clearance Warning Buzzer
11
14
10
12
N123
Junction Connector
21
10
22
11
N132
Junction Connector
W–B (LHD)
W–B (RHD)
LG (LHD)
Y (LHD)
Y(LHD)
LG(LHD)
L(RHD)
LG(RHD)
W–B (LHD)
W–B (RHD)
N1
N6

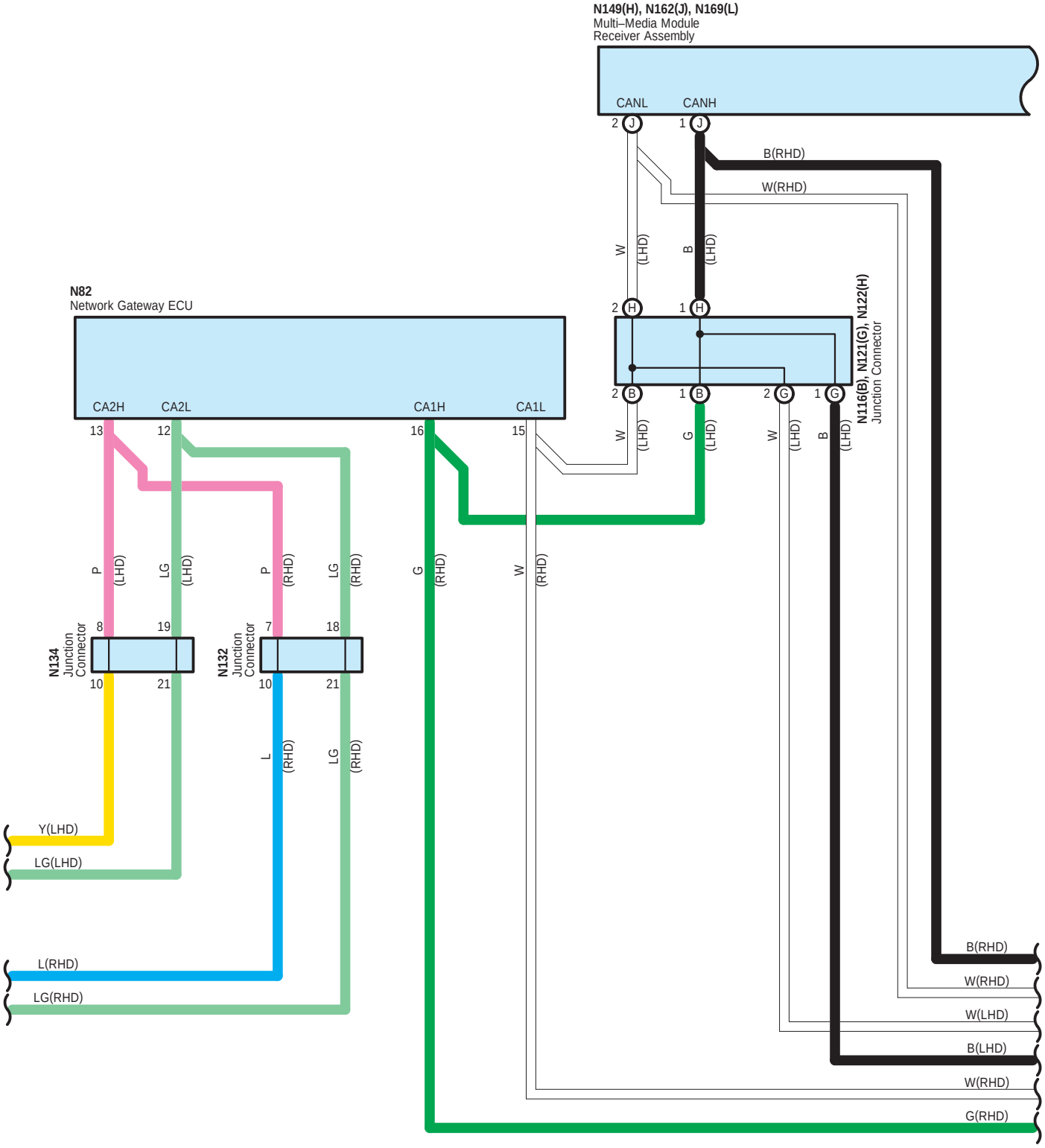
N149(H), N162(J), N169(L)
Multi–Media Module
Receiver Assembly
CANL
CANH
2 J
1 J
B(RHD)
W(RHD)
W (LHD)
B (LHD)
N82
Network Gateway ECU
2 H
1 H
N116(B), N121(G), N122(H)
Junction Connector
2 B
1 B
2 G
1 G
CA2H
CA2L
CA1H
CA1L
13
12
16
15
W (LHD)
G (LHD)
W (LHD)
B (LHD)
P (LHD)
LG (LHD)
P (RHD)
LG (RHD)
G (RHD)
W (RHD)
N134
Junction
Connector
8
19
10
21
N132
Junction
Connector
7
18
10
21
L (RHD)
LG (RHD)
Y(LHD)
LG(LHD)
L(RHD)
LG(RHD)
B(RHD)
W(RHD)
W(LHD)
B(LHD)
W(RHD)
G(RHD)

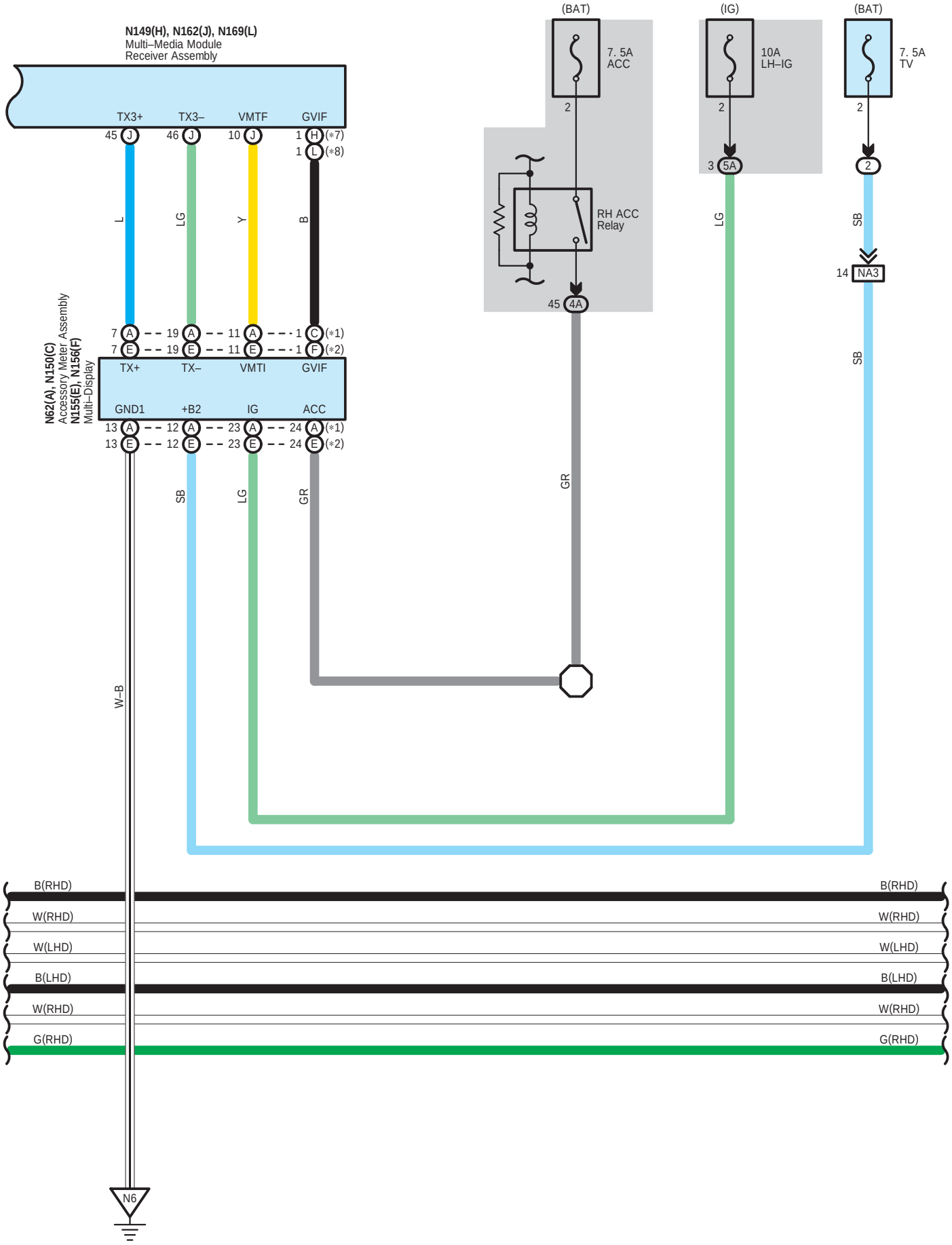
N149(H), N162(J), N169(L)
Multi–Media Module
Receiver Assembly
TX3+
TX3–
VMTF
GVIF
45 J
46 J
10 J
1 H (*7)
1 L (*8)
L
LG
Y
B
N62(A), N150(C)
Accessory Meter Assembly
N155(E), N156(F)
Multi–Display
7 A
19 A
11 A
1 C (*1)
7 E
19 E
11 E
1 F (*2)
TX+
TX–
VMTI
GVIF
GND1
+B2
IG
ACC
13 A
12 A
23 A
24 A (*1)
13 E
12 E
23 E
24 E (*2)
SB
LG
GR
W–B
(BAT)
7. 5A
ACC
2
RH ACC
Relay
45 4A
GR
(IG)
10A
LH–IG
2
3 5A
LG
(BAT)
7. 5A
TV
2
2
SB
14 NA3
SB
B(RHD)
W(RHD)
W(LHD)
B(LHD)
W(RHD)
G(RHD)
B(RHD)
W(RHD)
W(LHD)
B(LHD)
W(RHD)
G(RHD)
N6

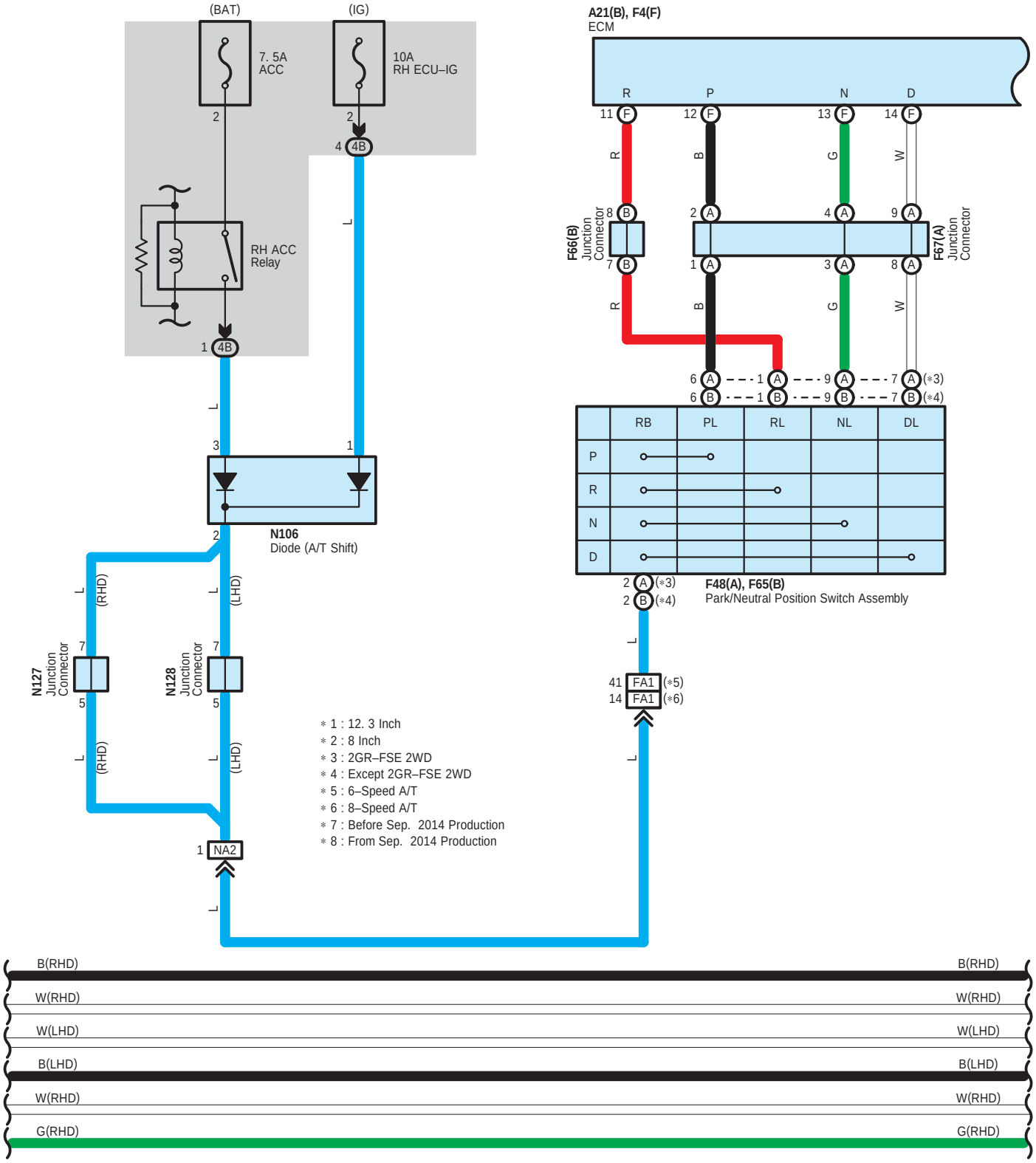
(BAT)
(IG)
7. 5A
ACC
10A
RH ECU–IG
RH ACC
Relay
4B
N106
Diode (A/T Shift)
A21(B), F4(F)
ECM
R
P
N
D
F66(B)
Junction
Connector
F67(A)
Junction
Connector
RB
PL
RL
NL
DL
F48(A), F65(B)
Park/Neutral Position Switch Assembly
N127
Junction
Connector
N128
Junction
Connector
(RHD)
(LHD)
FA1
NA2
∗1 : 12. 3 Inch
∗2 : 8 Inch
∗3 : 2GR–FSE 2WD
∗4 : Except 2GR–FSE 2WD
∗5 : 6–Speed A/T
∗6 : 8–Speed A/T
∗7 : Before Sep. 2014 Production
∗8 : From Sep. 2014 Production
B(RHD)
W(RHD)
W(LHD)
B(LHD)
W(RHD)
G(RHD)

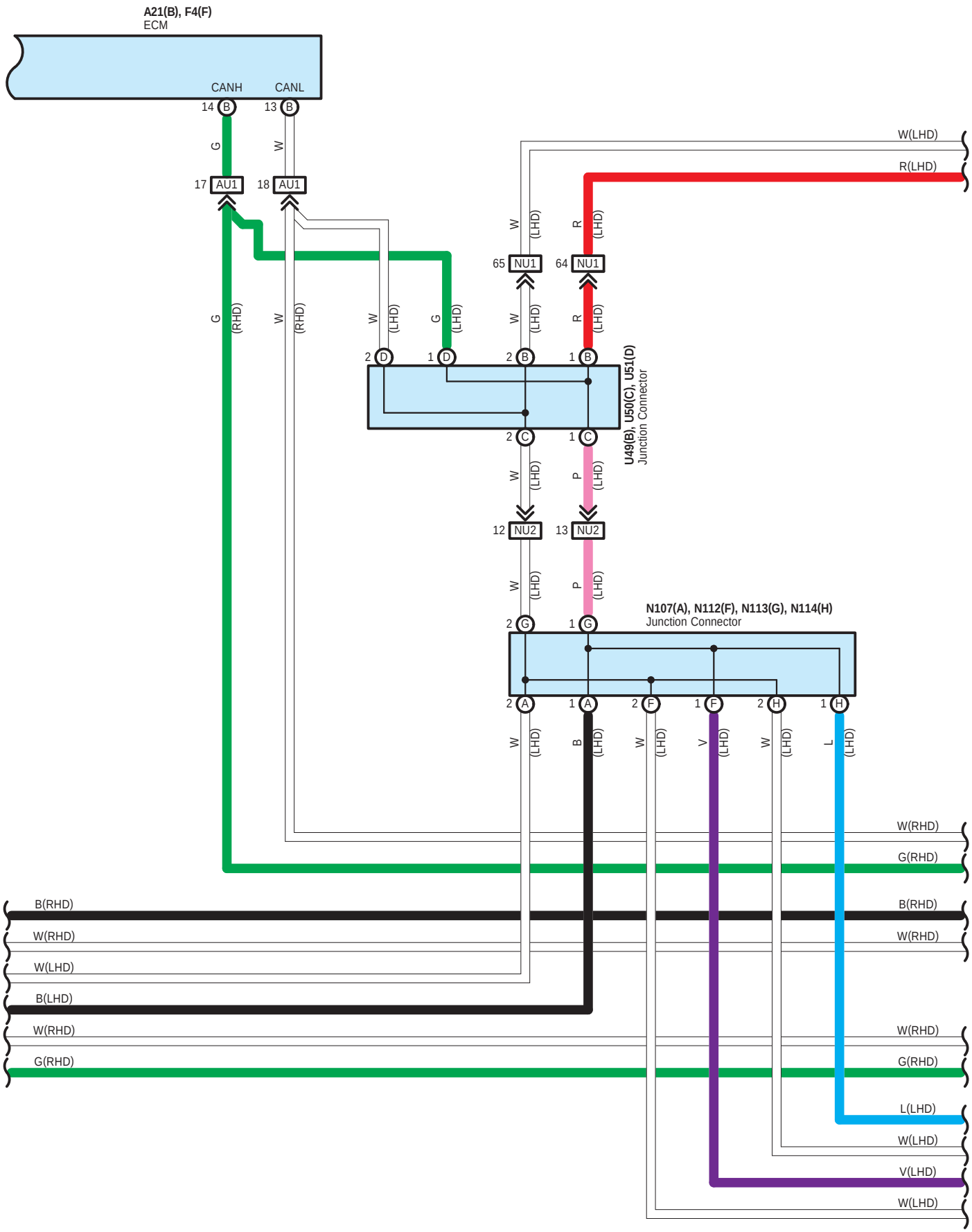
A21(B), F4(F)
ECM
CANH
CANL
14 B
13 B
G
W
17 AU1
18 AU1
W(LHD)
R(LHD)
W (LHD)
R (LHD)
65 NU1
64 NU1
G (RHD)
W (RHD)
W (LHD)
G (LHD)
W (LHD)
R (LHD)
2 D
1 D
2 B
1 B
U49(B), U50(C), U51(D)
Junction Connector
2 C
1 C
W (LHD)
P (LHD)
12 NU2
13 NU2
W (LHD)
P (LHD)
N107(A), N112(F), N113(G), N114(H)
Junction Connector
2 G
1 G
2 A
1 A
2 F
1 F
2 H
1 H
W (LHD)
B (LHD)
W (LHD)
V (LHD)
W (LHD)
L (LHD)
W(RHD)
G(RHD)
B(RHD)
W(RHD)
W(RHD)
W(LHD)
B(LHD)
W(RHD)
G(RHD)
W(RHD)
G(RHD)
L(LHD)
W(LHD)
V(LHD)
W(LHD)

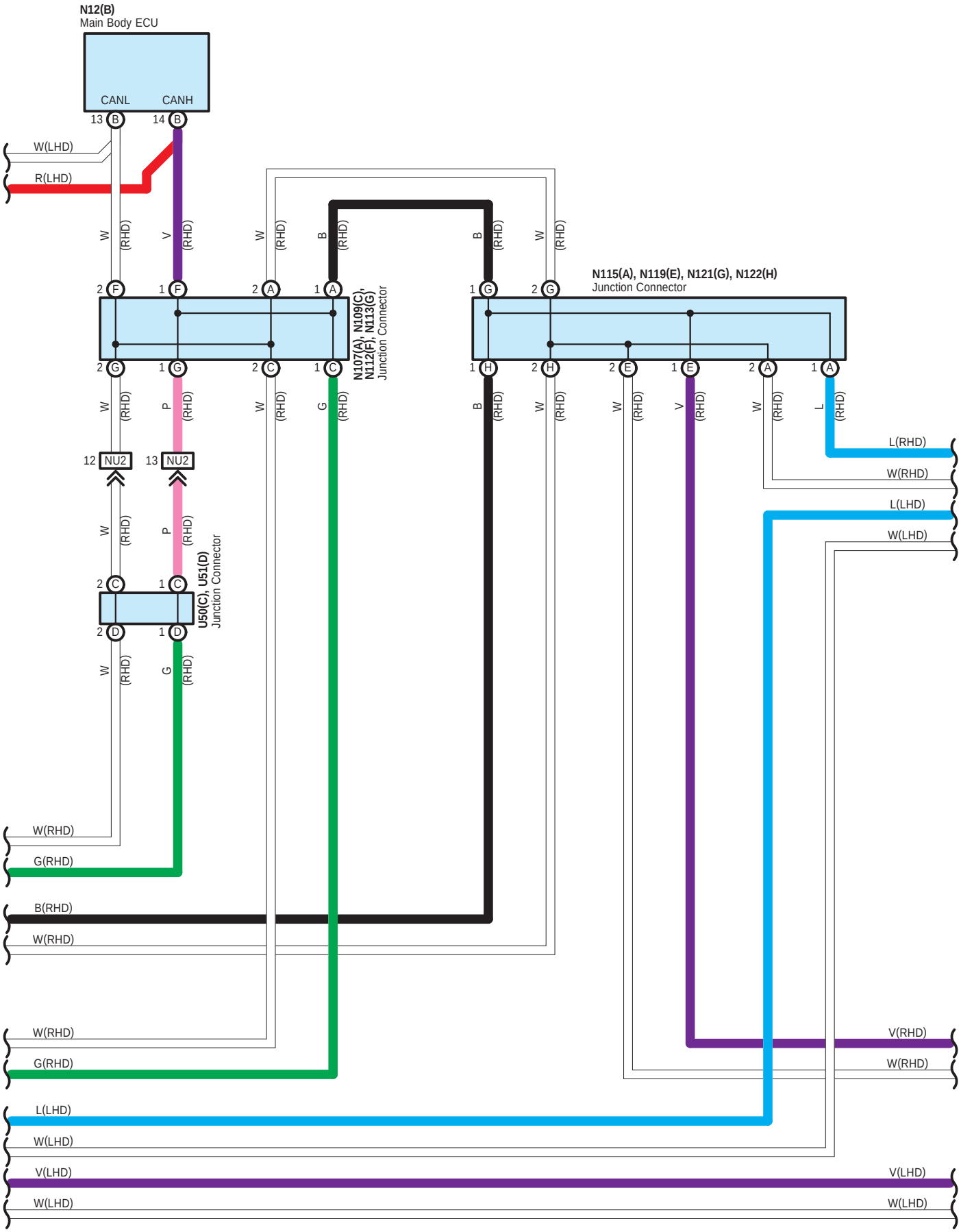
N12(B)
Main Body ECU
CANL
CANH
13 B
14 B
W(LHD)
R(LHD)
W (RHD)
V (RHD)
W (RHD)
B (RHD)
B (RHD)
W (RHD)
N115(A), N119(E), N121(G), N122(H)
Junction Connector
N107(A), N109(C), N112(F), N113(G)
Junction Connector
W (RHD)
P (RHD)
W (RHD)
G (RHD)
B (RHD)
W (RHD)
W (RHD)
V (RHD)
W (RHD)
L (RHD)
L(RHD)
W(RHD)
L(LHD)
W(LHD)
12 NU2
13 NU2
W (RHD)
P (RHD)
U50(C), U51(D)
Junction Connector
W (RHD)
G (RHD)
W(RHD)
G(RHD)
B(RHD)
W(RHD)
W(RHD)
G(RHD)
V(RHD)
W(RHD)
L(LHD)
W(LHD)
V(LHD)
V(LHD)
W(LHD)
W(LHD)

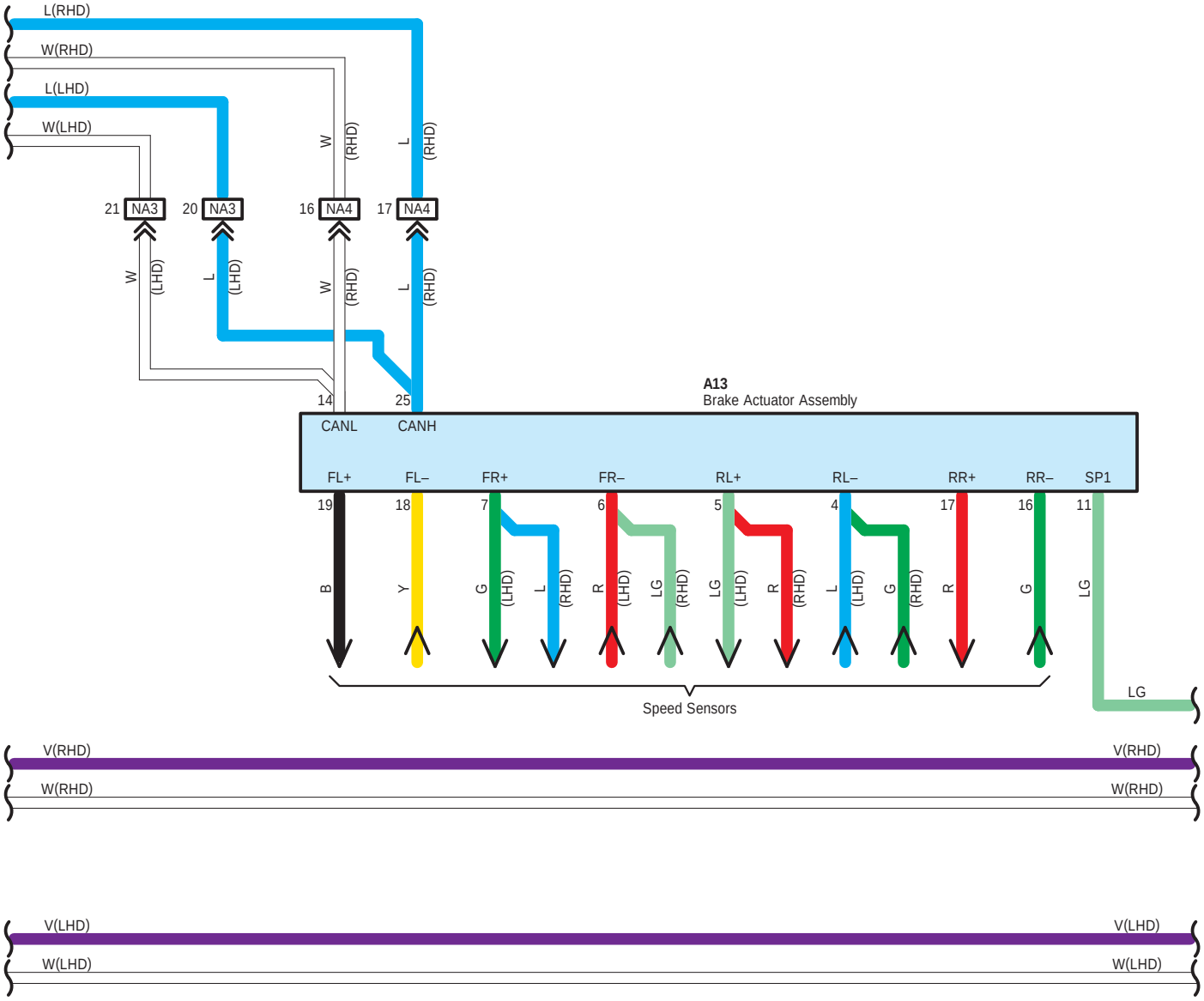
L(RHD)
W(RHD)
L(LHD)
W(LHD)
21 NA3
20 NA3
16 NA4
17 NA4
W (LHD)
L (LHD)
W (RHD)
L (RHD)
W (RHD)
L (RHD)
14
25
A13
Brake Actuator Assembly
CANL
CANH
FL+
FL–
FR+
FR–
RL+
RL–
RR+
RR–
SP1
19
18
7
6
5
4
17
16
11
B
Y
G (LHD)
L (RHD)
R (LHD)
LG (RHD)
LG (LHD)
R (RHD)
L (LHD)
G (RHD)
R
G
LG
Speed Sensors
LG
V(RHD)
W(RHD)
V(RHD)
W(RHD)
V(LHD)
W(LHD)
V(LHD)
W(LHD)

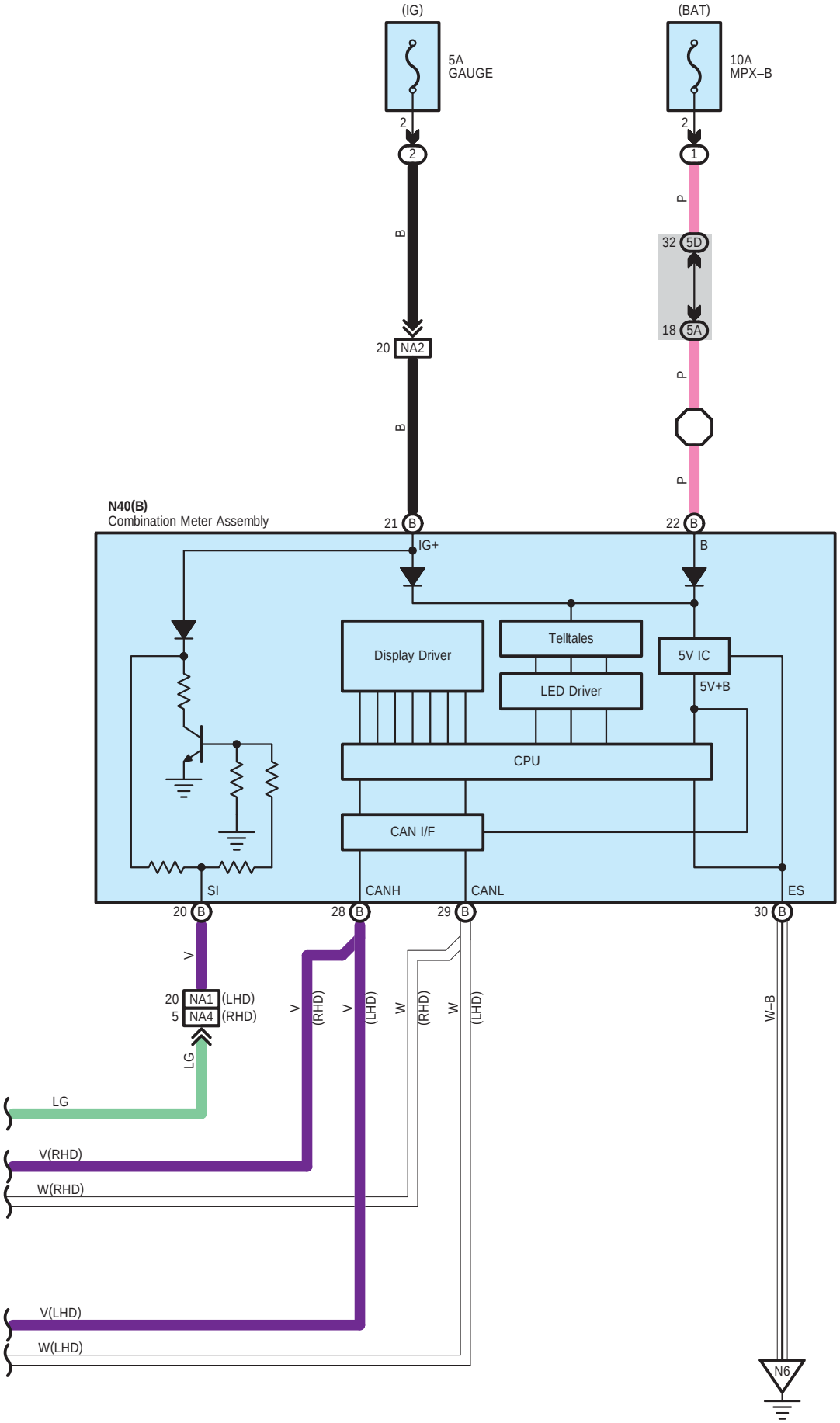
(IG)
5A
GAUGE
(BAT)
10A
MPX–B
2
2
1
B
P
32 5D
18 5A
20 NA2
N40(B)
Combination Meter Assembly
21 B
22 B
IG+
B
Display Driver
Telltales
LED Driver
5V IC
5V+B
CPU
CAN I/F
SI
CANH
CANL
ES
20 B
28 B
29 B
30 B
V
20 NA1 (LHD)
5 NA4 (RHD)
LG
V (RHD)
V (LHD)
W (RHD)
W (LHD)
W–B
LG
V(RHD)
W(RHD)
V(LHD)
W(LHD)
N6

A 13
Black

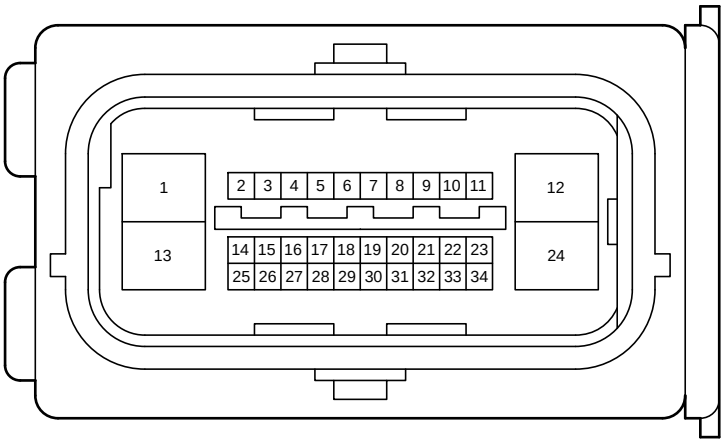

A 21
White

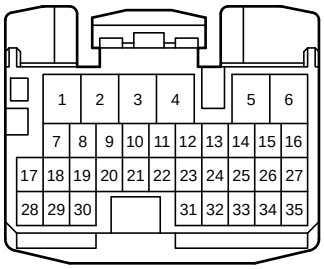

D 5
Black

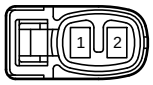

D 6
Black

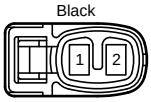

D 7
Black

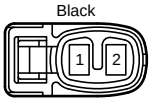

D 8
Black

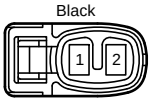

F 4
White

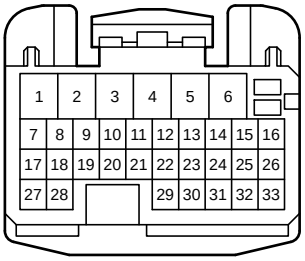

F 48
Black

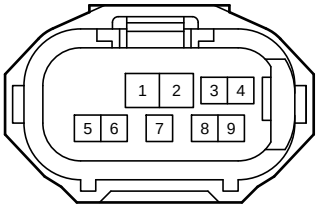

F 65
Gray

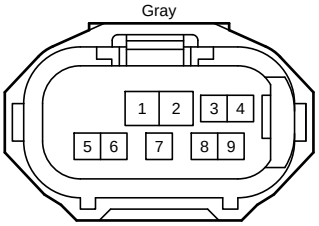

F 66
Gray

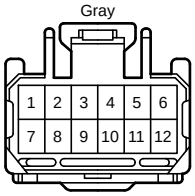

F 67
Black

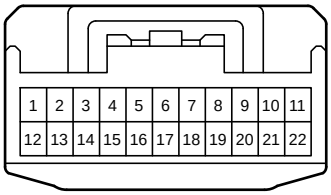

N 10
Black

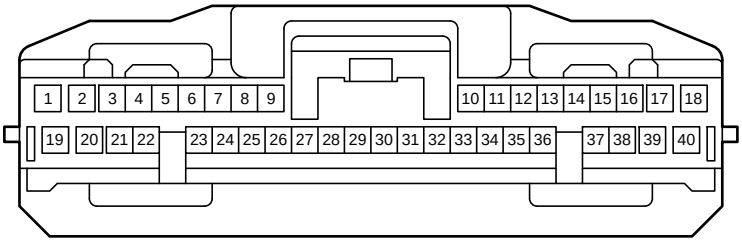

N 12
White

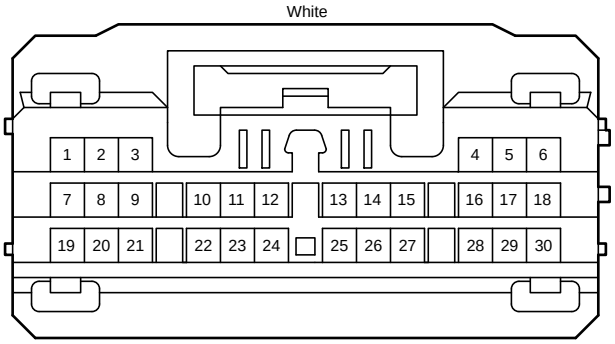

N 40
Black

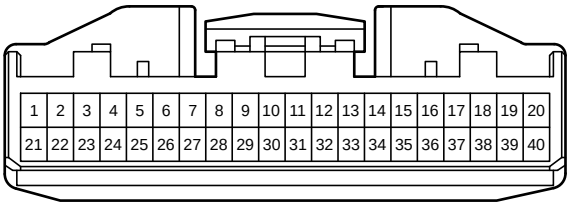

N 45
Black

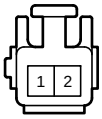

N 57
White

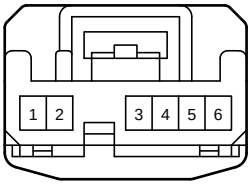

N 62
Black

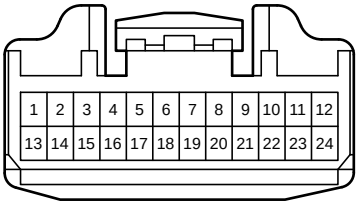

N 82
White

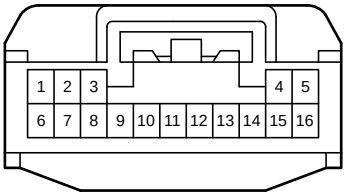

N106
Gray

N107
White

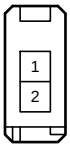

N109
White

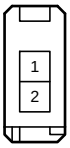

N112
White

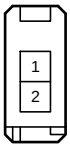

N113
White

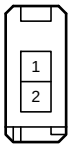

N114
White

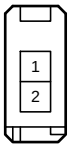

N115
White

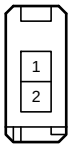

N116
White

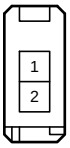

N119
White

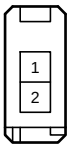

N121
White

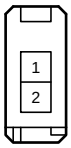

N122
White

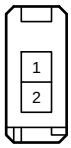

N123
Blue

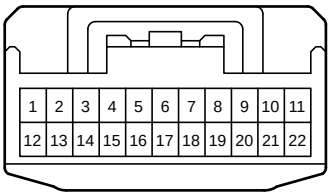

N127
Blue

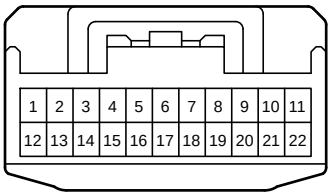

N128
Blue

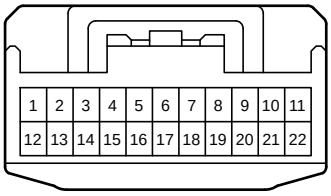

N132
Black

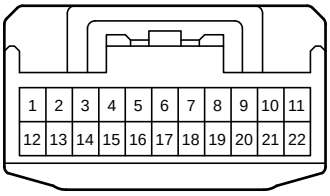

N134
Black

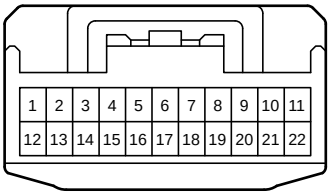

N149
Blue

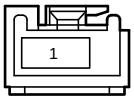

N150
Blue

N155
Black

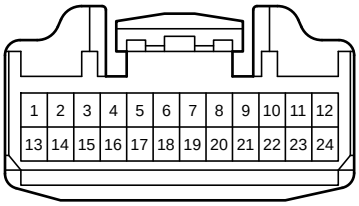

N156
Blue

N162
White

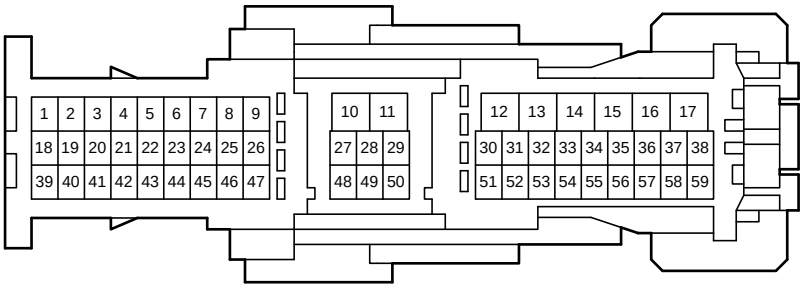

N169
Green

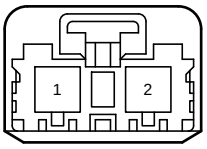

U 49
White

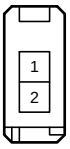

U 50
White

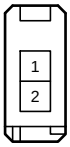

U 51
White

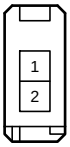

b 5
Black

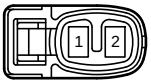

b 6
Black

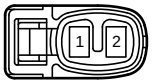

b 7
Black

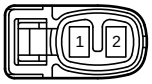

b 8
Black

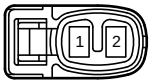

4A
White

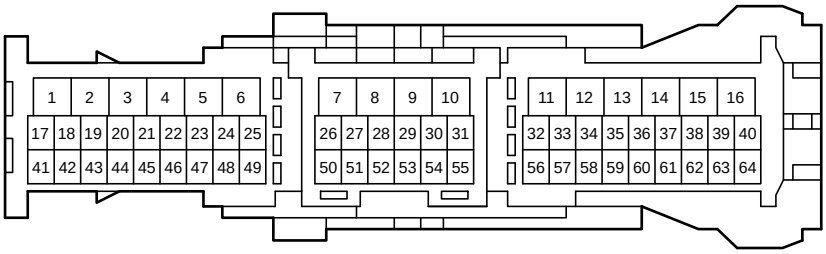

4B
White

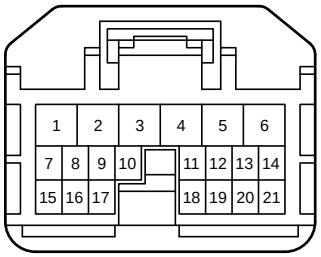

5A
White

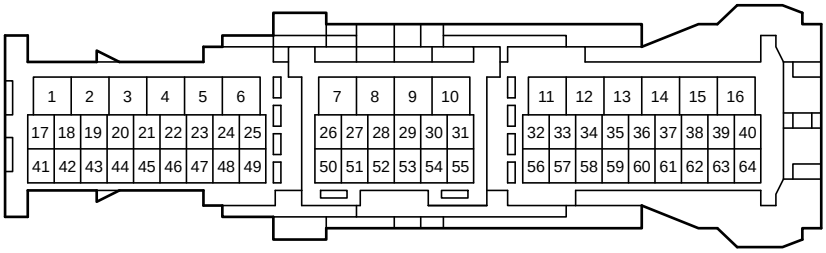

5D
White

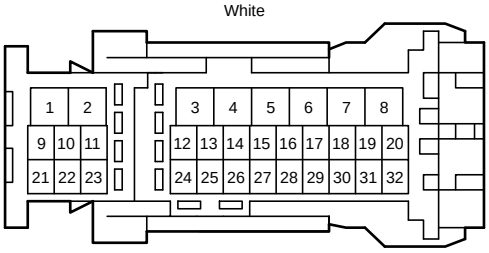

AD1
Black

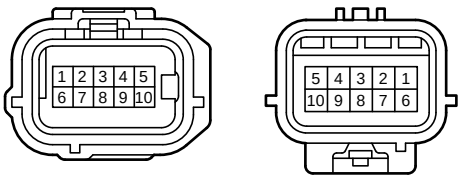

AU1
White

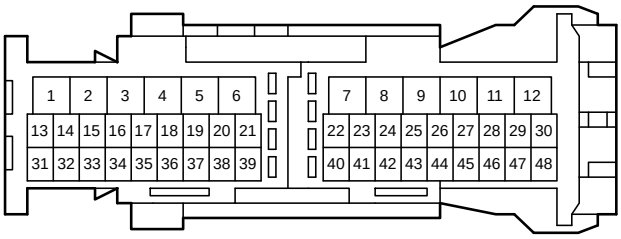

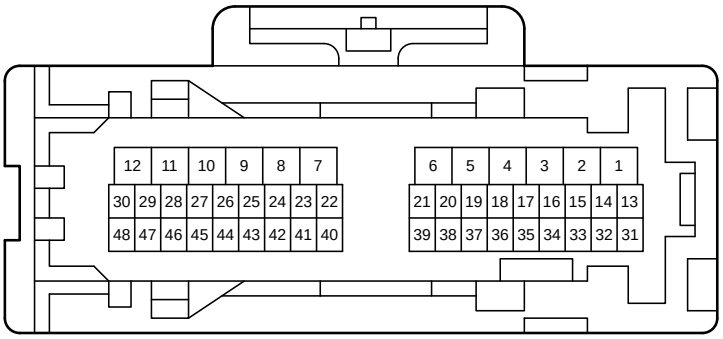

FA1
White

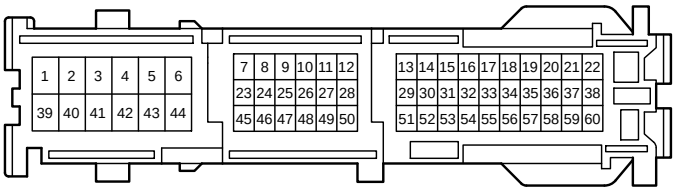

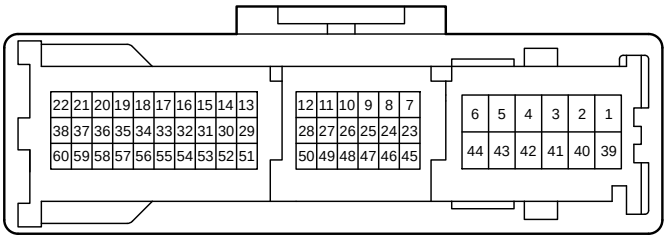

NA1
White

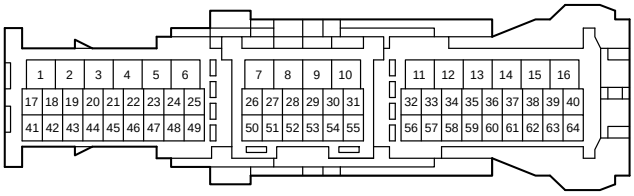

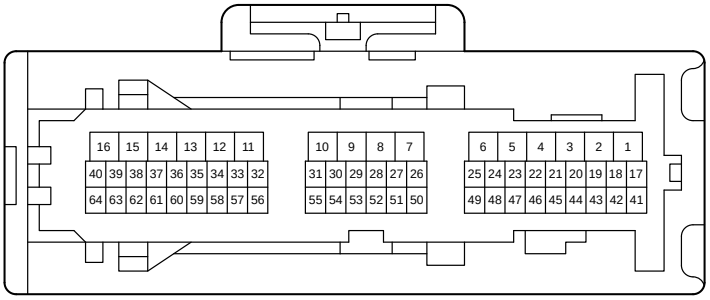

NA2
White

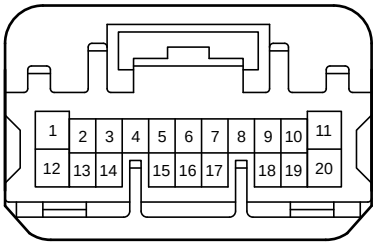

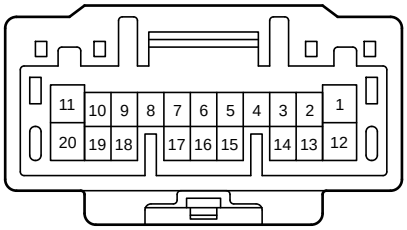

NA3
White

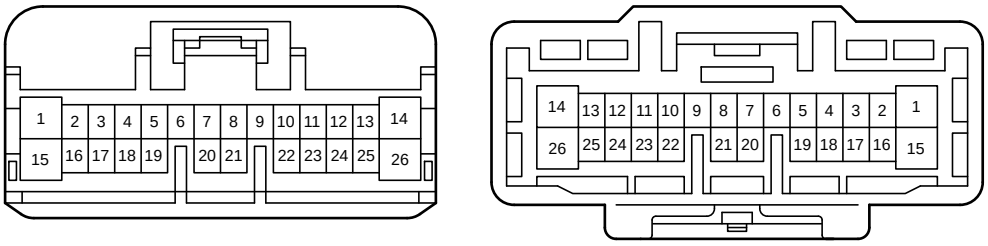

NA4
Gray

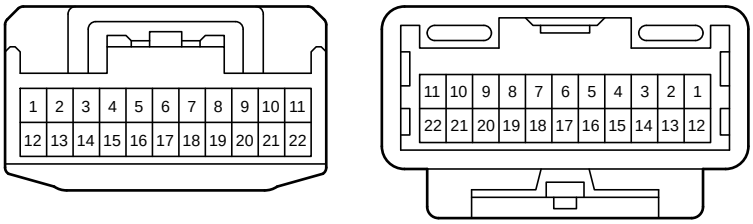

NU1
White

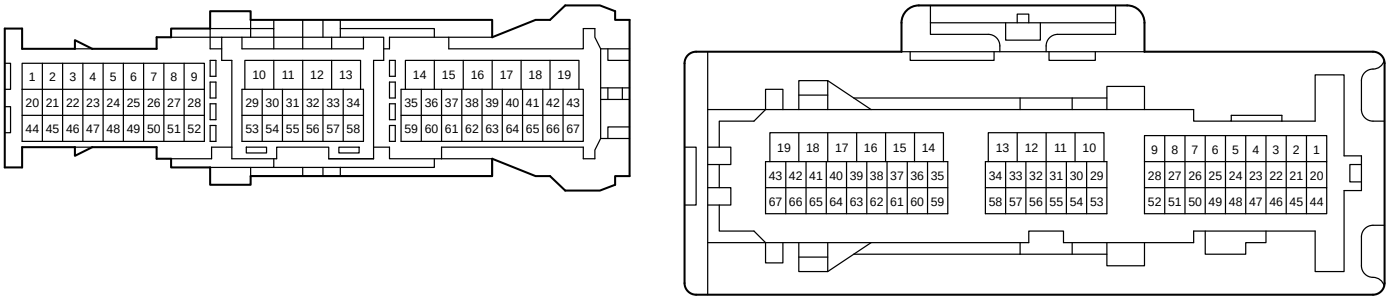

NU2
White

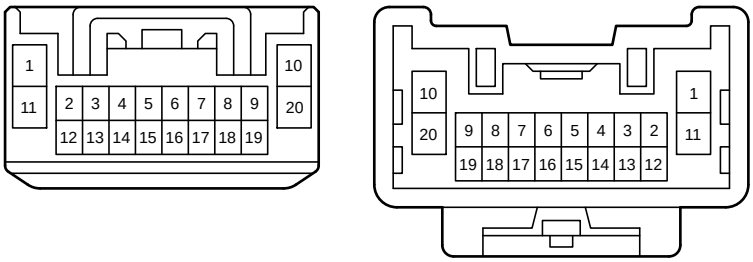

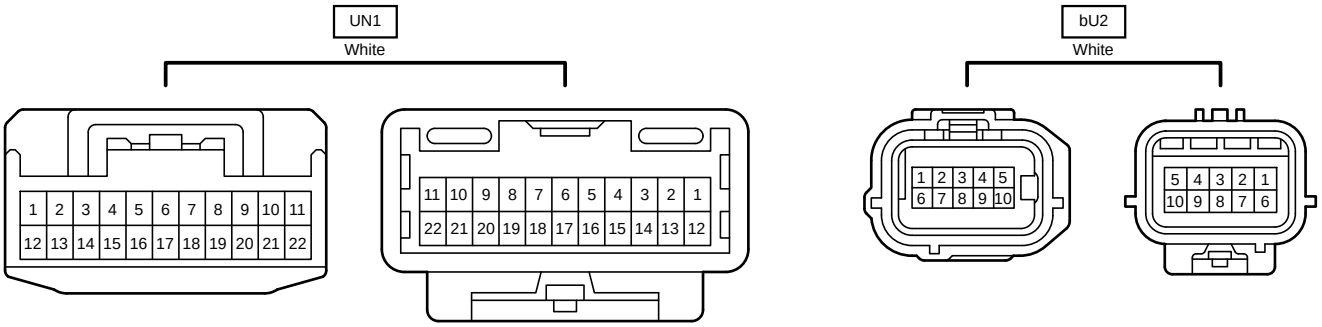
UN1
White
1 2 3 4 5 6 7 8 9 10 11
12 13 14 15 16 17 18 19 20 21 22
11 10 9 8 7 6 5 4 3 2 1
22 21 20 19 18 17 16 15 14 13 12
bU2
White
1 2 3 4 5
6 7 8 9 10
5 4 3 2 1
10 9 8 7 6