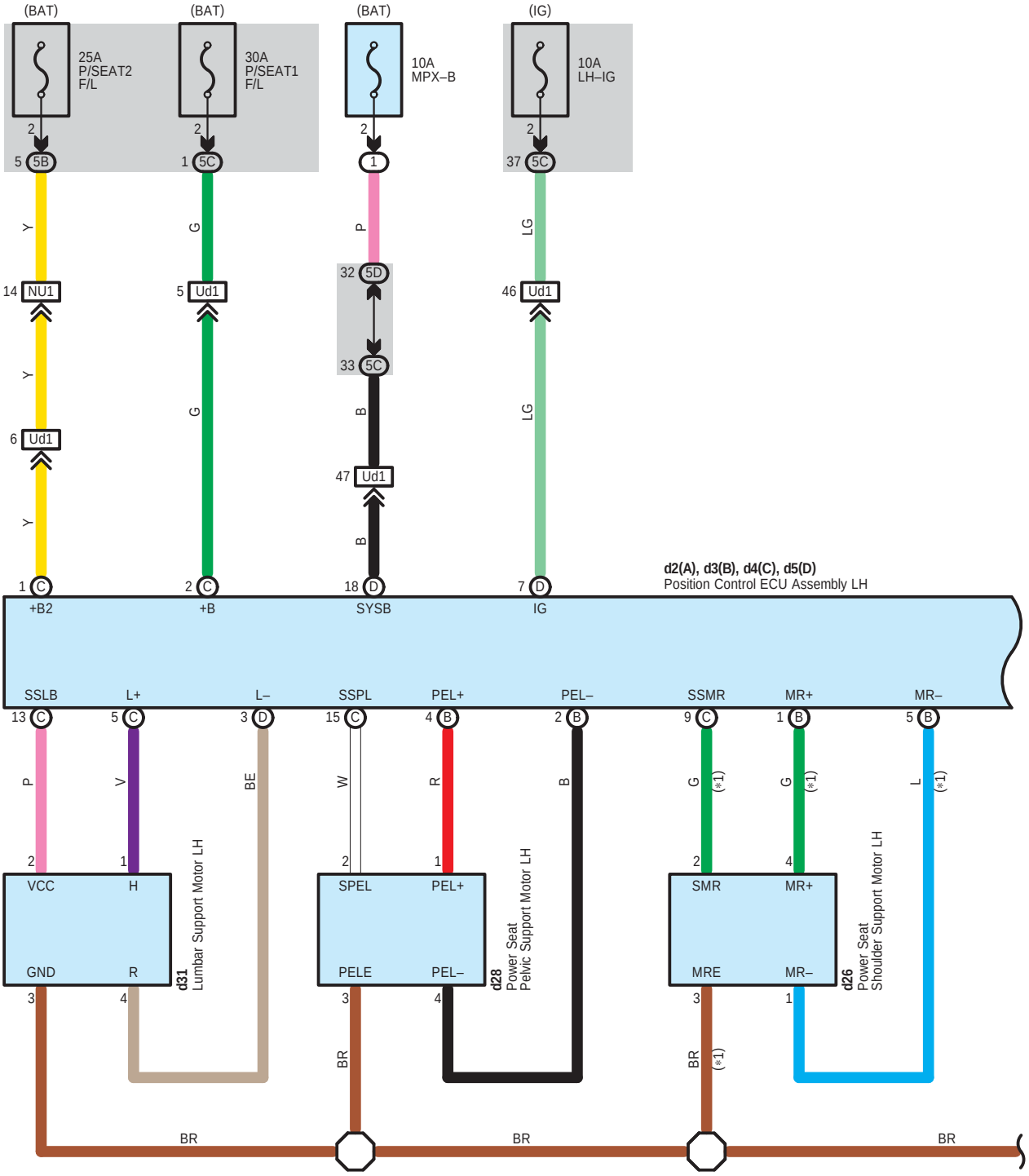
(BAT)
25A
P/SEAT2
F/L
(BAT)
30A
P/SEAT1
F/L
(BAT)
10A
MPX–B
(IG)
10A
LH–IG
5 5B
1 5C
1
37 5C
Y
G
P
LG
14 NU1
5 Ud1
32 5D
33 5C
46 Ud1
Y
G
B
LG
6 Ud1
47 Ud1
Y
B
1 C
2 C
18 D
7 D
+B2
+B
SYSB
IG
d2(A), d3(B), d4(C), d5(D)
Position Control ECU Assembly LH
SSLB
L+
L–
SSPL
PEL+
PEL–
SSMR
MR+
MR–
13 C
5 C
3 D
15 C
4 B
2 B
9 C
1 B
5 B
P
V
BE
W
R
B
G (*1)
G (*1)
L (*1)
VCC
H
GND
R
d31
Lumbar Support Motor LH
SPEL
PEL+
PELE
PEL–
d28
Power Seat
Pelvic Support Motor LH
SMR
MR+
MRE
MR–
d26
Power Seat
Shoulder Support Motor LH
BR
BR (*1)
BR
BR
BR

＊1 : 18–Way Seat Position

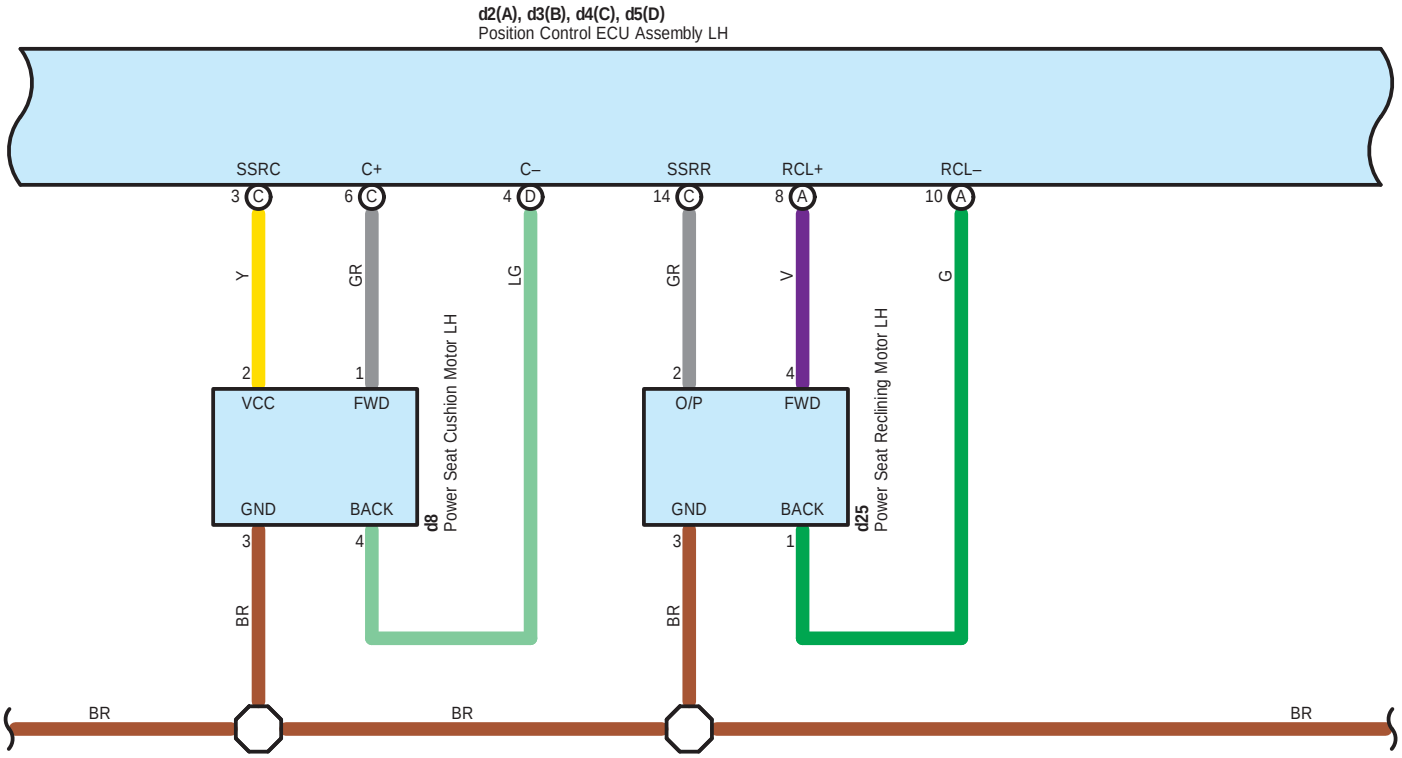

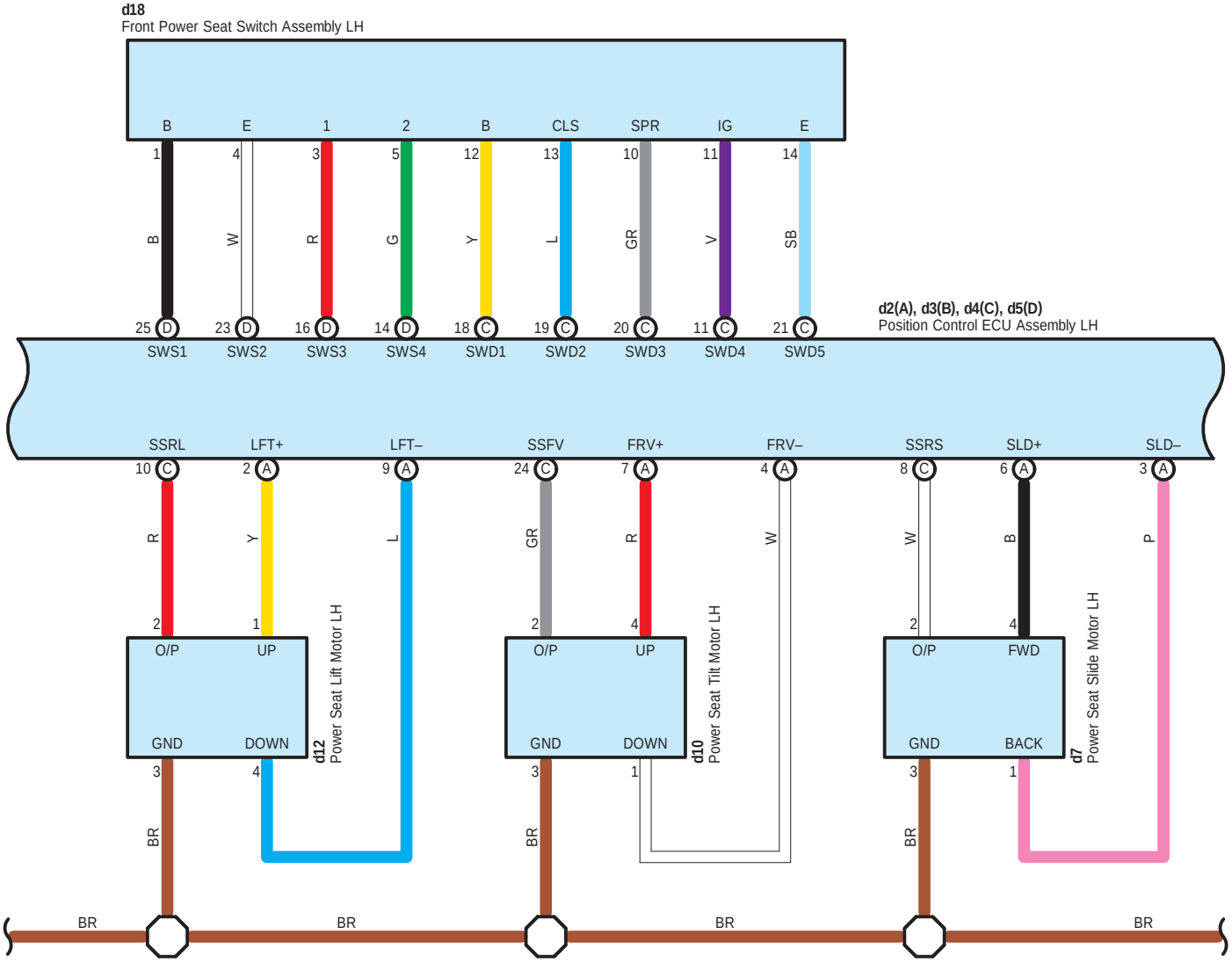
d18
Front Power Seat Switch Assembly LH
B
E
1
2
B
CLS
SPR
IG
E
1
4
3
5
12
13
10
11
14
B
W
R
G
Y
L
GR
V
SB
25 D
23 D
16 D
14 D
18 C
19 C
20 C
11 C
21 C
SWS1
SWS2
SWS3
SWS4
SWD1
SWD2
SWD3
SWD4
SWD5
d2(A), d3(B), d4(C), d5(D)
Position Control ECU Assembly LH
SSRL
LFT+
LFT–
SSFV
FRV+
FRV–
SSRS
SLD+
SLD–
10 C
2 A
9 A
24 C
7 A
4 A
8 C
6 A
3 A
R
Y
L
GR
R
W
W
B
P
2
1
2
4
2
4
O/P
UP
GND
DOWN
d12
Power Seat Lift Motor LH
O/P
UP
GND
DOWN
d10
Power Seat Tilt Motor LH
O/P
FWD
GND
BACK
d7
Power Seat Slide Motor LH
3
4
3
1
3
1
BR
BR
BR
BR
BR
BR
BR
BR

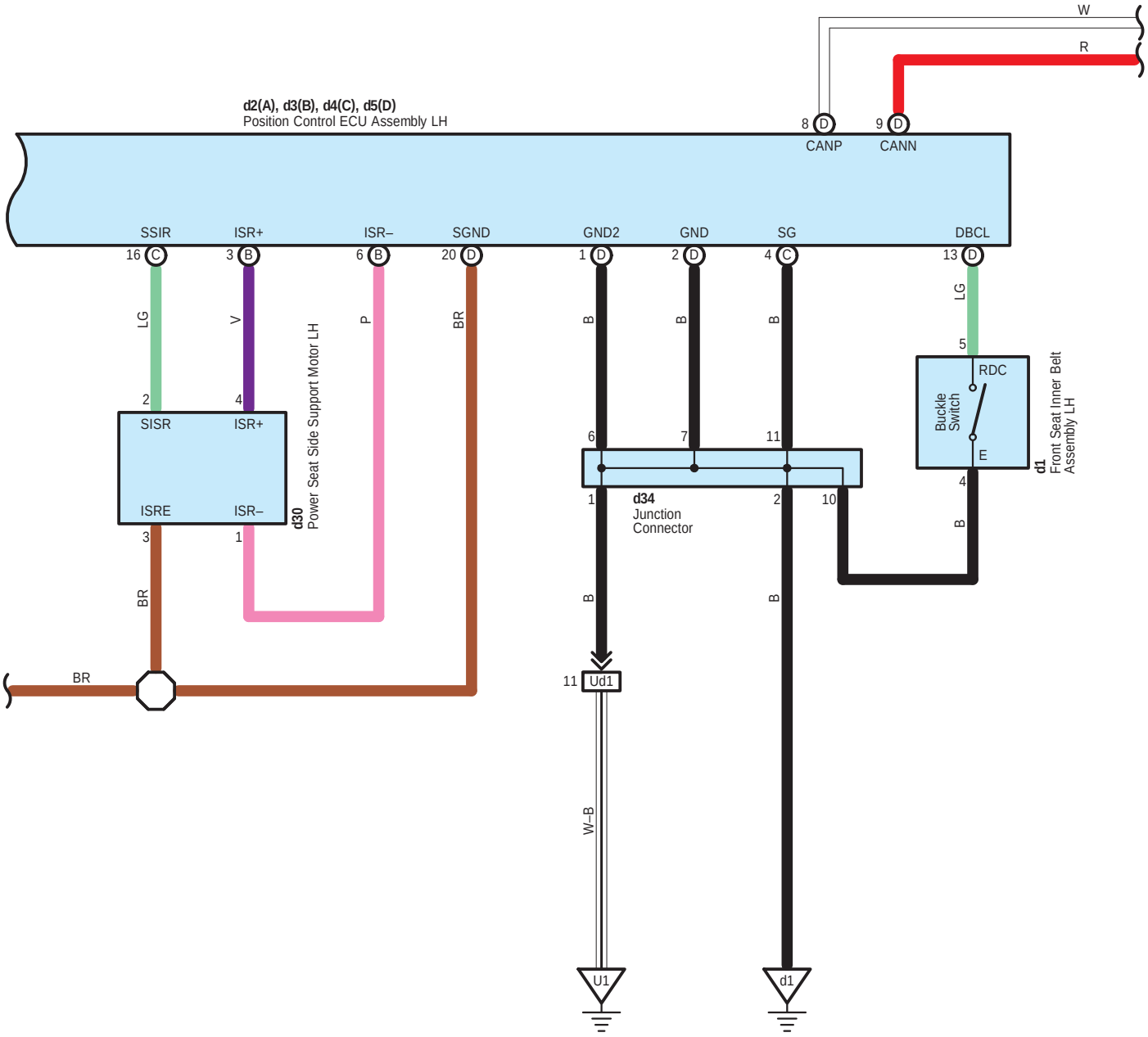
W
R
d2(A), d3(B), d4(C), d5(D)
Position Control ECU Assembly LH
8 D
CANP
9 D
CANN
SSIR
ISR+
ISR–
SGND
GND2
GND
SG
DBCL
16 C
3 B
6 B
20 D
1 D
2 D
4 C
13 D
LG
V
P
BR
B
B
B
LG
2
4
SISR
ISR+
ISRE
ISR–
3
1
d30
Power Seat Side Support Motor LH
6
7
11
1
d34
Junction
Connector
2
10
5
RDC
Buckle
Switch
E
4
d1
Front Seat Inner Belt
Assembly LH
B
BR
B
B
BR
11 Ud1
W–B
U1
d1

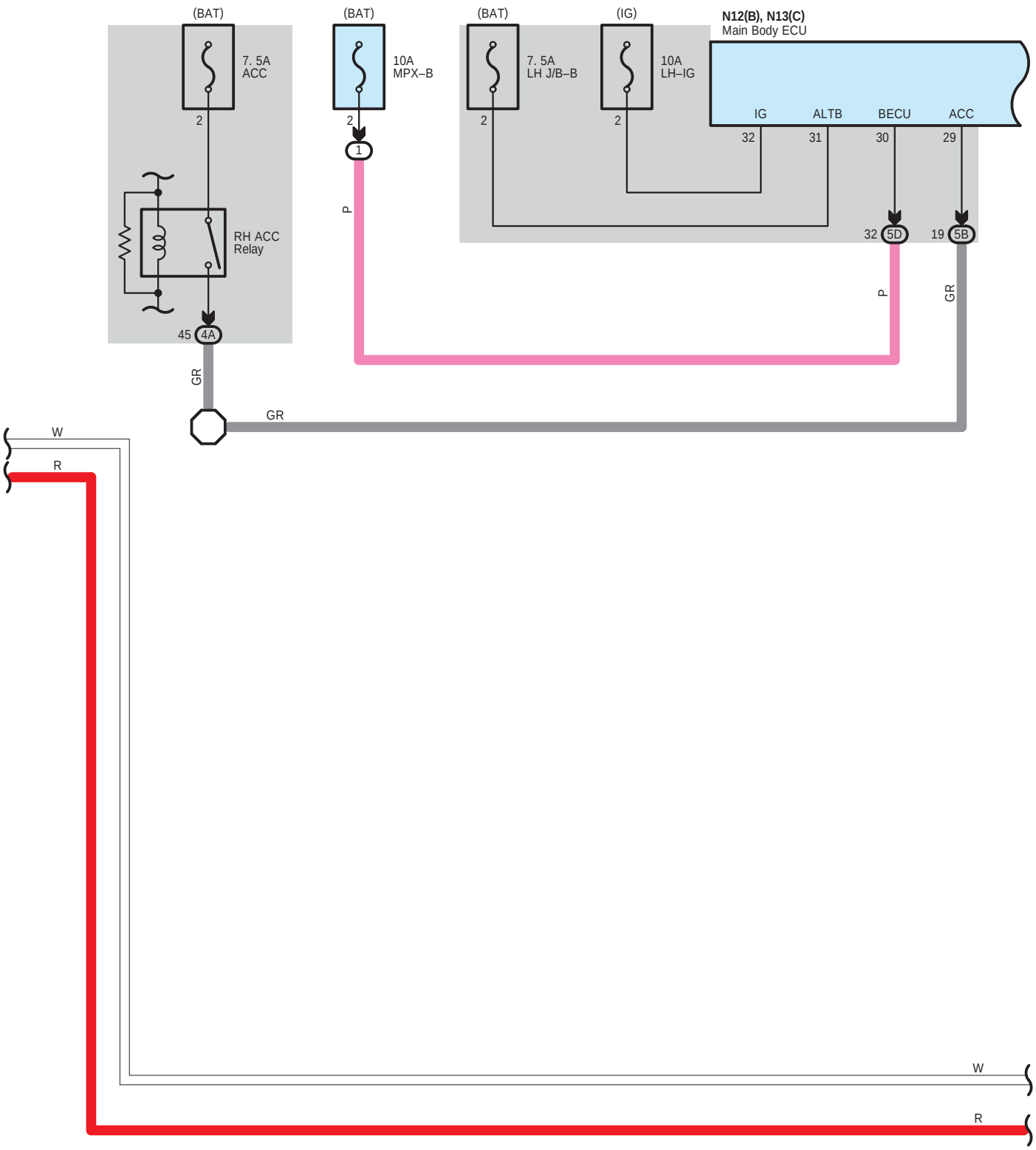
(BAT)
7. 5A
ACC
2
RH ACC
Relay
45
4A
GR
(BAT)
10A
MPX–B
2
1
P
(BAT)
7. 5A
LH J/B–B
2
(IG)
10A
LH–IG
2
N12(B), N13(C)
Main Body ECU
IG
ALTB
BECU
ACC
32
31
30
29
32
5D
19
5B
P
GR
GR
W
R
W
R

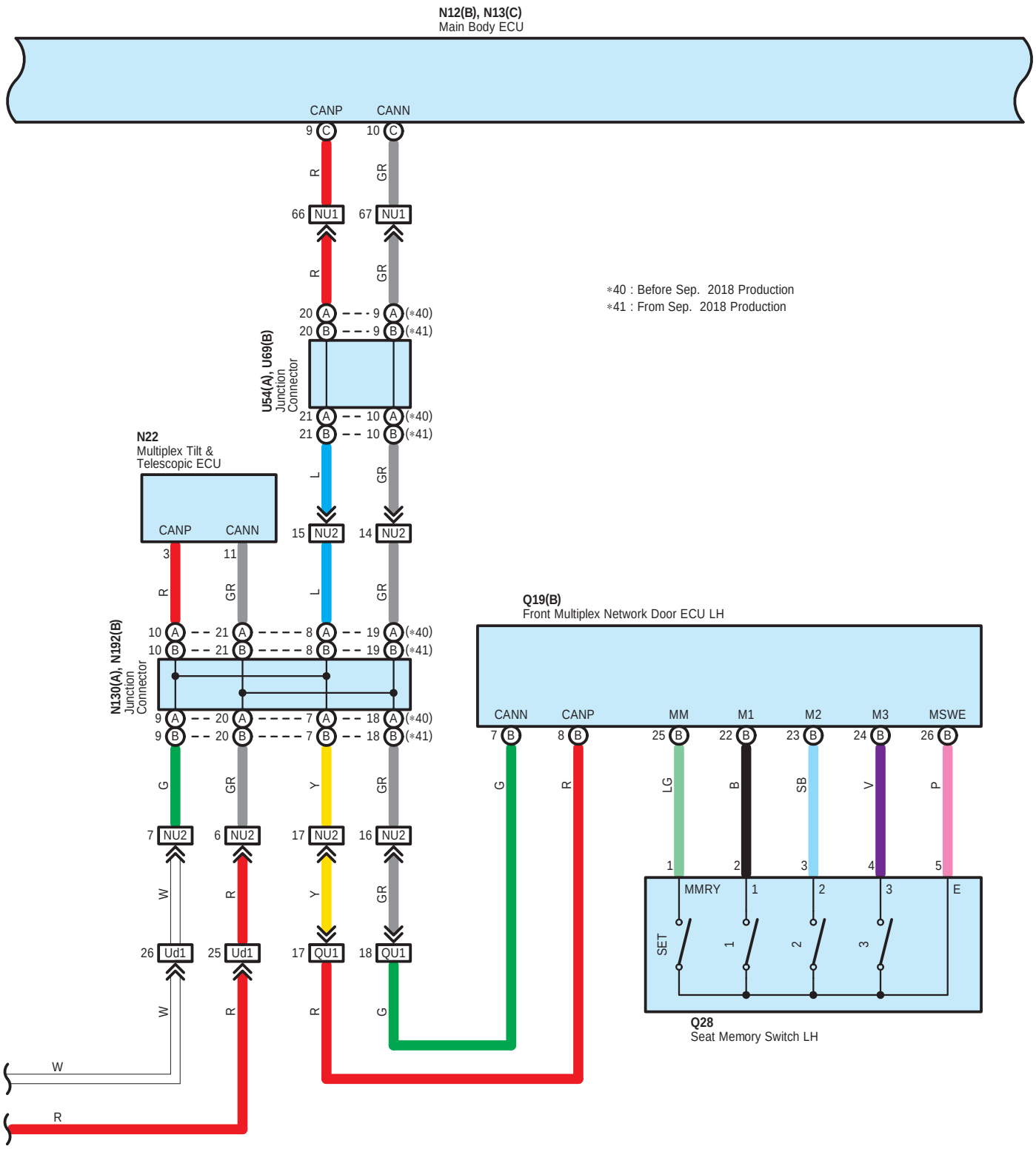

*40 : Before Sep. 2018 Production
*41 : From Sep. 2018 Production

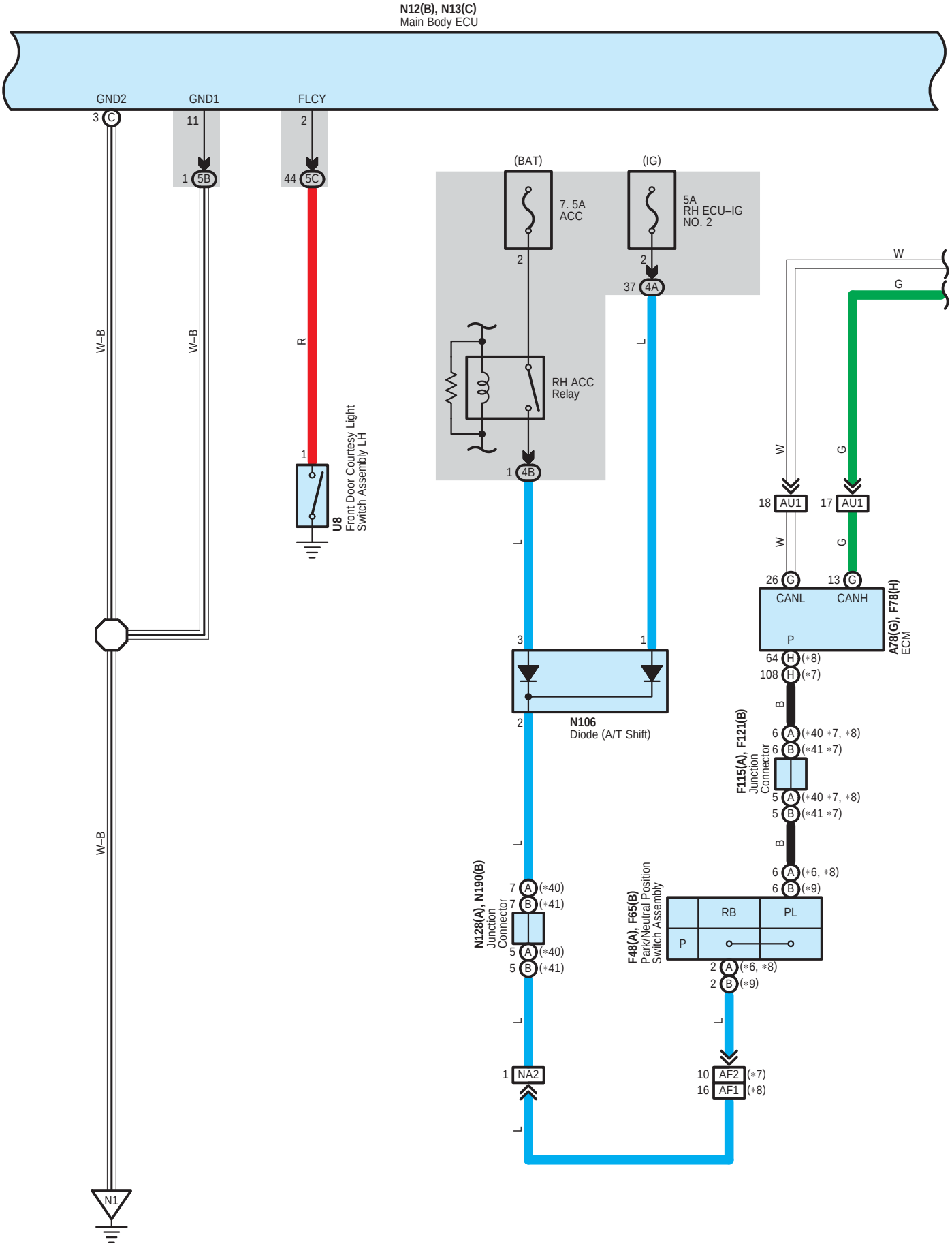
N12(B), N13(C)
Main Body ECU
GND2
GND1
FLCY
3 C
11
1 5B
2
44 5C
W–B
W–B
R
1
U8
Front Door Courtesy Light Switch Assembly LH
(BAT)
(IG)
7. 5A
ACC
5A
RH ECU–IG
NO. 2
2
2
37 4A
RH ACC
Relay
1 4B
L
L
W
G
W
G
18 AU1
17 AU1
W
G
26 G
13 G
CANL
CANH
P
A78(G), F78(H)
ECM
64 H (*8)
108 H (*7)
B
3
1
2
N106
Diode (A/T Shift)
6 A (*40 *7, *8)
6 B (*41 *7)
F115(A), F121(B)
Junction Connector
5 A (*40 *7, *8)
5 B (*41 *7)
B
L
6 A (*6, *8)
6 B (*9)
N128(A), N190(B)
Junction Connector
7 A (*40)
7 B (*41)
5 A (*40)
5 B (*41)
F48(A), F65(B)
Park/Neutral Position Switch Assembly
RB
PL
P
2 A (*6, *8)
2 B (*9)
L
L
1 NA2
10 AF2 (*7)
16 AF1 (*8)
L
W–B
N1

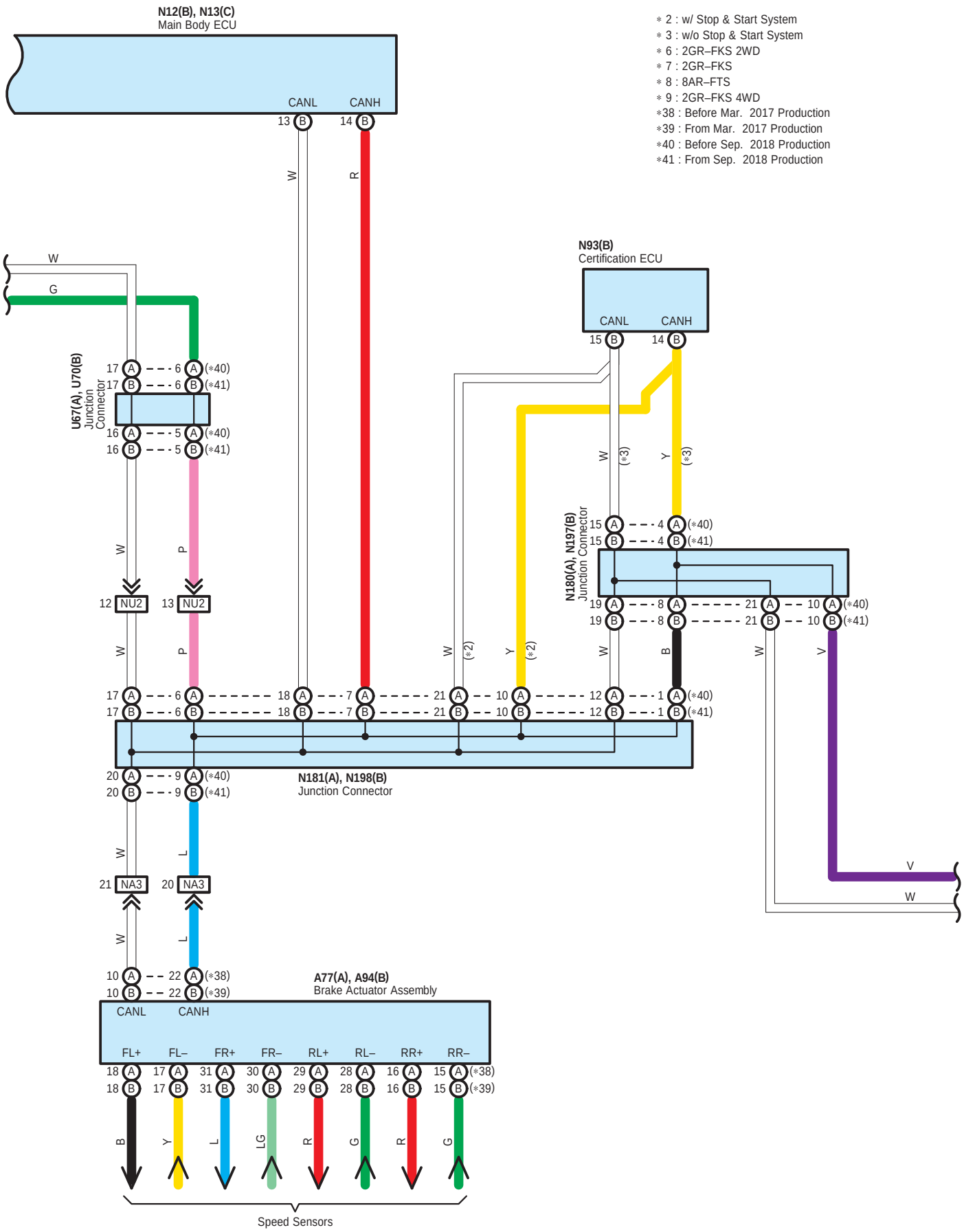
N12(B), N13(C)
Main Body ECU
CANL
CANH
13 B
14 B
W
R
∗ 2 : w/ Stop & Start System
∗ 3 : w/o Stop & Start System
∗ 6 : 2GR–FKS 2WD
∗ 7 : 2GR–FKS
∗ 8 : 8AR–FTS
∗ 9 : 2GR–FKS 4WD
∗38 : Before Mar. 2017 Production
∗39 : From Mar. 2017 Production
∗40 : Before Sep. 2018 Production
∗41 : From Sep. 2018 Production
N93(B)
Certification ECU
CANL
CANH
15 B
14 B
W
G
U67(A), U70(B)
Junction
Connector
17 A 6 A (∗40)
17 B 6 B (∗41)
16 A 5 A (∗40)
16 B 5 B (∗41)
W (∗3)
Y (∗3)
N180(A), N197(B)
Junction Connector
15 A 4 A (∗40)
15 B 4 B (∗41)
W
P
12 NU2
13 NU2
19 A 8 A 21 A 10 A (∗40)
19 B 8 B 21 B 10 B (∗41)
W
P
W (∗2)
Y (∗2)
W
B
W
V
17 A 6 A 18 A 7 A 21 A 10 A 12 A 1 A (∗40)
17 B 6 B 18 B 7 B 21 B 10 B 12 B 1 B (∗41)
20 A 9 A (∗40)
20 B 9 B (∗41)
N181(A), N198(B)
Junction Connector
W
L
21 NA3
20 NA3
V
W
W
L
10 A 22 A (∗38)
10 B 22 B (∗39)
A77(A), A94(B)
Brake Actuator Assembly
CANL
CANH
FL+
FL–
FR+
FR–
RL+
RL–
RR+
RR–
18 A 17 A 31 A 30 A 29 A 28 A 16 A 15 A (∗38)
18 B 17 B 31 B 30 B 29 B 28 B 16 B 15 B (∗39)
B
Y
L
LG
R
G
R
G
Speed Sensors

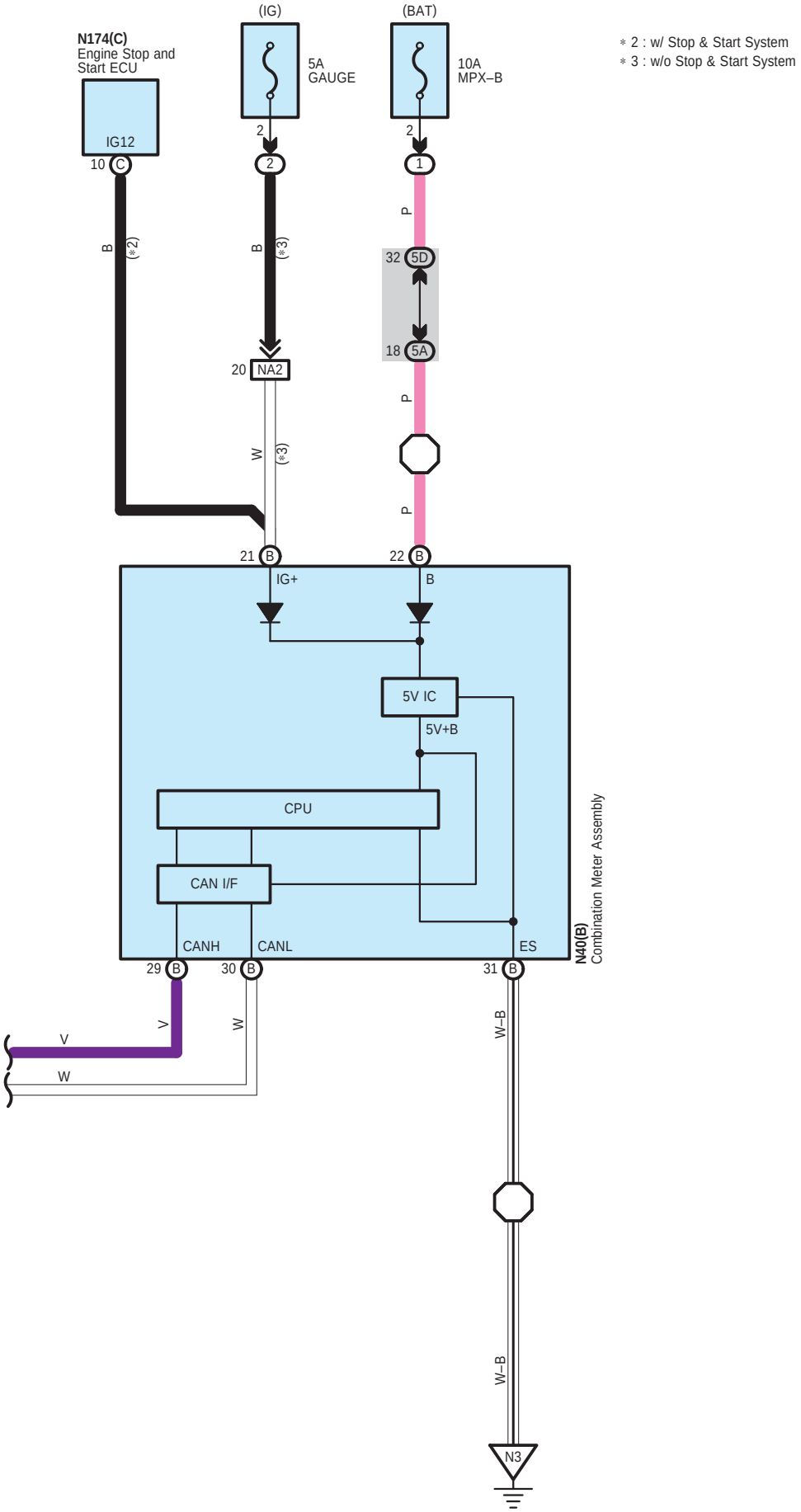
N174(C)
Engine Stop and Start ECU
IG12
10 C
(IG)
5A GAUGE
2
2
B
(*2)
B
(*3)
20 NA2
W
(*3)
(BAT)
10A MPX–B
2
1
P
32 5D
18 5A
P
P
21 B
22 B
IG+
B
5V IC
5V+B
CPU
CAN I/F
CANH
CANL
ES
29 B
30 B
31 B
V
V
W
W
W–B
W–B
N3
N40(B)
Combination Meter Assembly
* 2 : w/ Stop & Start System
* 3 : w/o Stop & Start System

A 77
Black

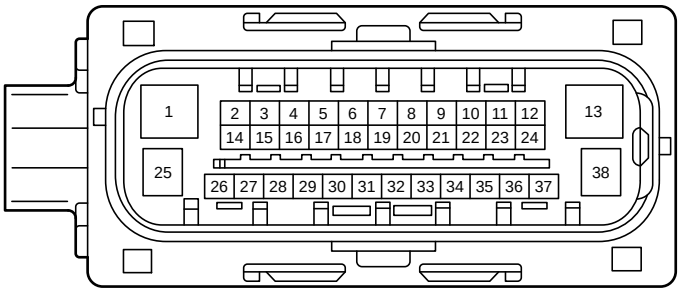

A 78
Black

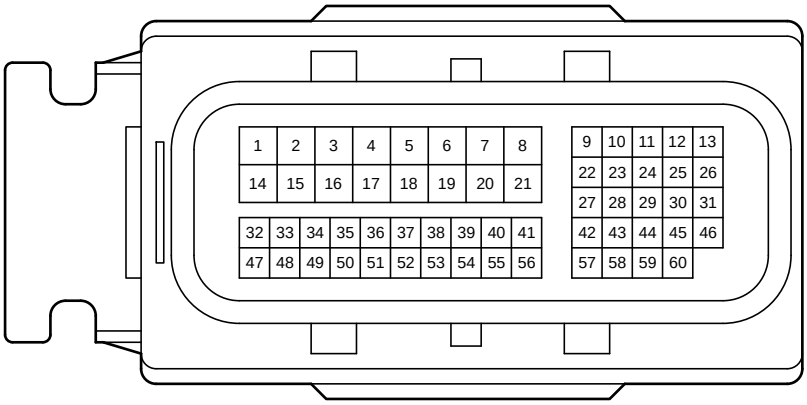

A 94
Black

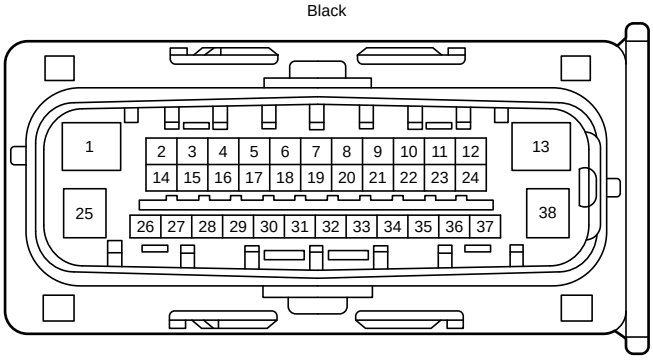

F 48
Black

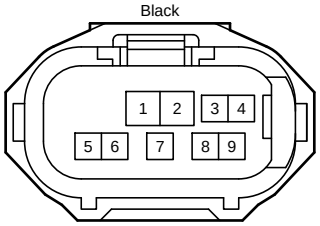

F 65
Gray

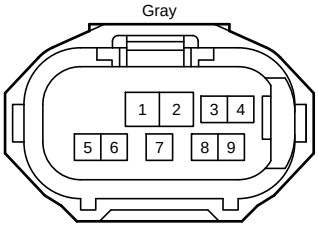

F 78
Black

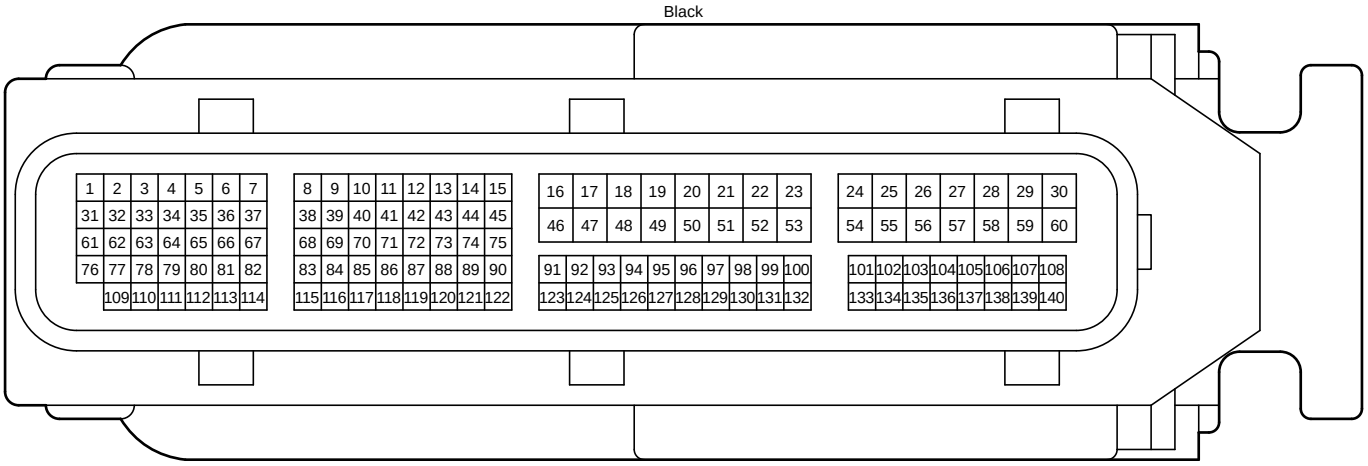

F115
Blue

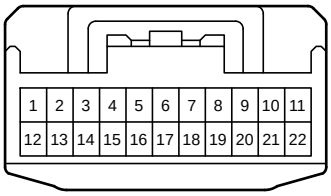

F121
Black

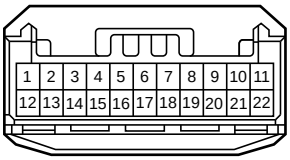

N 12
White

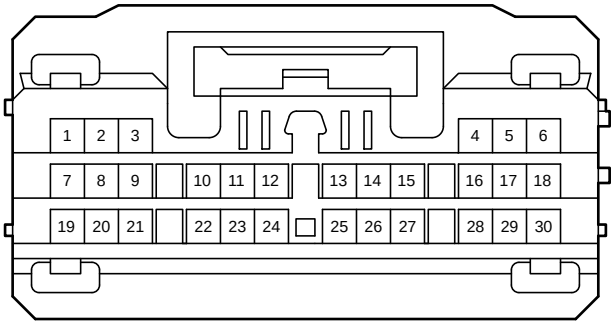

N 13
White

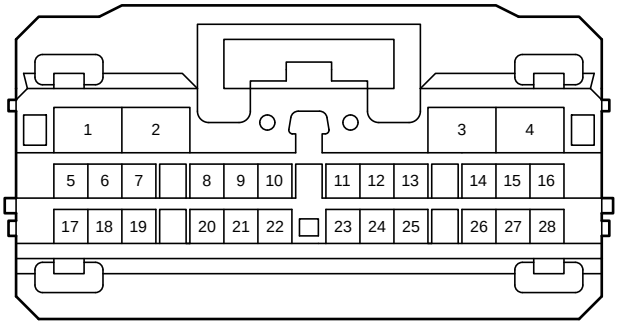

N 22
Black

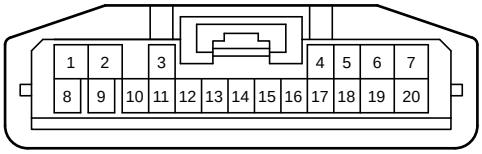

N 40
Black

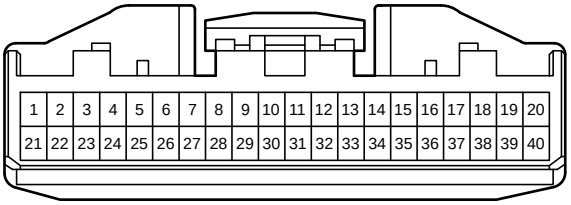

N 93
White

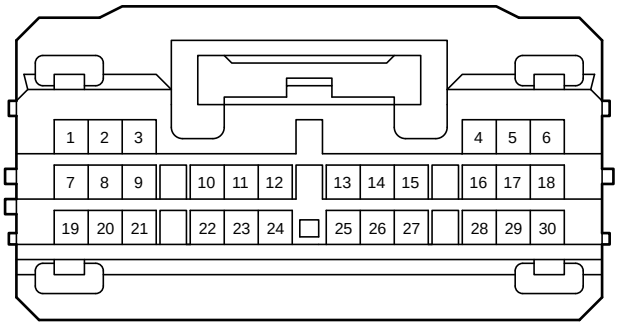

N106
Gray

N128
Blue

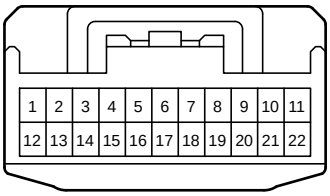

N130
Black

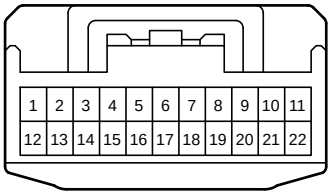

N174
Black

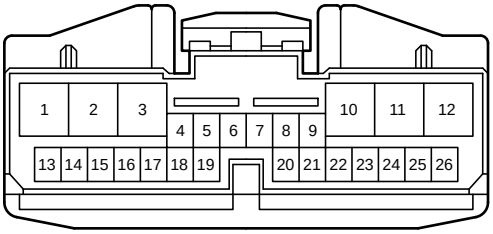

N180
Gray

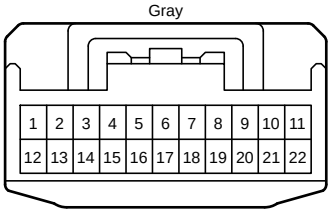

N181
Gray

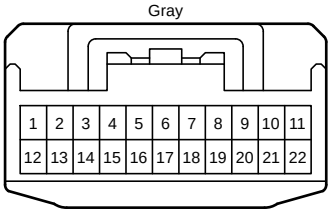

N190
Black

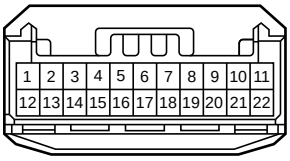

N192
Black

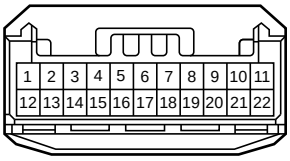

N197
Black

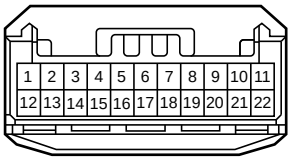

N198
Black

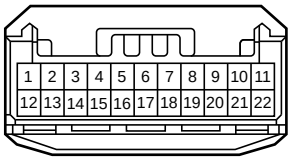

Q 19
White

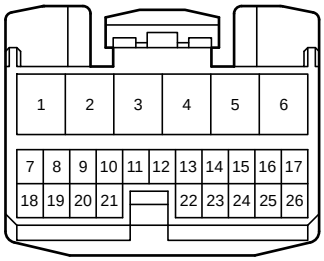

Q 28
White

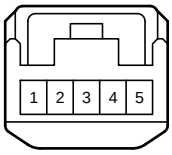

U 8
Black

U 54
Blue

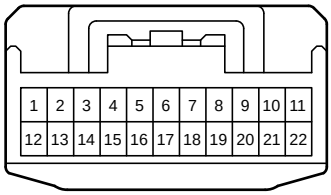

U 67
Gray

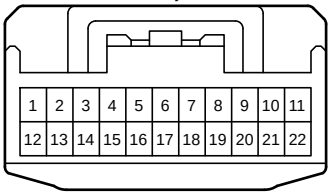

U 69
Black

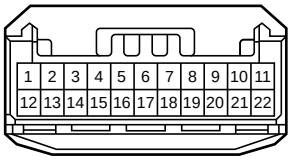

U 70
Black

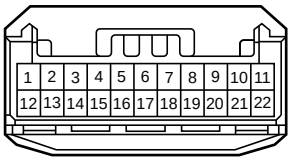

d 1
White

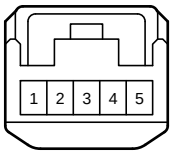

d 2
White

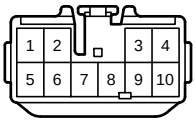

d 3
White

d 4
White

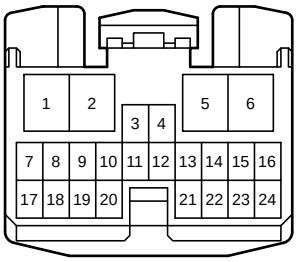

d 5
White

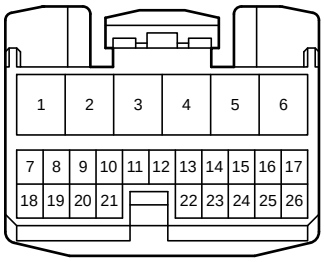

d 7
Black

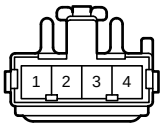

d 8
Black

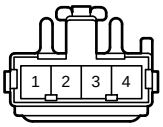

d 10
Black

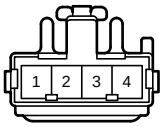

d 12
White

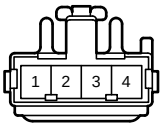

d 18
Black

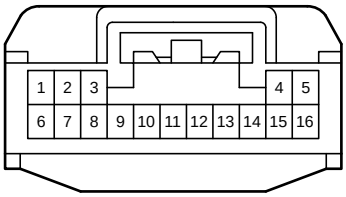

d 25
Green

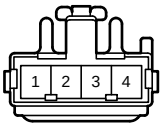

d 26
White

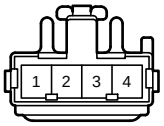

d 28
Black

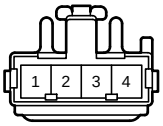

d 30
Blue

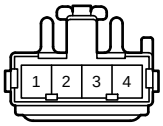

d 31
Gray

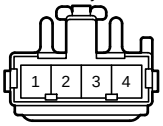

d 34
Black

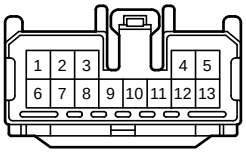

4A
White

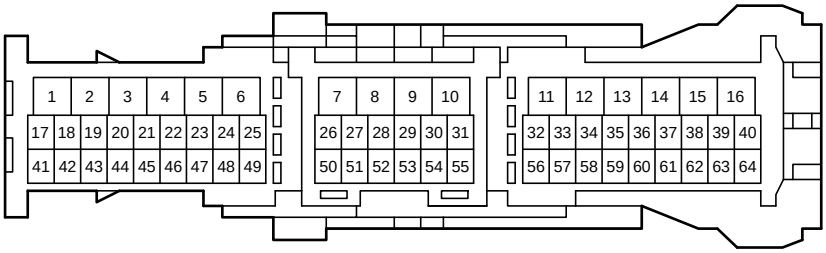

4B
White

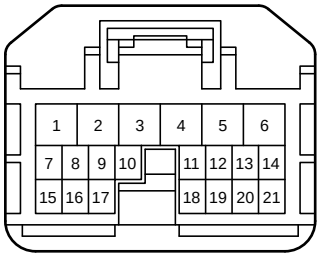

5A
White

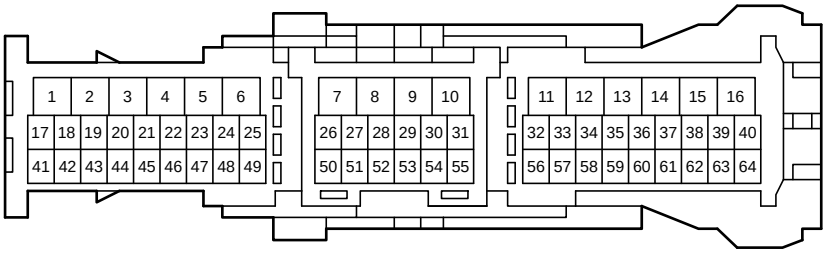

5B
White

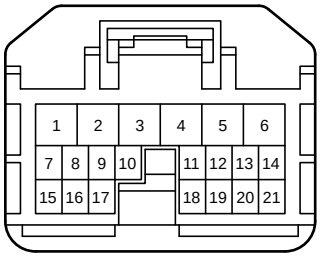

5C
White

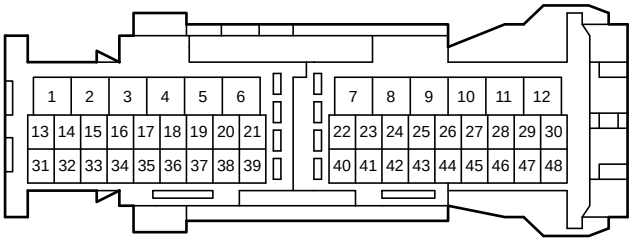

5D
White

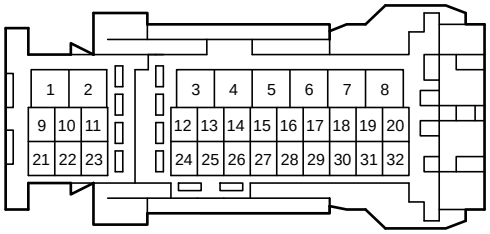

AF1
Gray

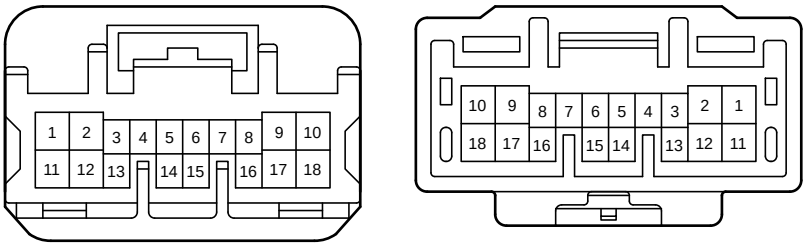

AF2
White

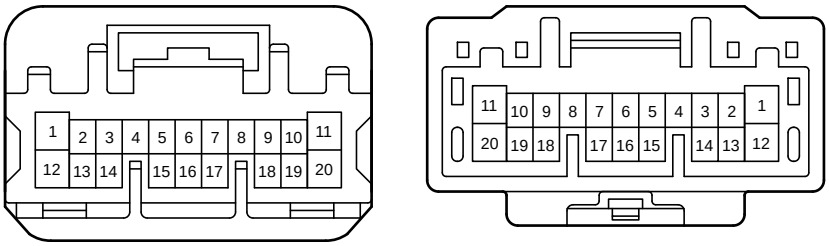

AU1
White

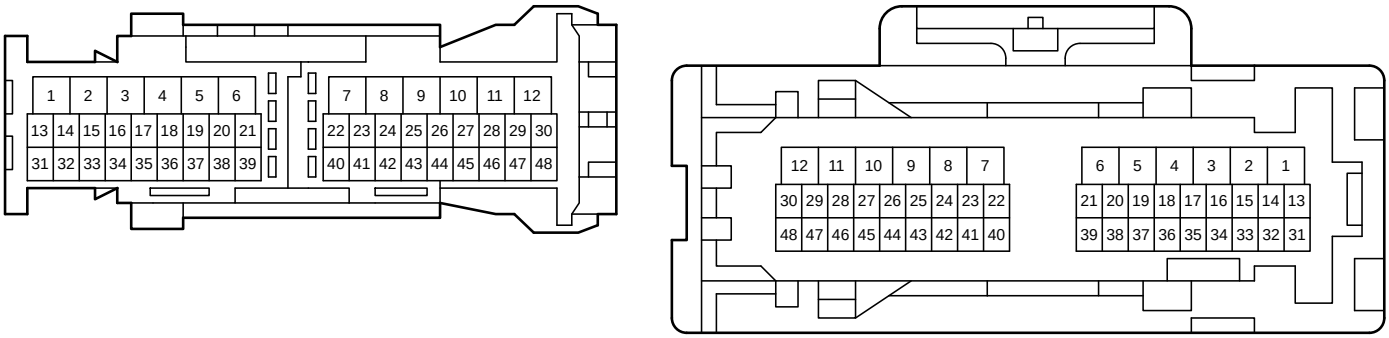

NA2
White

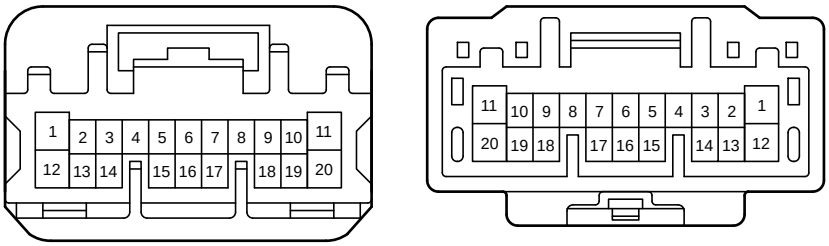

NA3
White

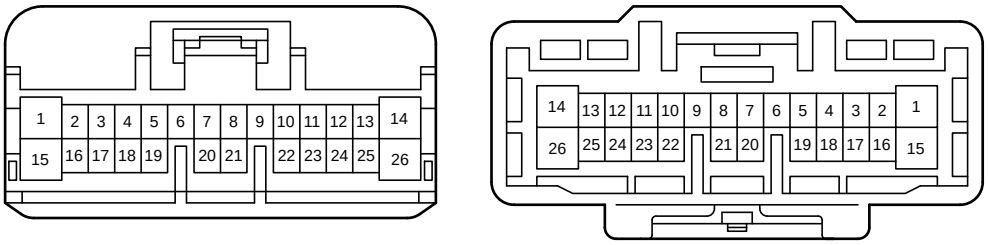

NU1
White

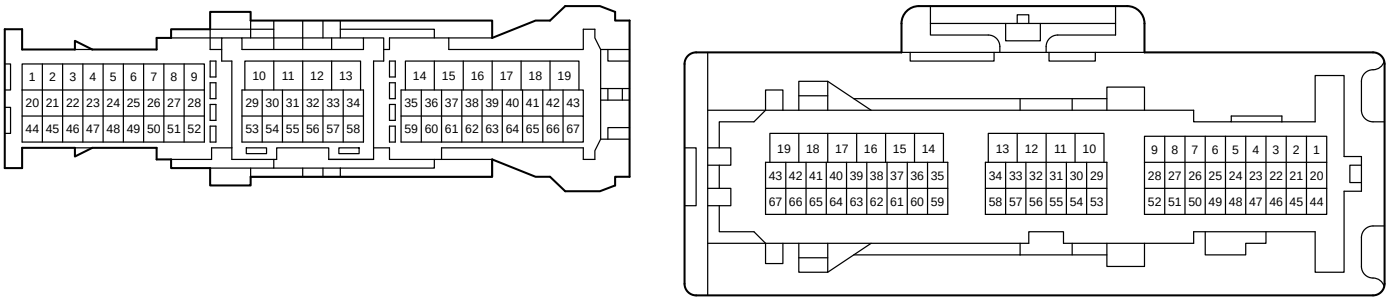

NU2
White

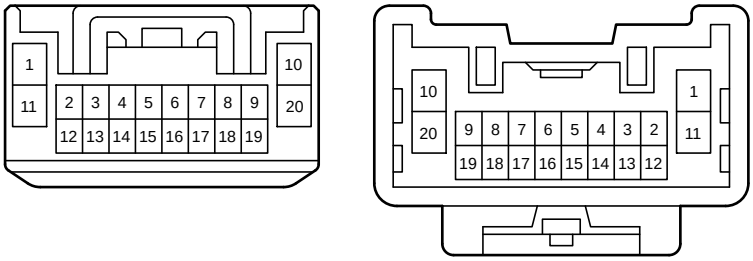

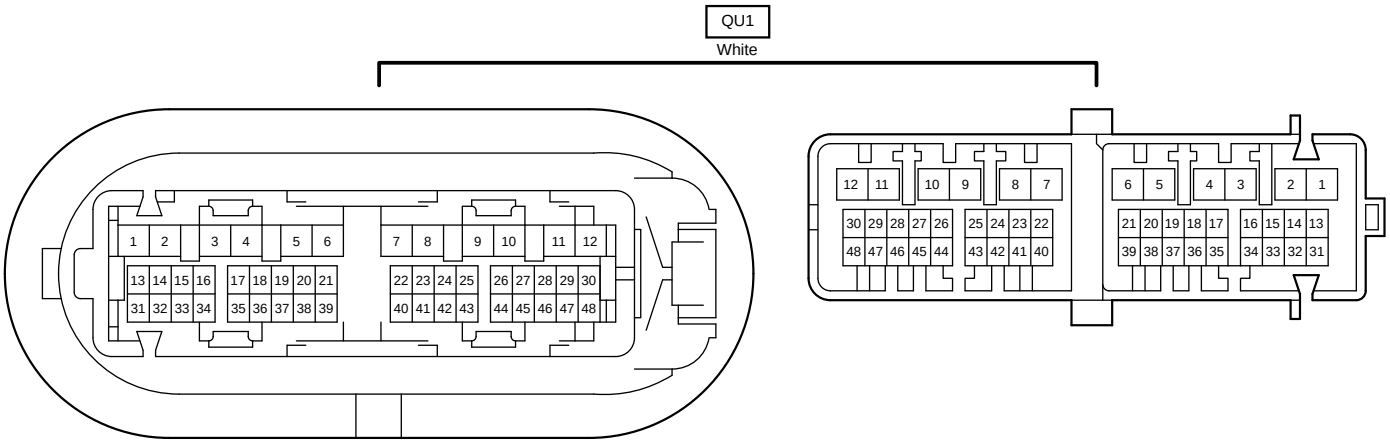
QU1
White
1 2 3 4 5 6 7 8 9 10 11 12
13 14 15 16 17 18 19 20 21 22 23 24 25 26 27 28 29 30
31 32 33 34 35 36 37 38 39 40 41 42 43 44 45 46 47 48
12 11 10 9 8 7 6 5 4 3 2 1
30 29 28 27 26 25 24 23 22 21 20 19 18 17 16 15 14 13
48 47 46 45 44 43 42 41 40 39 38 37 36 35 34 33 32 31

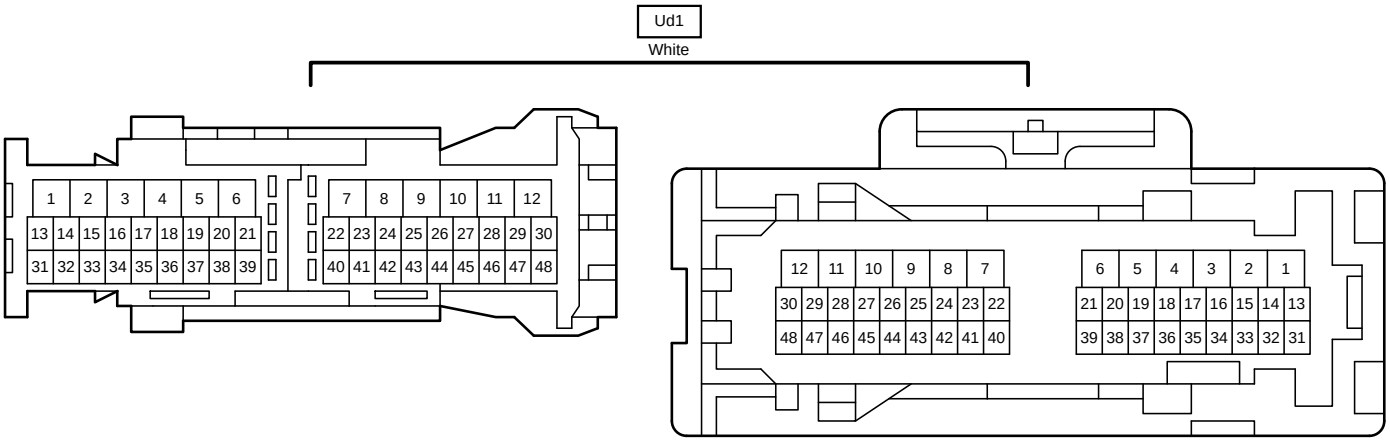
Ud1
White
1 2 3 4 5 6 7 8 9 10 11 12
13 14 15 16 17 18 19 20 21 22 23 24 25 26 27 28 29 30
31 32 33 34 35 36 37 38 39 40 41 42 43 44 45 46 47 48
12 11 10 9 8 7 6 5 4 3 2 1
30 29 28 27 26 25 24 23 22 21 20 19 18 17 16 15 14 13
48 47 46 45 44 43 42 41 40 39 38 37 36 35 34 33 32 31