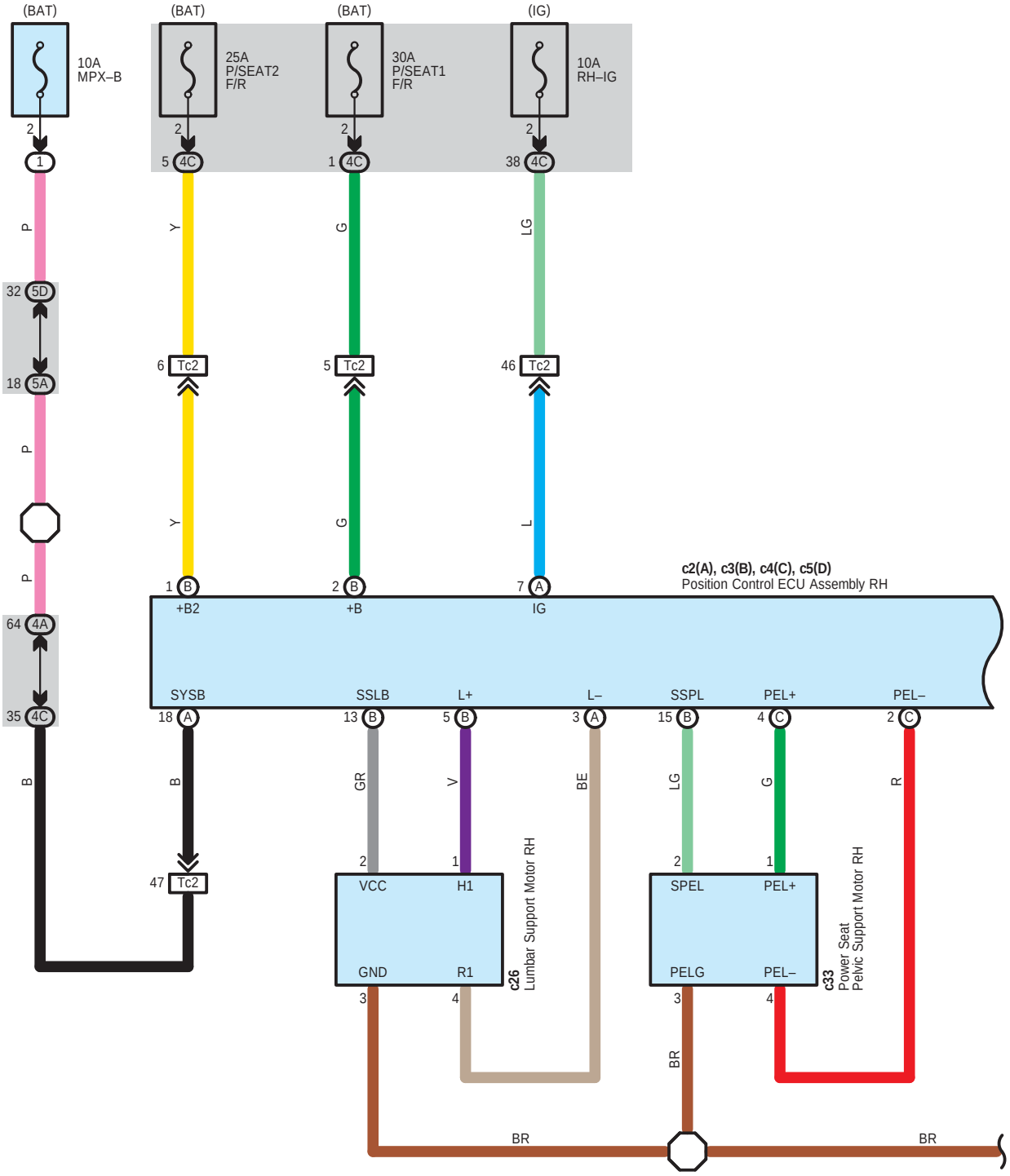
(BAT)
10A
MPX–B
(BAT)
25A
P/SEAT2
F/R
(BAT)
30A
P/SEAT1
F/R
(IG)
10A
RH–IG
2
1
5 4C
1 4C
38 4C
P
Y
G
LG
32 5D
18 5A
6 Tc2
5 Tc2
46 Tc2
P
Y
G
L
P
1 B
2 B
7 A
+B2
+B
IG
c2(A), c3(B), c4(C), c5(D)
Position Control ECU Assembly RH
64 4A
35 4C
SYSB
SSLB
L+
L–
SSPL
PEL+
PEL–
18 A
13 B
5 B
3 A
15 B
4 C
2 C
B
B
GR
V
BE
LG
G
R
47 Tc2
VCC
H1
GND
R1
c26
Lumbar Support Motor RH
SPEL
PEL+
PELG
PEL–
c33
Power Seat
Pelvic Support Motor RH
BR
BR
BR

∗ 1 : w/o Calf Support
∗ 2 : w/ Calf Support

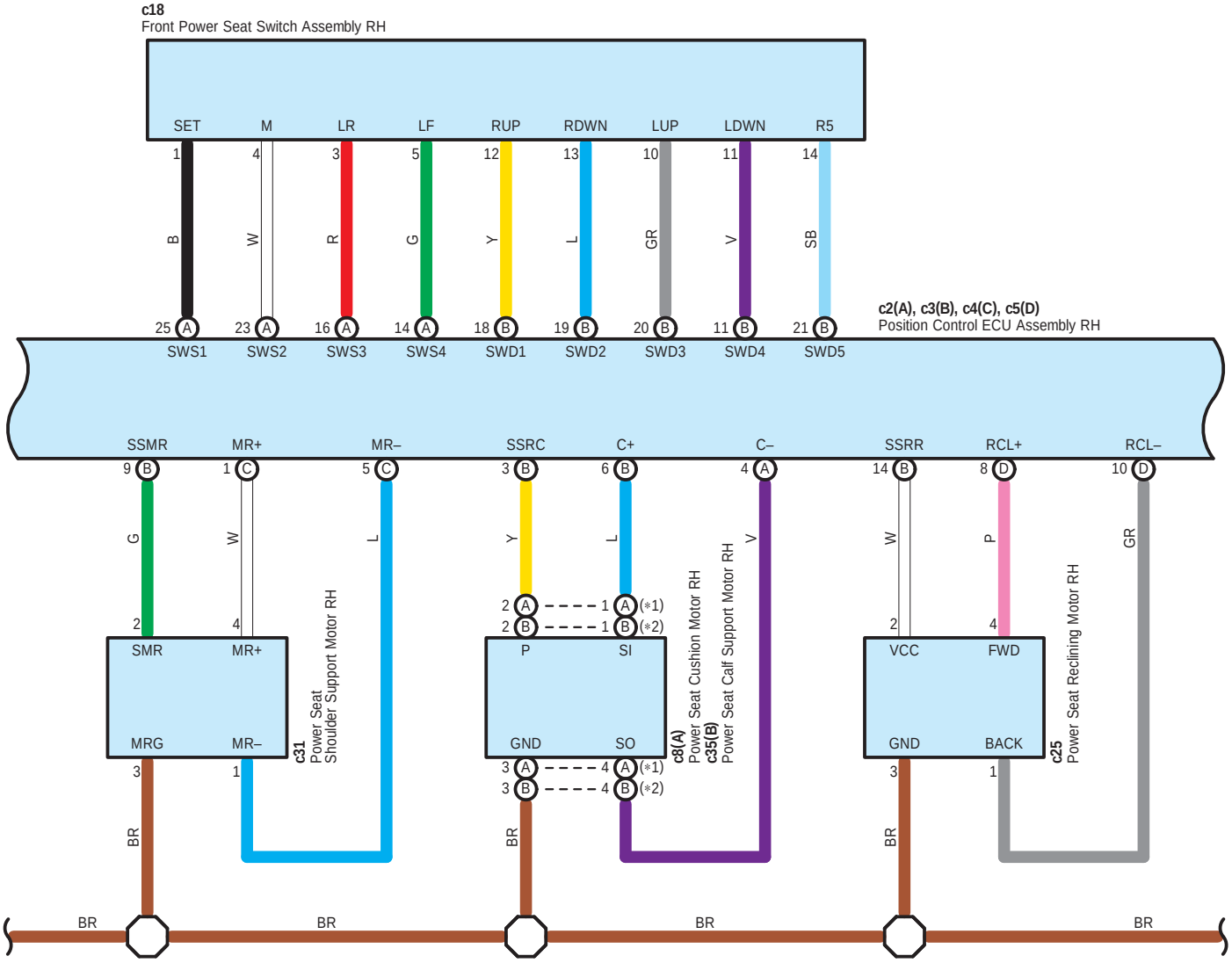

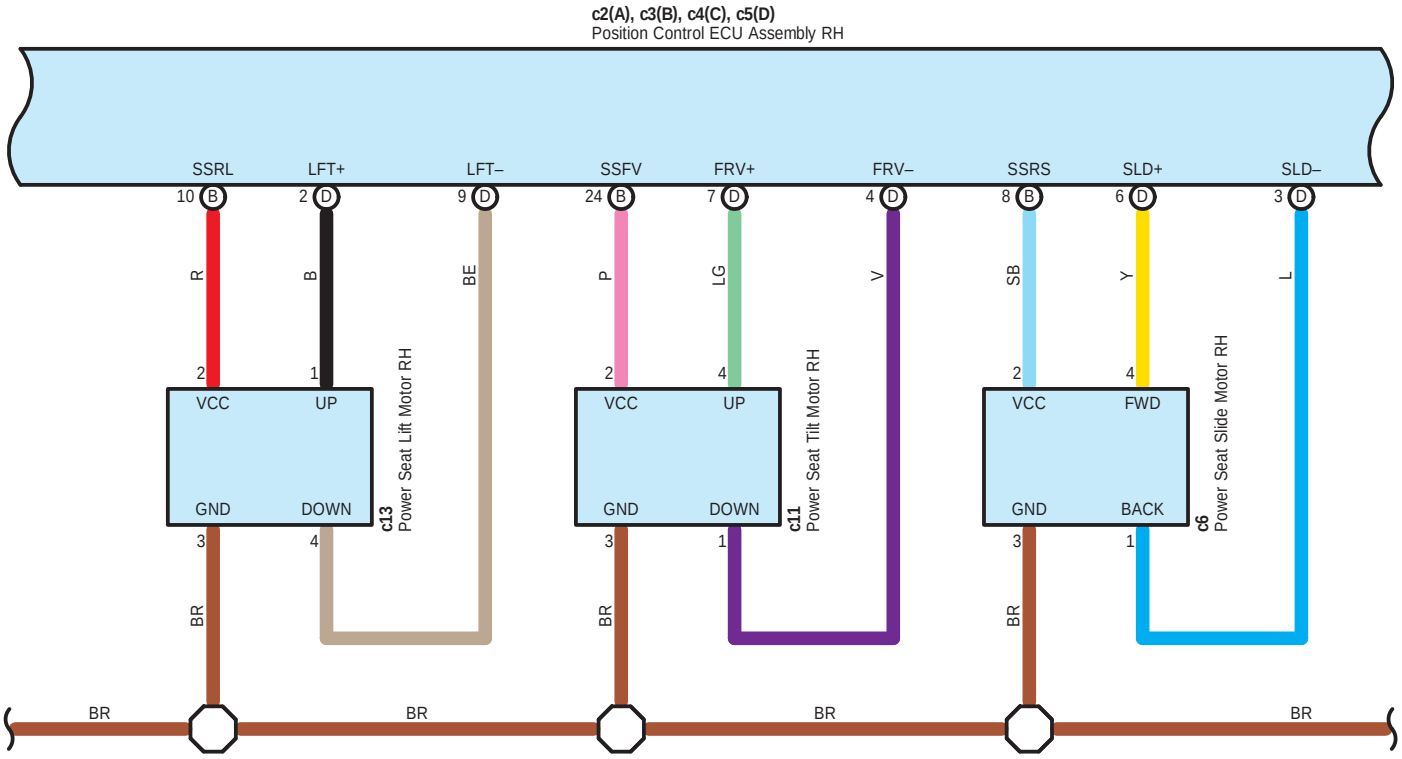
c2(A), c3(B), c4(C), c5(D)
Position Control ECU Assembly RH
SSRL
LFT+
LFT–
SSFV
FRV+
FRV–
SSRS
SLD+
SLD–
10 B
2 D
9 D
24 B
7 D
4 D
8 B
6 D
3 D
R
B
BE
P
LG
V
SB
Y
L
2
1
VCC
UP
GND
DOWN
3
4
c13
Power Seat Lift Motor RH
2
4
VCC
UP
GND
DOWN
3
1
c11
Power Seat Tilt Motor RH
2
4
VCC
FWD
GND
BACK
3
1
c6
Power Seat Slide Motor RH
BR
BR
BR
BR
BR
BR
BR
BR

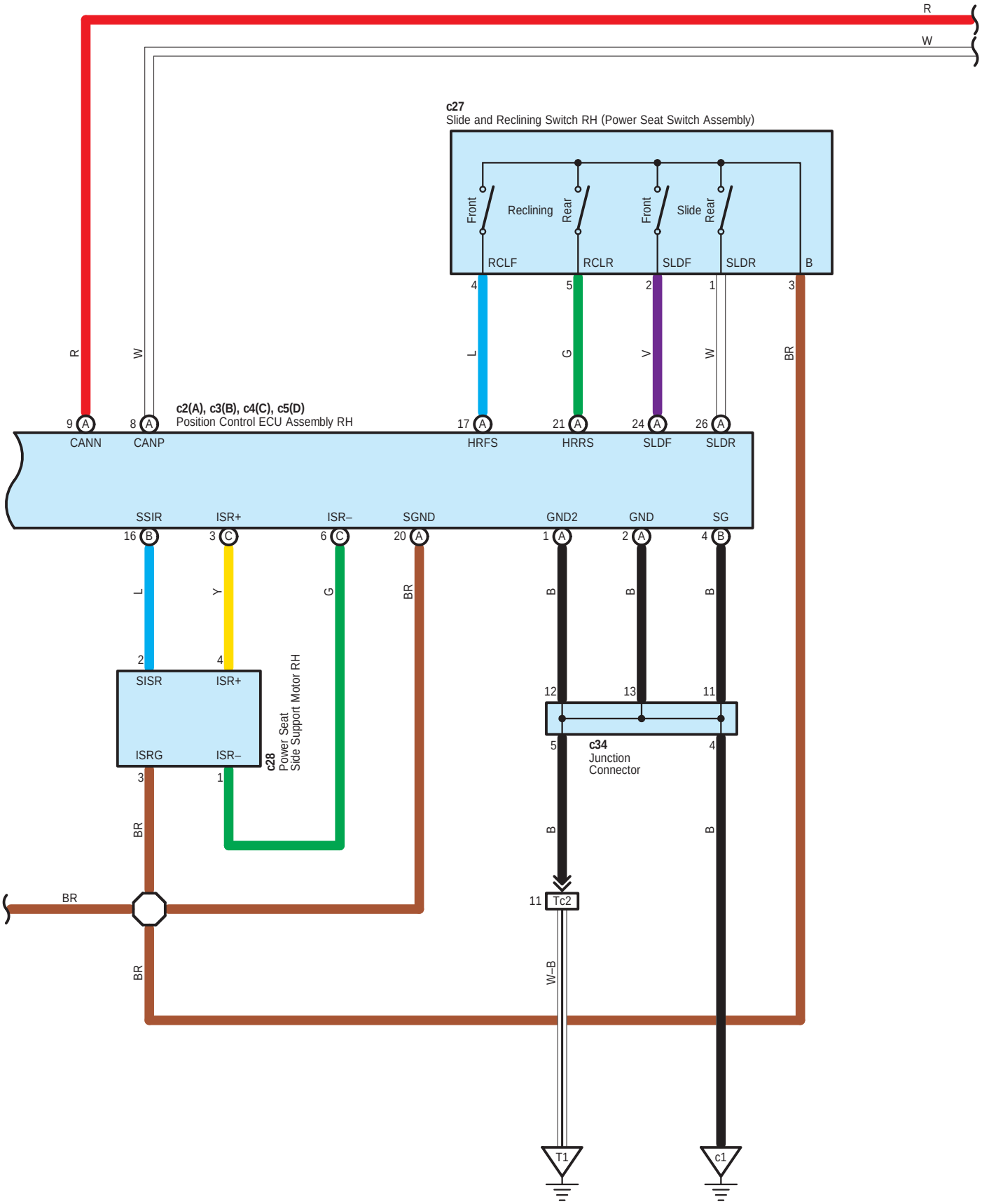
R
W
c27
Slide and Reclining Switch RH (Power Seat Switch Assembly)
Front
Reclining
Rear
Front
Slide
Rear
RCLF
RCLR
SLDF
SLDR
B
4
5
2
1
3
L
G
V
W
BR
c2(A), c3(B), c4(C), c5(D)
Position Control ECU Assembly RH
9 A
8 A
17 A
21 A
24 A
26 A
CANN
CANP
HRFS
HRRS
SLDF
SLDR
SSIR
ISR+
ISR–
SGND
GND2
GND
SG
16 B
3 C
6 C
20 A
1 A
2 A
4 B
L
Y
G
BR
B
B
B
2
4
SISR
ISR+
ISRG
ISR–
3
1
c28
Power Seat
Side Support Motor RH
12
13
11
5
4
c34
Junction
Connector
B
B
BR
BR
BR
11
Tc2
W–B
T1
c1

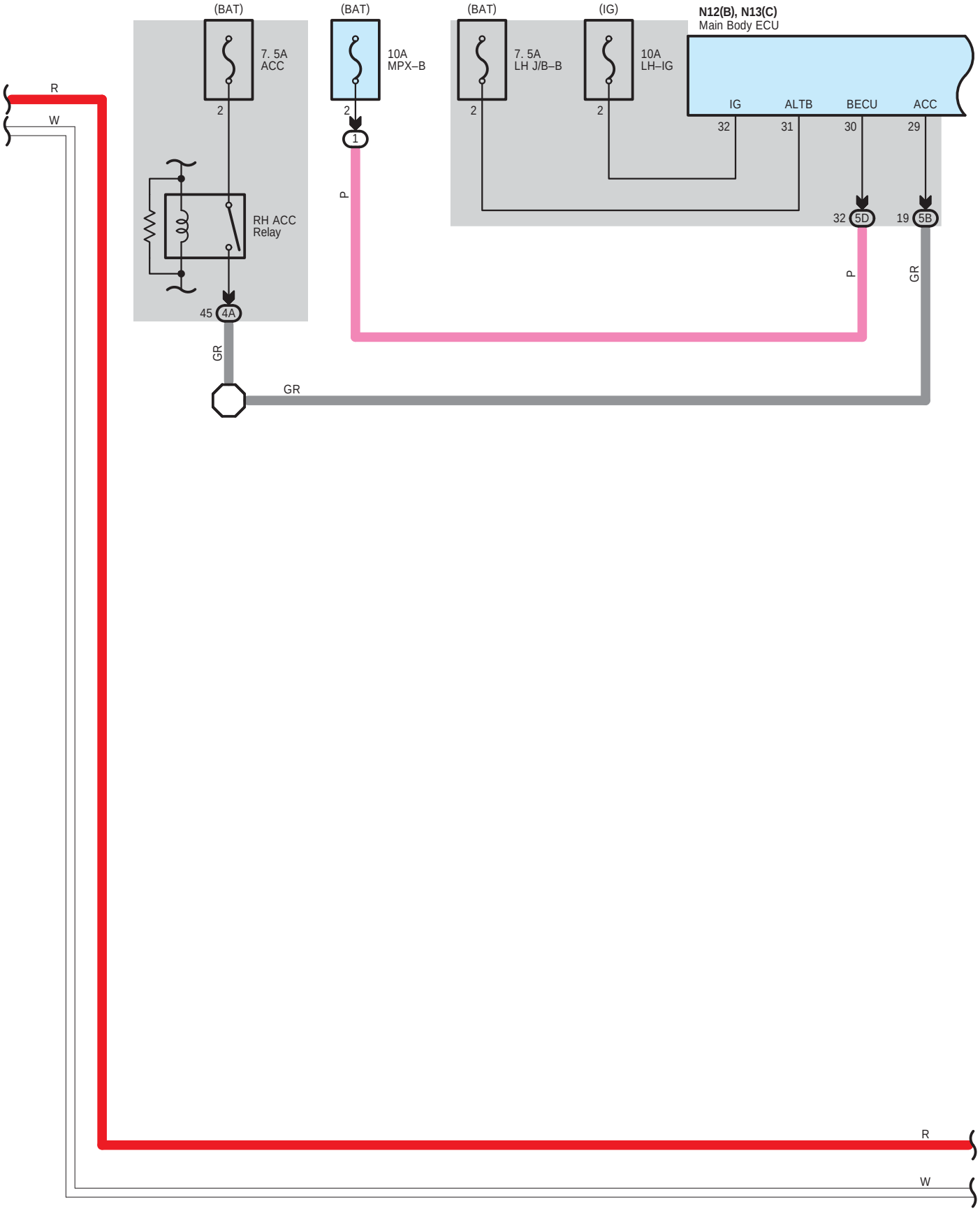
(BAT)
7. 5A
ACC
2
RH ACC
Relay
45
4A
(BAT)
10A
MPX–B
2
1
(BAT)
7. 5A
LH J/B–B
2
(IG)
10A
LH–IG
2
N12(B), N13(C)
Main Body ECU
IG
ALTB
BECU
ACC
32
31
30
29
32
5D
19
5B
R
W
P
P
GR
GR
GR
R
W

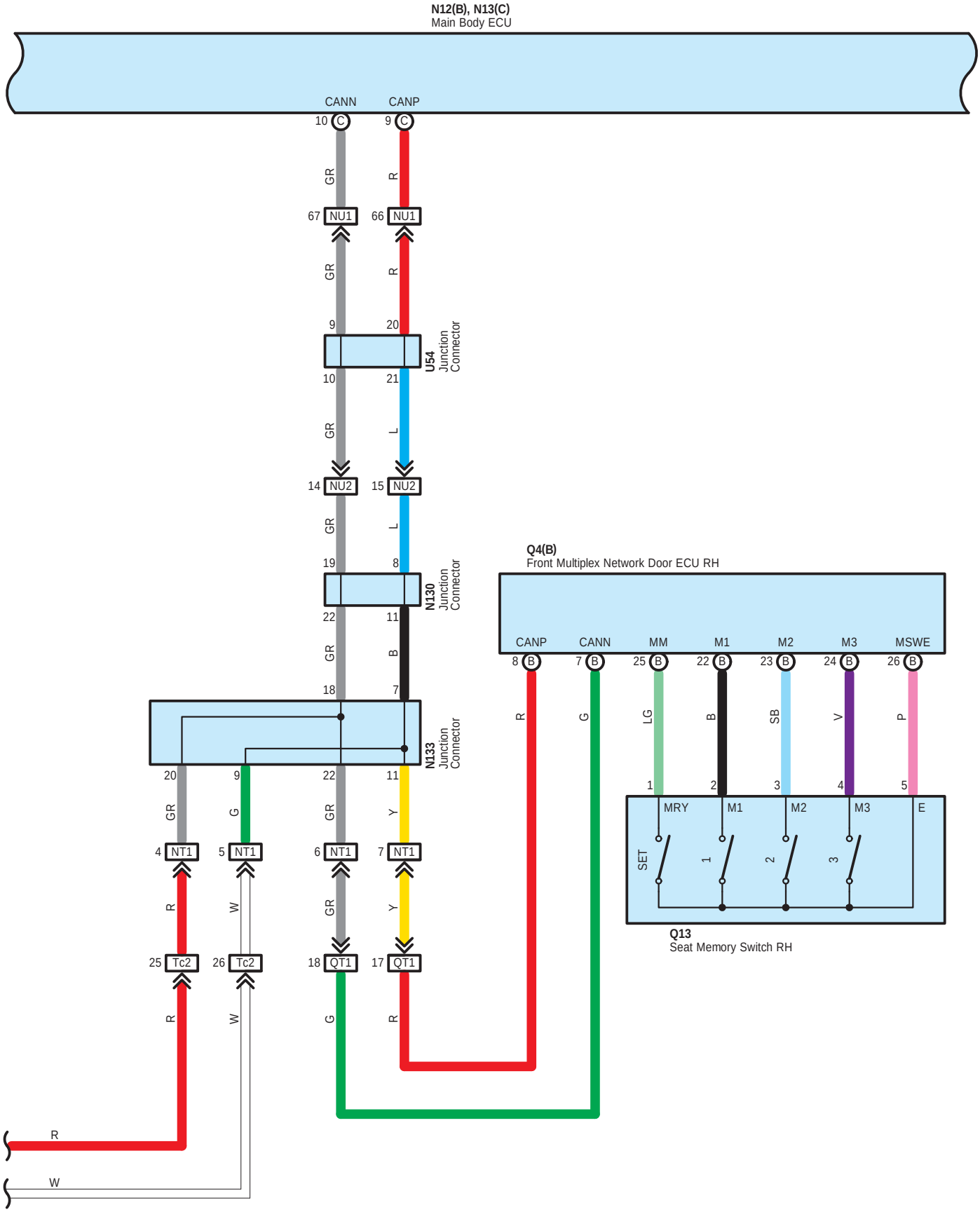
N12(B), N13(C)
Main Body ECU
CANN
CANP
10 C
9 C
GR
R
67 NU1
66 NU1
GR
R
9
20
U54
Junction
Connector
10
21
GR
L
14 NU2
15 NU2
GR
L
19
8
N130
Junction
Connector
22
11
GR
B
18
7
N133
Junction
Connector
20
9
22
11
GR
G
GR
Y
4 NT1
5 NT1
6 NT1
7 NT1
R
W
GR
Y
25 Tc2
26 Tc2
18 QT1
17 QT1
R
W
G
R
R
W
Q4(B)
Front Multiplex Network Door ECU RH
CANP
CANN
MM
M1
M2
M3
MSWE
8 B
7 B
25 B
22 B
23 B
24 B
26 B
R
G
LG
B
SB
V
P
1
2
3
4
5
MRY
M1
M2
M3
E
SET
1
2
3
Q13
Seat Memory Switch RH

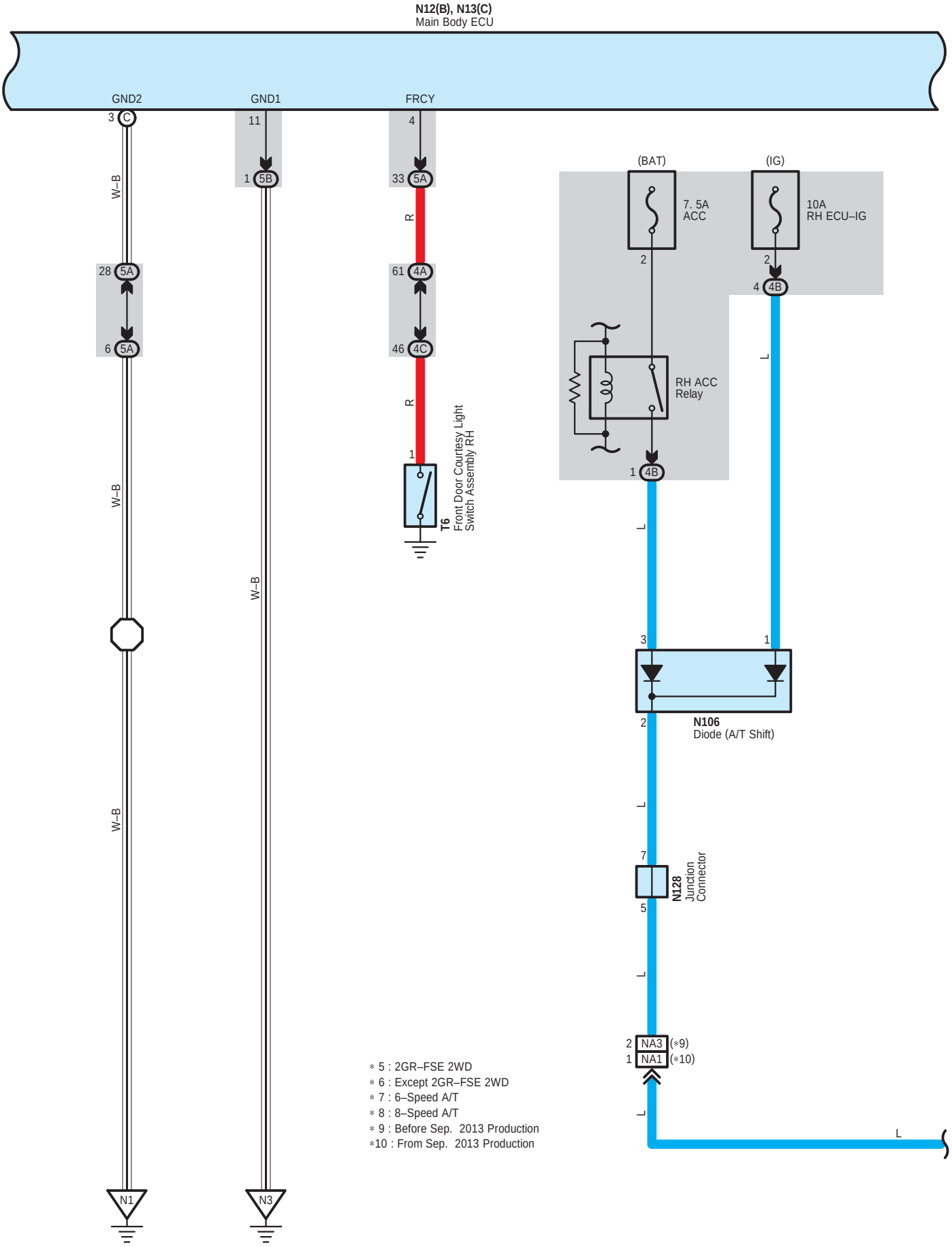
N12(B), N13(C)
Main Body ECU
GND2
GND1
FRCY
3 C
11
4
1 5B
33 5A
W–B
R
28 5A
61 4A
6 5A
46 4C
R
1
T6
Front Door Courtesy Light Switch Assembly RH
W–B
W–B
W–B
(BAT)
(IG)
7. 5A
ACC
10A
RH ECU–IG
2
2
4 4B
L
RH ACC
Relay
1 4B
L
3
1
2
N106
Diode (A/T Shift)
L
7
N128
Junction Connector
5
L
2 NA3 (*9)
1 NA1 (*10)
L
L
N1
N3
* 5 : 2GR–FSE 2WD
* 6 : Except 2GR–FSE 2WD
* 7 : 6–Speed A/T
* 8 : 8–Speed A/T
* 9 : Before Sep. 2013 Production
*10 : From Sep. 2013 Production

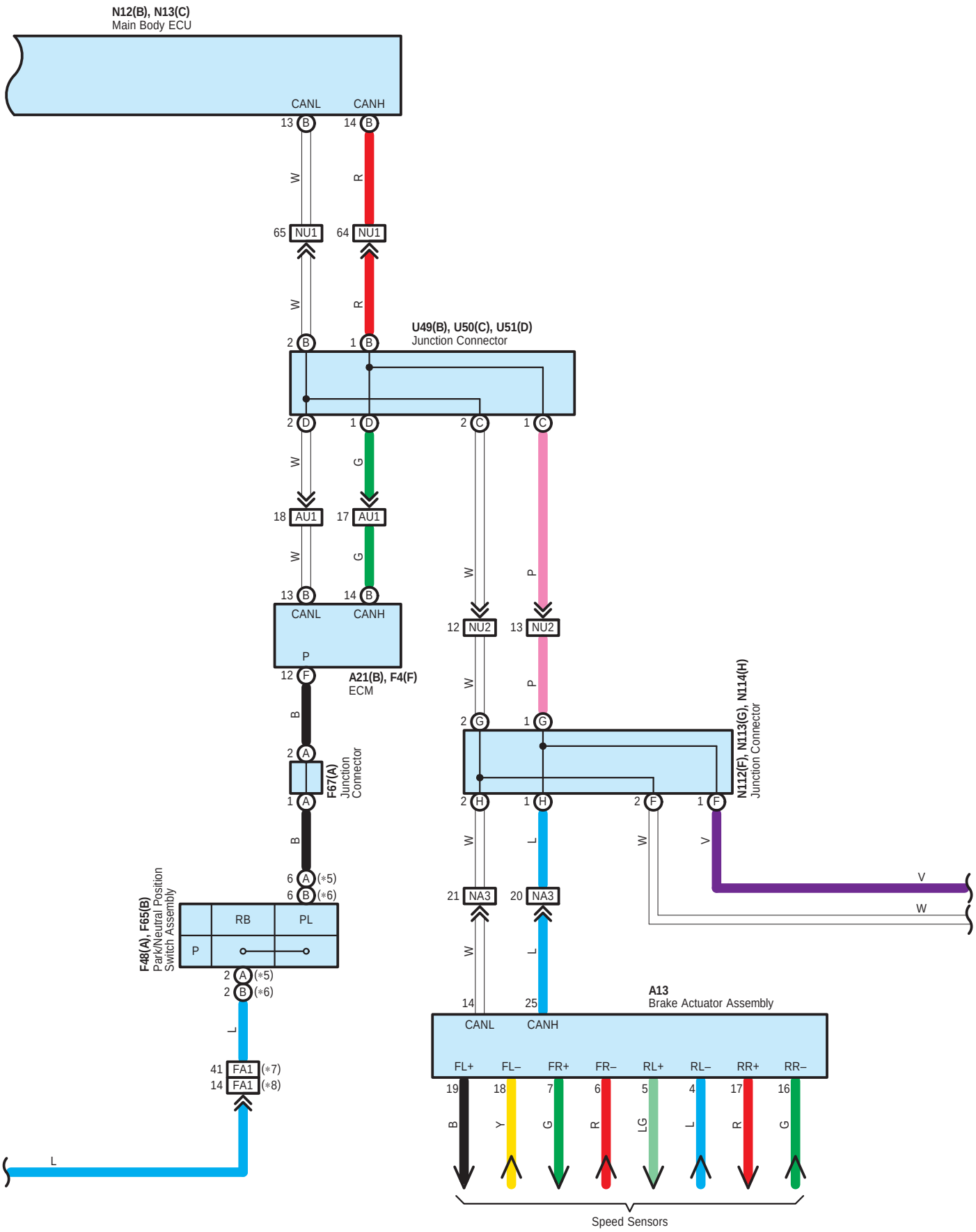
N12(B), N13(C)
Main Body ECU
CANL
CANH
13 B
14 B
W
R
65 NU1
64 NU1
U49(B), U50(C), U51(D)
Junction Connector
2 B
1 B
2 D
1 D
2 C
1 C
G
P
18 AU1
17 AU1
13 B
14 B
12 NU2
13 NU2
A21(B), F4(F)
ECM
12 F
B
2 A
1 A
F67(A)
Junction Connector
N112(F), N113(G), N114(H)
Junction Connector
2 G
1 G
2 H
1 H
2 F
1 F
L
V
6 A (*5)
6 B (*6)
21 NA3
20 NA3
F48(A), F65(B)
Park/Neutral Position
Switch Assembly
RB
PL
P
2 A (*5)
2 B (*6)
14
25
A13
Brake Actuator Assembly
41 FA1 (*7)
14 FA1 (*8)
FL+
FL–
FR+
FR–
RL+
RL–
RR+
RR–
19
18
7
6
5
4
17
16
Y
LG
Speed Sensors

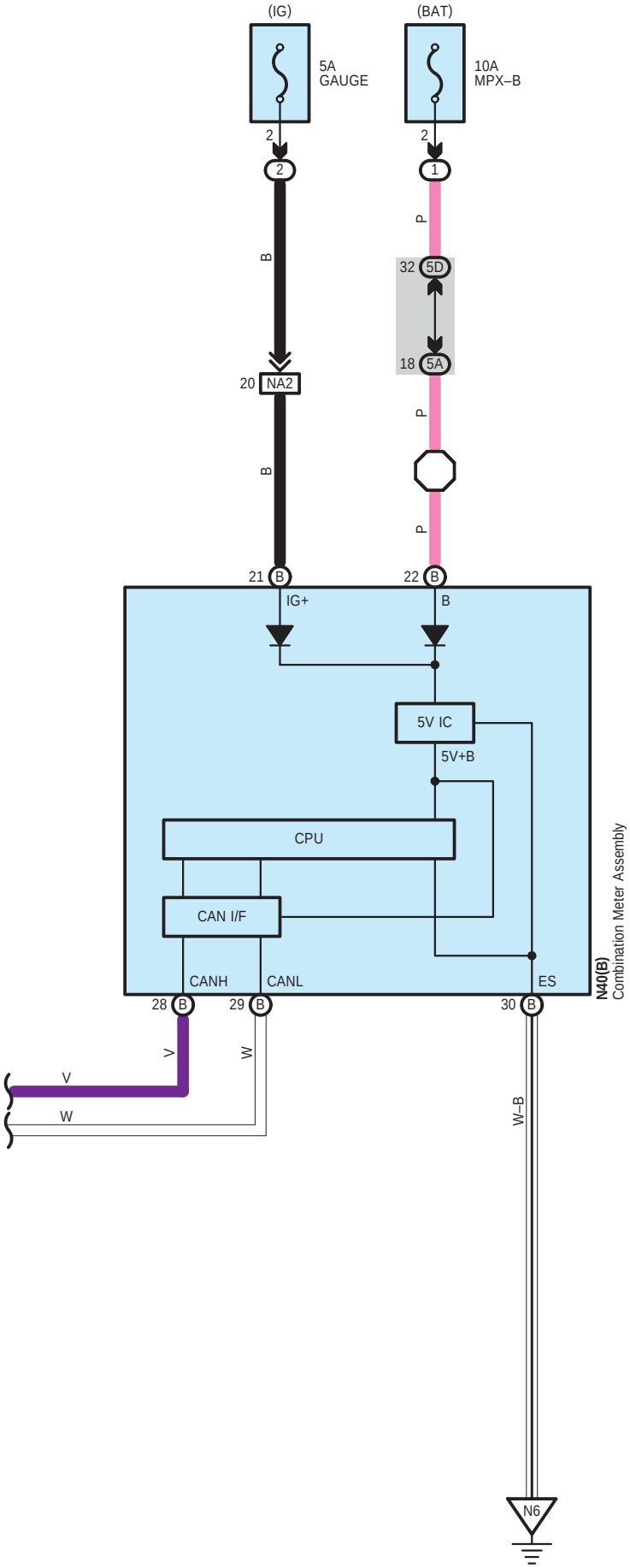
(IG)
(BAT)
5A
GAUGE
10A
MPX–B
2
2
2
1
B
P
32
5D
18
5A
20
NA2
B
P
P
21
B
22
B
IG+
B
5V IC
5V+B
CPU
CAN I/F
CANH
CANL
ES
28
B
29
B
30
B
N40(B)
Combination Meter Assembly
V
W
V
W
W–B
N6

A 13
Black

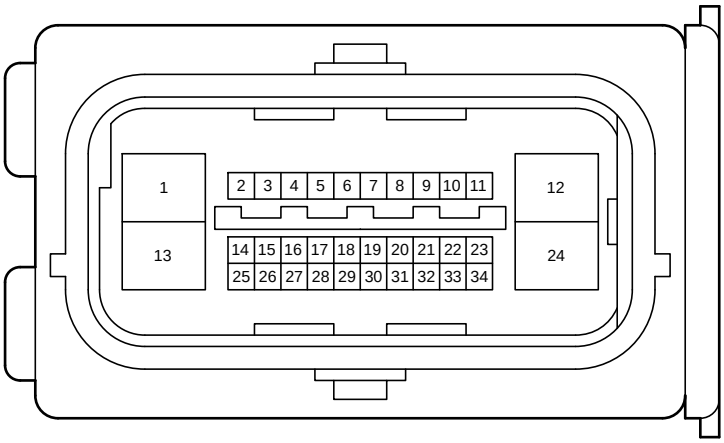

A 21
White

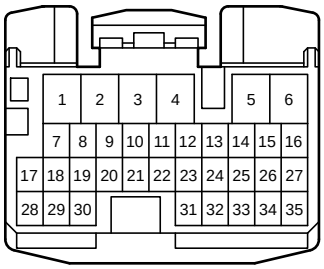

F 4
White

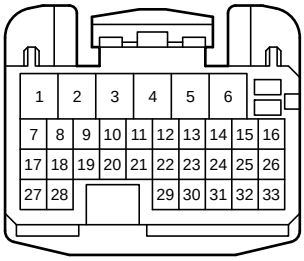

F 48
Black

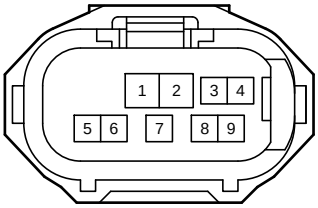

F 65
Gray

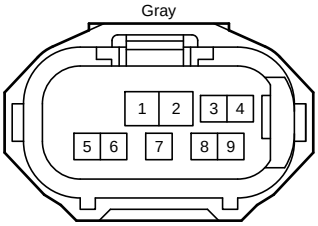

F 67
Black

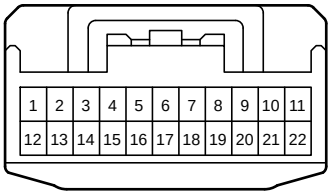

N 12
White

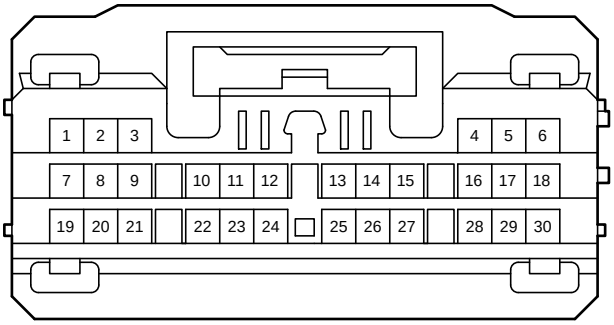

N 13
White

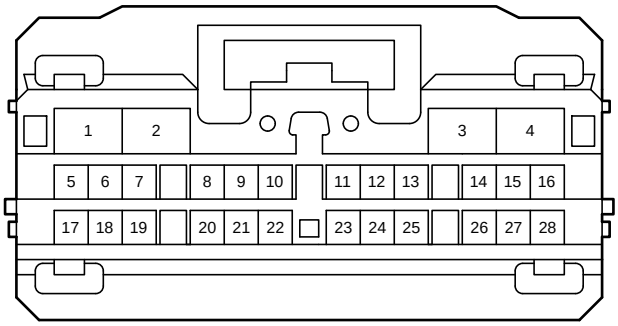

N 40
Black

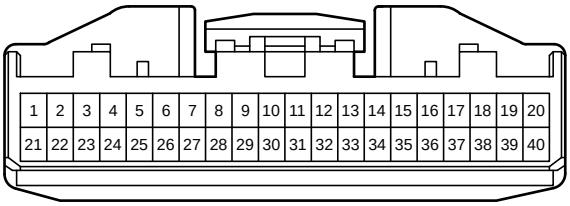

N106
Gray

N112
White

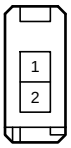

N113
White

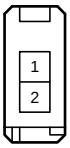

N114
White

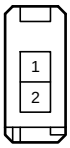

N128
Blue

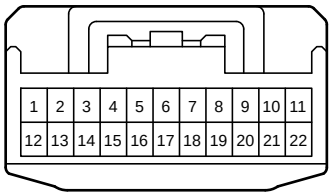

N130
Black

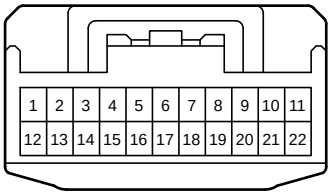

N133
Black

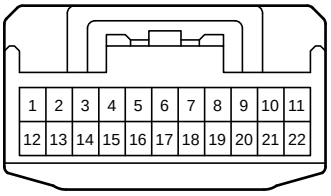

Q 4
White

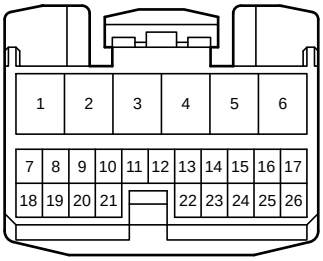

Q 13
White

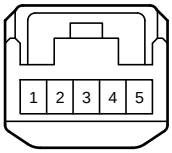

T 6
Black

U 49
White

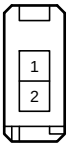

U 50
White

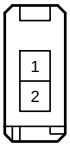

U 51
White

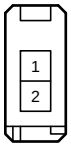

U 54
Blue

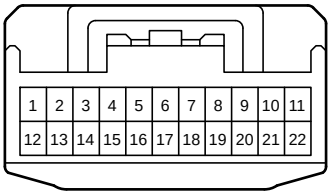

c 2
White

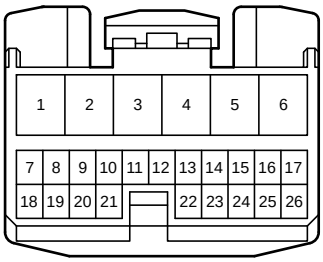

c 3
White

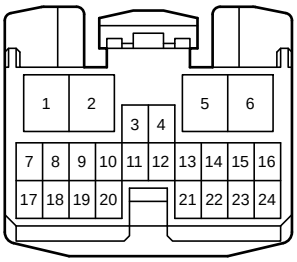

c 4
White

c 5
White

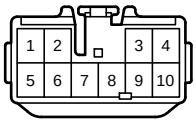

c 6
Black

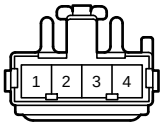

c 8
Black

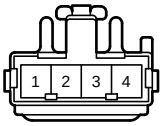

c 11
Black

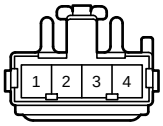

c 13
White

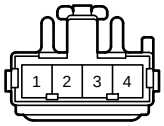

c 18
Black

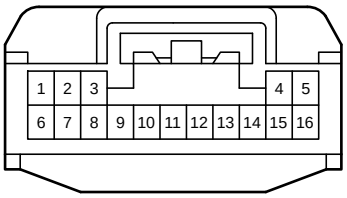

c 25
Green

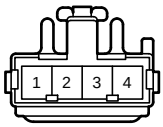

c 26
Gray

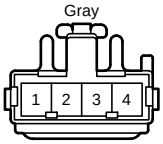

c 27
White

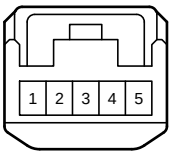

c 28
Blue

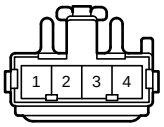

c 31
White

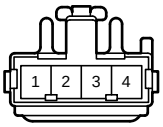

c 33
Black

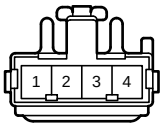

c 34
Black

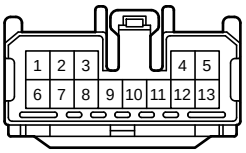

c 35
Black

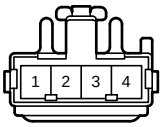

4A
White

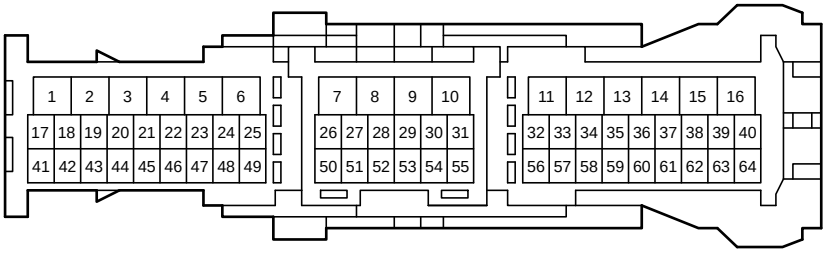

4B
White

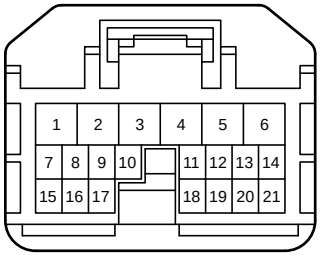

4C
White

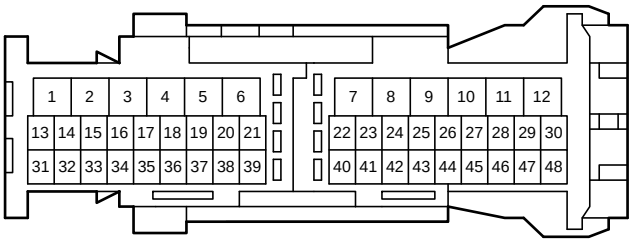

5A
White

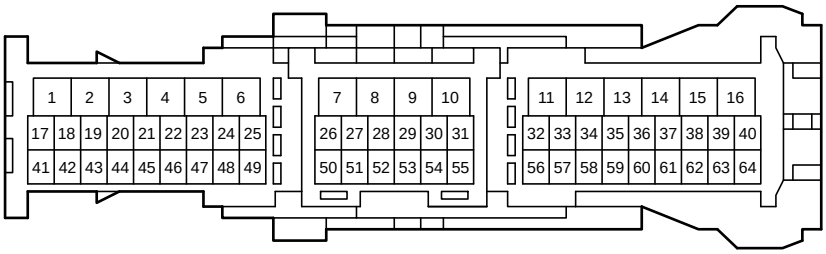

5B
White

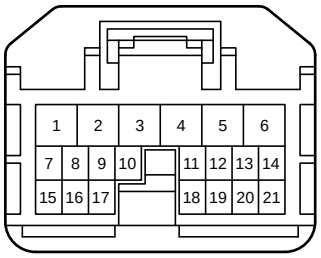

5D
White

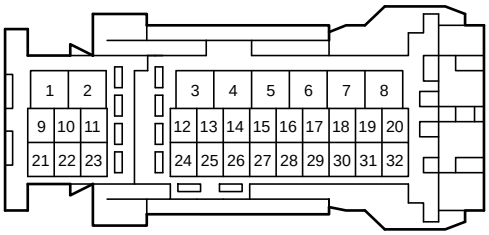

AU1
White

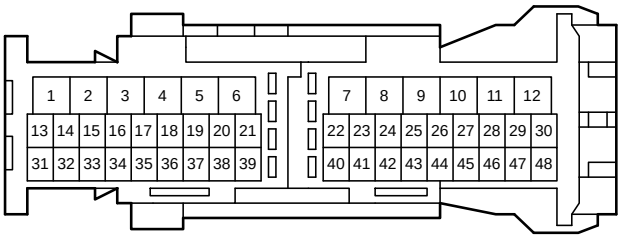

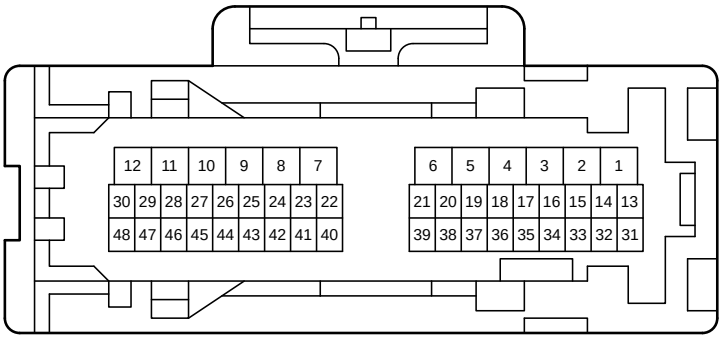

FA1
White

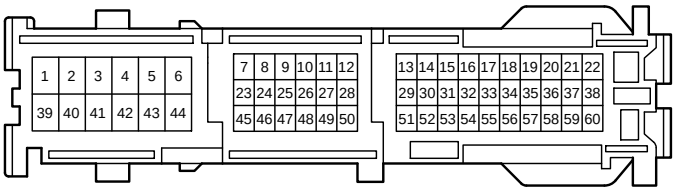

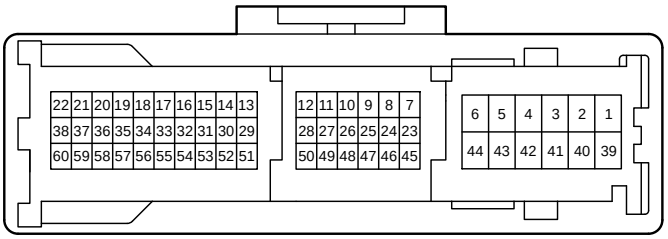

NA1
White

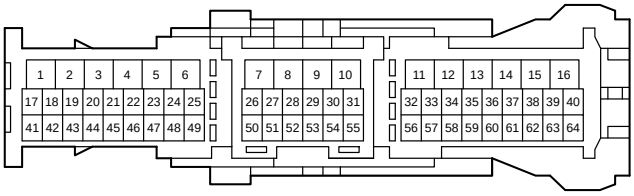

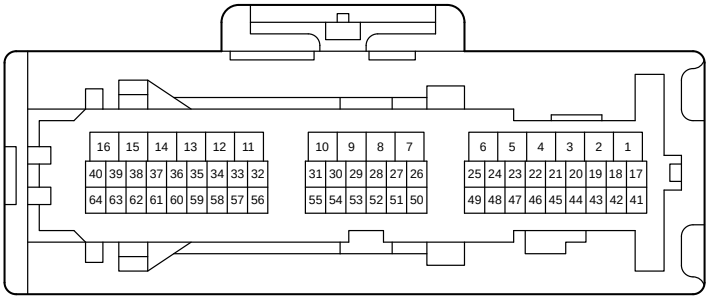

NA2
White

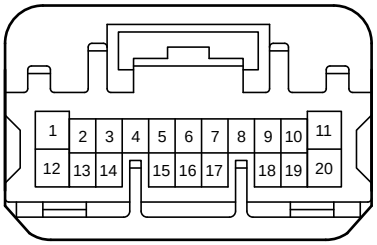

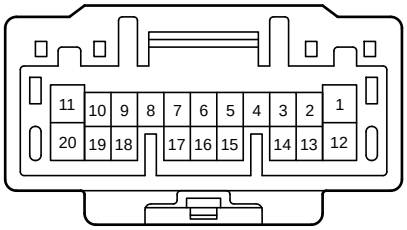

NA3
White

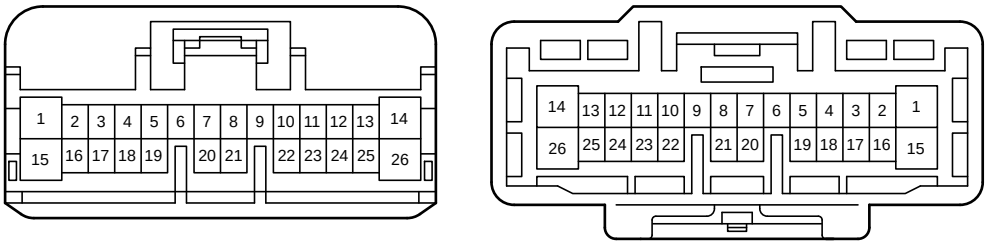

NT1
White

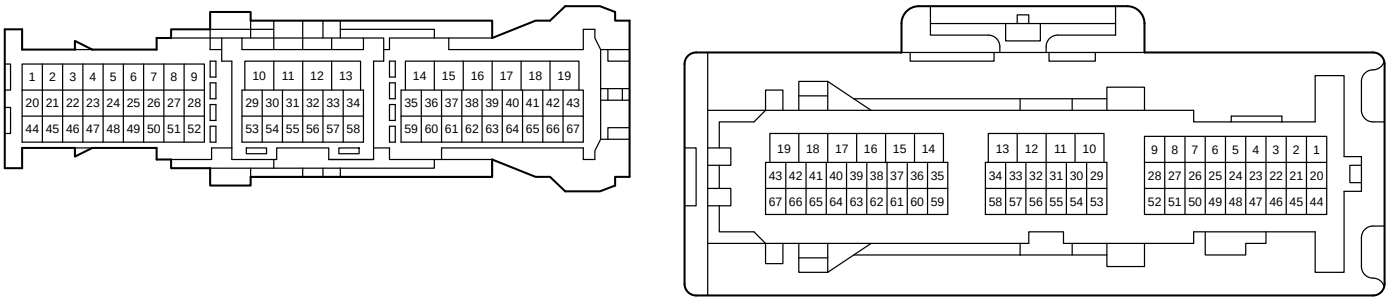

NU1
White

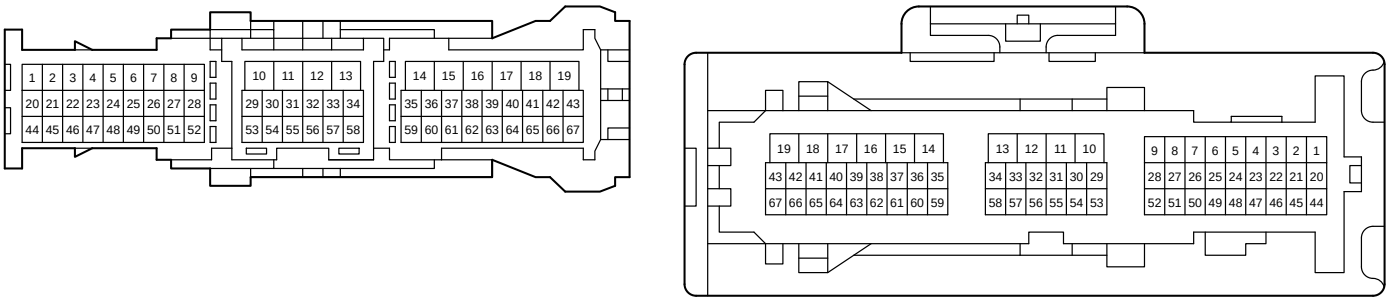

NU2
White

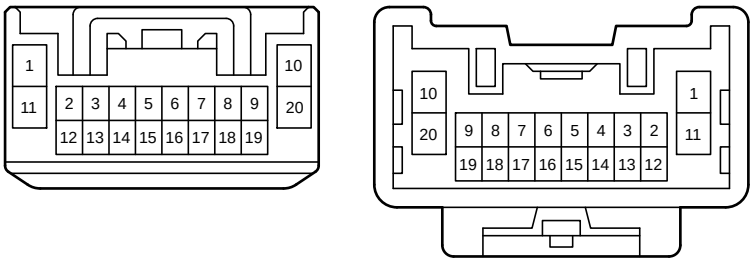

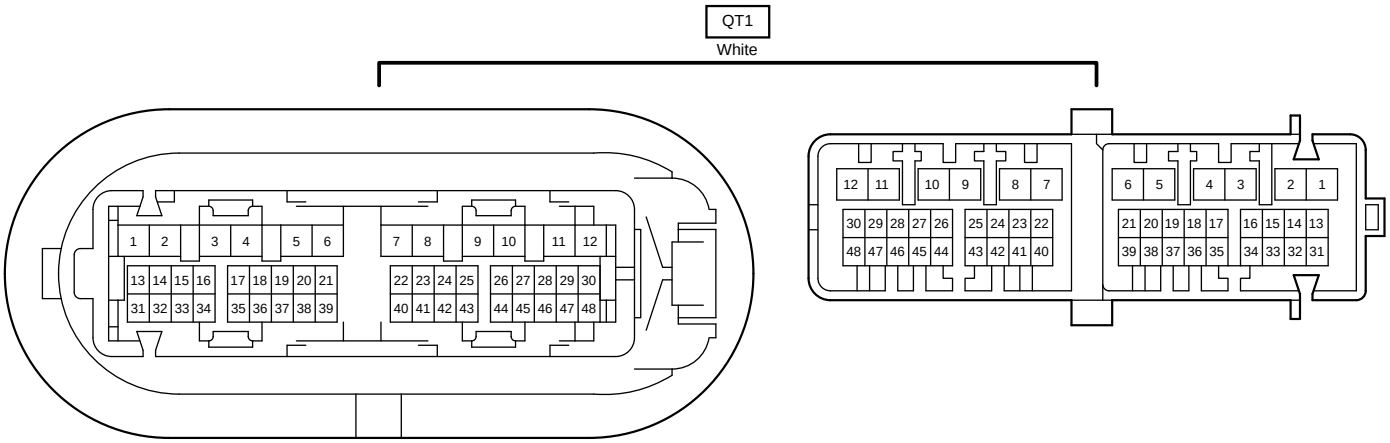
QT1
White
1 2 3 4 5 6 7 8 9 10 11 12
13 14 15 16 17 18 19 20 21 22 23 24 25 26 27 28 29 30
31 32 33 34 35 36 37 38 39 40 41 42 43 44 45 46 47 48
12 11 10 9 8 7 6 5 4 3 2 1
30 29 28 27 26 25 24 23 22 21 20 19 18 17 16 15 14 13
48 47 46 45 44 43 42 41 40 39 38 37 36 35 34 33 32 31

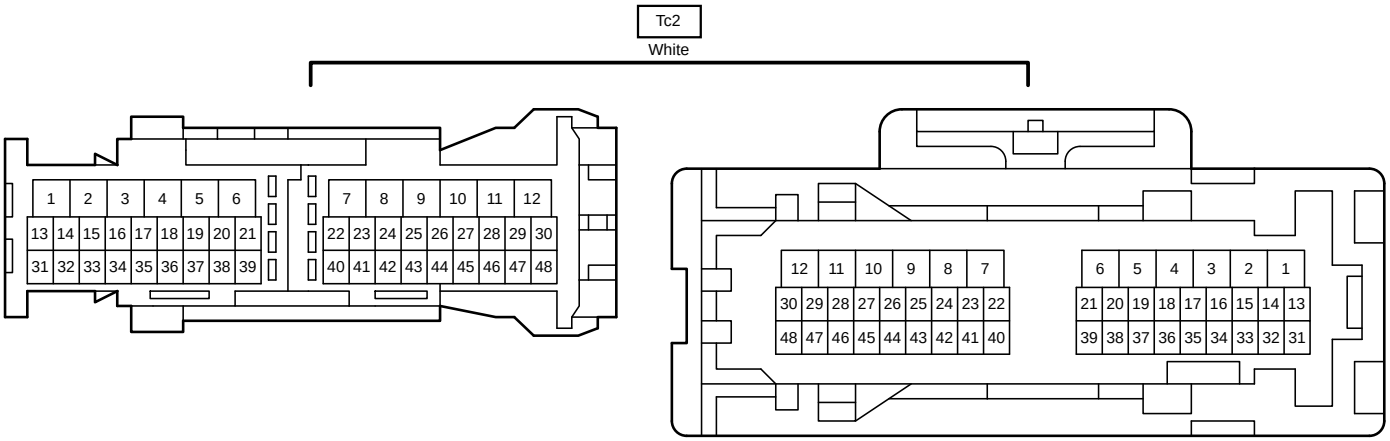
Tc2
White
1 2 3 4 5 6 7 8 9 10 11 12
13 14 15 16 17 18 19 20 21 22 23 24 25 26 27 28 29 30
31 32 33 34 35 36 37 38 39 40 41 42 43 44 45 46 47 48
12 11 10 9 8 7 6 5 4 3 2 1
30 29 28 27 26 25 24 23 22 21 20 19 18 17 16 15 14 13
48 47 46 45 44 43 42 41 40 39 38 37 36 35 34 33 32 31