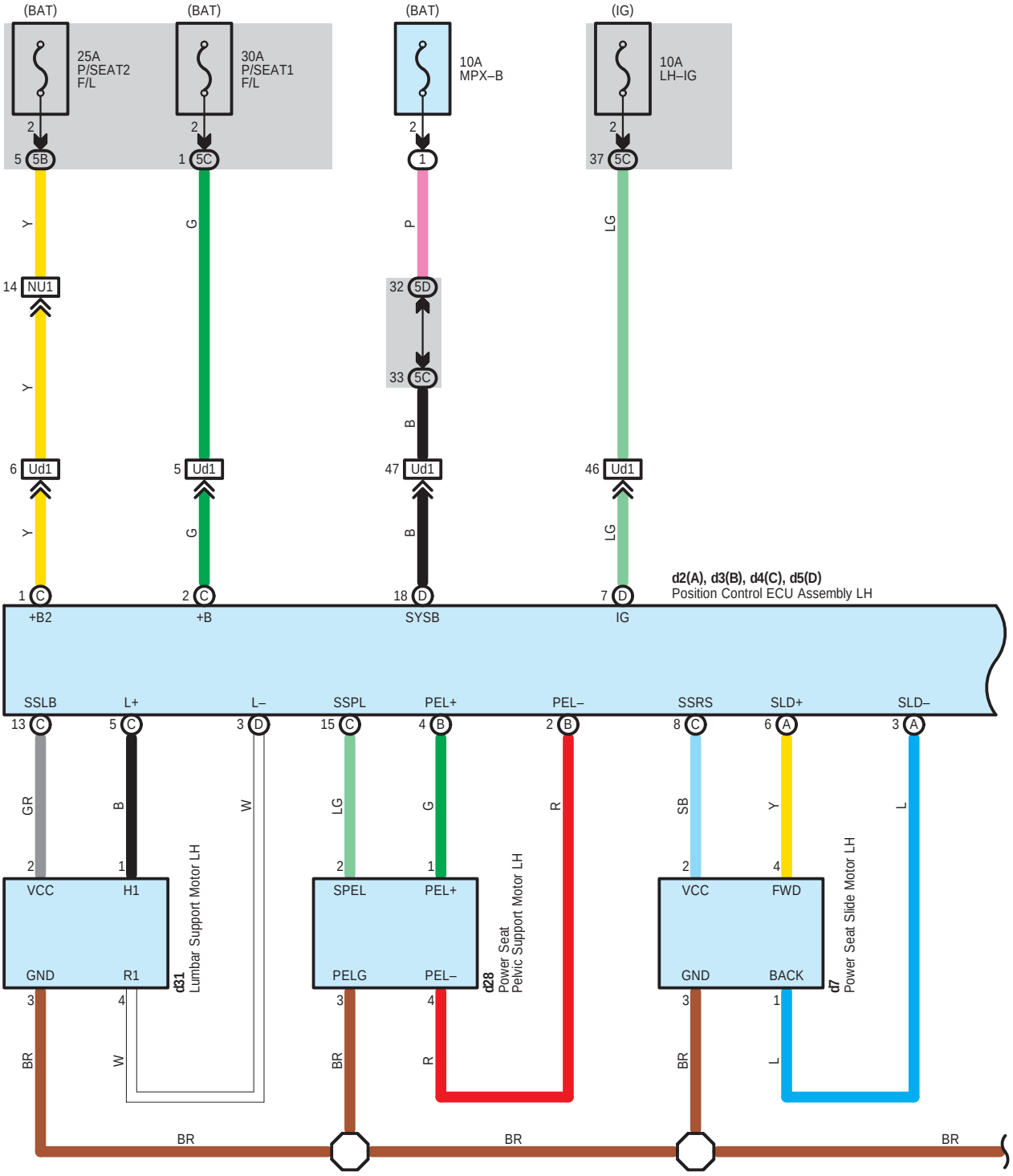
(BAT)
25A
P/SEAT2
F/L
(BAT)
30A
P/SEAT1
F/L
(BAT)
10A
MPX–B
(IG)
10A
LH–IG
5 5B
1 5C
1
37 5C
Y
G
P
LG
14 NU1
32 5D
33 5C
B
6 Ud1
5 Ud1
47 Ud1
46 Ud1
1 C
2 C
18 D
7 D
+B2
+B
SYSB
IG
d2(A), d3(B), d4(C), d5(D)
Position Control ECU Assembly LH
SSLB
L+
L–
SSPL
PEL+
PEL–
SSRS
SLD+
SLD–
13 C
5 C
3 D
15 C
4 B
2 B
8 C
6 A
3 A
GR
W
LG
R
SB
L
VCC
H1
GND
R1
d31
Lumbar Support Motor LH
SPEL
PEL+
PELG
PEL–
d28
Power Seat
Pelvic Support Motor LH
FWD
BACK
d7
Power Seat Slide Motor LH
BR

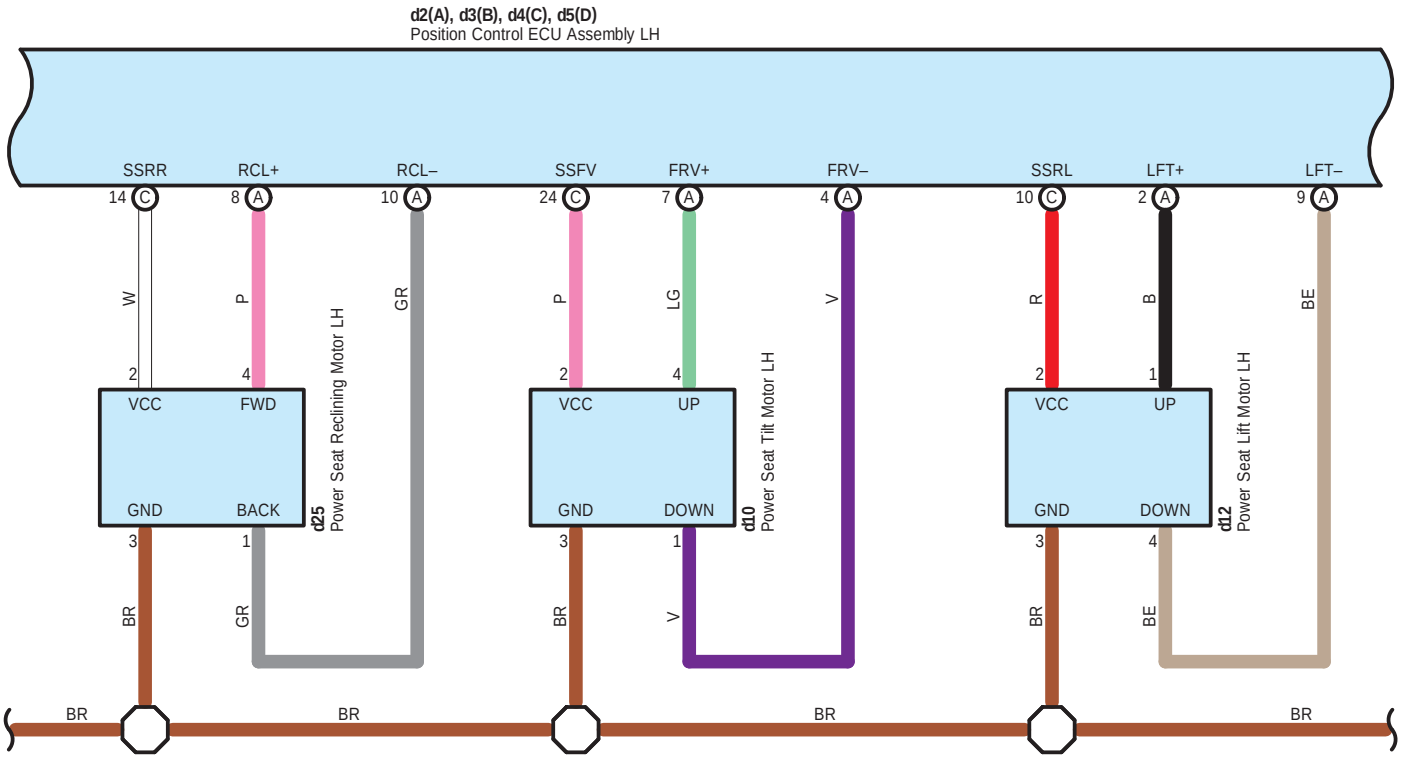
d2(A), d3(B), d4(C), d5(D)
Position Control ECU Assembly LH
SSRR
RCL+
RCL–
SSFV
FRV+
FRV–
SSRL
LFT+
LFT–
14 C
8 A
10 A
24 C
7 A
4 A
10 C
2 A
9 A
W
P
GR
P
LG
V
R
B
BE
2
4
VCC
FWD
GND
BACK
3
1
d25
Power Seat Reclining Motor LH
2
4
VCC
UP
GND
DOWN
3
1
d10
Power Seat Tilt Motor LH
2
1
VCC
UP
GND
DOWN
3
4
d12
Power Seat Lift Motor LH
BR
GR
BR
V
BR
BE
BR
BR
BR
BR

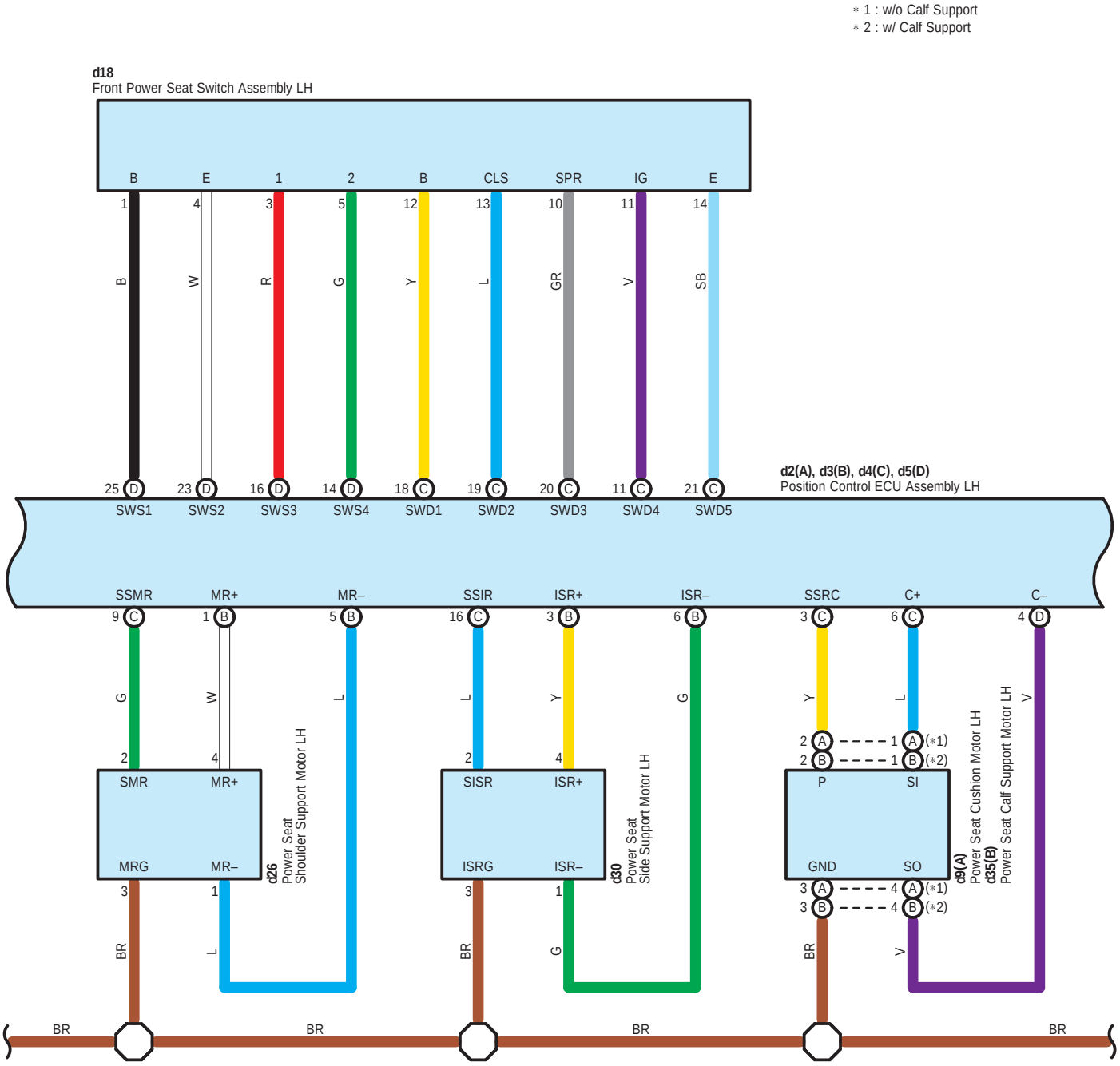
∗ 1 : w/o Calf Support
∗ 2 : w/ Calf Support
d18
Front Power Seat Switch Assembly LH
B E 1 2 B CLS SPR IG E
1 4 3 5 12 13 10 11 14
B W R G Y L GR V SB
25 D 23 D 16 D 14 D 18 C 19 C 20 C 11 C 21 C
SWS1 SWS2 SWS3 SWS4 SWD1 SWD2 SWD3 SWD4 SWD5
d2(A), d3(B), d4(C), d5(D)
Position Control ECU Assembly LH
SSMR MR+ MR– SSIR ISR+ ISR– SSRC C+ C–
9 C 1 B 5 B 16 C 3 B 6 B 3 C 6 C 4 D
G W L L Y G Y L V
2 4 2 4 2 A 1 A (∗1) 2 B 1 B (∗2)
SMR MR+ MRG MR–
d26
Power Seat
Shoulder Support Motor LH
SISR ISR+ ISRG ISR–
d30
Power Seat
Side Support Motor LH
P SI GND SO
3 A 4 A (∗1) 3 B 4 B (∗2)
d9(A)
Power Seat Cushion Motor LH
d35(B)
Power Seat Calf Support Motor LH
3 1 3 1 3 4
BR L BR G BR V
BR BR BR BR

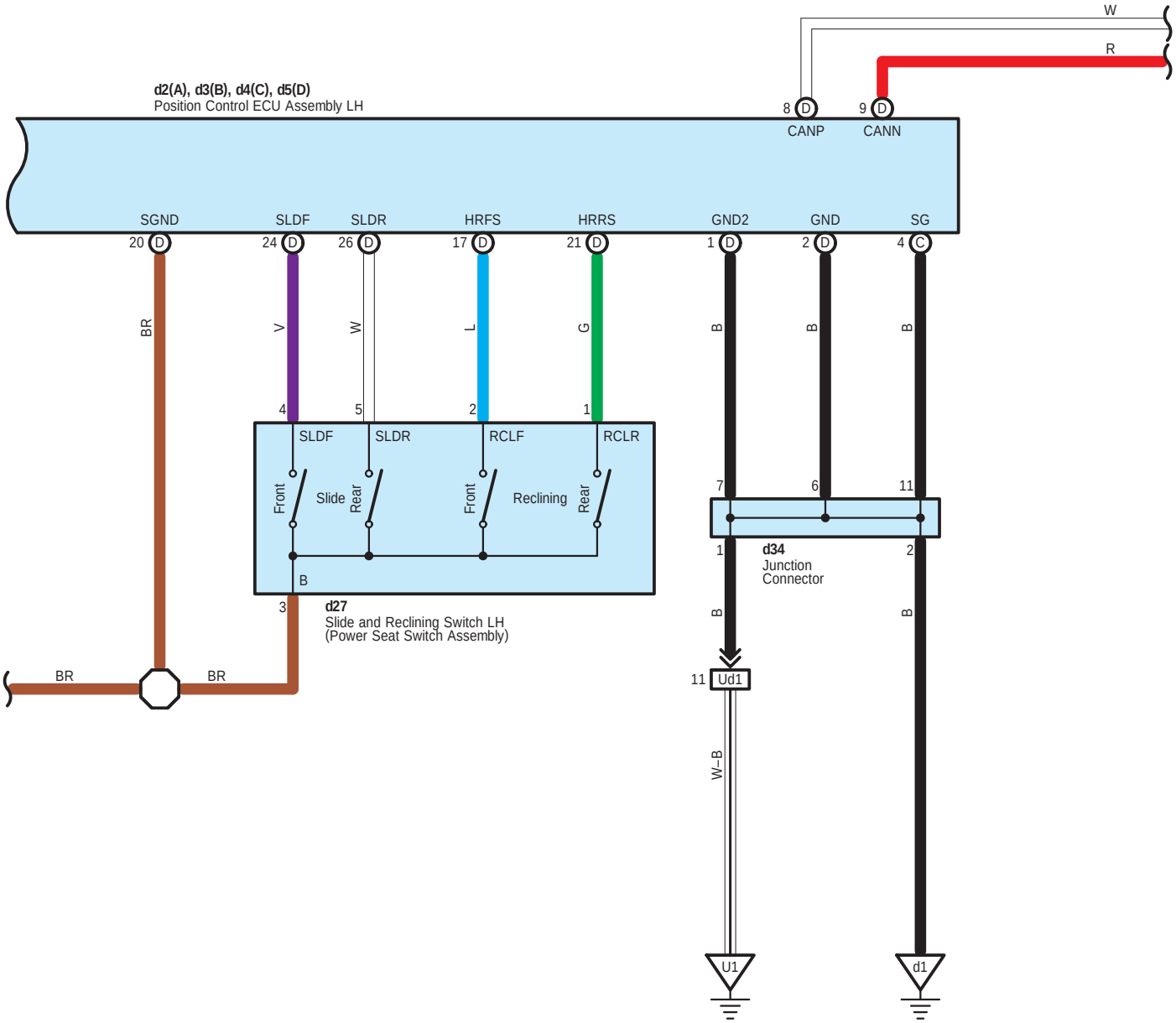
W
R
d2(A), d3(B), d4(C), d5(D)
Position Control ECU Assembly LH
8 D
CANP
9 D
CANN
SGND
SLDF
SLDR
HRFS
HRRS
GND2
GND
SG
20 D
24 D
26 D
17 D
21 D
1 D
2 D
4 C
BR
V
W
L
G
B
B
B
4
5
2
1
SLDF
SLDR
RCLF
RCLR
Front
Slide
Rear
Front
Reclining
Rear
B
3
d27
Slide and Reclining Switch LH
(Power Seat Switch Assembly)
7
6
11
1
2
d34
Junction
Connector
B
B
BR
BR
11
Ud1
W–B
U1
d1

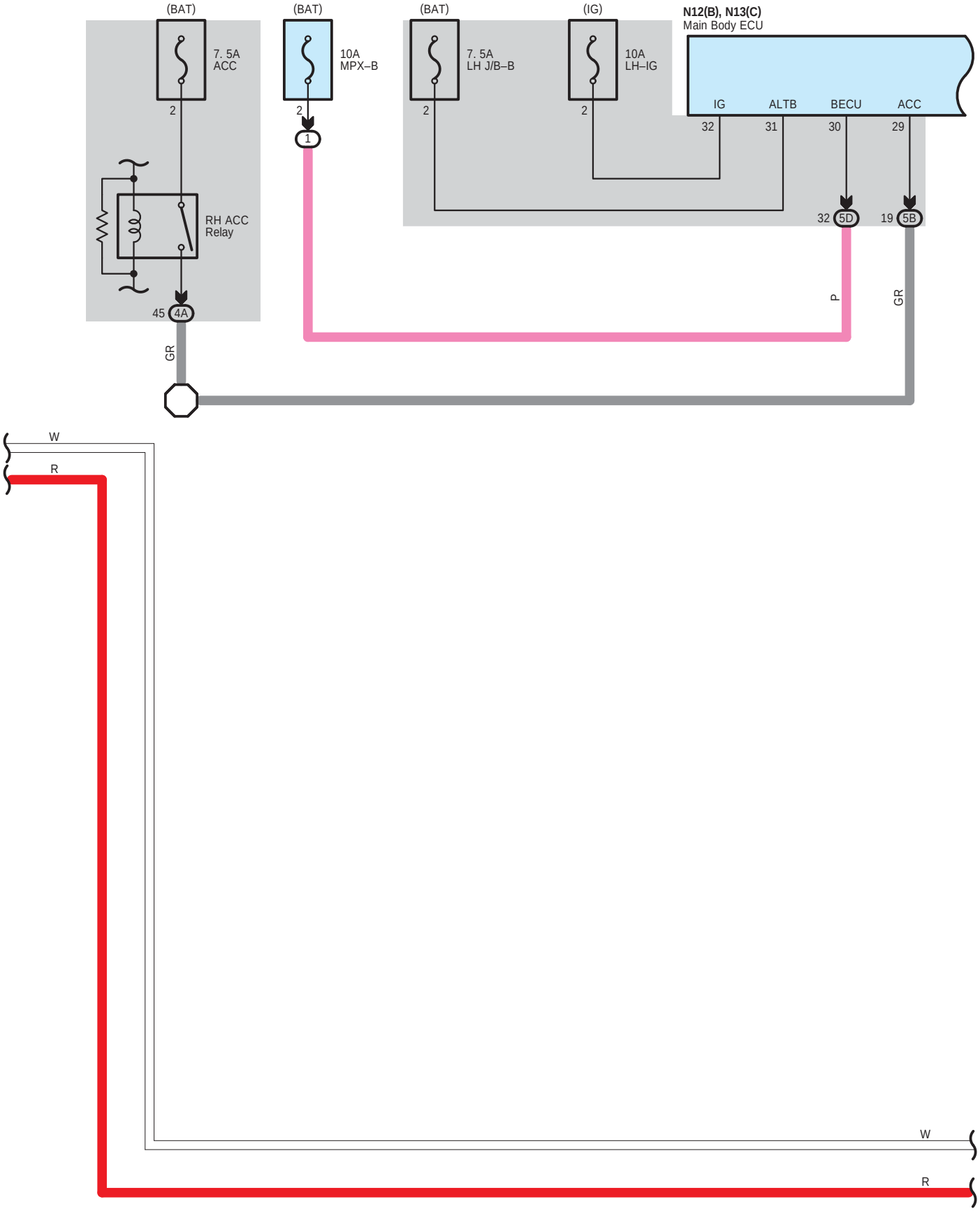
(BAT)
7. 5A
ACC
2
RH ACC
Relay
45
4A
GR
(BAT)
10A
MPX–B
2
1
(BAT)
7. 5A
LH J/B–B
2
(IG)
10A
LH–IG
2
N12(B), N13(C)
Main Body ECU
IG
ALTB
BECU
ACC
32
31
30
29
32
5D
19
5B
P
GR
W
R
W
R

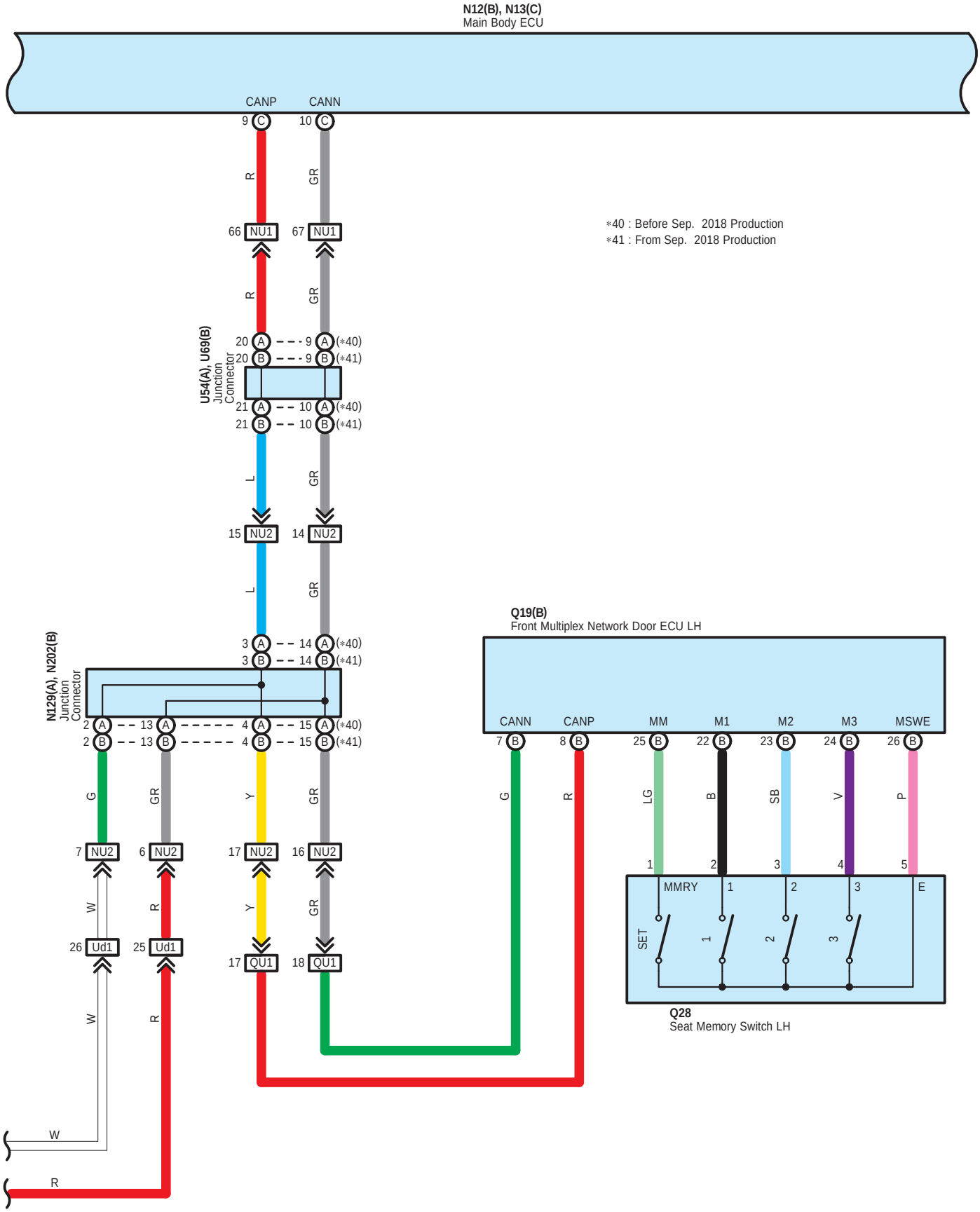
N12(B), N13(C)
Main Body ECU
CANP
CANN
9 C
10 C
R
GR
66 NU1
67 NU1
R
GR
U54(A), U69(B)
Junction
Connector
20 A
9 A (*40)
20 B
9 B (*41)
21 A
10 A (*40)
21 B
10 B (*41)
L
GR
15 NU2
14 NU2
L
GR
N129(A), N202(B)
Junction
Connector
3 A
14 A (*40)
3 B
14 B (*41)
2 A
13 A
4 A
15 A (*40)
2 B
13 B
4 B
15 B (*41)
G
GR
Y
GR
7 NU2
6 NU2
17 NU2
16 NU2
W
R
Y
GR
26 Ud1
25 Ud1
17 QU1
18 QU1
W
R
W
R
*40 : Before Sep. 2018 Production
*41 : From Sep. 2018 Production
Q19(B)
Front Multiplex Network Door ECU LH
CANN
CANP
MM
M1
M2
M3
MSWE
7 B
8 B
25 B
22 B
23 B
24 B
26 B
G
R
LG
B
SB
V
P
1
2
3
4
5
MMRY
1
2
3
E
SET
1
2
3
Q28
Seat Memory Switch LH

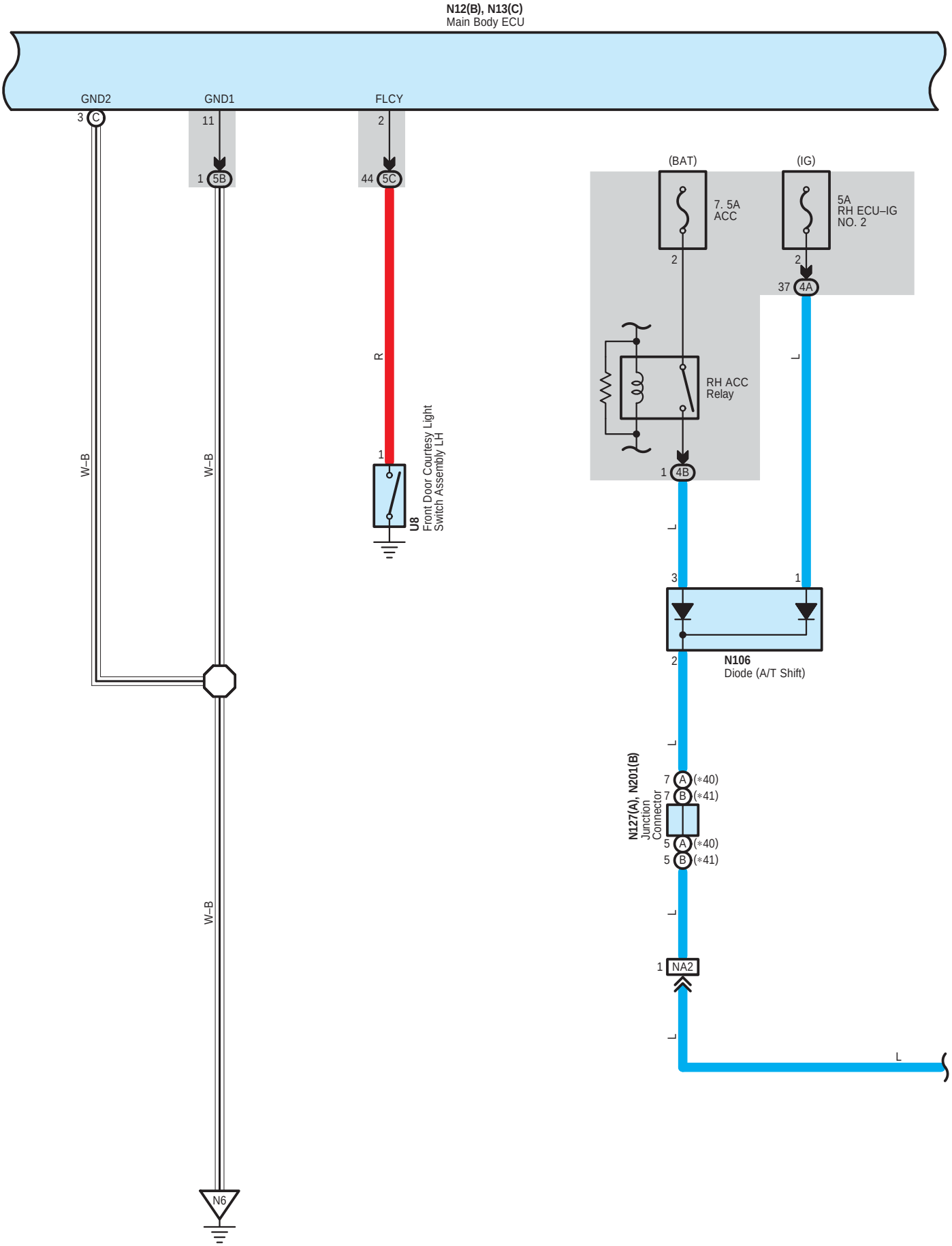
N12(B), N13(C)
Main Body ECU
GND2
GND1
FLCY
3 C
11
1 5B
2
44 5C
(BAT)
(IG)
7. 5A
ACC
5A
RH ECU–IG
NO. 2
2
2
37 4A
R
L
RH ACC
Relay
1 4B
W–B
W–B
1
U8
Front Door Courtesy Light
Switch Assembly LH
L
3
1
2
N106
Diode (A/T Shift)
L
N127(A), N201(B)
Junction
Connector
7 A (*40)
7 B (*41)
5 A (*40)
5 B (*41)
L
1 NA2
L
L
W–B
N6

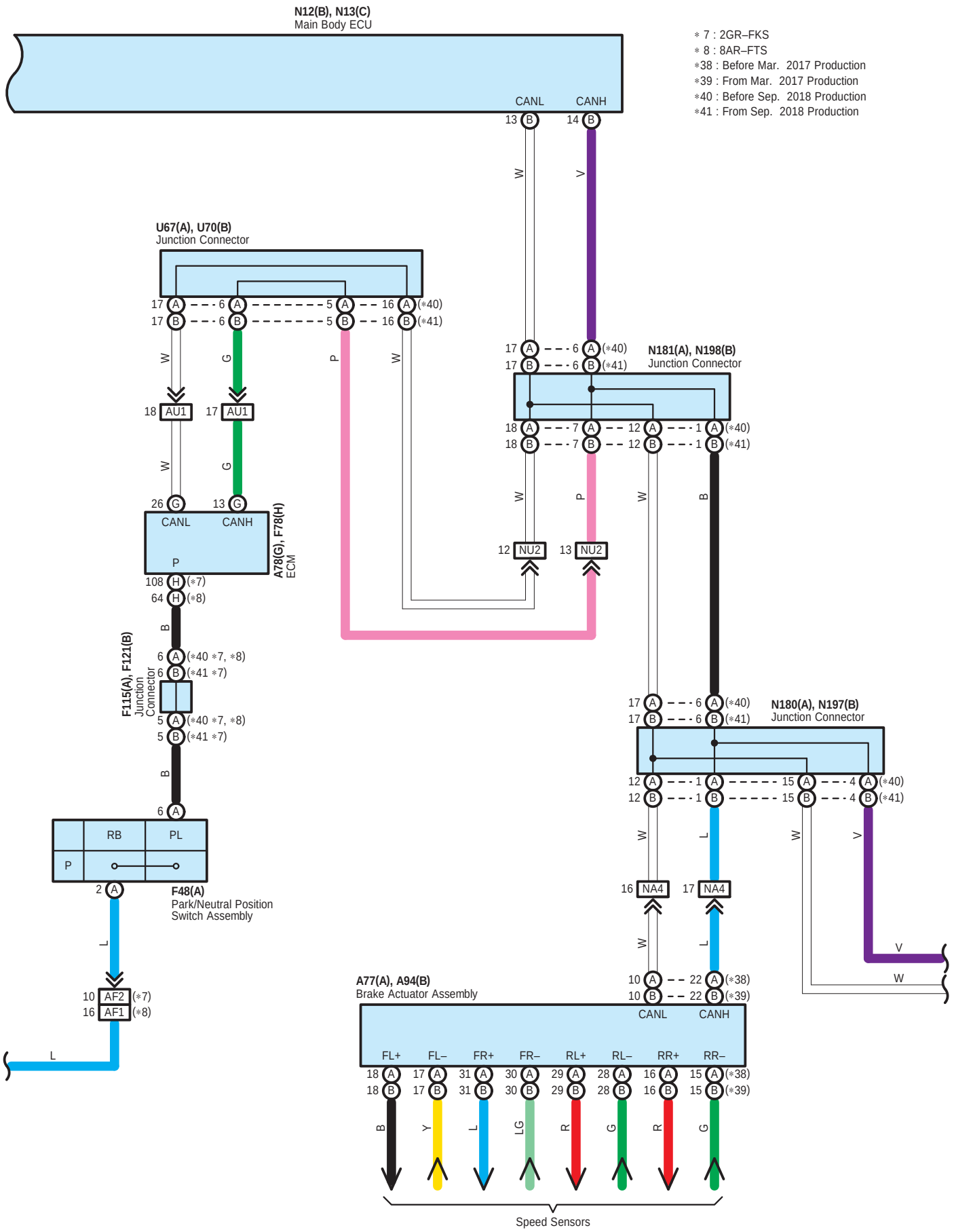
N12(B), N13(C)
Main Body ECU
CANL
CANH
∗ 7 : 2GR–FKS
∗ 8 : 8AR–FTS
∗38 : Before Mar. 2017 Production
∗39 : From Mar. 2017 Production
∗40 : Before Sep. 2018 Production
∗41 : From Sep. 2018 Production
U67(A), U70(B)
Junction Connector
N181(A), N198(B)
Junction Connector
AU1
NU2
A78(G), F78(H)
ECM
F115(A), F121(B)
Junction Connector
N180(A), N197(B)
Junction Connector
NA4
RB
PL
F48(A)
Park/Neutral Position
Switch Assembly
AF2
AF1
A77(A), A94(B)
Brake Actuator Assembly
FL+
FL–
FR+
FR–
RL+
RL–
RR+
RR–
Speed Sensors

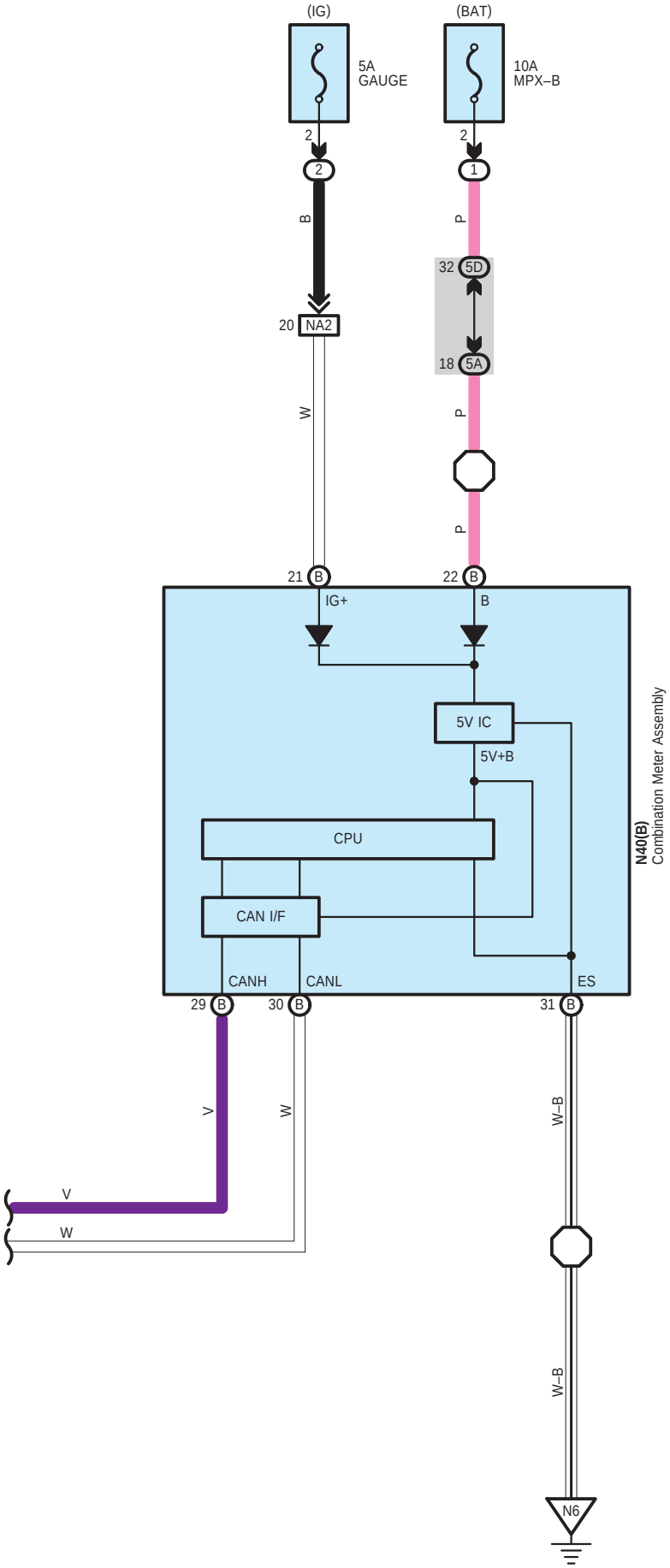
(IG)
(BAT)
5A
GAUGE
10A
MPX–B
2
2
2
1
B
P
32
5D
20
NA2
18
5A
W
P
P
21
B
22
B
IG+
B
5V IC
5V+B
CPU
CAN I/F
N40(B)
Combination Meter Assembly
CANH
CANL
ES
29
B
30
B
31
B
V
W
W–B
V
W
W–B
N6

A 77

Black

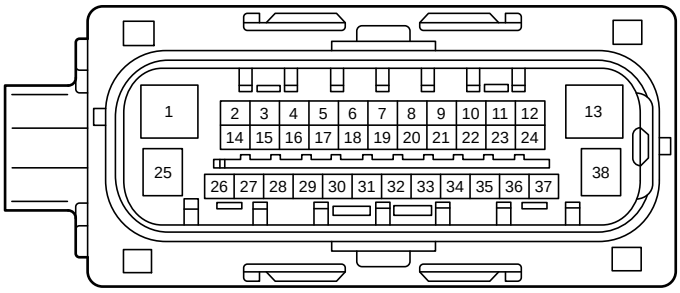

A 78

Black

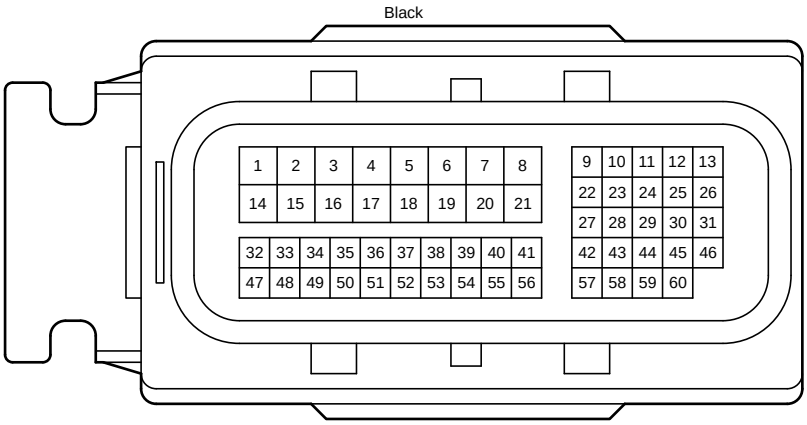

A 94

Black

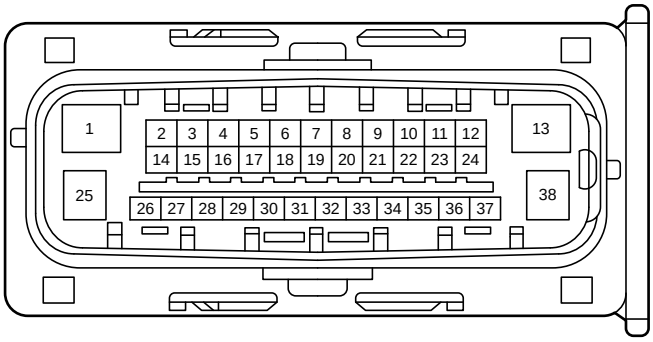

F 48

Black

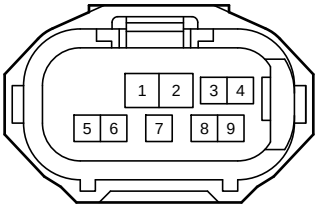

F 78

Black

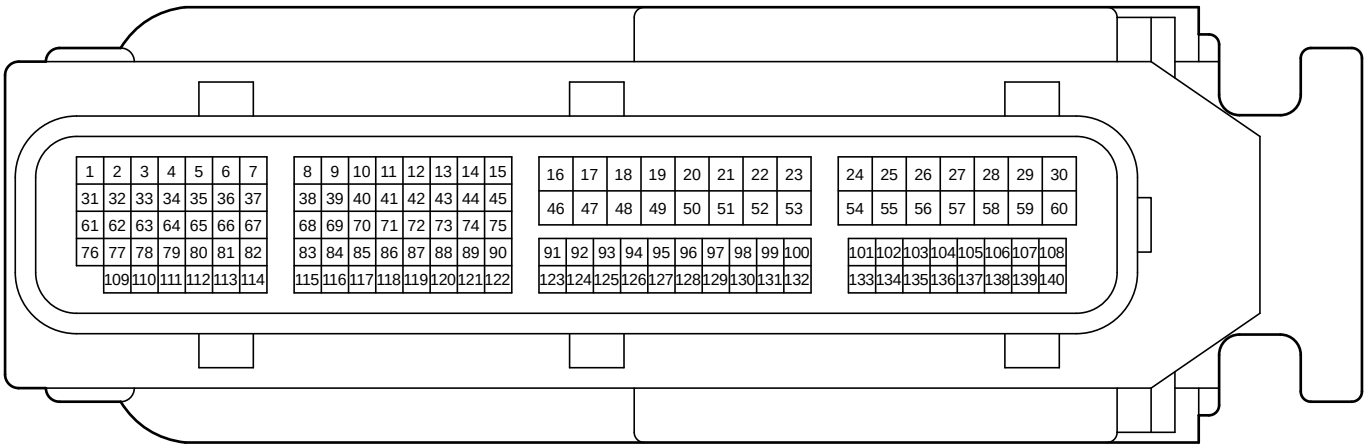

F115
Blue

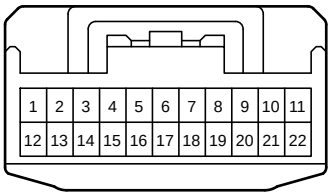

F121
Black

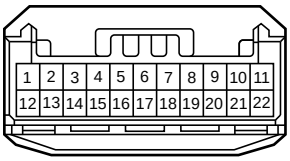

N 12
White

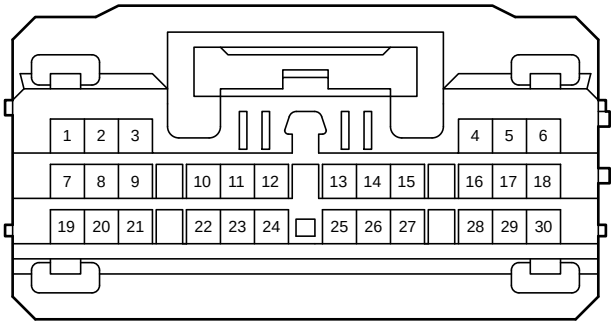

N 13
White

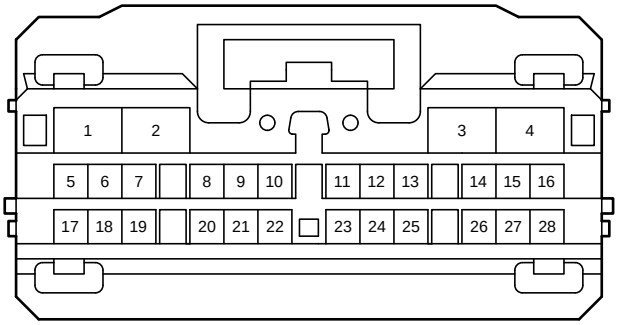

N 40
Black

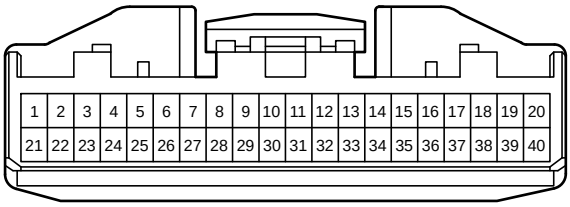

N106
Gray

N127
Blue

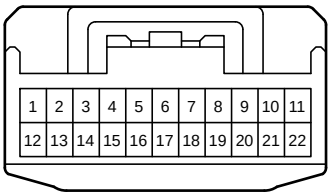

N129
Blue

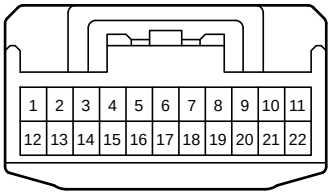

N180
Gray

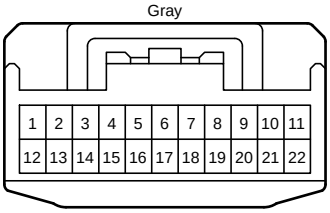

N181
Gray

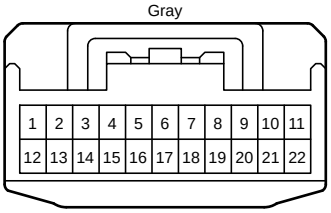

N197
Black

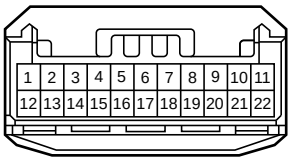

N198
Black

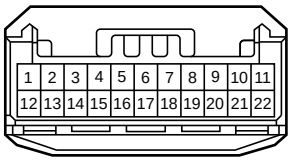

N201
Black

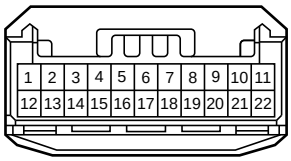

N202
Black

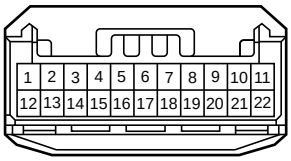

Q 19
White

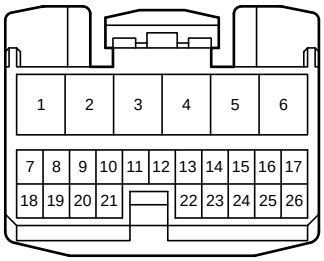

Q 28
White

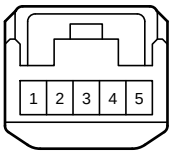

U 8
Black

U 54
Blue

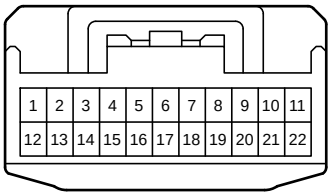

U 67
Gray

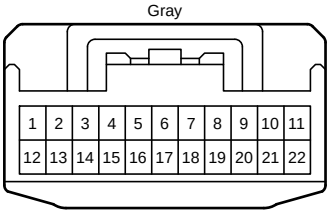

U 69
Black

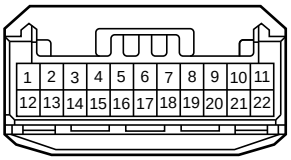

U 70
Black

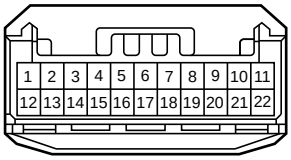

d 2
White

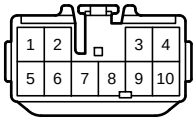

d 3
White

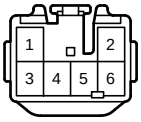

d 4
White

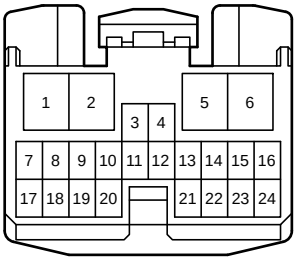

d 5
White

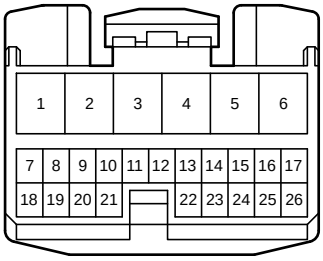

d 7
Black

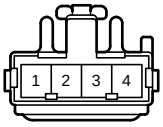

d 9
Black

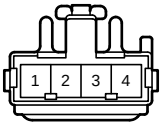

d 10
Black

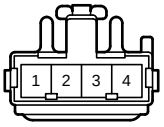

d 12
White

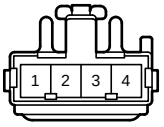

d 18
Black

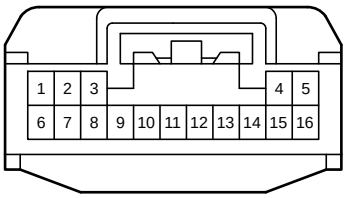

d 25
Green

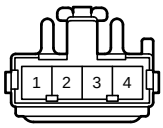

d 26
White

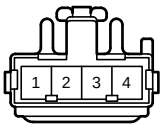

d 27
White

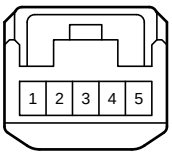

d 28
Black

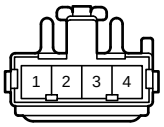

d 30
Blue

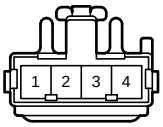

d 31
Gray

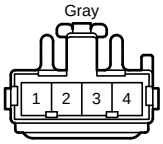

d 34
Black

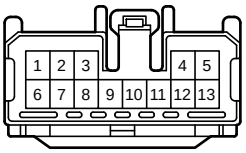

d 35
Black

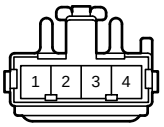

4A
White

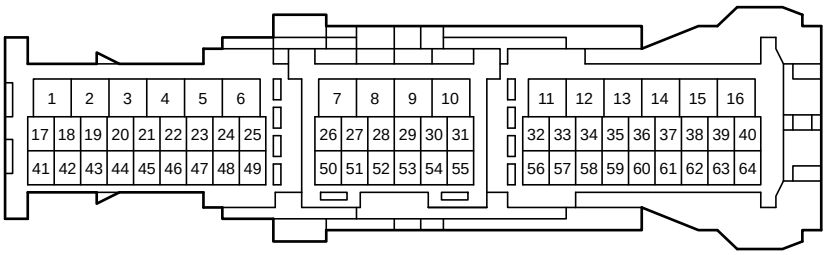

4B
White

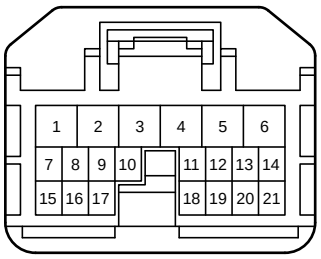

5A
White

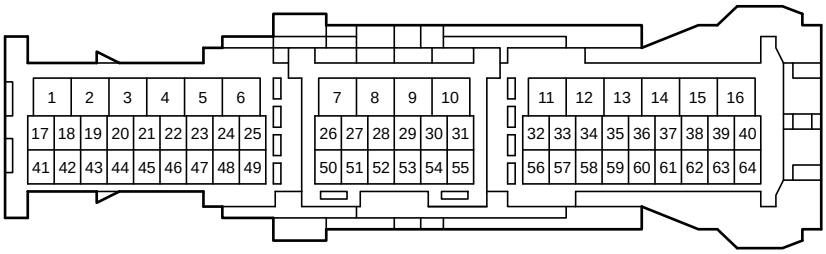

5B
White

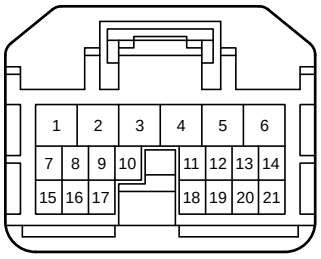

5C
White

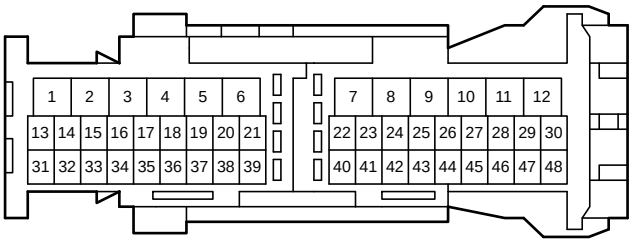

5D
White

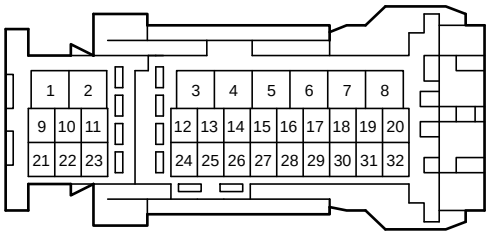

AF1
Gray

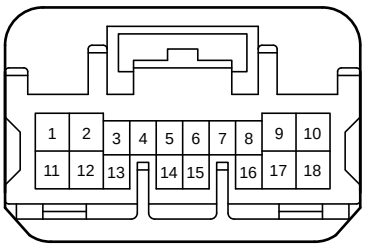

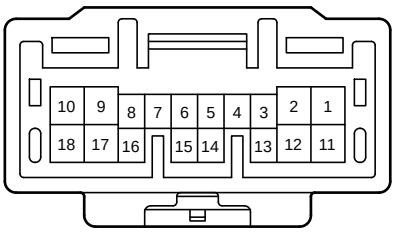

AF2
White

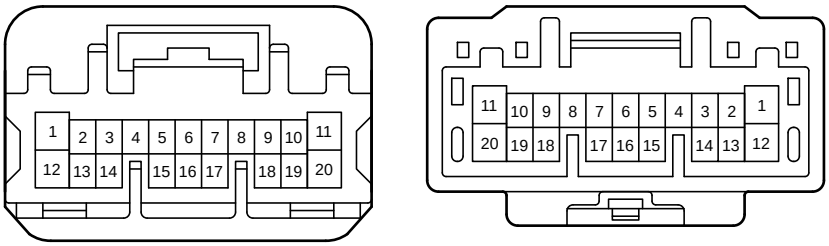

AU1
White

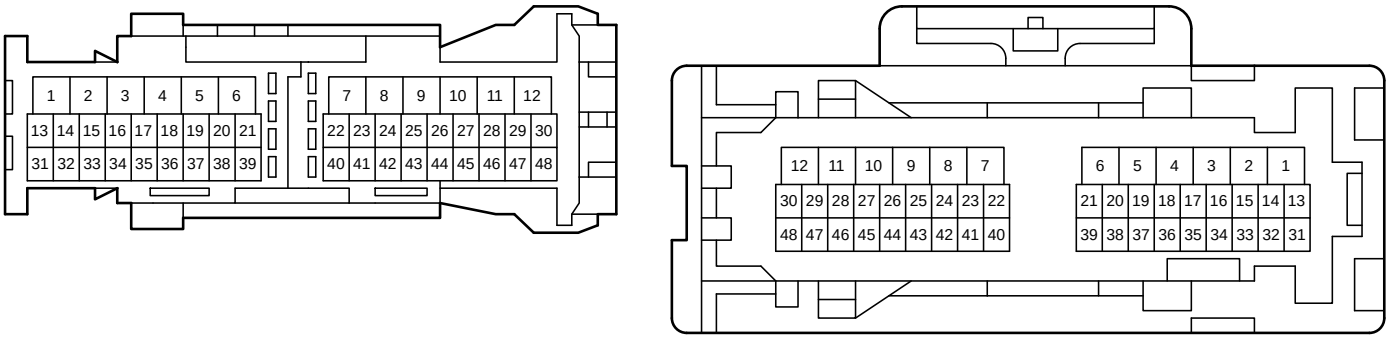

NA2
White

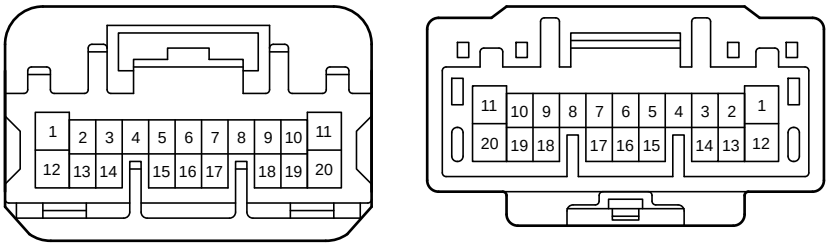

NA4
Gray

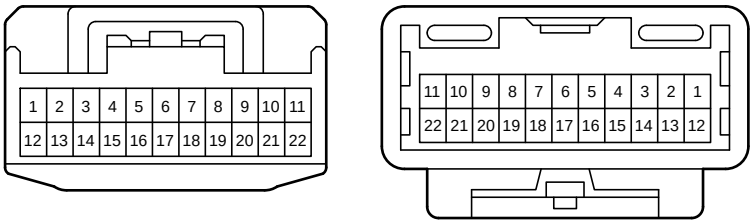

NU1
White

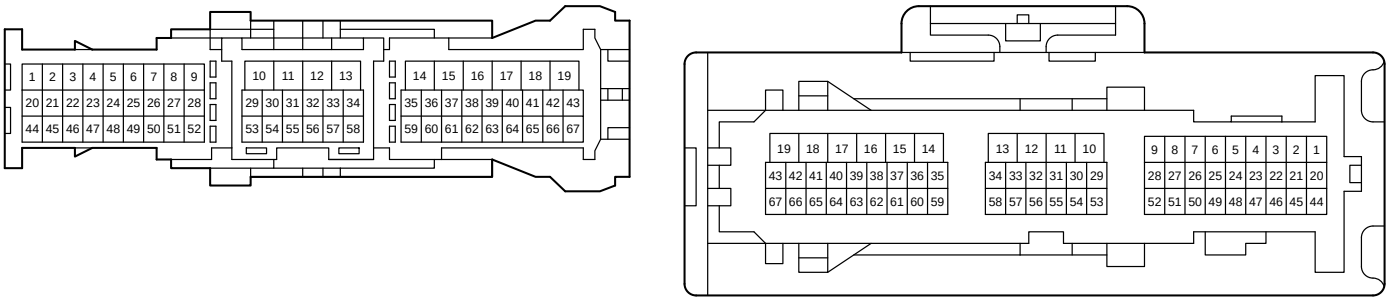

NU2
White

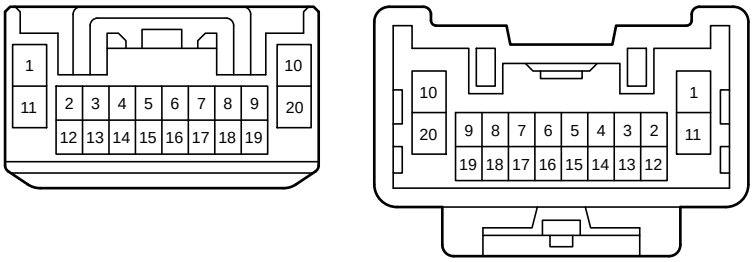

QU1
White

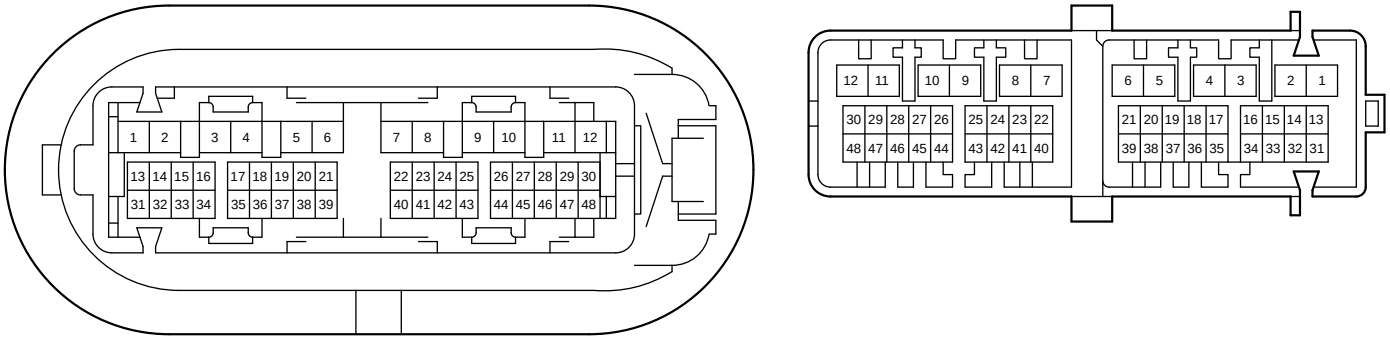

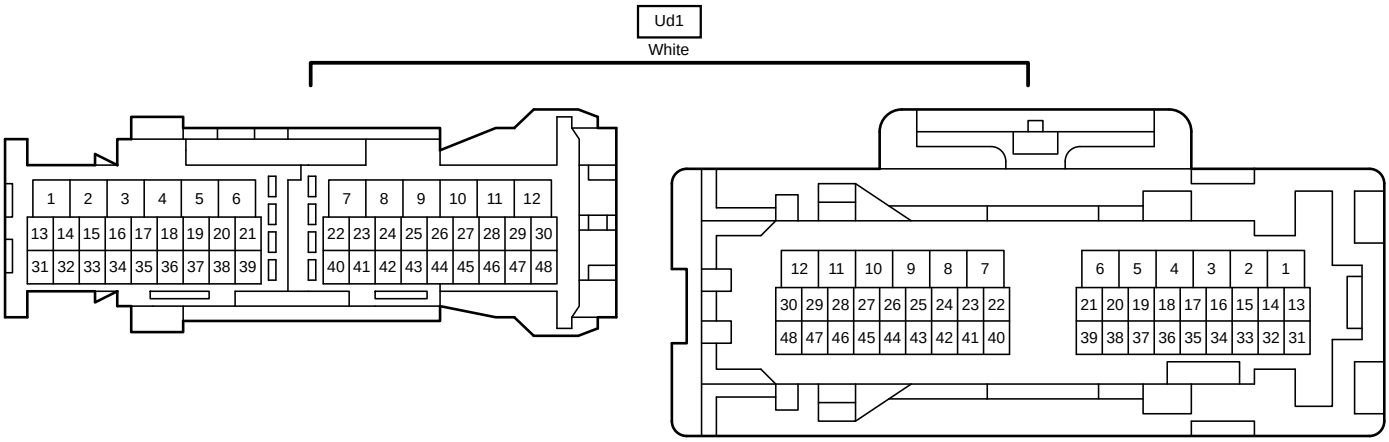
Ud1
White
1 2 3 4 5 6 7 8 9 10 11 12
13 14 15 16 17 18 19 20 21 22 23 24 25 26 27 28 29 30
31 32 33 34 35 36 37 38 39 40 41 42 43 44 45 46 47 48
12 11 10 9 8 7 6 5 4 3 2 1
30 29 28 27 26 25 24 23 22 21 20 19 18 17 16 15 14 13
48 47 46 45 44 43 42 41 40 39 38 37 36 35 34 33 32 31