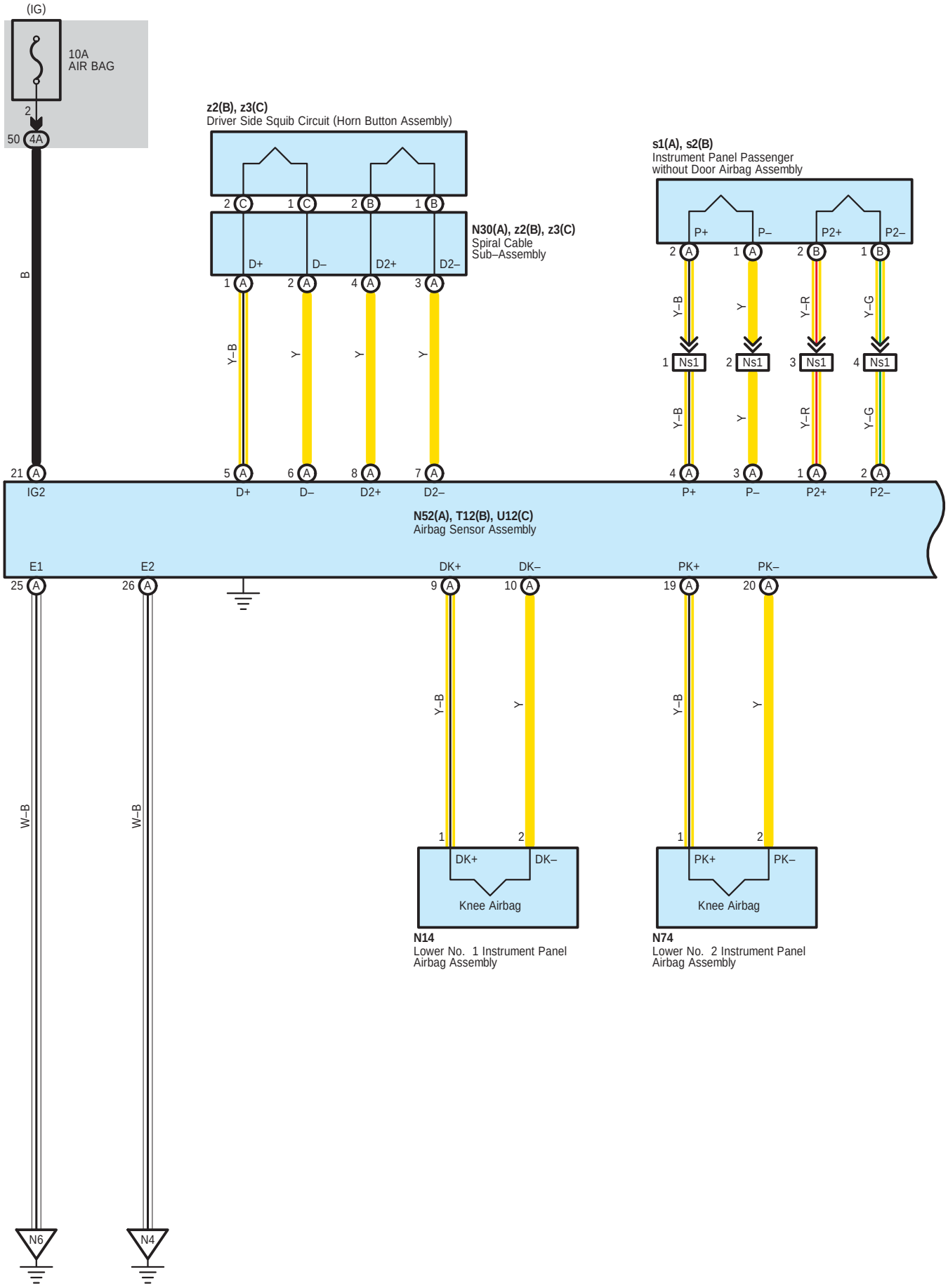
(IG)
10A
AIR BAG
2
50 4A
B
z2(B), z3(C)
Driver Side Squib Circuit (Horn Button Assembly)
2 C 1 C 2 B 1 B
N30(A), z2(B), z3(C)
Spiral Cable
Sub–Assembly
D+ D– D2+ D2–
1 A 2 A 4 A 3 A
Y–B Y Y Y
s1(A), s2(B)
Instrument Panel Passenger
without Door Airbag Assembly
P+ P– P2+ P2–
2 A 1 A 2 B 1 B
Y–B Y Y–R Y–G
1 Ns1 2 Ns1 3 Ns1 4 Ns1
Y–B Y Y–R Y–G
21 A 5 A 6 A 8 A 7 A
IG2 D+ D– D2+ D2–
4 A 3 A 1 A 2 A
P+ P– P2+ P2–
N52(A), T12(B), U12(C)
Airbag Sensor Assembly
E1 E2 DK+ DK– PK+ PK–
25 A 26 A 9 A 10 A 19 A 20 A
Y–B Y Y–B Y
W–B W–B
1 2 1 2
DK+ DK– PK+ PK–
Knee Airbag
Knee Airbag
N14
Lower No. 1 Instrument Panel
Airbag Assembly
N74
Lower No. 2 Instrument Panel
Airbag Assembly
N6
N4

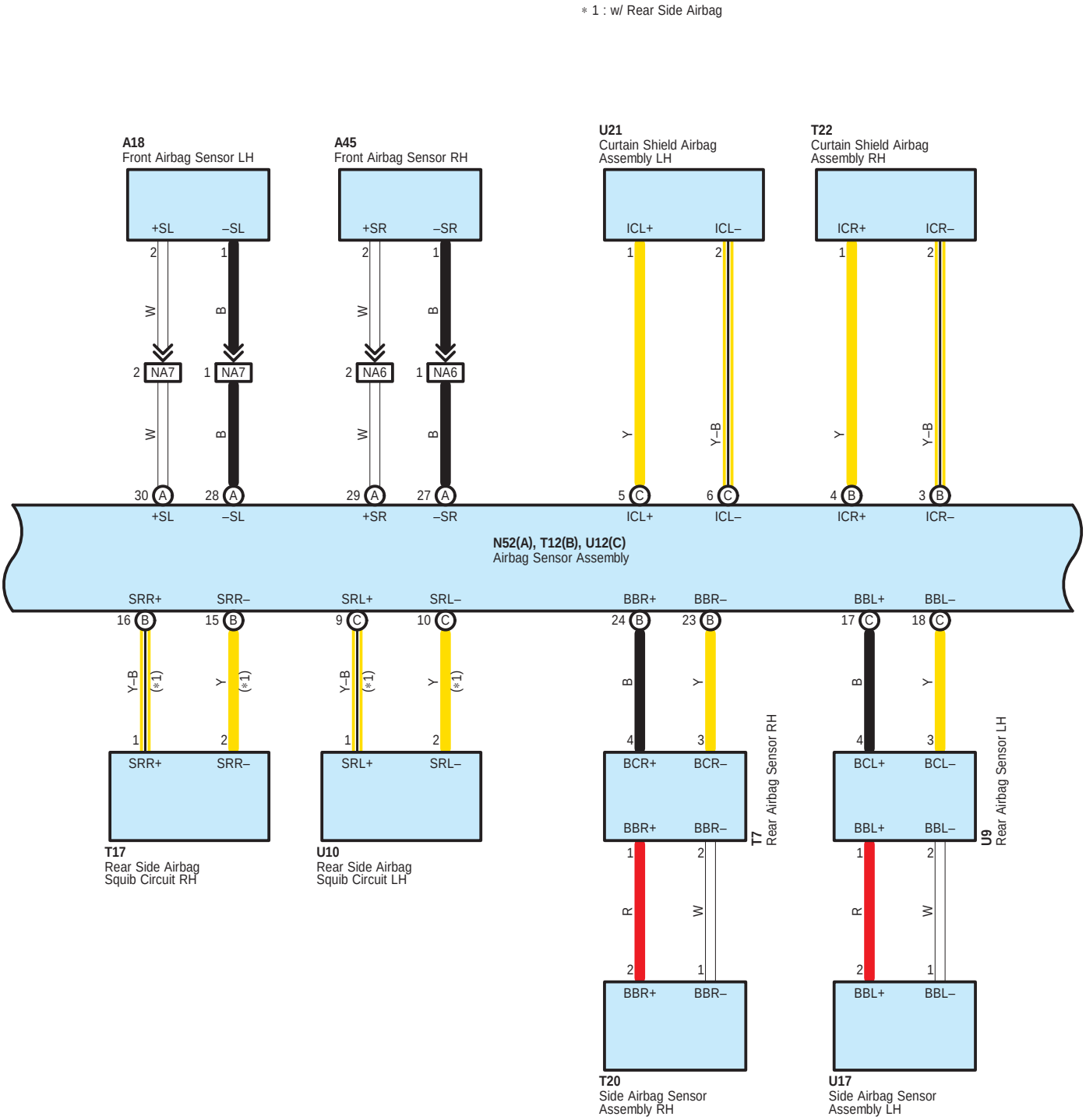
∗1 : w/ Rear Side Airbag
A18
Front Airbag Sensor LH
+SL
–SL
A45
Front Airbag Sensor RH
+SR
–SR
U21
Curtain Shield Airbag
Assembly LH
ICL+
ICL–
T22
Curtain Shield Airbag
Assembly RH
ICR+
ICR–
NA7
NA6
N52(A), T12(B), U12(C)
Airbag Sensor Assembly
SRR+
SRR–
SRL+
SRL–
BBR+
BBR–
BBL+
BBL–
(∗1)
T17
Rear Side Airbag
Squib Circuit RH
U10
Rear Side Airbag
Squib Circuit LH
BCR+
BCR–
T7
Rear Airbag Sensor RH
BCL+
BCL–
U9
Rear Airbag Sensor LH
T20
Side Airbag Sensor
Assembly RH
U17
Side Airbag Sensor
Assembly LH

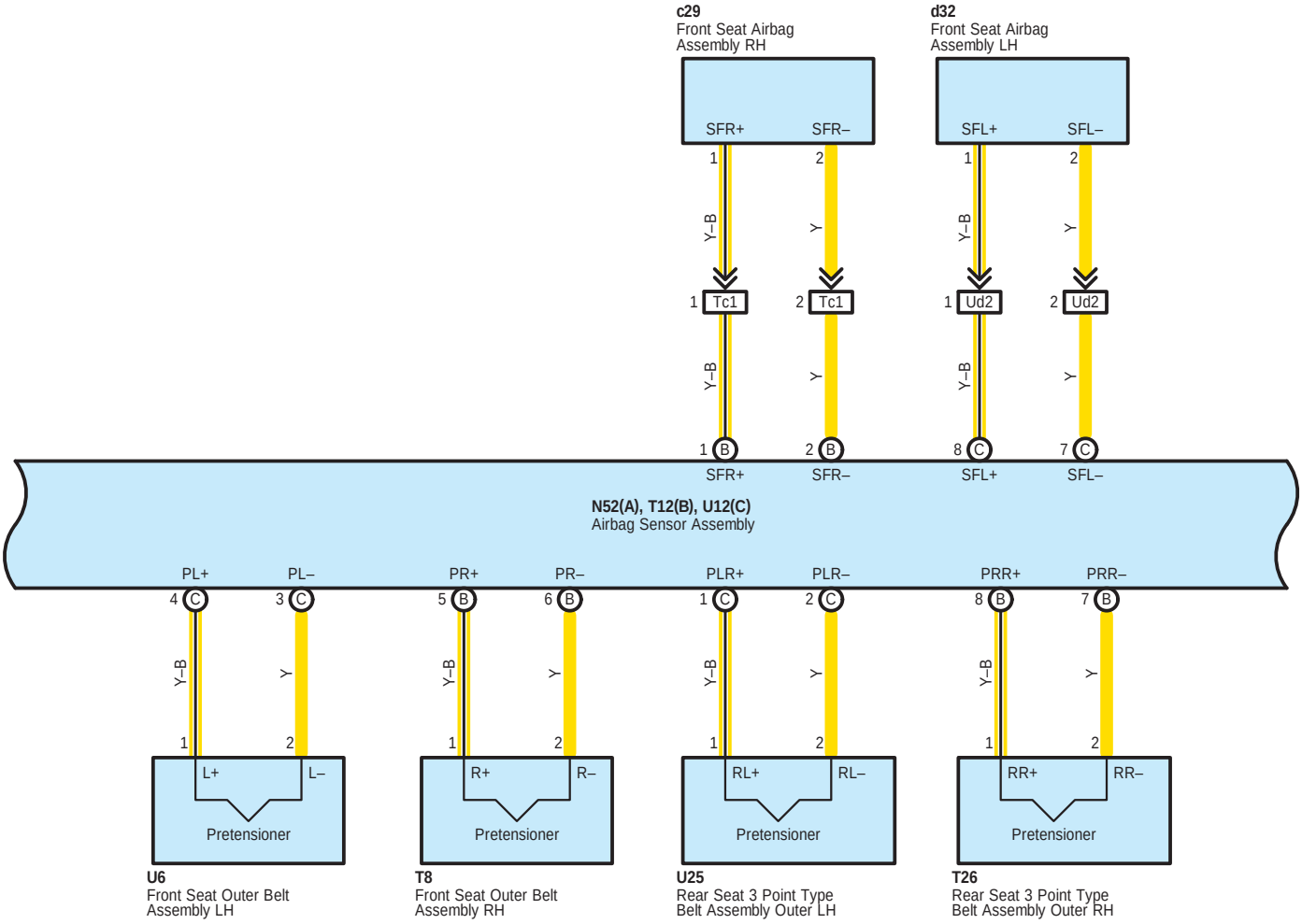
c29
Front Seat Airbag
Assembly RH
d32
Front Seat Airbag
Assembly LH
SFR+
SFR–
SFL+
SFL–
Y–B
Y
Tc1
Ud2
N52(A), T12(B), U12(C)
Airbag Sensor Assembly
PL+
PL–
PR+
PR–
PLR+
PLR–
PRR+
PRR–
L+
L–
R+
R–
RL+
RL–
RR+
RR–
Pretensioner
U6
Front Seat Outer Belt
Assembly LH
T8
Front Seat Outer Belt
Assembly RH
U25
Rear Seat 3 Point Type
Belt Assembly Outer LH
T26
Rear Seat 3 Point Type
Belt Assembly Outer RH

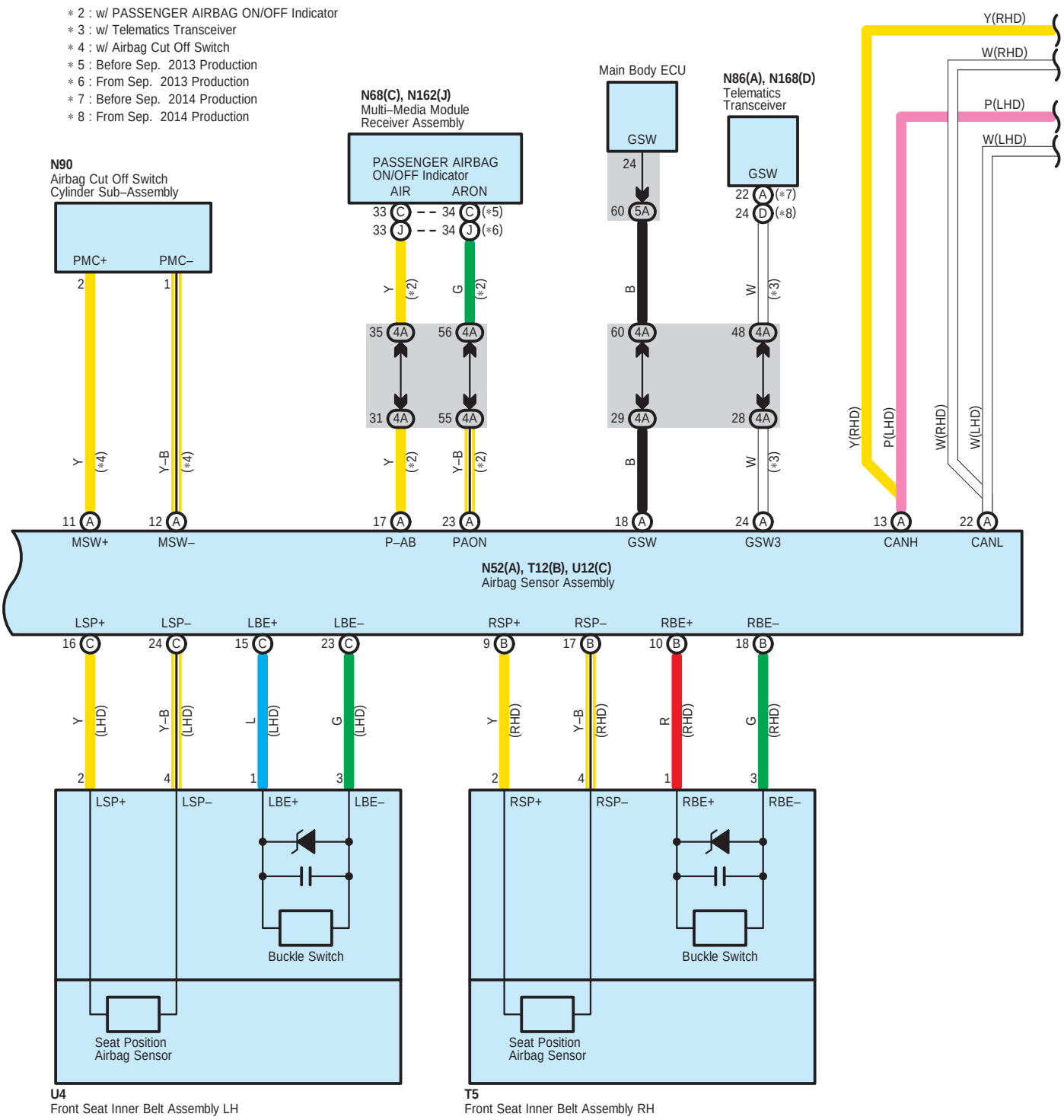
∗2 : w/ PASSENGER AIRBAG ON/OFF Indicator
∗3 : w/ Telematics Transceiver
∗4 : w/ Airbag Cut Off Switch
∗5 : Before Sep. 2013 Production
∗6 : From Sep. 2013 Production
∗7 : Before Sep. 2014 Production
∗8 : From Sep. 2014 Production
N90
Airbag Cut Off Switch
Cylinder Sub–Assembly
PMC+
PMC–
N68(C), N162(J)
Multi–Media Module
Receiver Assembly
PASSENGER AIRBAG
ON/OFF Indicator
AIR
ARON
Main Body ECU
GSW
N86(A), N168(D)
Telematics
Transceiver
GSW
Y(RHD)
W(RHD)
P(LHD)
W(LHD)
MSW+
MSW–
P–AB
PAON
GSW
GSW3
CANH
CANL
N52(A), T12(B), U12(C)
Airbag Sensor Assembly
LSP+
LSP–
LBE+
LBE–
RSP+
RSP–
RBE+
RBE–
Buckle Switch
Seat Position
Airbag Sensor
U4
Front Seat Inner Belt Assembly LH
T5
Front Seat Inner Belt Assembly RH

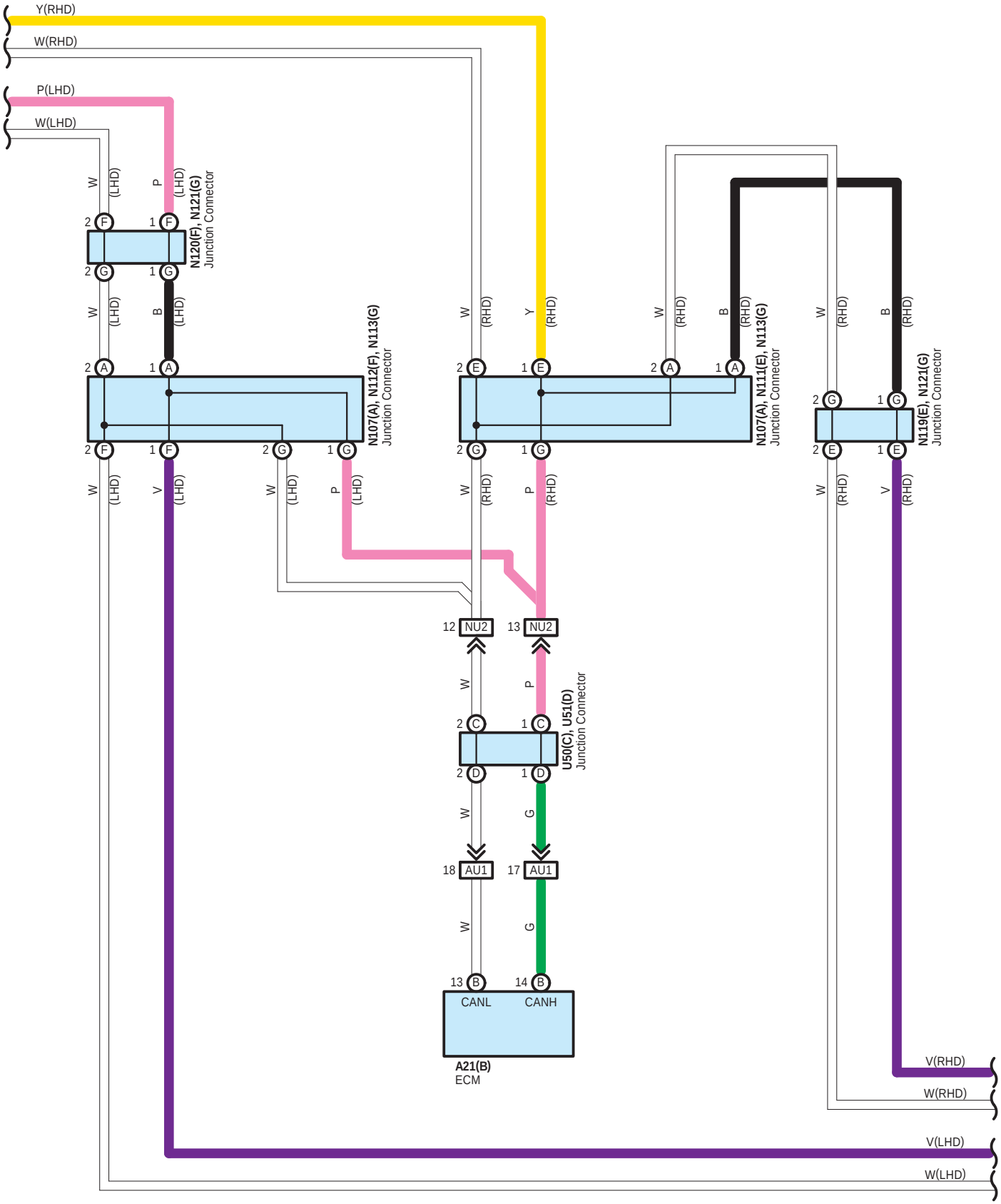
Y(RHD)
W(RHD)
P(LHD)
W(LHD)
N120(F), N121(G)
Junction Connector
N107(A), N112(F), N113(G)
Junction Connector
N107(A), N111(E), N113(G)
Junction Connector
N119(E), N121(G)
Junction Connector
U50(C), U51(D)
Junction Connector
NU2
AU1
CANL
CANH
A21(B)
ECM
V(RHD)
W(RHD)
V(LHD)
W(LHD)

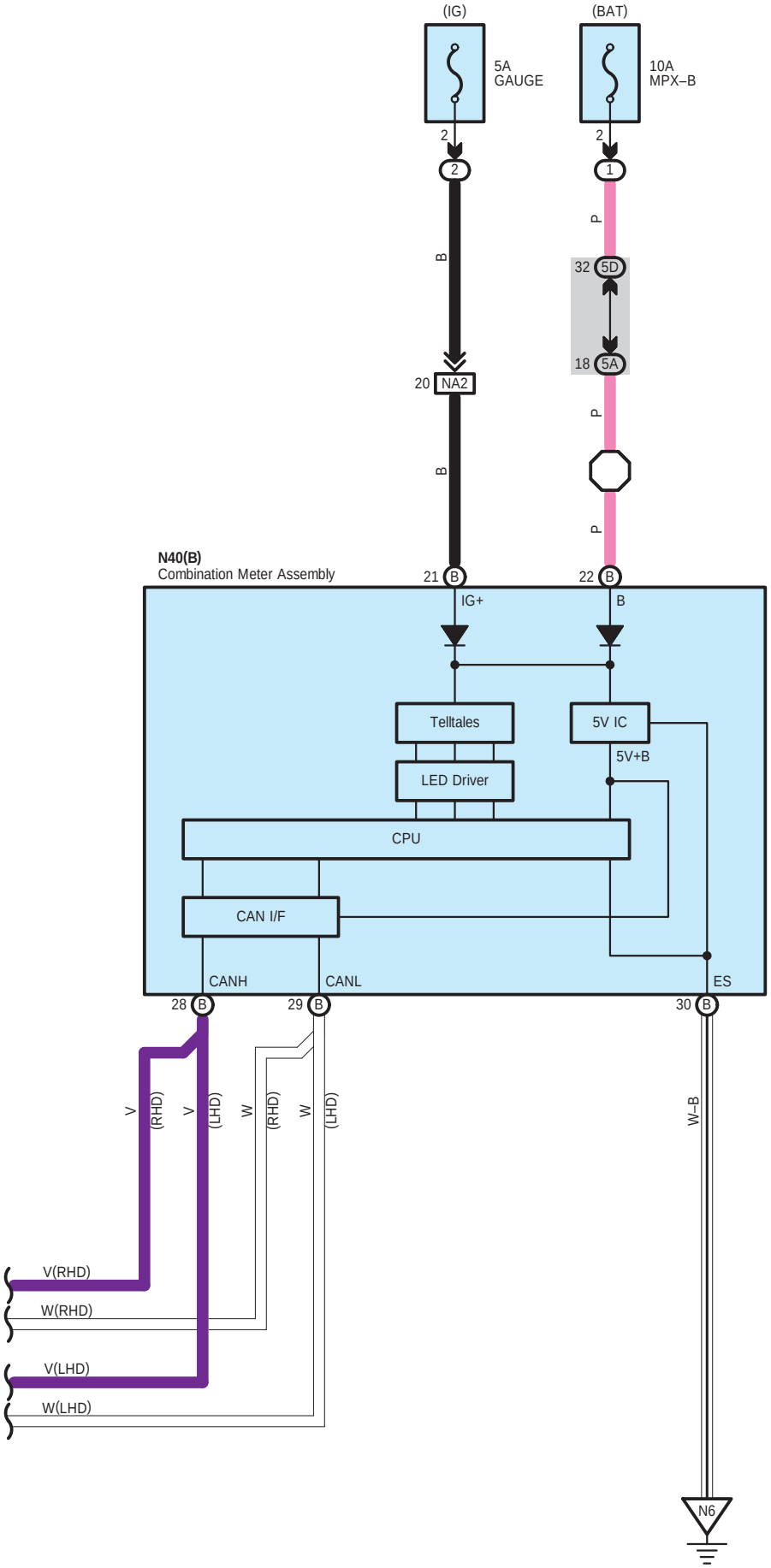
(IG)
(BAT)
5A
GAUGE
10A
MPX–B
2
2
2
1
B
P
32 5D
18 5A
20 NA2
B
P
P
N40(B)
Combination Meter Assembly
21 B
22 B
IG+
B
Telltales
5V IC
5V+B
LED Driver
CPU
CAN I/F
CANH
CANL
ES
28 B
29 B
30 B
V (RHD)
V (LHD)
W (RHD)
W (LHD)
W–B
V(RHD)
W(RHD)
V(LHD)
W(LHD)
N6

A 18
Yellow



A 21
White

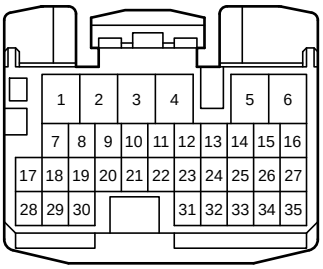

A 45
Yellow



N 14
Black

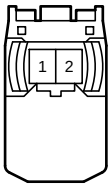

N 30
Yellow

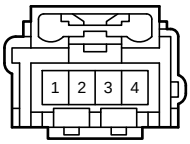

N 40
Black

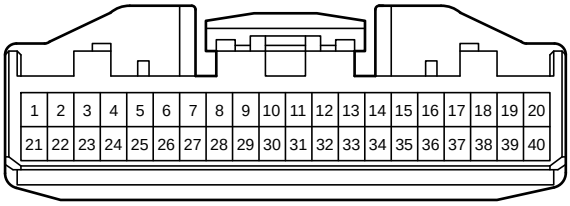

N 52
Yellow

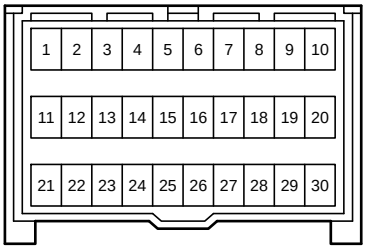

N 68
White

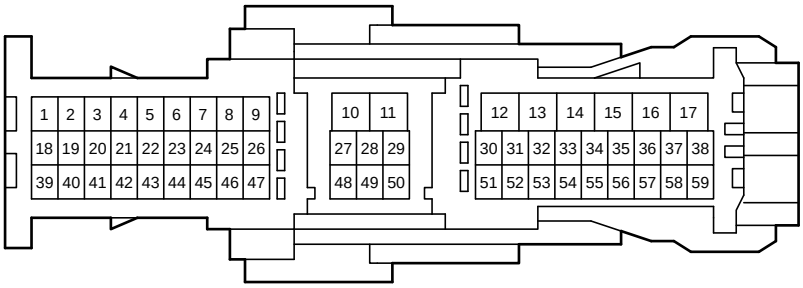

N 74
Yellow



N 86
White

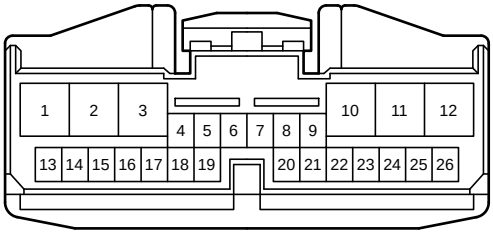

N 90
Black

N107
White

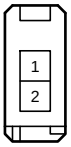

N111
White

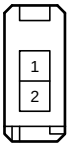

N112
White

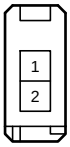

N113
White

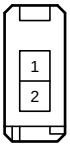

N119
White

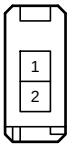

N120
White

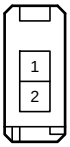

N121
White

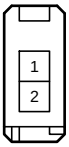

N162
White

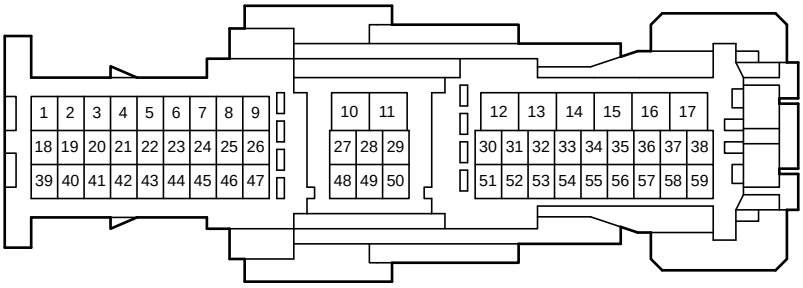

N168
White

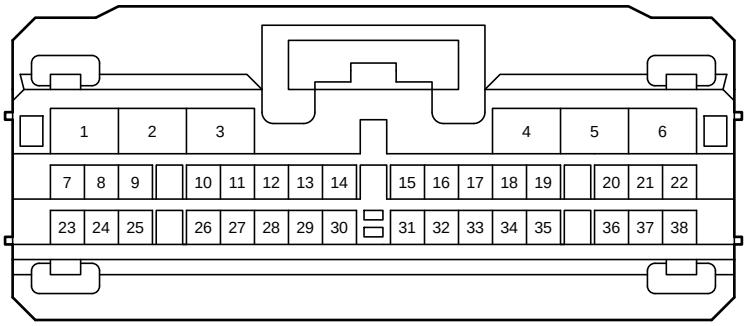

T 5
White

T 7
Yellow

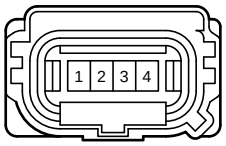

T 8
Black

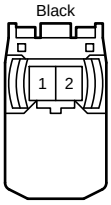

T 12
Yellow

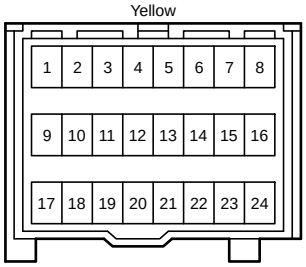

T 17
Yellow



T 20
Yellow

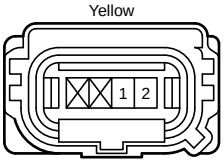

T 22
Black

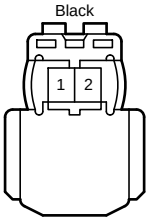

T 26
Black

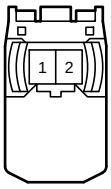

U 4
White

U 6
Black

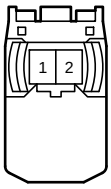

U 9
Yellow

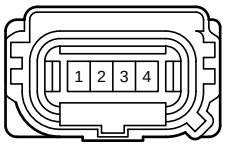

U 10
Yellow



U 12
Yellow

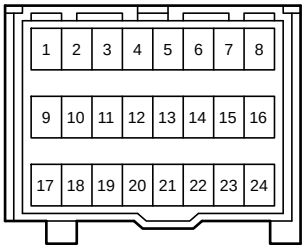

U 17
Yellow

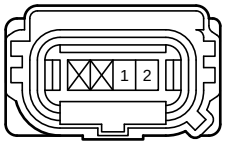

U 21
Black

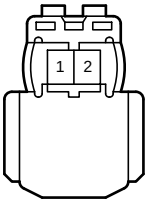

U 25
Black

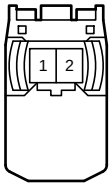

U 50
White

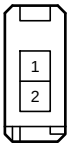

U 51
White

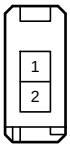

c 29
Yellow

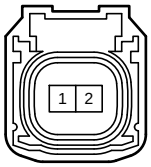

d 32
Yellow

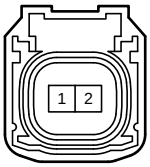

s 1
Orange

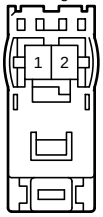

s 2
Black

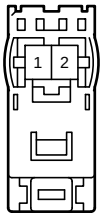

z 2
Black

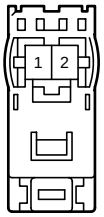

z 3
Orange

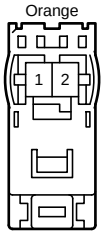

4A
White

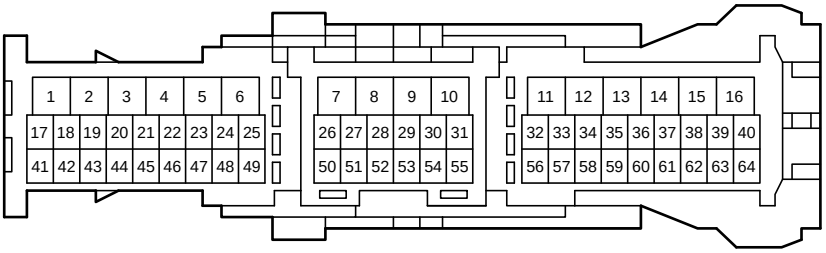

5A
White

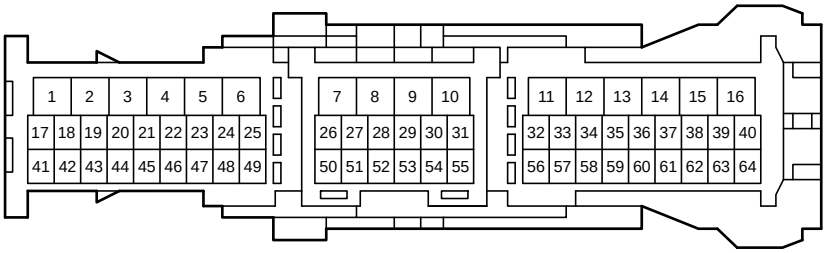

5D
White

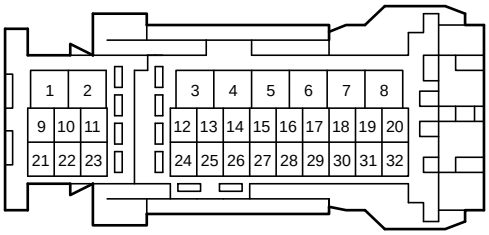

AU1
White

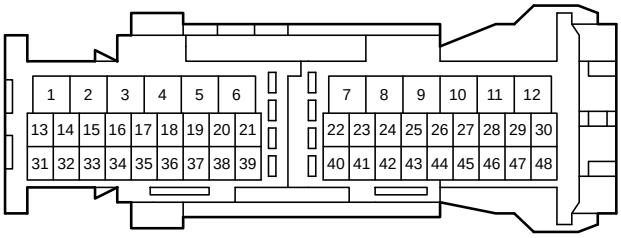

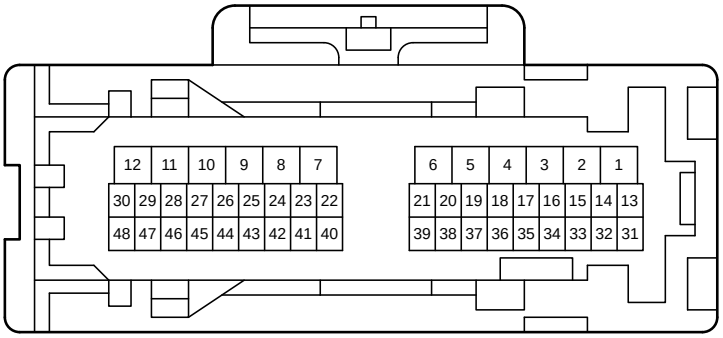

NA2
White

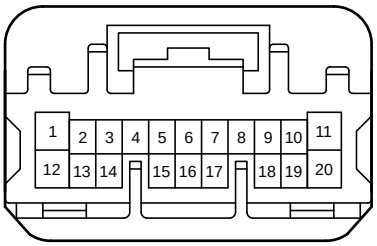

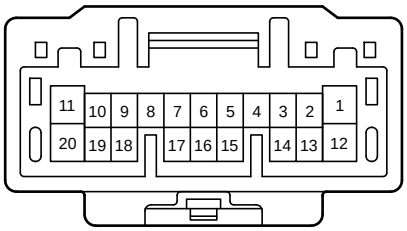

NA6
Yellow

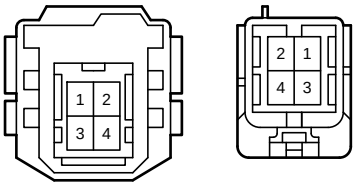

NA7
Yellow

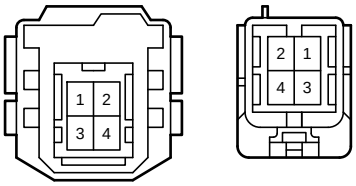

NU2
White

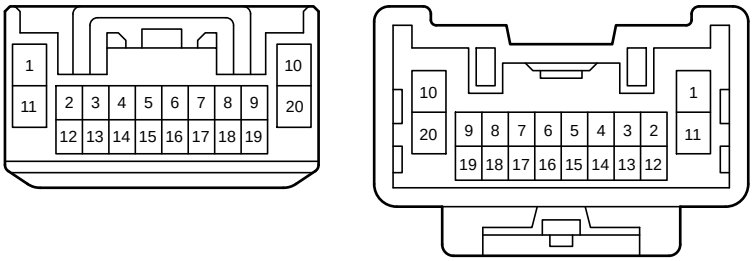

Ns1
Yellow

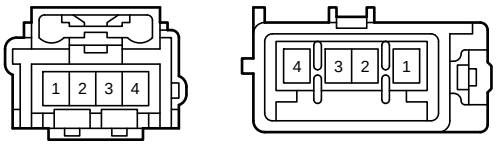

Tc1
Yellow

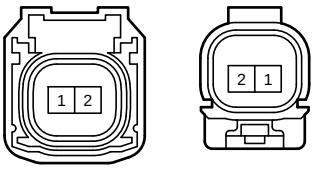
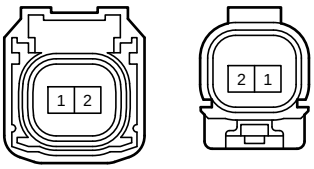
Ud2
Yellow