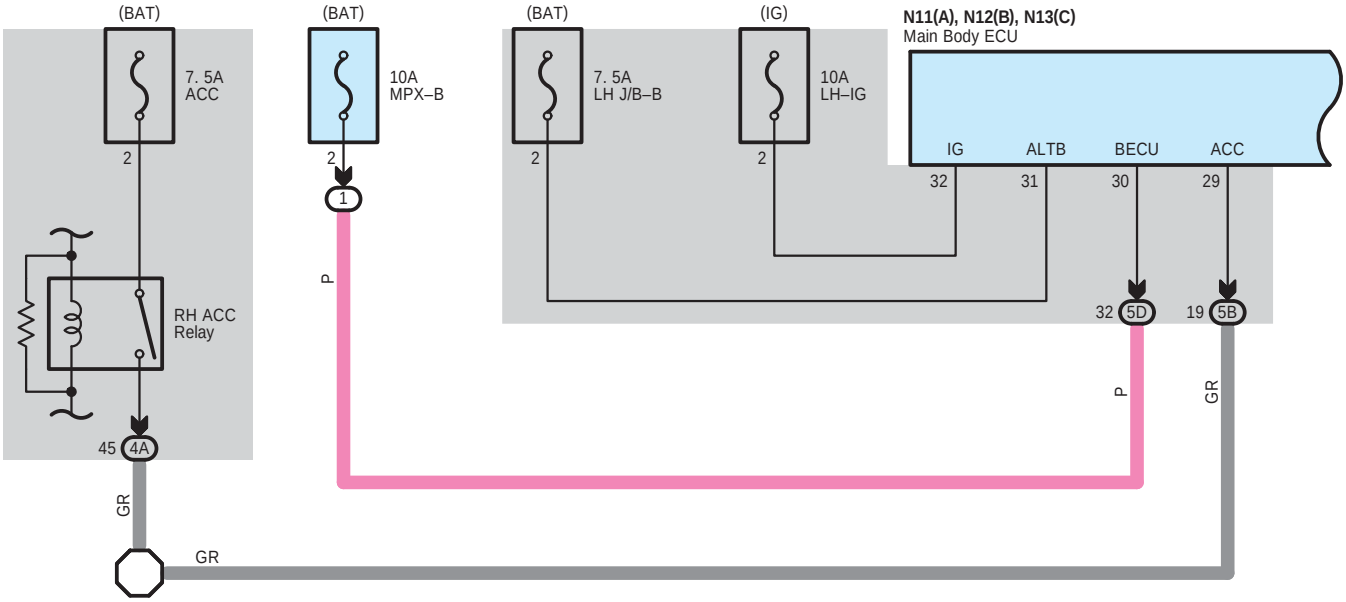
(BAT)
7. 5A
ACC
2
RH ACC
Relay
45
4A
GR
(BAT)
10A
MPX–B
2
1
P
(BAT)
7. 5A
LH J/B–B
2
(IG)
10A
LH–IG
2
N11(A), N12(B), N13(C)
Main Body ECU
IG
ALTB
BECU
ACC
32
31
30
29
32
5D
19
5B
P
GR
GR

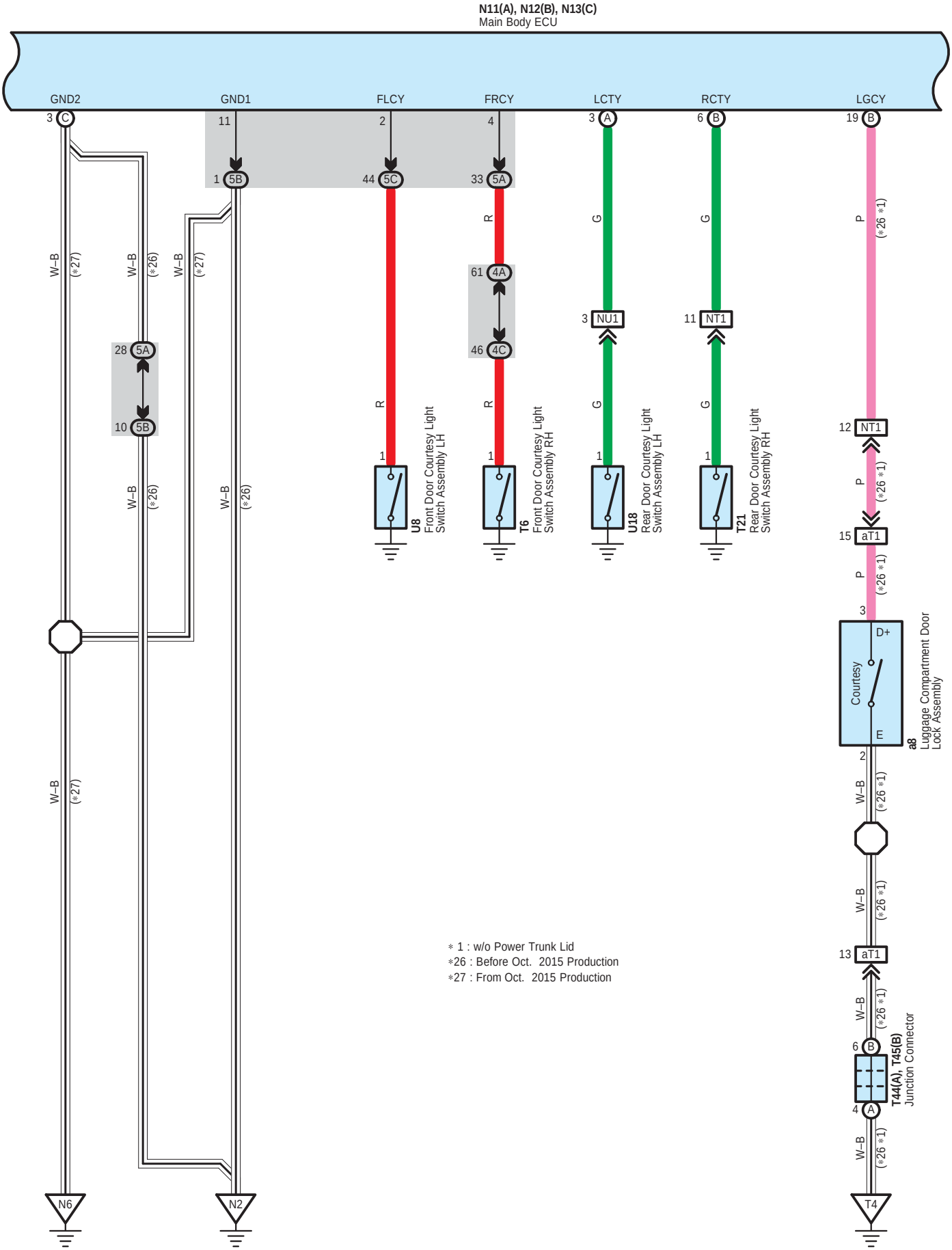
N11(A), N12(B), N13(C)
Main Body ECU
GND2
GND1
FLCY
FRCY
LCTY
RCTY
LGCY
U8
Front Door Courtesy Light Switch Assembly LH
T6
Front Door Courtesy Light Switch Assembly RH
U18
Rear Door Courtesy Light Switch Assembly LH
T21
Rear Door Courtesy Light Switch Assembly RH
a8
Luggage Compartment Door Lock Assembly
Courtesy
D+
E
T44(A), T45(B)
Junction Connector
N6
N2
T4
∗1 : w/o Power Trunk Lid
∗26 : Before Oct. 2015 Production
∗27 : From Oct. 2015 Production

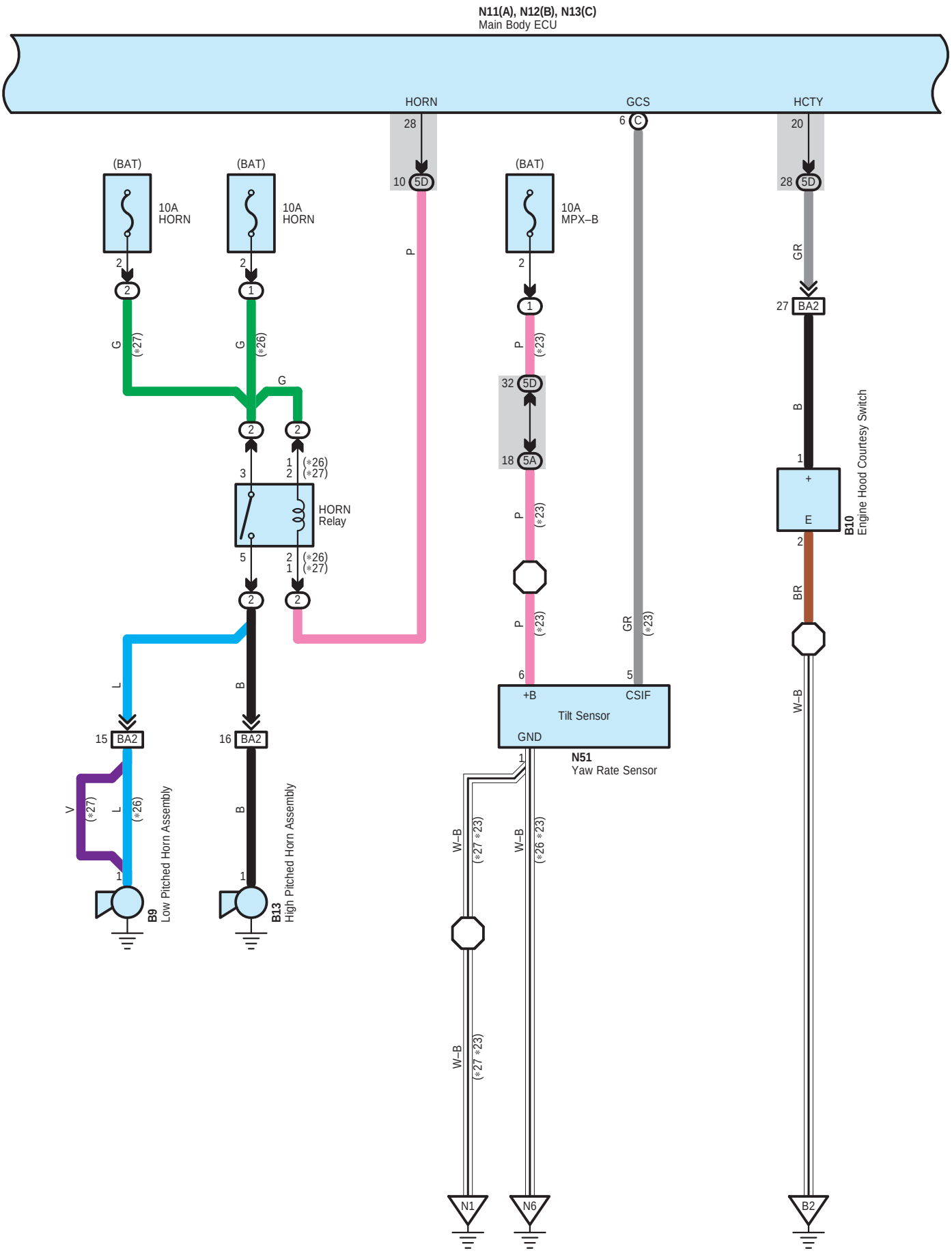
N11(A), N12(B), N13(C)
Main Body ECU
HORN
GCS
HCTY
(BAT)
10A
HORN
10A
MPX–B
HORN
Relay
Tilt Sensor
+B
CSIF
GND
N51
Yaw Rate Sensor
B9
Low Pitched Horn Assembly
B13
High Pitched Horn Assembly
B10
Engine Hood Courtesy Switch
BA2
N1
N6
B2

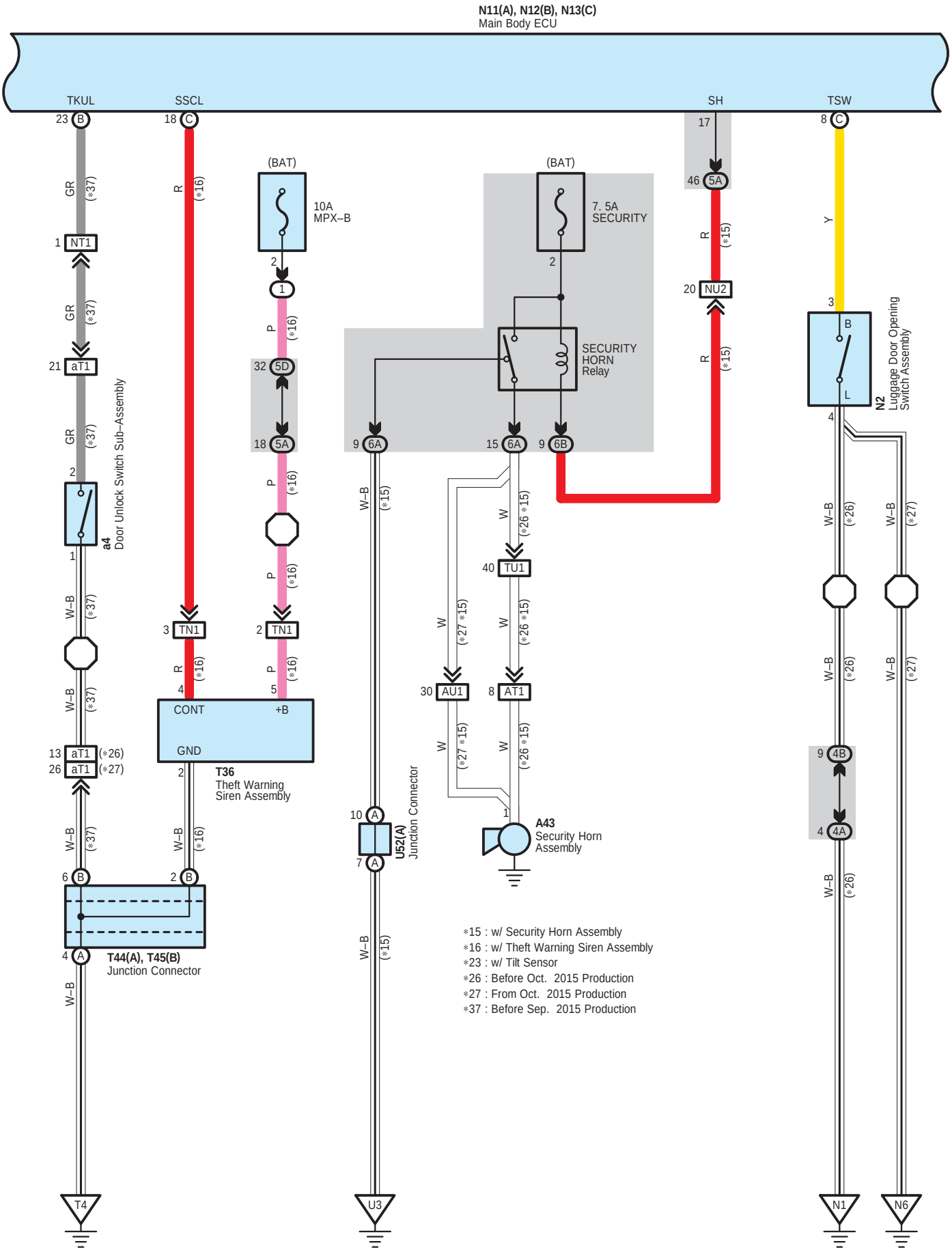
N11(A), N12(B), N13(C)
Main Body ECU
TKUL
SSCL
SH
TSW
23 B
18 C
17
8 C
GR (*37)
R (*16)
(BAT)
10A
MPX–B
7. 5A
SECURITY
46 5A
R (*15)
Y
1 NT1
2
1
20 NU2
3
B
L
N2
Luggage Door Opening
Switch Assembly
21 aT1
P (*16)
32 5D
SECURITY
HORN
Relay
18 5A
9 6A
15 6A
9 6B
4
a4
Door Unlock Switch Sub–Assembly
W–B (*37)
W (*26 *15)
40 TU1
W (*27 *15)
W (*26 *15)
W–B (*26)
W–B (*27)
3 TN1
2 TN1
30 AU1
8 AT1
13 aT1 (*26)
26 aT1 (*27)
CONT
+B
GND
T36
Theft Warning
Siren Assembly
10 A
7 A
U52(A)
Junction Connector
A43
Security Horn
Assembly
9 4B
4 4A
6 B
2 B
4 A
T44(A), T45(B)
Junction Connector
W–B (*15)
T4
U3
N1
N6
*15 : w/ Security Horn Assembly
*16 : w/ Theft Warning Siren Assembly
*23 : w/ Tilt Sensor
*26 : Before Oct. 2015 Production
*27 : From Oct. 2015 Production
*37 : Before Sep. 2015 Production

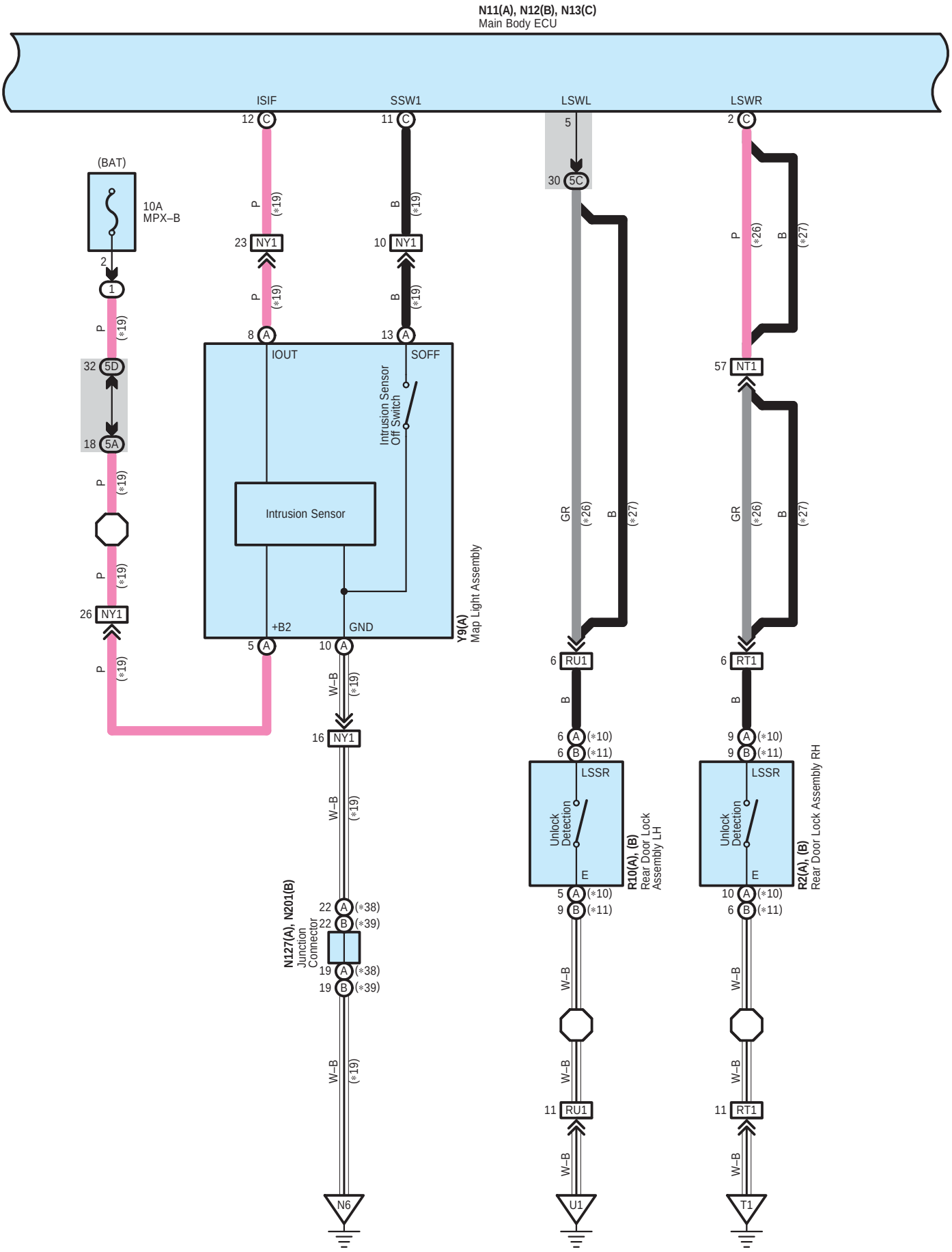
N11(A), N12(B), N13(C)
Main Body ECU
ISIF
SSW1
LSWL
LSWR
(BAT)
10A
MPX–B
IOUT
SOFF
Intrusion Sensor
Off Switch
Intrusion Sensor
+B2
GND
Y9(A)
Map Light Assembly
LSSR
Unlock
Detection
E
R10(A), (B)
Rear Door Lock
Assembly LH
R2(A), (B)
Rear Door Lock Assembly RH
N127(A), N201(B)
Junction
Connector
N6
U1
T1

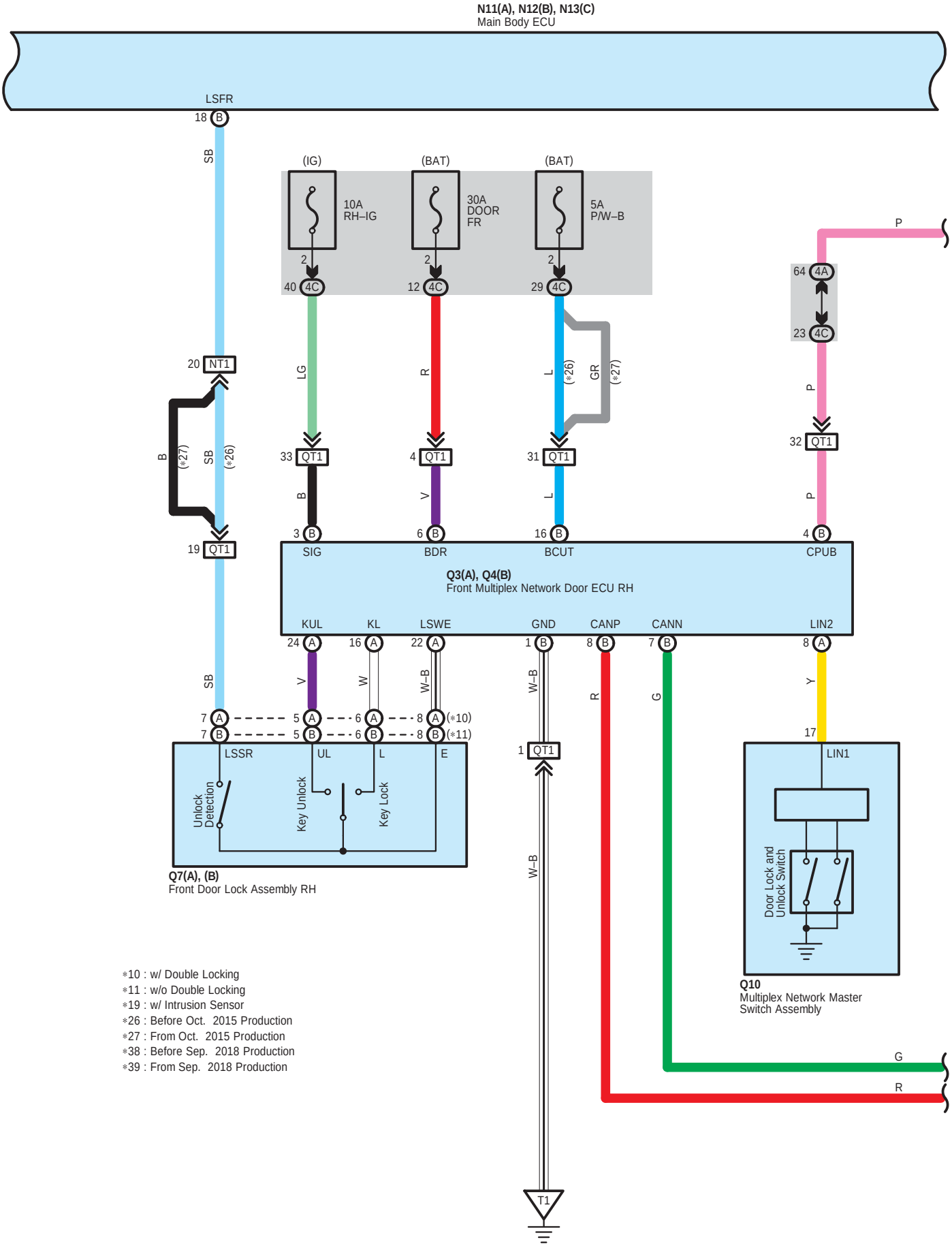

*10 : w/ Double Locking
*11 : w/o Double Locking
*19 : w/ Intrusion Sensor
*26 : Before Oct. 2015 Production
*27 : From Oct. 2015 Production
*38 : Before Sep. 2018 Production
*39 : From Sep. 2018 Production

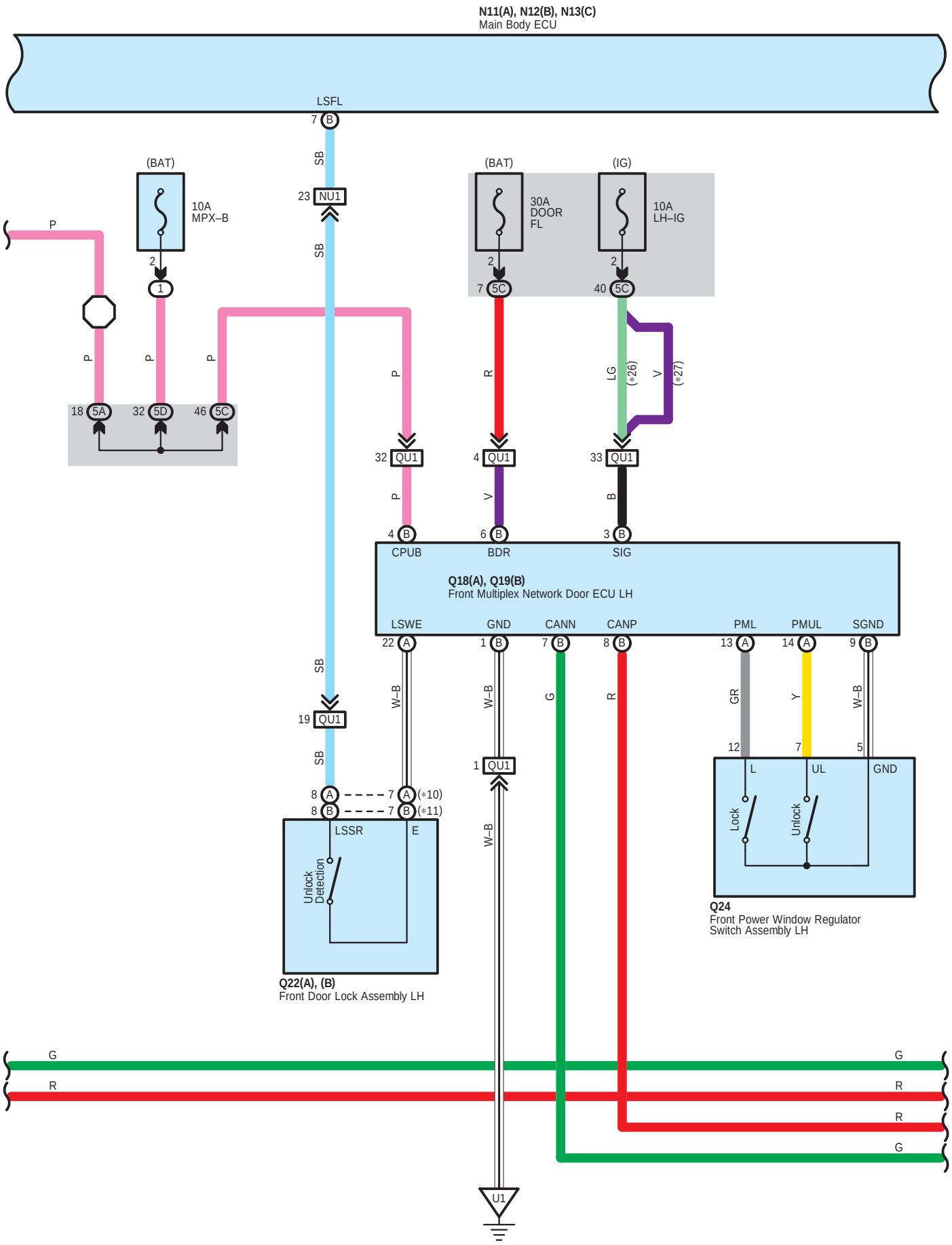
N11(A), N12(B), N13(C)
Main Body ECU
LSFL
7 B
SB
23 NU1
SB
(BAT)
10A
MPX–B
2
1
P
P
P
P
18 5A
32 5D
46 5C
(BAT)
30A
DOOR
FL
2
7 5C
(IG)
10A
LH–IG
2
40 5C
P
R
LG
(*26)
V
(*27)
32 QU1
4 QU1
33 QU1
P
V
B
4 B
6 B
3 B
CPUB
BDR
SIG
Q18(A), Q19(B)
Front Multiplex Network Door ECU LH
LSWE
GND
CANN
CANP
PML
PMUL
SGND
22 A
1 B
7 B
8 B
13 A
14 A
9 B
W–B
W–B
G
R
GR
Y
W–B
SB
19 QU1
SB
1 QU1
12
7
5
L
UL
GND
Lock
Unlock
Q24
Front Power Window Regulator
Switch Assembly LH
8 A
7 A (*10)
8 B
7 B (*11)
LSSR
E
Unlock
Detection
W–B
Q22(A), (B)
Front Door Lock Assembly LH
G
R
G
R
R
G
U1

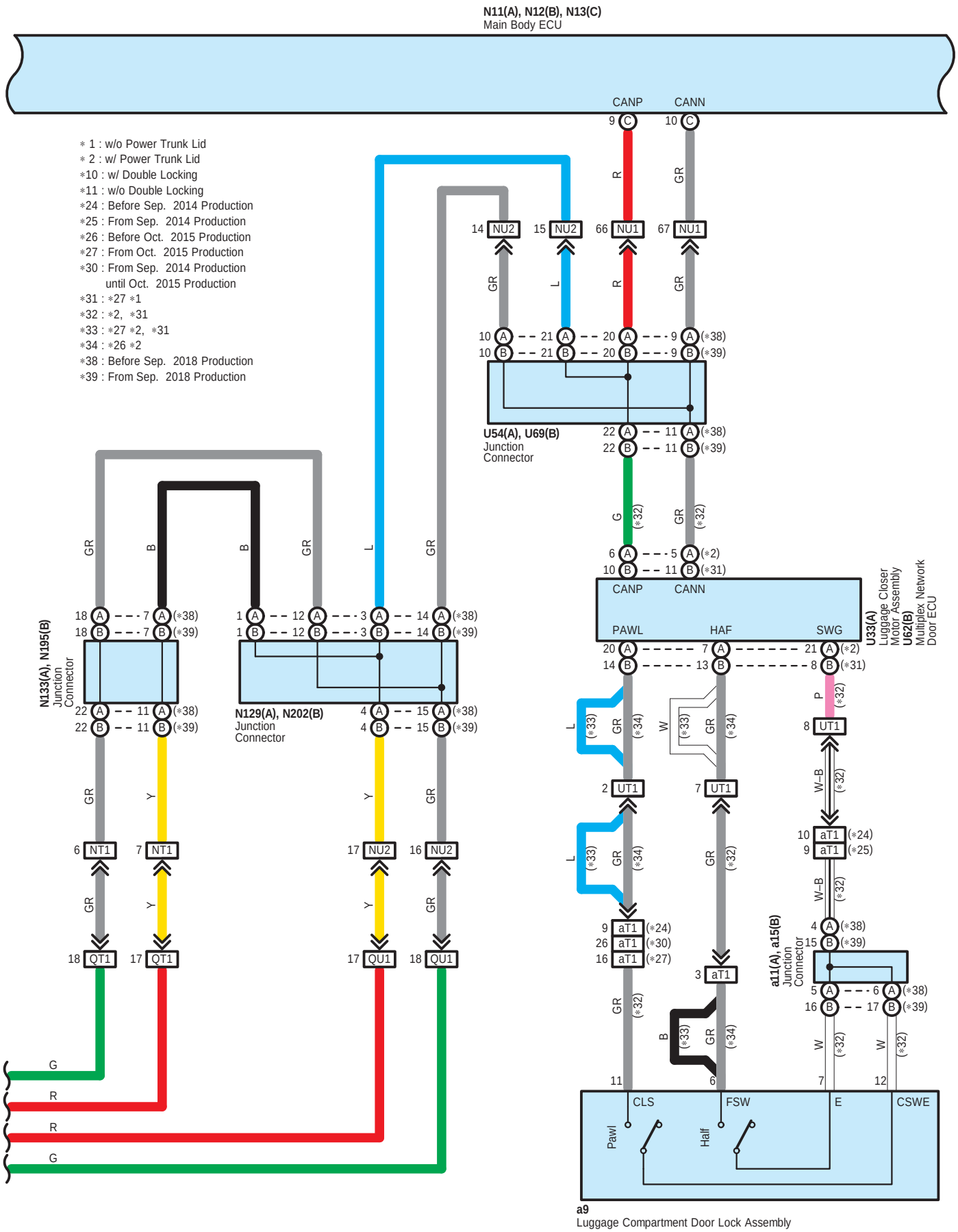
N11(A), N12(B), N13(C)
Main Body ECU
CANP
CANN
∗ 1 : w/o Power Trunk Lid
∗ 2 : w/ Power Trunk Lid
∗10 : w/ Double Locking
∗11 : w/o Double Locking
∗24 : Before Sep. 2014 Production
∗25 : From Sep. 2014 Production
∗26 : Before Oct. 2015 Production
∗27 : From Oct. 2015 Production
∗30 : From Sep. 2014 Production until Oct. 2015 Production
∗31 : ∗27 ∗1
∗32 : ∗2, ∗31
∗33 : ∗27 ∗2, ∗31
∗34 : ∗26 ∗2
∗38 : Before Sep. 2018 Production
∗39 : From Sep. 2018 Production
U54(A), U69(B)
Junction Connector
N133(A), N195(B)
Junction Connector
N129(A), N202(B)
Junction Connector
U33(A)
Luggage Closer Motor Assembly
U62(B)
Multiplex Network Door ECU
PAWL
HAF
SWG
a11(A), a15(B)
Junction Connector
CLS
FSW
E
CSWE
Pawl
Half
a9
Luggage Compartment Door Lock Assembly

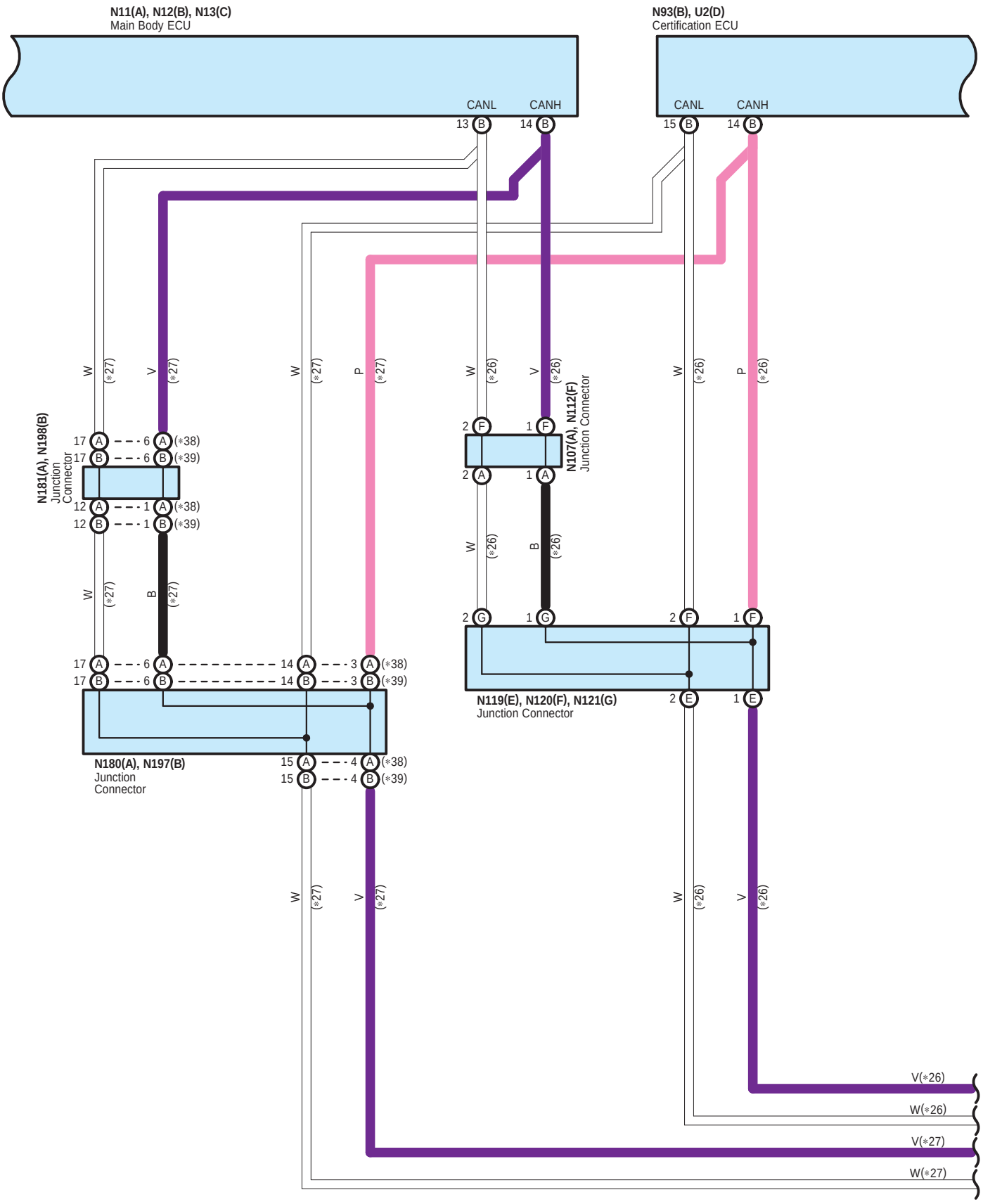
N11(A), N12(B), N13(C)
Main Body ECU
N93(B), U2(D)
Certification ECU
CANL
CANH
13 B
14 B
15 B
14 B
N181(A), N198(B)
Junction Connector
N107(A), N112(F)
Junction Connector
N119(E), N120(F), N121(G)
Junction Connector
N180(A), N197(B)
Junction Connector
W (*27)
V (*27)
P (*27)
W (*26)
V (*26)
P (*26)
B (*27)
B (*26)
17 A 6 A (*38)
17 B 6 B (*39)
12 A 1 A (*38)
12 B 1 B (*39)
14 A 3 A (*38)
14 B 3 B (*39)
15 A 4 A (*38)
15 B 4 B (*39)
2 F 1 F
2 A 1 A
2 G 1 G
2 F 1 F
2 E 1 E
V(*26)
W(*26)
V(*27)
W(*27)

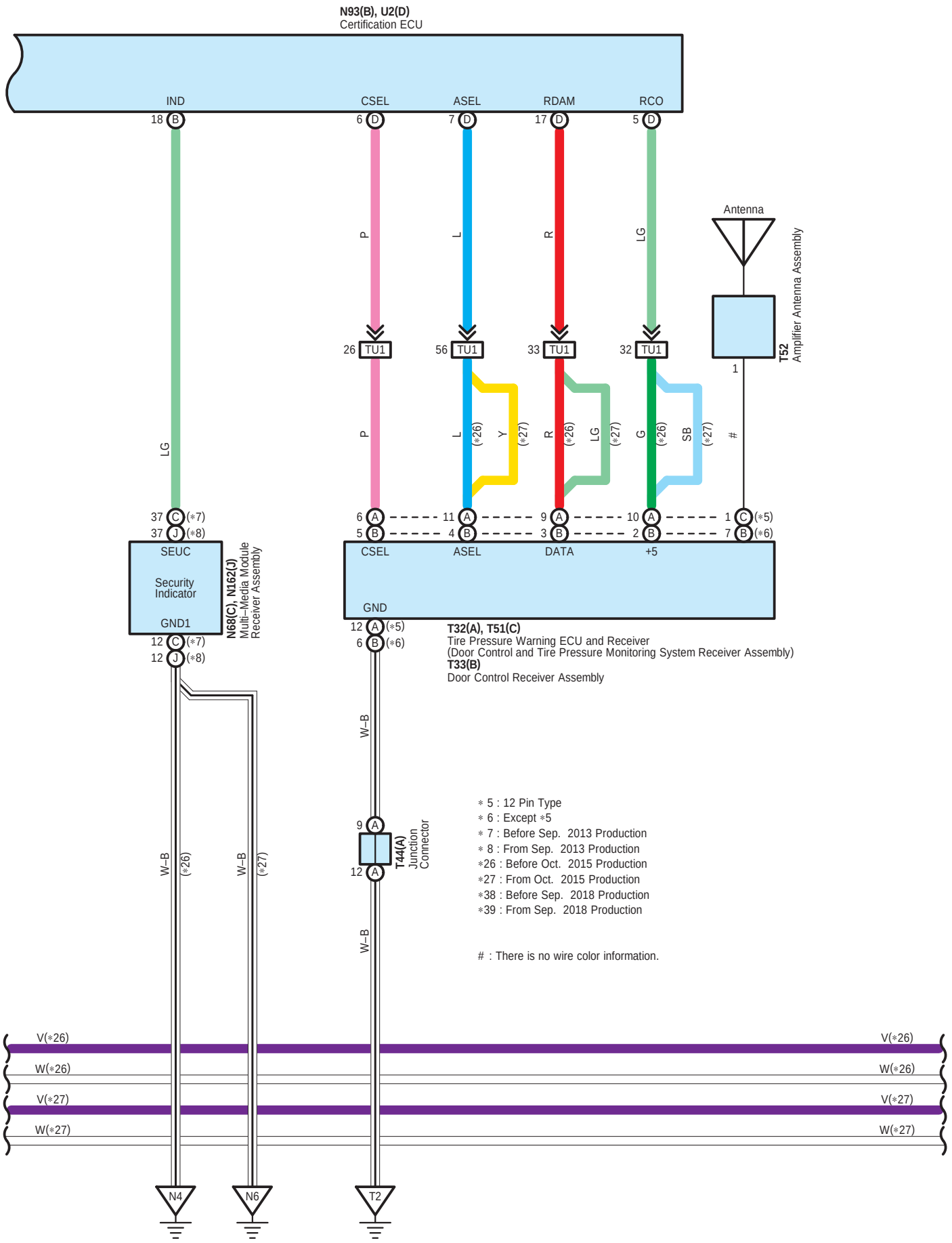
N93(B), U2(D)
Certification ECU
IND
CSEL
ASEL
RDAM
RCO
18 B
6 D
7 D
17 D
5 D
Antenna
T52
Amplifier Antenna Assembly
1
26 TU1
56 TU1
33 TU1
32 TU1
LG
P
L
R
LG
P
L (*26) Y (*27)
R (*26) LG (*27)
G (*26) SB (*27)
#
37 C (*7)
37 J (*8)
6 A
5 B
11 A
4 B
9 A
3 B
10 A
2 B
1 C (*5)
7 B (*6)
SEUC
Security Indicator
GND1
N68(C), N162(J)
Multi-Media Module Receiver Assembly
CSEL
ASEL
DATA
+5
GND
12 C (*7)
12 J (*8)
12 A (*5)
6 B (*6)
T32(A), T51(C)
Tire Pressure Warning ECU and Receiver
(Door Control and Tire Pressure Monitoring System Receiver Assembly)
T33(B)
Door Control Receiver Assembly
W–B
9 A
12 A
T44(A)
Junction Connector
W–B (*26)
W–B (*27)
W–B
∗ 5 : 12 Pin Type
∗ 6 : Except ∗5
∗ 7 : Before Sep. 2013 Production
∗ 8 : From Sep. 2013 Production
∗26 : Before Oct. 2015 Production
∗27 : From Oct. 2015 Production
∗38 : Before Sep. 2018 Production
∗39 : From Sep. 2018 Production
# : There is no wire color information.
V(∗26)
W(∗26)
V(∗27)
W(∗27)
N4
N6
T2

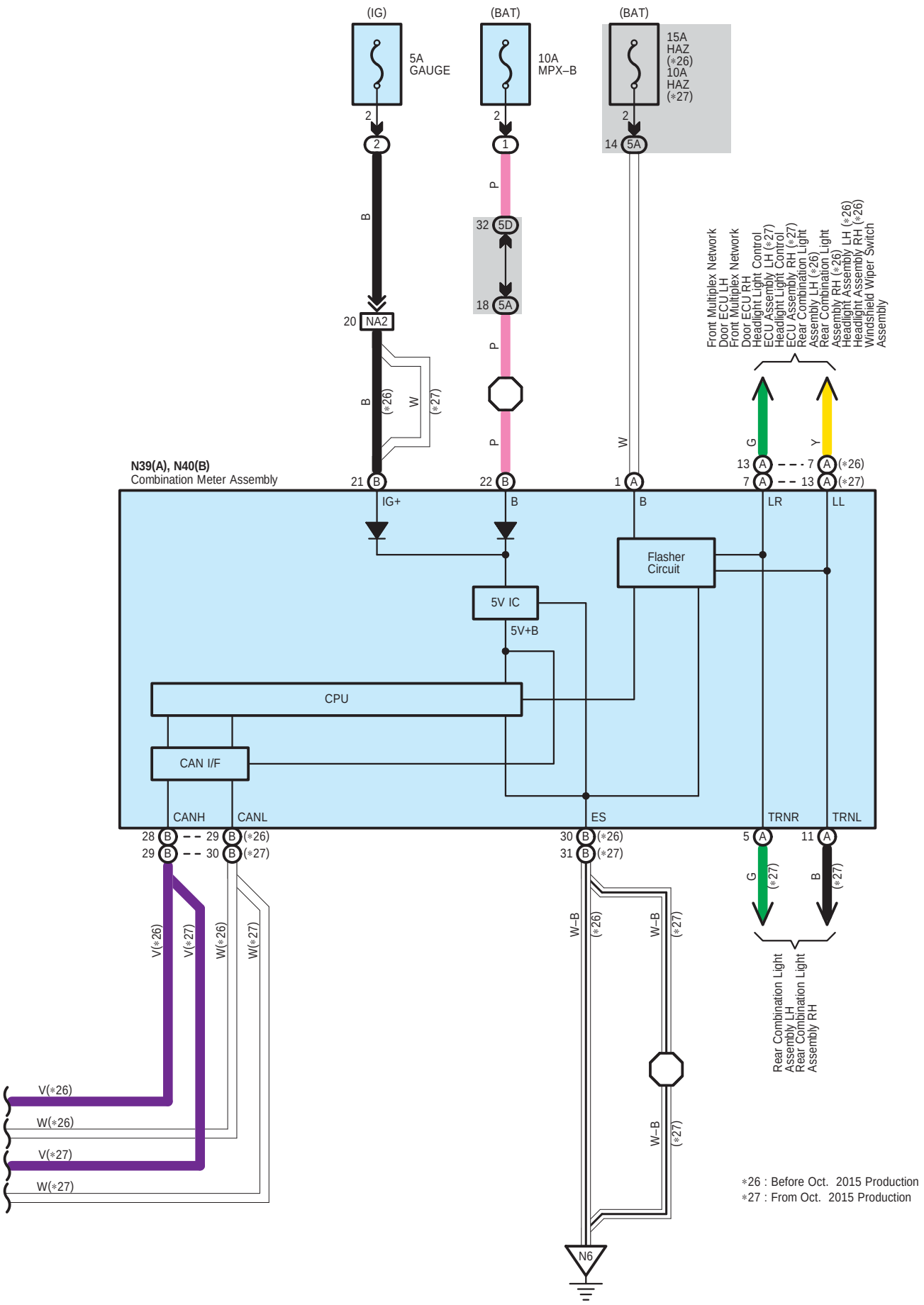
(IG)
5A
GAUGE
(BAT)
10A
MPX–B
(BAT)
15A
HAZ
(*26)
10A
HAZ
(*27)
2
2
1
14 5A
B
P
32 5D
18 5A
20 NA2
B (*26)
W (*27)
P
P
W
G
Y
Front Multiplex Network
Door ECU LH
Front Multiplex Network
Door ECU RH
Headlight Light Control
ECU Assembly LH (*27)
Headlight Light Control
ECU Assembly RH (*27)
Rear Combination Light
Assembly LH (*26)
Rear Combination Light
Assembly RH (*26)
Headlight Assembly LH (*26)
Headlight Assembly RH (*26)
Windshield Wiper Switch
Assembly
N39(A), N40(B)
Combination Meter Assembly
21 B
22 B
1 A
13 A
7 A
7 A (*26)
13 A (*27)
IG+
B
B
LR
LL
Flasher
Circuit
5V IC
5V+B
CPU
CAN I/F
CANH
CANL
ES
TRNR
TRNL
28 B
29 B
29 B (*26)
30 B (*27)
30 B (*26)
31 B (*27)
5 A
11 A
G (*27)
B (*27)
V(*26)
V(*27)
W(*26)
W(*27)
W–B (*26)
W–B (*27)
W–B (*27)
Rear Combination Light
Assembly LH
Rear Combination Light
Assembly RH
V(*26)
W(*26)
V(*27)
W(*27)
N6
*26 : Before Oct. 2015 Production
*27 : From Oct. 2015 Production

A 43
Black

B 9
Black

B 10
Black



B 13
Gray

N 2
Black

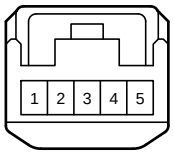

N 11
White

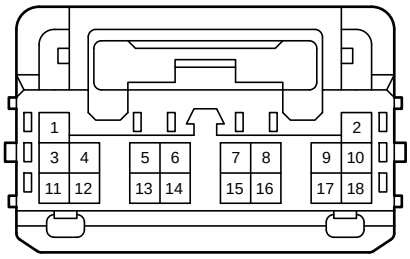

N 12
White

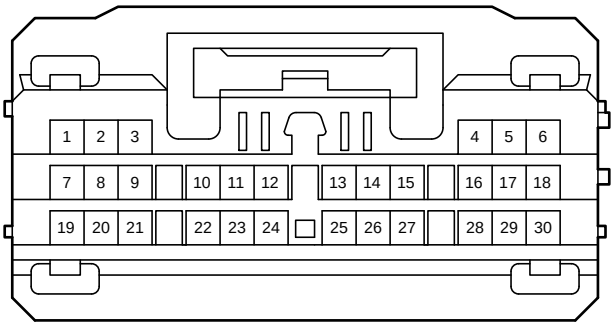

N 13
White

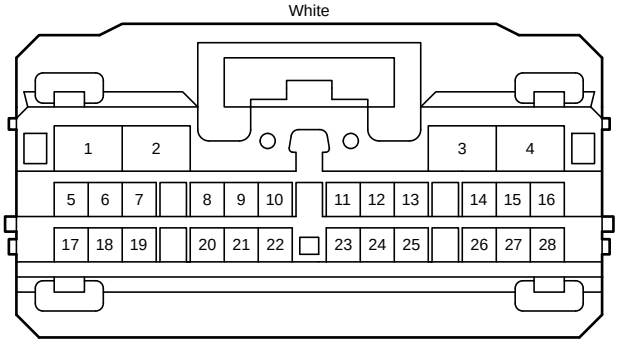

N 39
Black

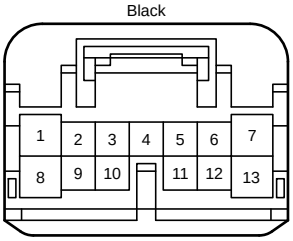

N 40
Black

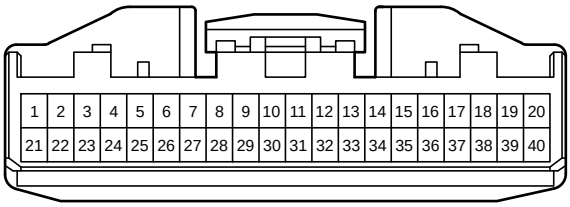

N 51
Black



N 68
White

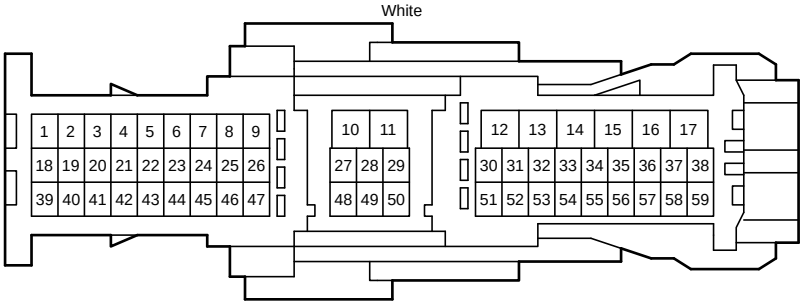

N 93
White

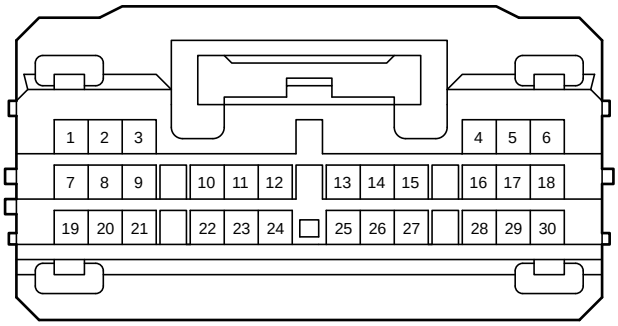

N107
White

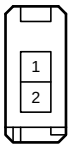

N112
White

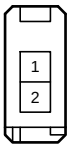

N119
White

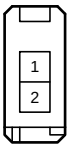

N120
White

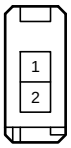

N121
White

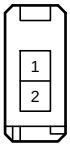

N127
Blue

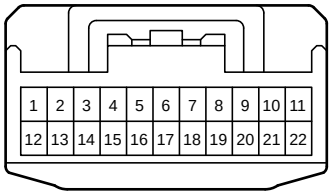

N129
Blue

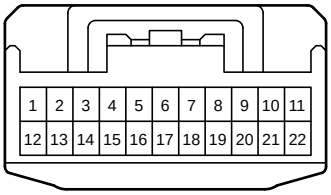

N133
Black

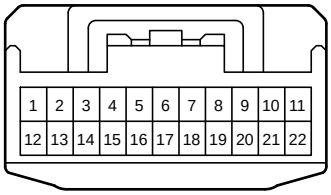

N162
White

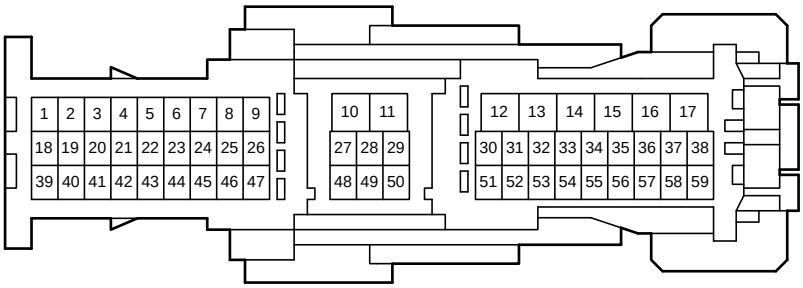

N180
Gray

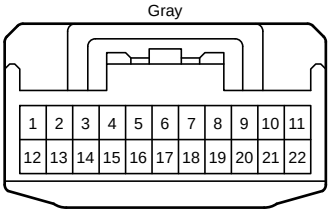

N181
Gray

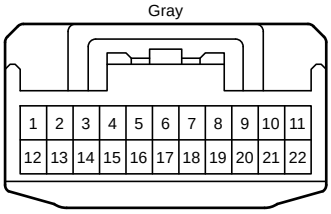

N195
Black

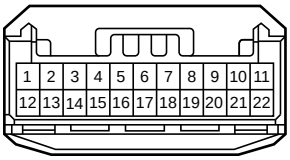

N197
Black

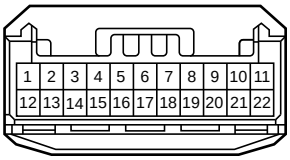

N198
Black

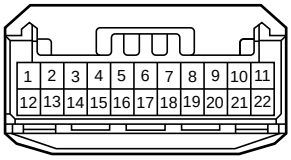

N201
Black

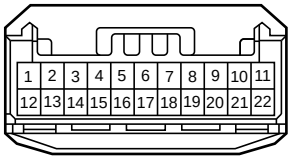

N202
Black

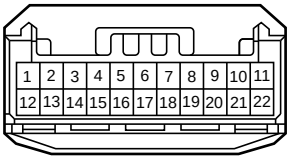

Q 3
White

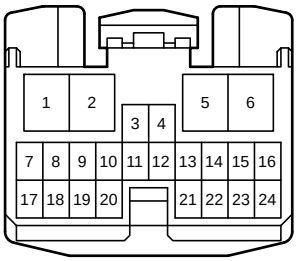

Q 4
White

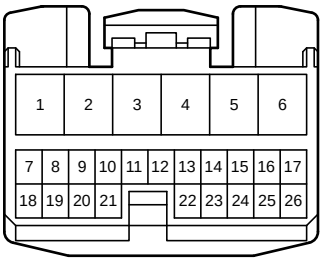

Q 7
White

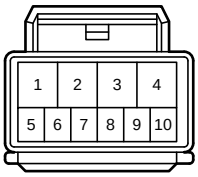

Q 10
White

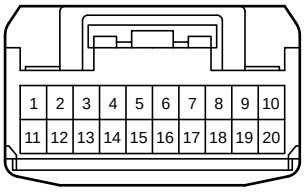

Q 18
White

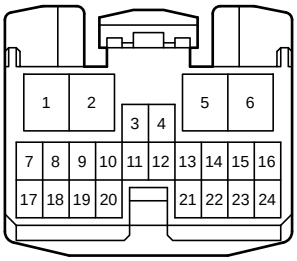

Q 19
White

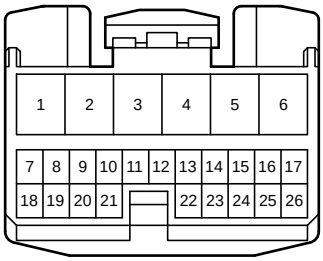

Q 22
White

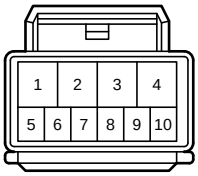

Q 24
White

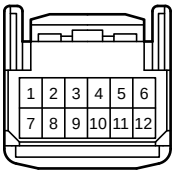

R 2
White

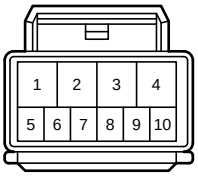

R 10
White

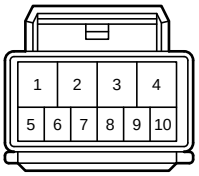

T 6
Black

T 21
Black

T 32
White

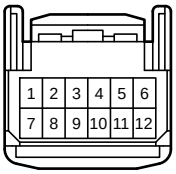

T 33
White

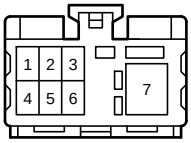

T 36
Black

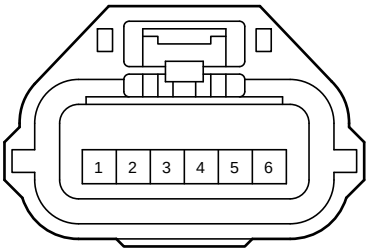

T 44
Blue

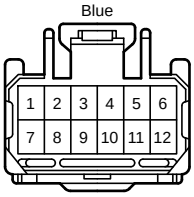

T 45
Blue

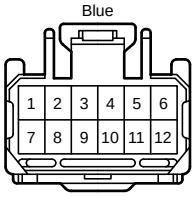

T 51
Gray

T 52
Gray

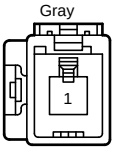

U 2
White

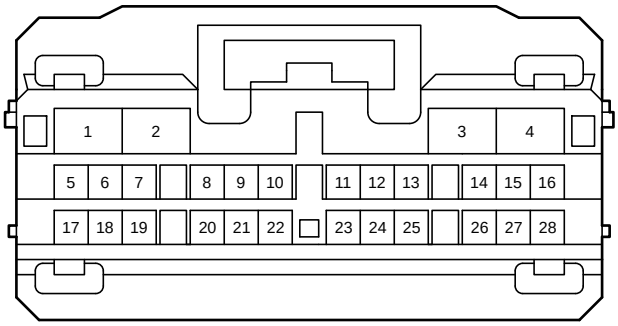

U 8
Black

U 18
Black

U 33
White

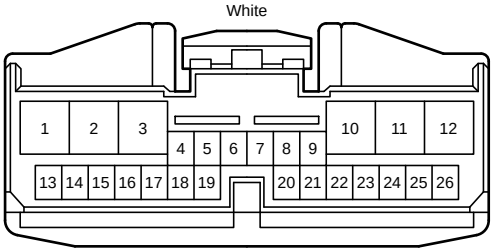

U 52
Blue



U 54
Blue

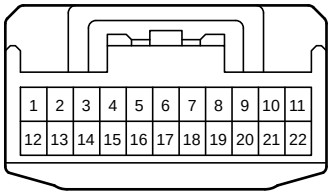

U 62
Black

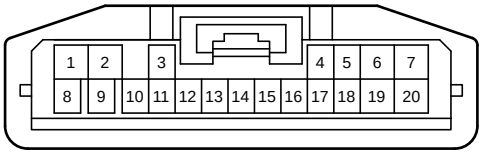

U 69
Black

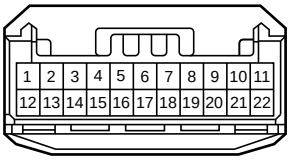

Y 9
White

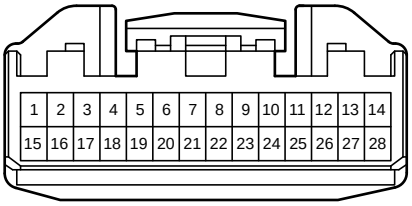

a 4
White

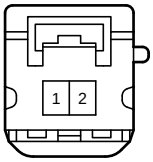

a 8
Black



a 9
White

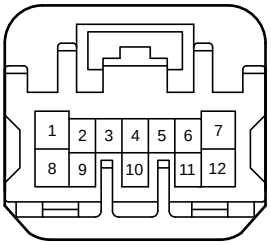

a 11
White

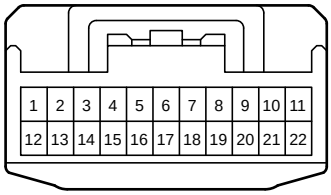

a 15
Black

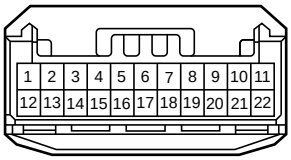

4A
White

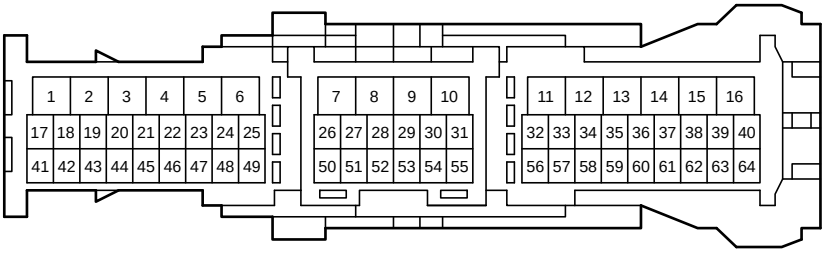

4B
White

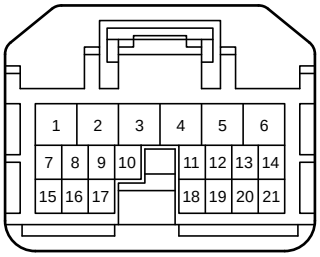

4C
White

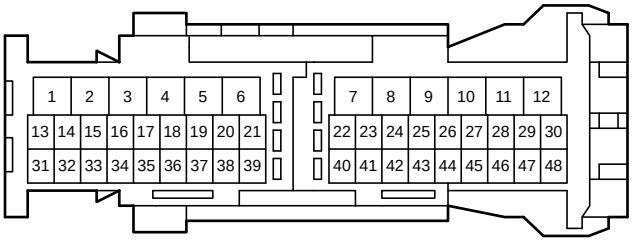

5A
White

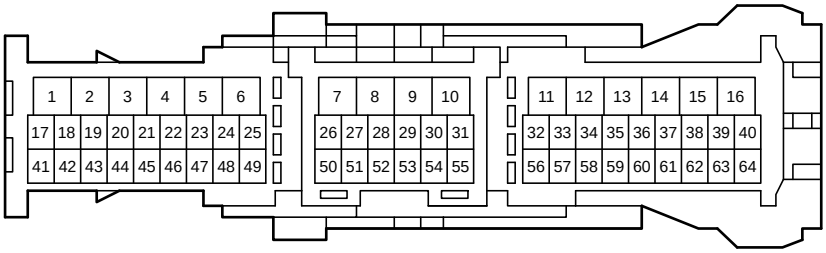

5B
White

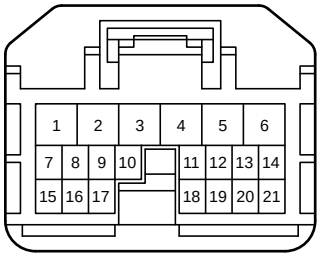

5C
White

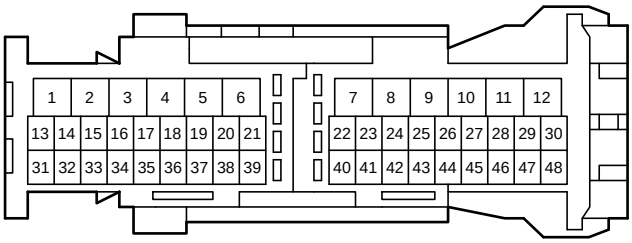

5D
White

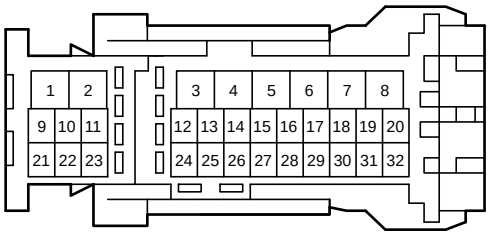

6A
White

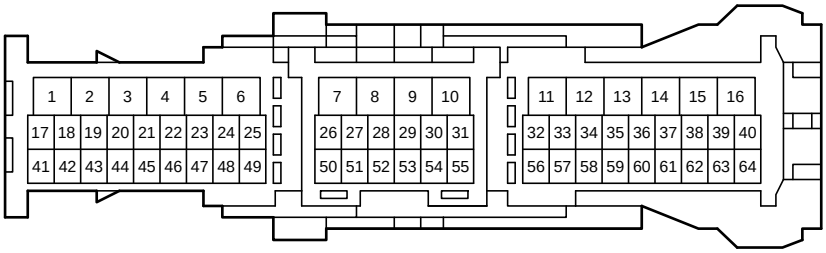

6B
White

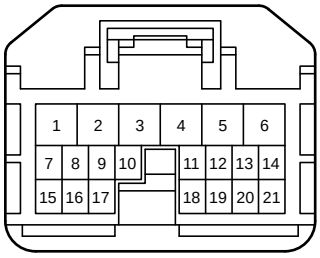

AT1
White

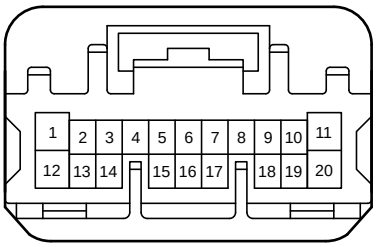

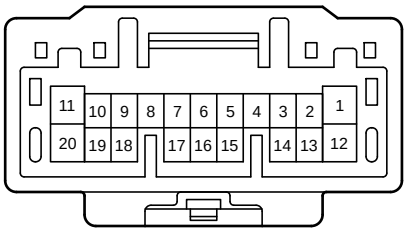

AU1
White

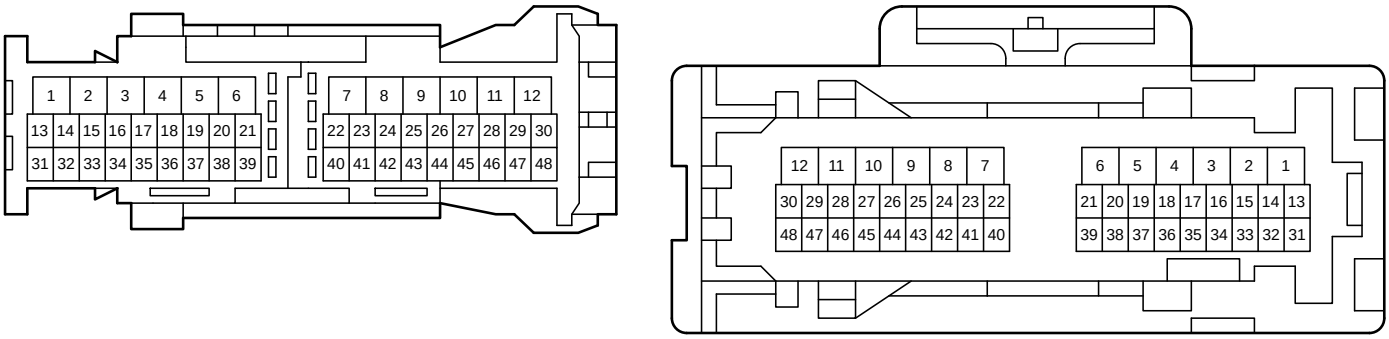

BA2
White

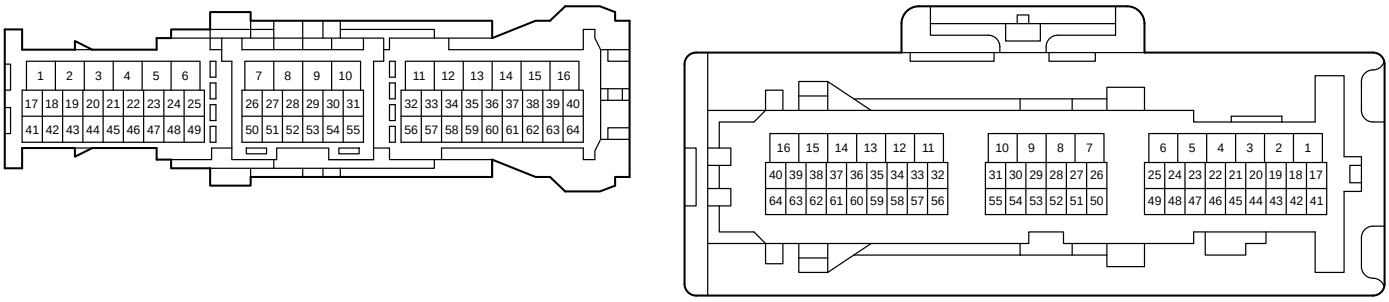

NA2
White

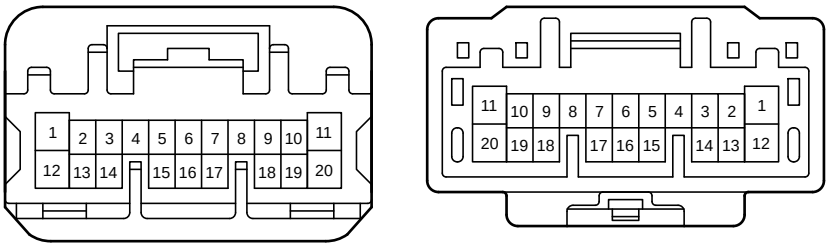

NT1
White

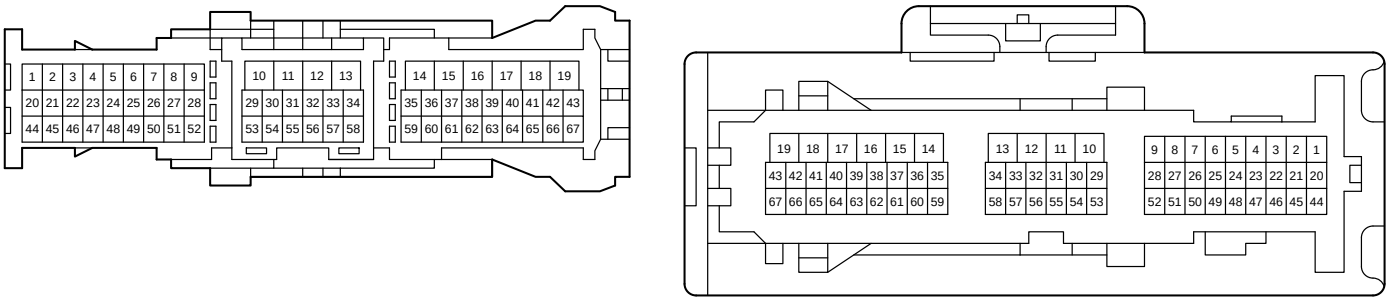

NU1
White

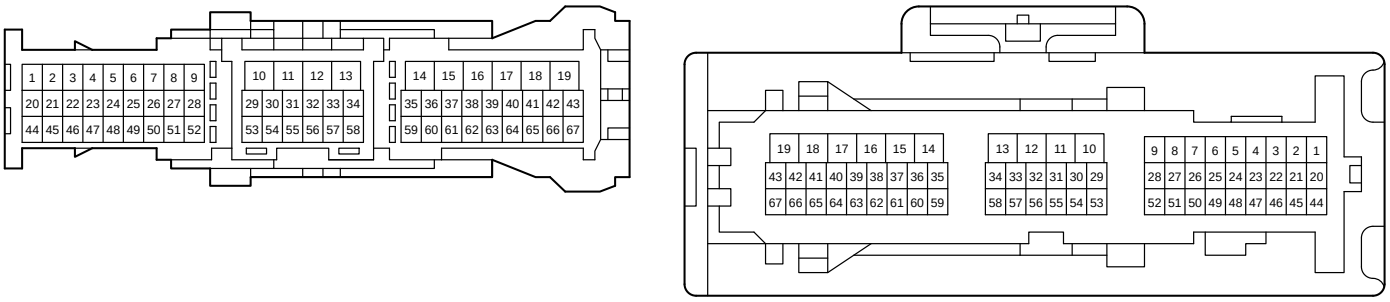

NU2
White

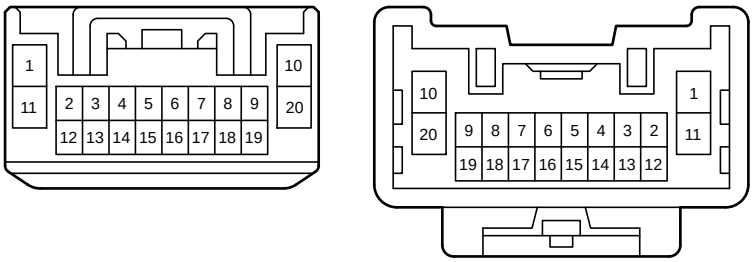

NY1
White

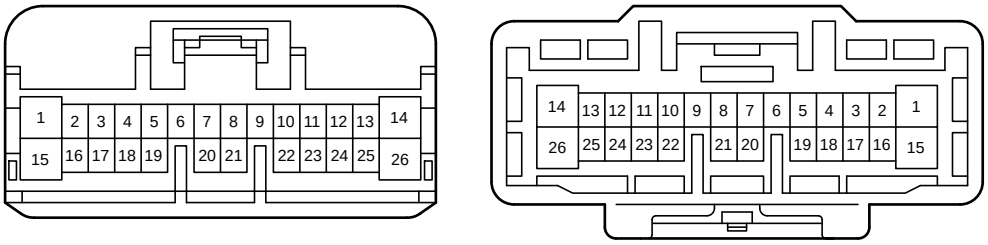

QT1
White

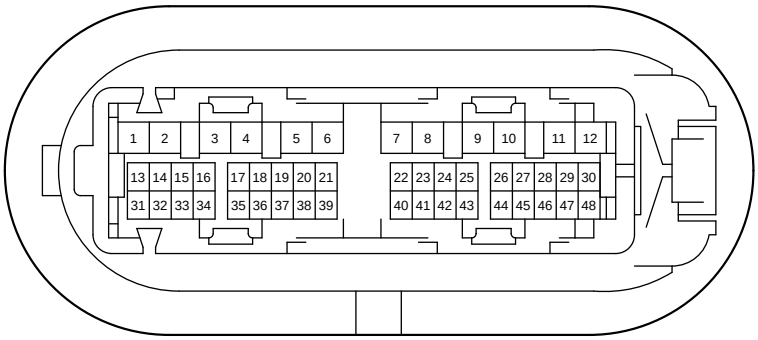

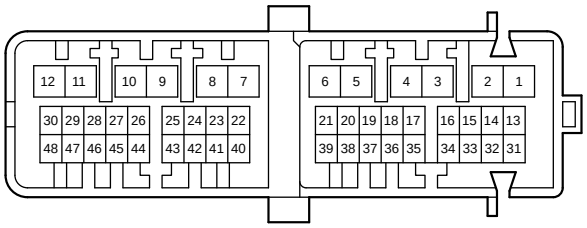

QU1
White

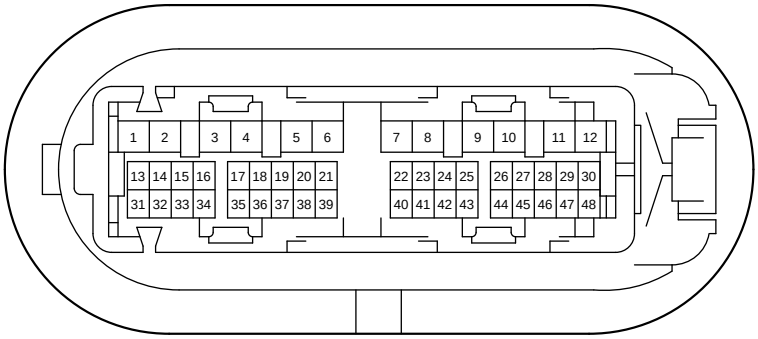

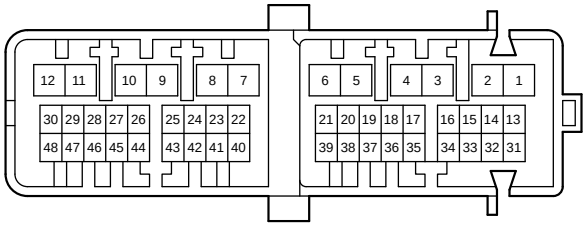

RT1
White

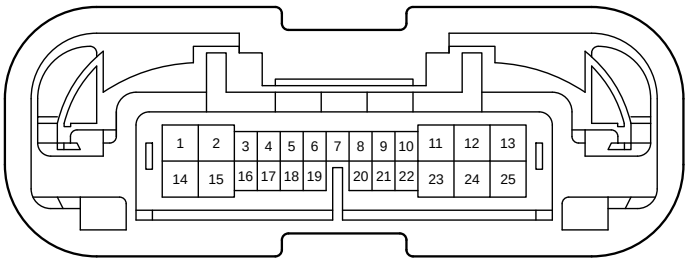

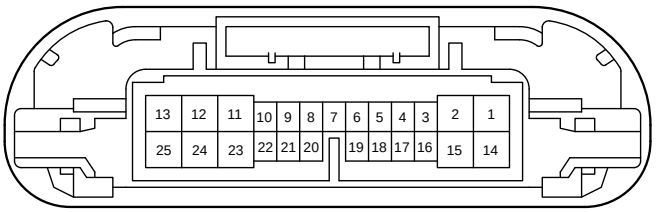

RU1
White

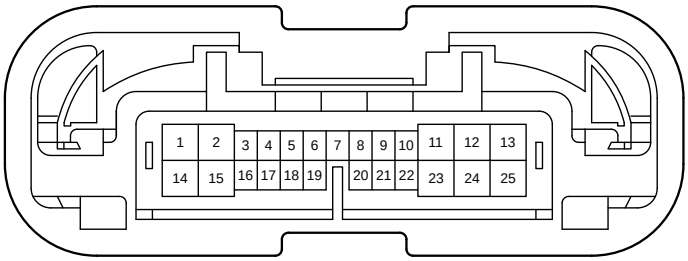

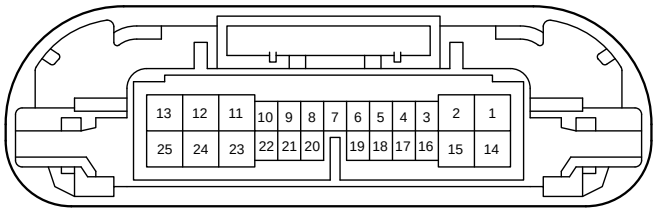

TN1
White

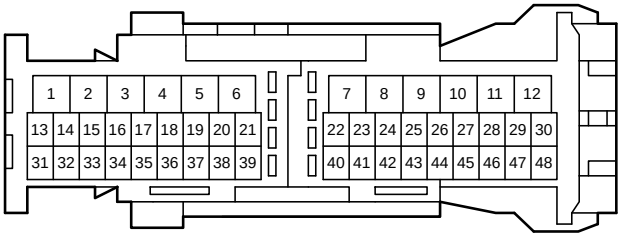

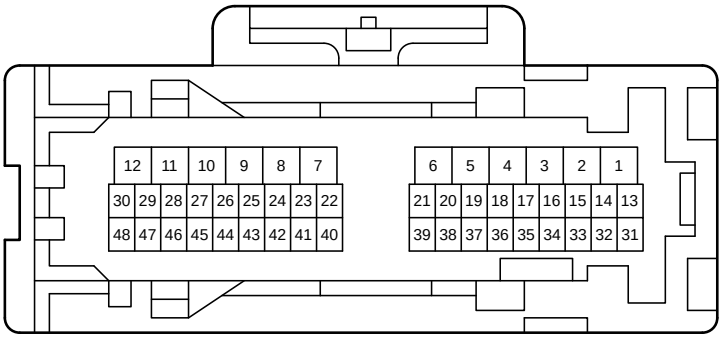

TU1
White

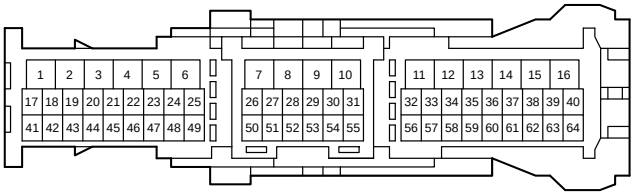

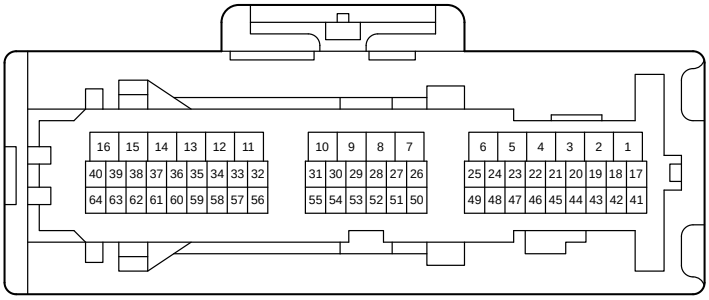

UT1
White

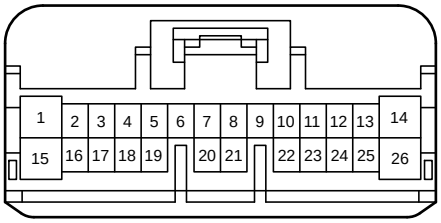

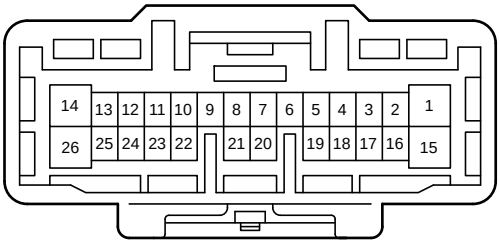

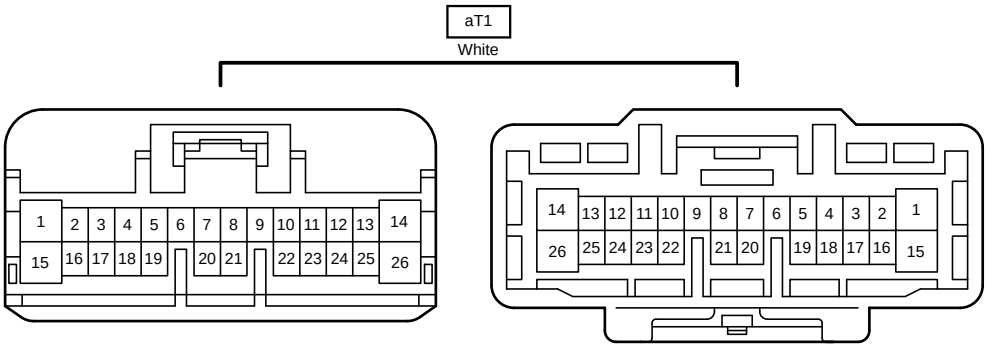
aT1
White
1 2 3 4 5 6 7 8 9 10 11 12 13 14
15 16 17 18 19 20 21 22 23 24 25 26
14 13 12 11 10 9 8 7 6 5 4 3 2 1
26 25 24 23 22 21 20 19 18 17 16 15