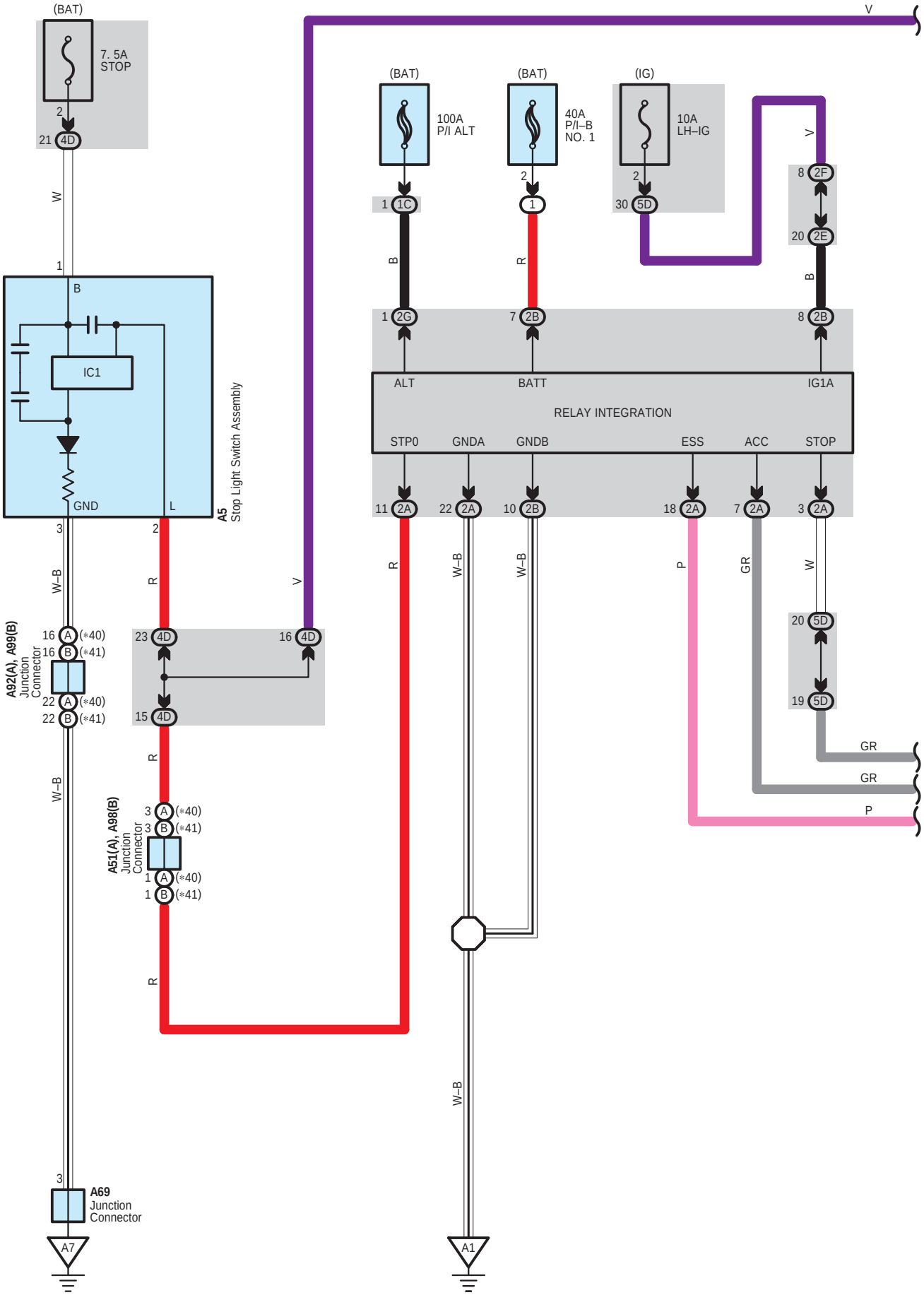
(BAT)
7. 5A
STOP
2
21 4D
W
1
B
IC1
GND
L
A5
Stop Light Switch Assembly
3
2
W–B
R
V
A92(A), A99(B)
Junction
Connector
16 A (*40)
16 B (*41)
22 A (*40)
22 B (*41)
23 4D
16 4D
15 4D
R
W–B
A51(A), A98(B)
Junction
Connector
3 A (*40)
3 B (*41)
1 A (*40)
1 B (*41)
R
3
A69
Junction
Connector
A7
V
(BAT)
100A
P/I ALT
1 1C
B
1 2G
(BAT)
40A
P/I–B
NO. 1
2
1
R
7 2B
(IG)
10A
LH–IG
2
30 5D
V
8 2F
20 2E
B
8 2B
ALT
BATT
IG1A
RELAY INTEGRATION
STP0
GNDA
GNDB
ESS
ACC
STOP
11 2A
22 2A
10 2B
18 2A
7 2A
3 2A
R
W–B
W–B
P
GR
W
20 5D
19 5D
GR
GR
P
W–B
A1

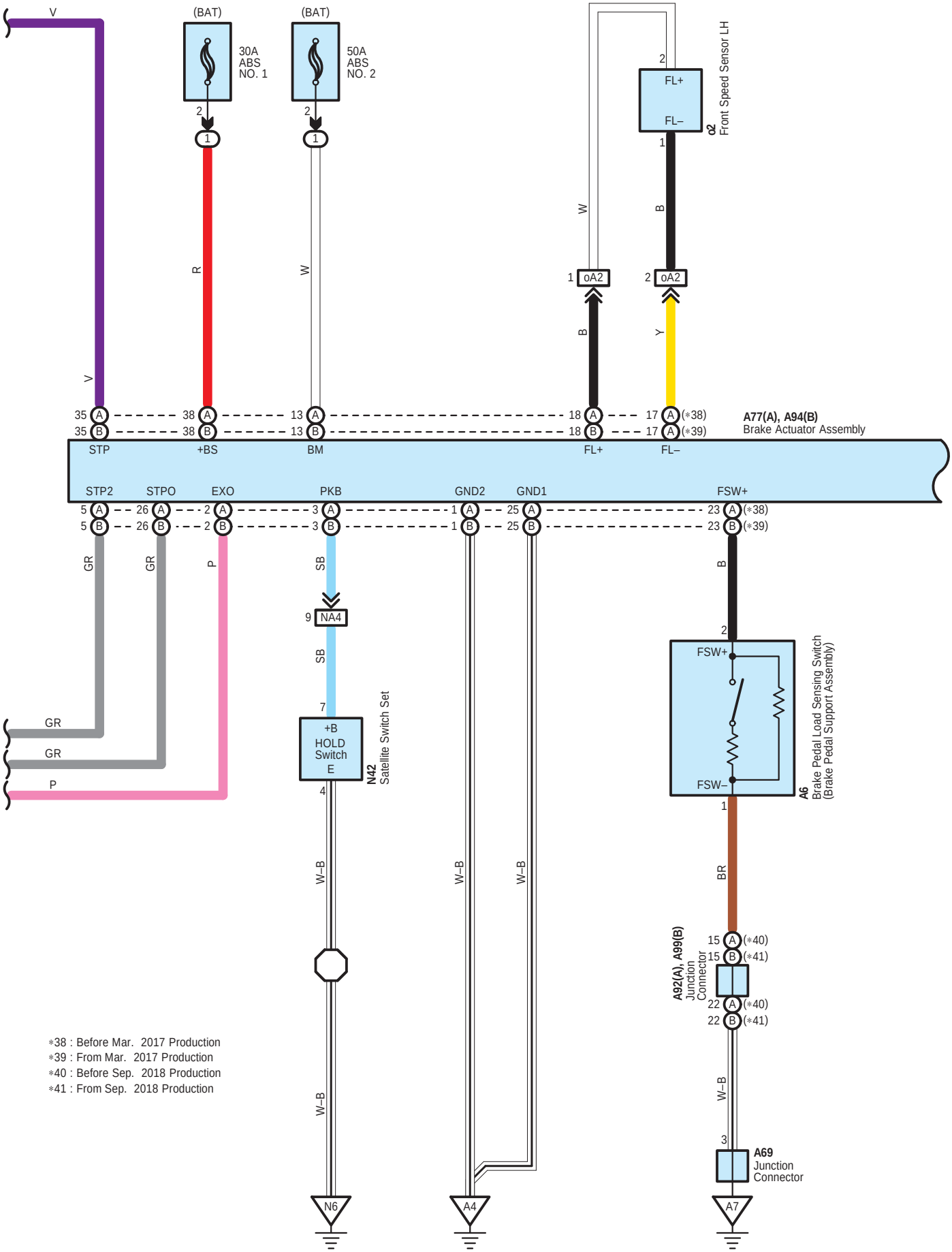

∗38 : Before Mar. 2017 Production
∗39 : From Mar. 2017 Production
∗40 : Before Sep. 2018 Production
∗41 : From Sep. 2018 Production

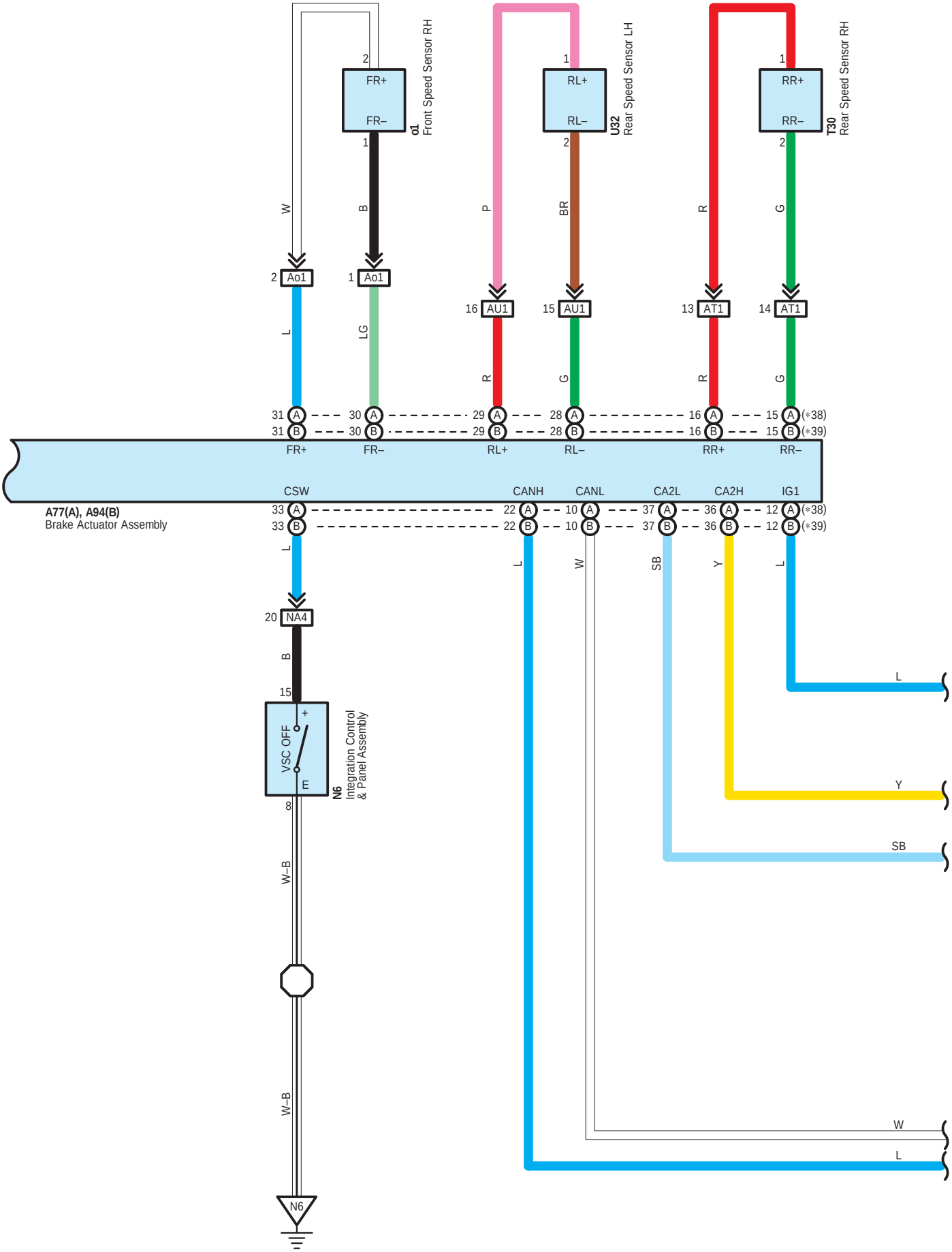
FR+
FR–
α1
Front Speed Sensor RH
RL+
RL–
U32
Rear Speed Sensor LH
RR+
RR–
T30
Rear Speed Sensor RH
Ao1
AU1
AT1
FR+
FR–
RL+
RL–
RR+
RR–
CSW
CANH
CANL
CA2L
CA2H
IG1
A77(A), A94(B)
Brake Actuator Assembly
NA4
VSC OFF
N6
Integration Control
& Panel Assembly
N6

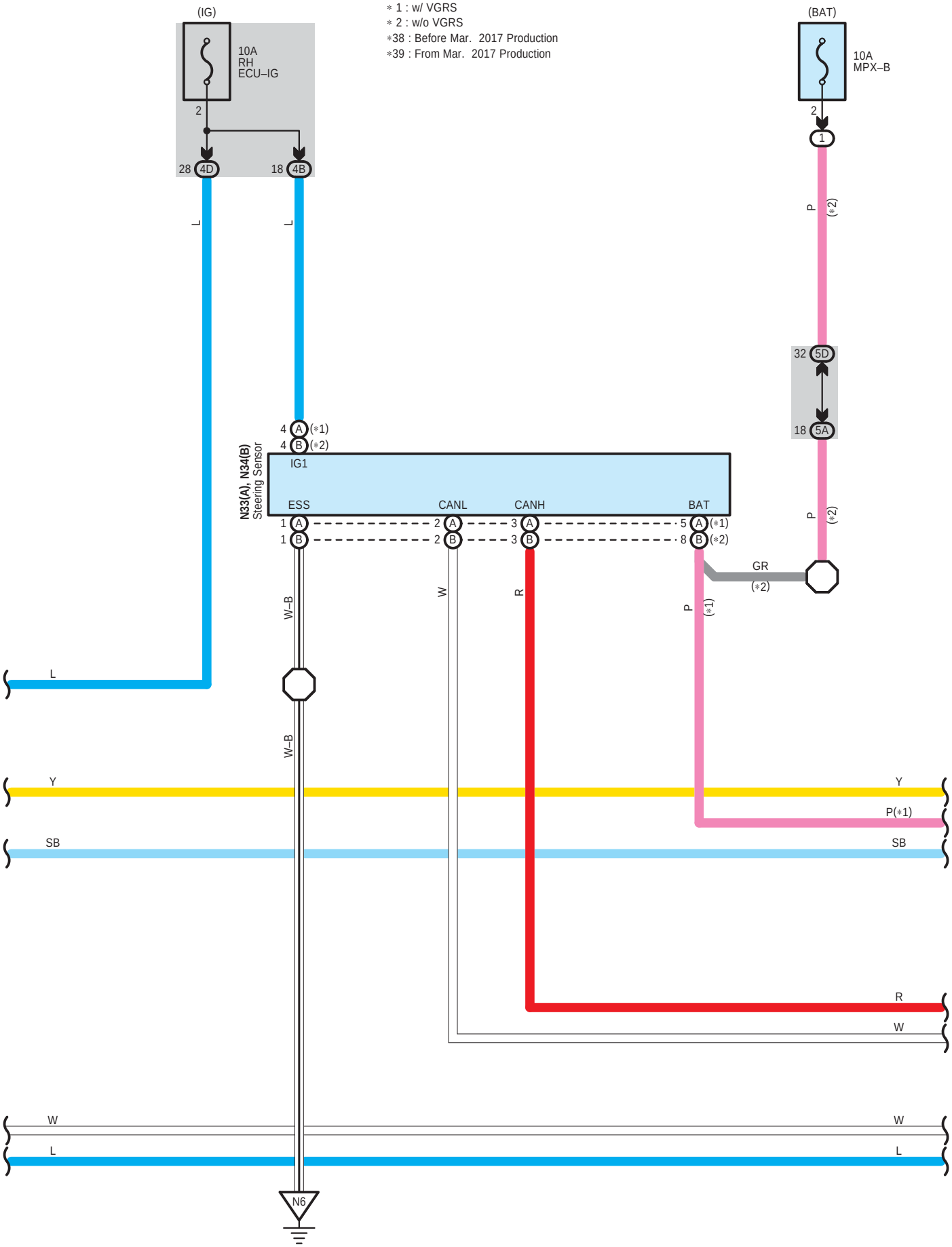
(IG)
10A
RH
ECU–IG
2
28 4D
18 4B
∗ 1 : w/ VGRS
∗ 2 : w/o VGRS
∗38 : Before Mar. 2017 Production
∗39 : From Mar. 2017 Production
(BAT)
10A
MPX–B
2
1
P
(∗2)
32 5D
18 5A
P
(∗2)
L
L
4 A (∗1)
4 B (∗2)
IG1
N33(A), N34(B)
Steering Sensor
ESS
CANL
CANH
BAT
1 A
1 B
2 A
2 B
3 A
3 B
5 A (∗1)
8 B (∗2)
GR
(∗2)
W–B
W
R
P
(∗1)
L
W–B
Y
Y
P(∗1)
SB
SB
R
W
W
W
L
L
N6

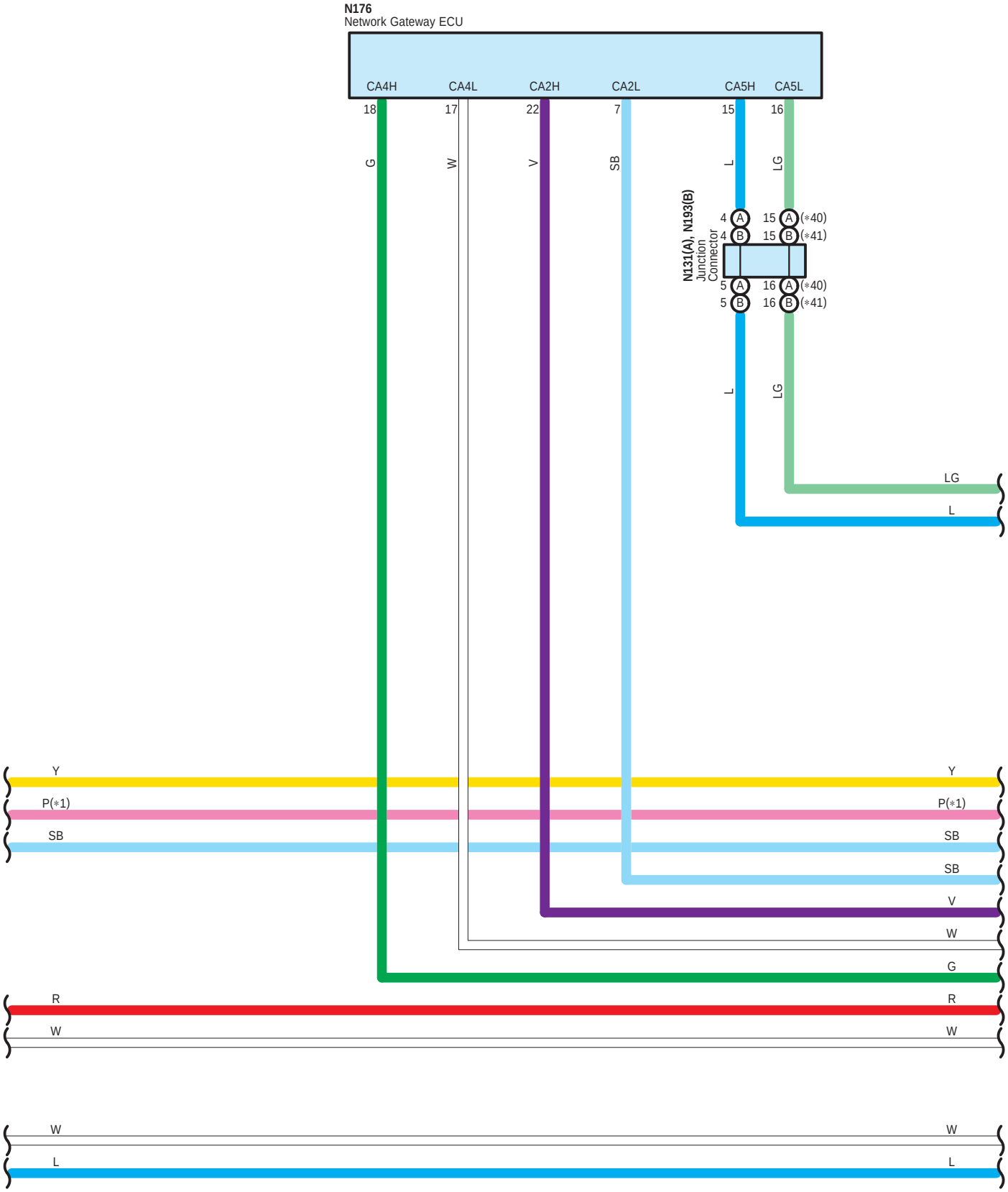
N176
Network Gateway ECU
CA4H
CA4L
CA2H
CA2L
CA5H
CA5L
18
17
22
7
15
16
G
W
V
SB
L
LG
N131(A), N193(B)
Junction
Connector
4 A
4 B
15 A (*40)
15 B (*41)
5 A
5 B
16 A (*40)
16 B (*41)
L
LG
LG
L
Y
P(*1)
SB
Y
P(*1)
SB
SB
V
W
G
R
W
R
W
W
L
W
L

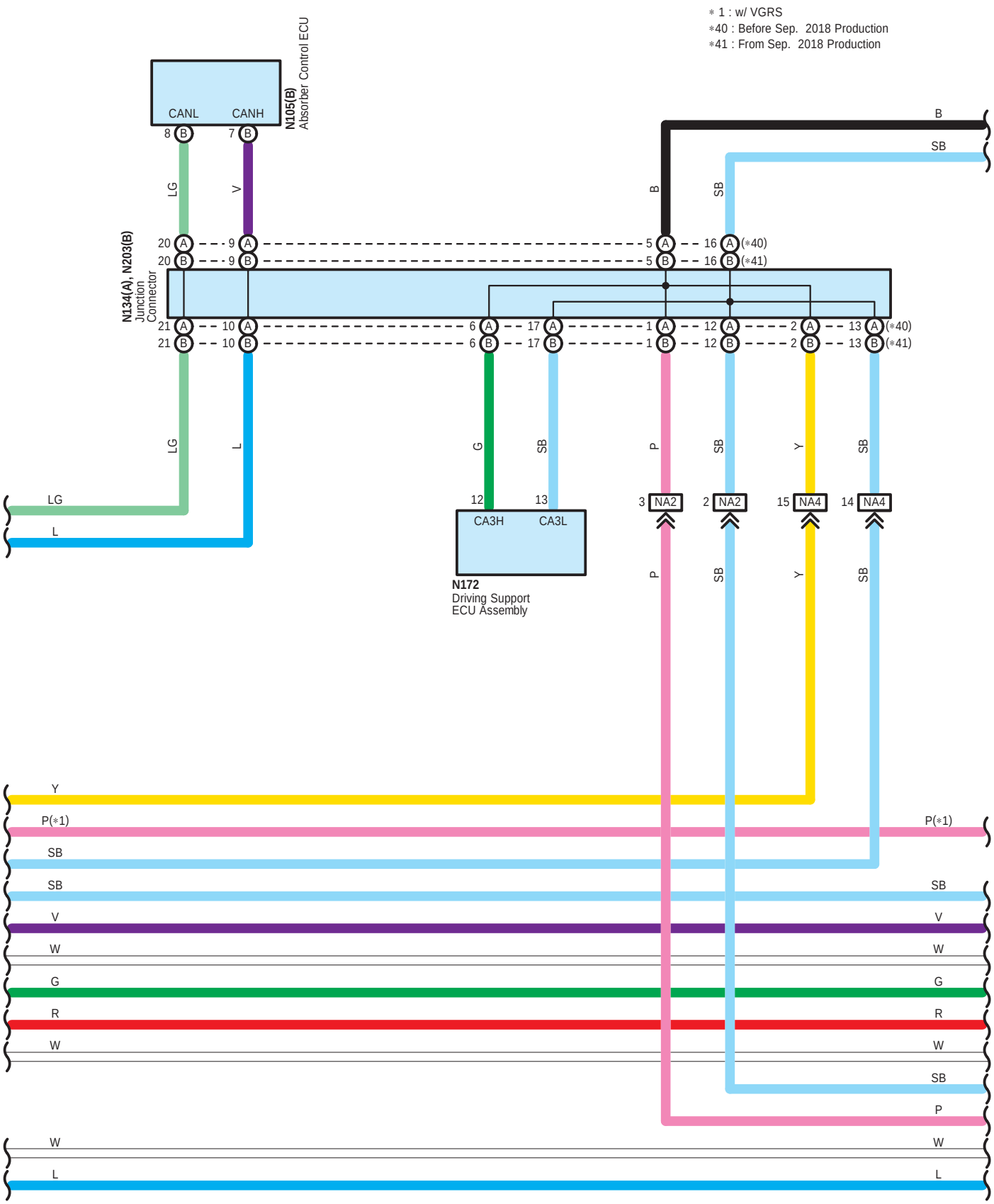
∗1 : w/ VGRS
∗40 : Before Sep. 2018 Production
∗41 : From Sep. 2018 Production
N105(B)
Absorber Control ECU
CANL
CANH
N134(A), N203(B)
Junction Connector
N172
Driving Support ECU Assembly
CA3H
CA3L
NA2
NA4
(∗40)
(∗41)
P(∗1)

∗ 1 : w/ VGRS
∗40 : Before Sep. 2018 Production
∗41 : From Sep. 2018 Production

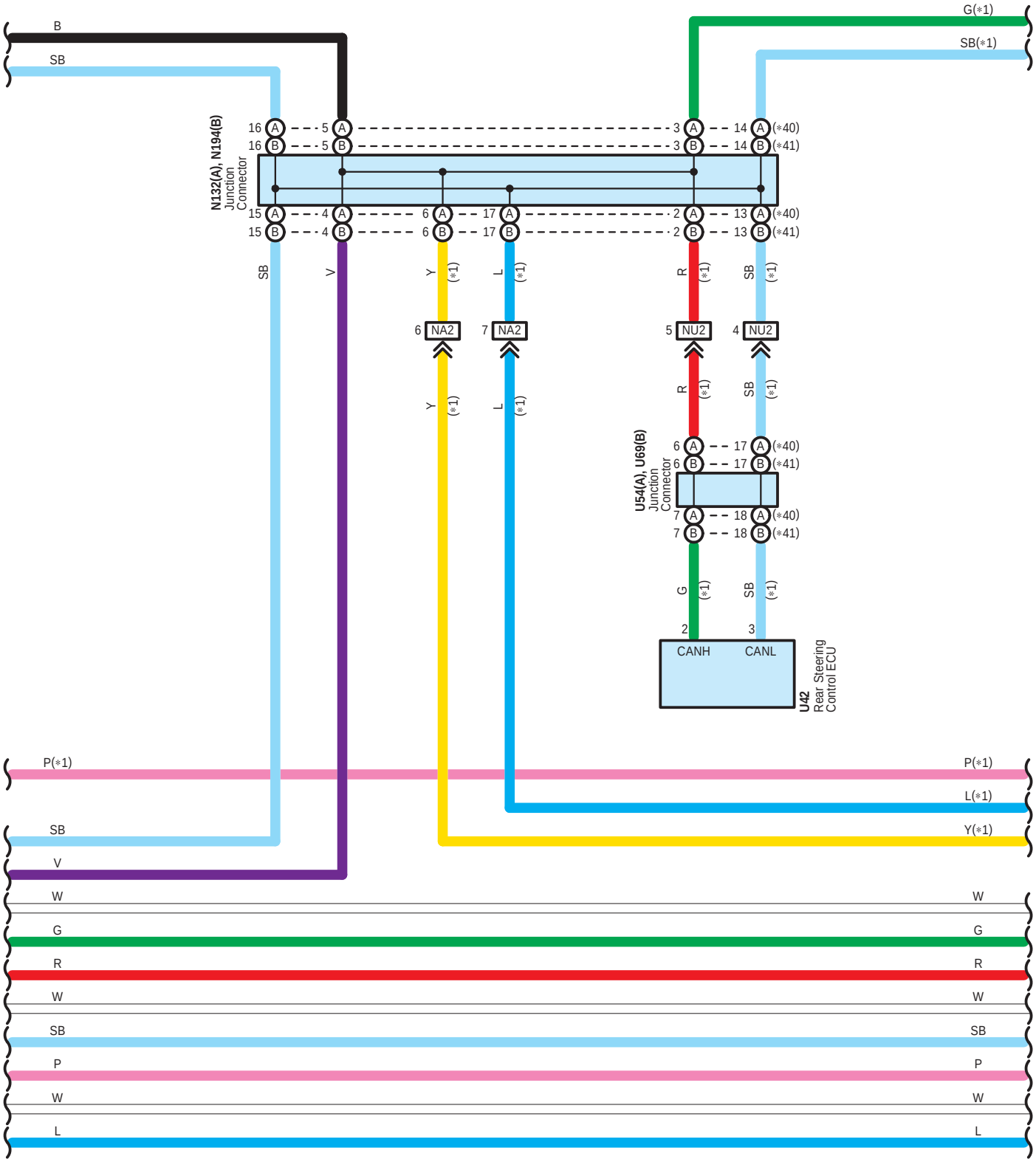

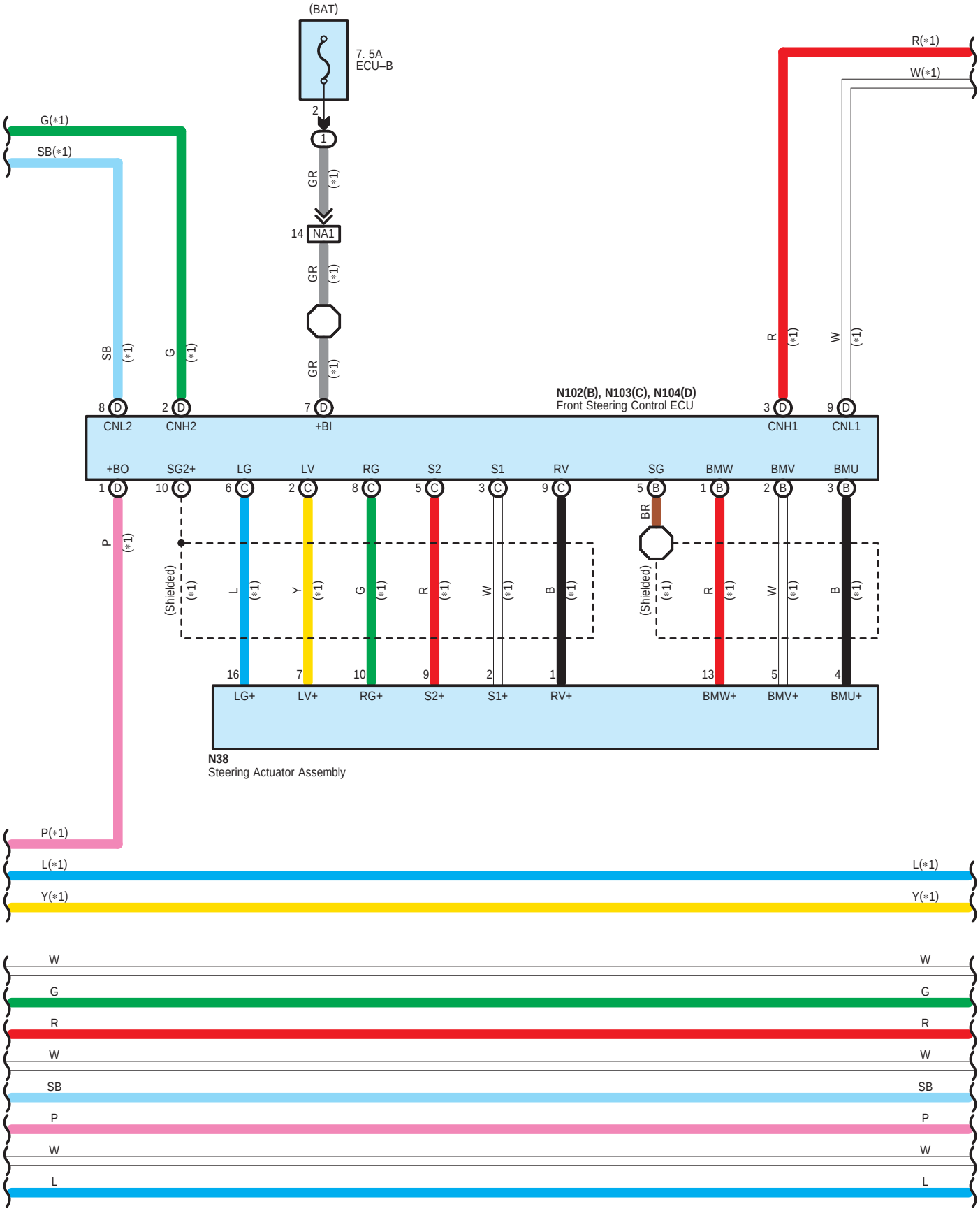
(BAT)
7. 5A
ECU–B
2
1
GR (*1)
14 NA1
GR (*1)
GR (*1)
G(*1)
SB(*1)
SB (*1)
G (*1)
R(*1)
W(*1)
R (*1)
W (*1)
N102(B), N103(C), N104(D)
Front Steering Control ECU
8 D CNL2
2 D CNH2
7 D +BI
3 D CNH1
9 D CNL1
+BO
SG2+
LG
LV
RG
S2
S1
RV
SG
BMW
BMV
BMU
1 D
10 C
6 C
2 C
8 C
5 C
3 C
9 C
5 B
1 B
2 B
3 B
P (*1)
(Shielded)
L (*1)
Y (*1)
G (*1)
R (*1)
W (*1)
B (*1)
BR
(Shielded)
R (*1)
W (*1)
B (*1)
16
7
10
9
2
1
13
5
4
LG+
LV+
RG+
S2+
S1+
RV+
BMW+
BMV+
BMU+
N38
Steering Actuator Assembly
P(*1)
L(*1)
L(*1)
Y(*1)
Y(*1)
W
W
G
G
R
R
W
W
SB
SB
P
P
W
W
L
L

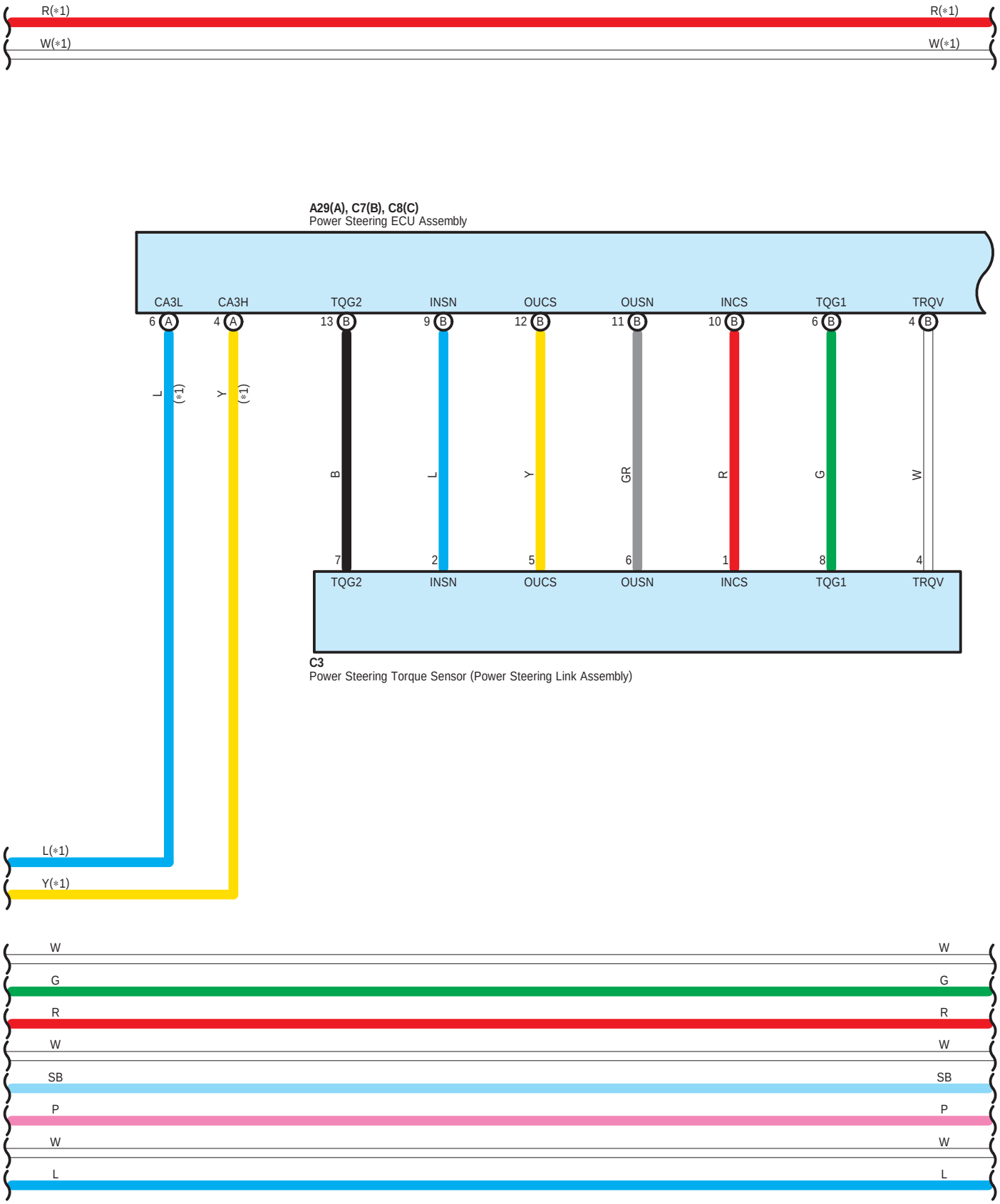
R(*1)
R(*1)
W(*1)
W(*1)
A29(A), C7(B), C8(C)
Power Steering ECU Assembly
CA3L
CA3H
TQG2
INSN
OUCS
OUSN
INCS
TQG1
TRQV
6 A
4 A
13 B
9 B
12 B
11 B
10 B
6 B
4 B
L
(*1)
Y
(*1)
B
L
Y
GR
R
G
W
7
2
5
6
1
8
4
TQG2
INSN
OUCS
OUSN
INCS
TQG1
TRQV
C3
Power Steering Torque Sensor (Power Steering Link Assembly)
L(*1)
Y(*1)
W
W
G
G
R
R
W
W
SB
SB
P
P
W
W
L
L

R(∗1)
R(∗1)
W(∗1)
W(∗1)

∗ 1 : w/ VGRS

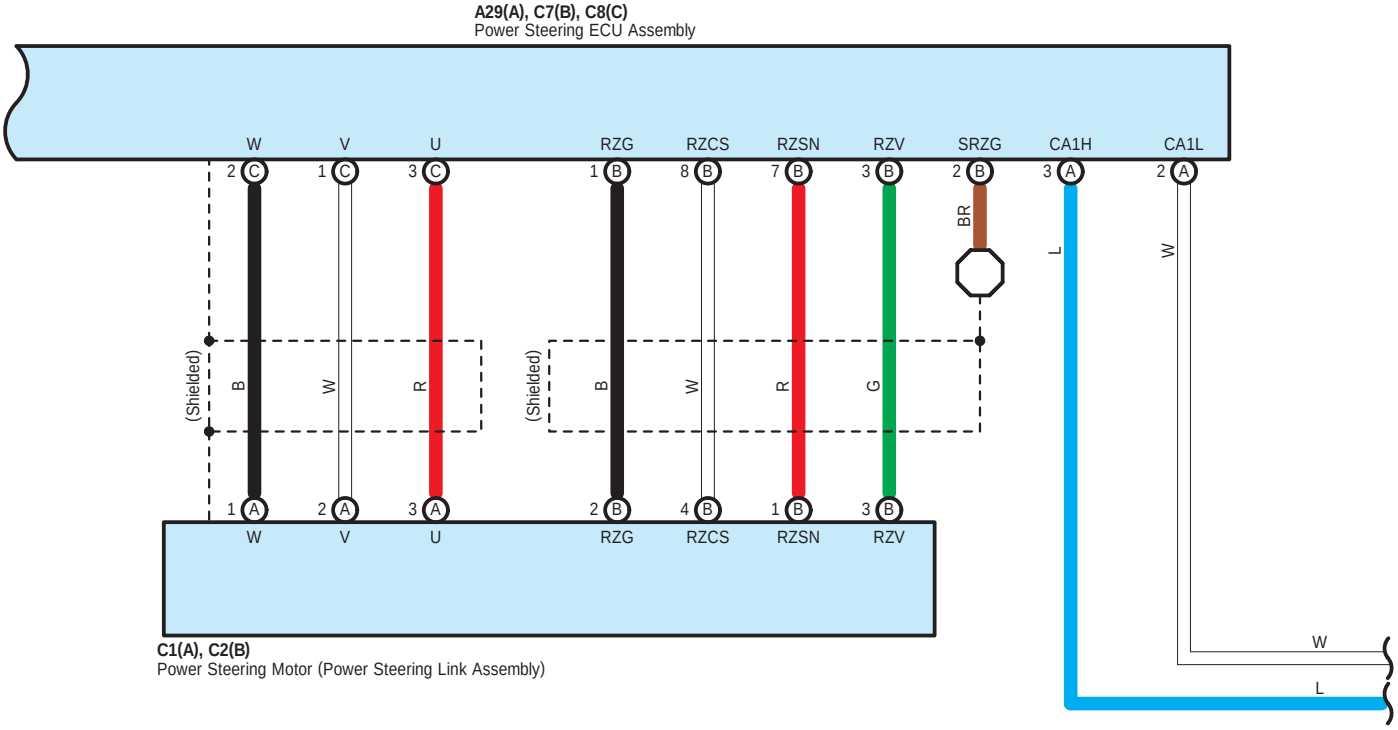
A29(A), C7(B), C8(C)
Power Steering ECU Assembly
W
V
U
RZG
RZCS
RZSN
RZV
SRZG
CA1H
CA1L
2 C
1 C
3 C
1 B
8 B
7 B
3 B
2 B
3 A
2 A
BR
L
W
(Shielded)
B
W
R
(Shielded)
B
W
R
G
1 A
2 A
3 A
2 B
4 B
1 B
3 B
W
V
U
RZG
RZCS
RZSN
RZV
C1(A), C2(B)
Power Steering Motor (Power Steering Link Assembly)
W
L


W
W
G
G
R
R
W
W
SB
SB
P
P
W
W
L
L

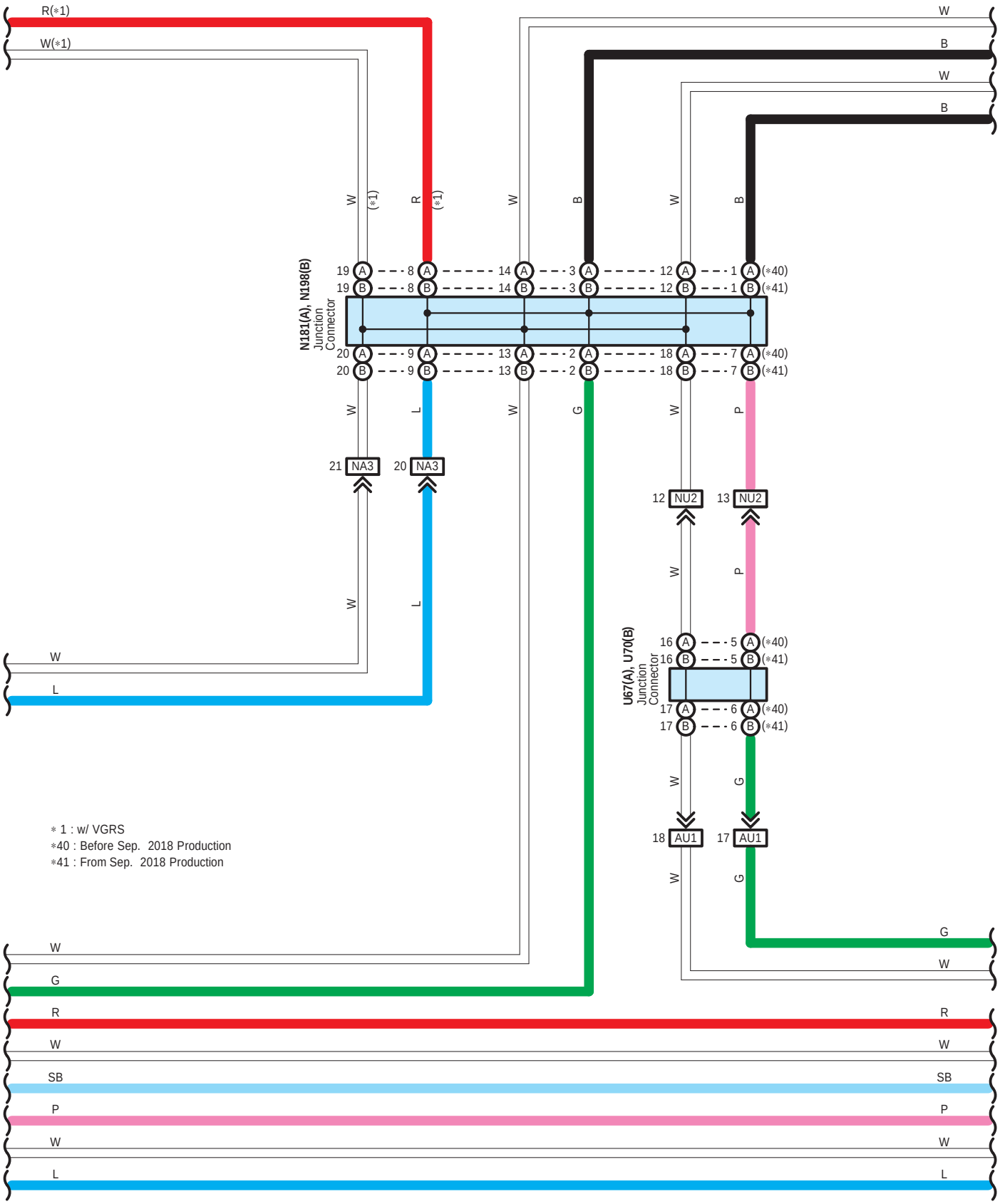
R(*1)
W(*1)
W
B
W
B
N181(A), N198(B)
Junction Connector
19 A 8 A 14 A 3 A 12 A 1 A (*40)
19 B 8 B 14 B 3 B 12 B 1 B (*41)
20 A 9 A 13 A 2 A 18 A 7 A (*40)
20 B 9 B 13 B 2 B 18 B 7 B (*41)
21 NA3
20 NA3
12 NU2
13 NU2
U67(A), U70(B)
Junction Connector
16 A 5 A (*40)
16 B 5 B (*41)
17 A 6 A (*40)
17 B 6 B (*41)
18 AU1
17 AU1
W
L
G
R
SB
P
* 1 : w/ VGRS
*40 : Before Sep. 2018 Production
*41 : From Sep. 2018 Production

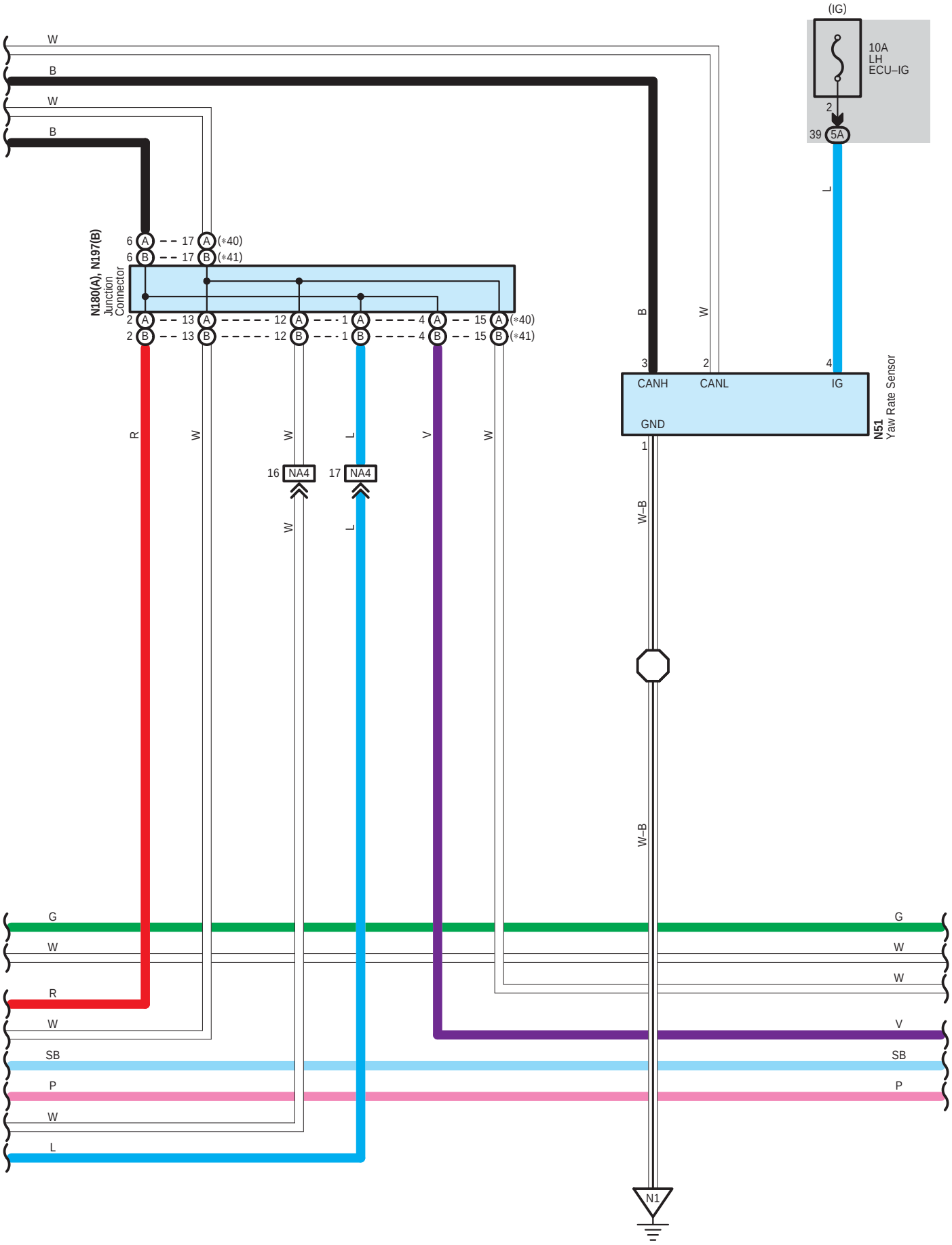
(IG)
10A
LH
ECU–IG
2
39
5A
N180(A), N197(B)
Junction
Connector
6
17
(*40)
(*41)
2
13
12
1
4
15
CANH
CANL
IG
GND
N51
Yaw Rate Sensor
16
NA4
17
NA4
N1
W
B
R
L
V
W–B
G
SB
P

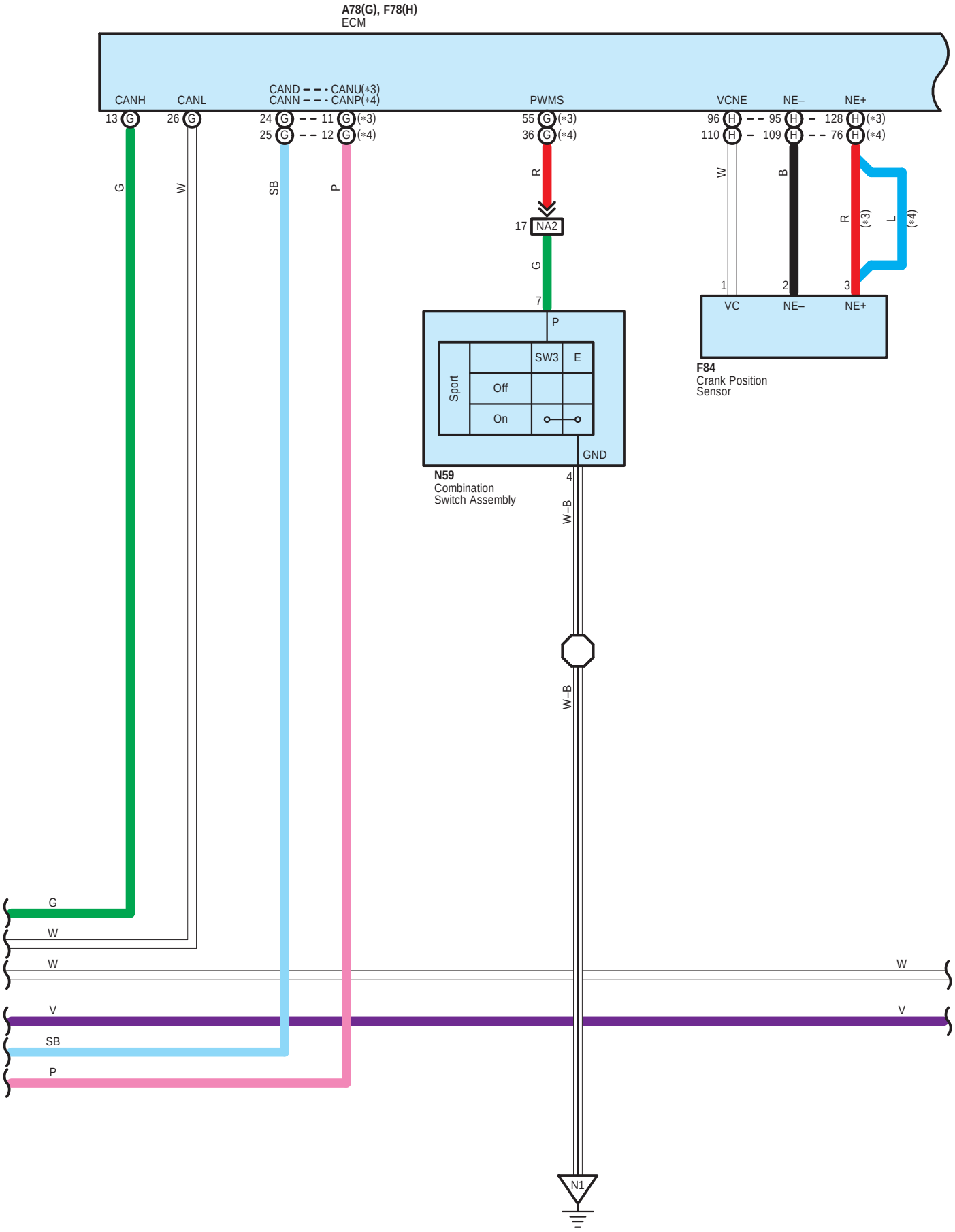
A78(G), F78(H)
ECM
CANH
CANL
CAND
CANU(*3)
CANN
CANP(*4)
PWMS
VCNE
NE–
NE+
13 G
26 G
24 G
11 G (*3)
25 G
12 G (*4)
55 G (*3)
36 G (*4)
96 H
95 H
128 H (*3)
110 H
109 H
76 H (*4)
G
W
SB
P
R
17 NA2
G
7
P
SW3
E
Sport
Off
On
GND
N59
Combination
Switch Assembly
4
W–B
W–B
N1
W
B
R (*3)
L (*4)
1
2
3
VC
NE–
NE+
F84
Crank Position
Sensor
G
W
W
W
V
V
SB
P

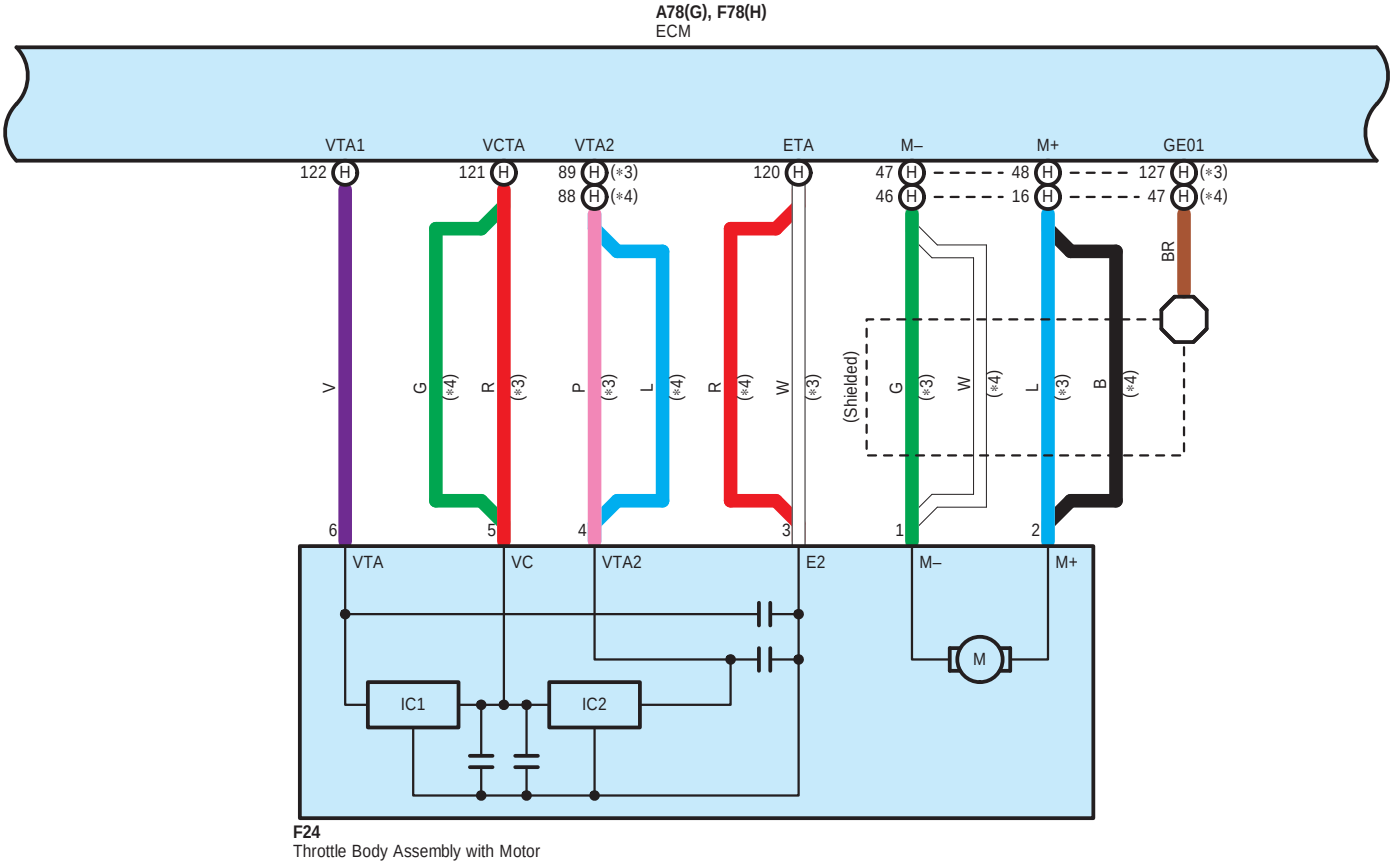

＊3 : 2GR–FKS
＊4 : 8AR–FTS



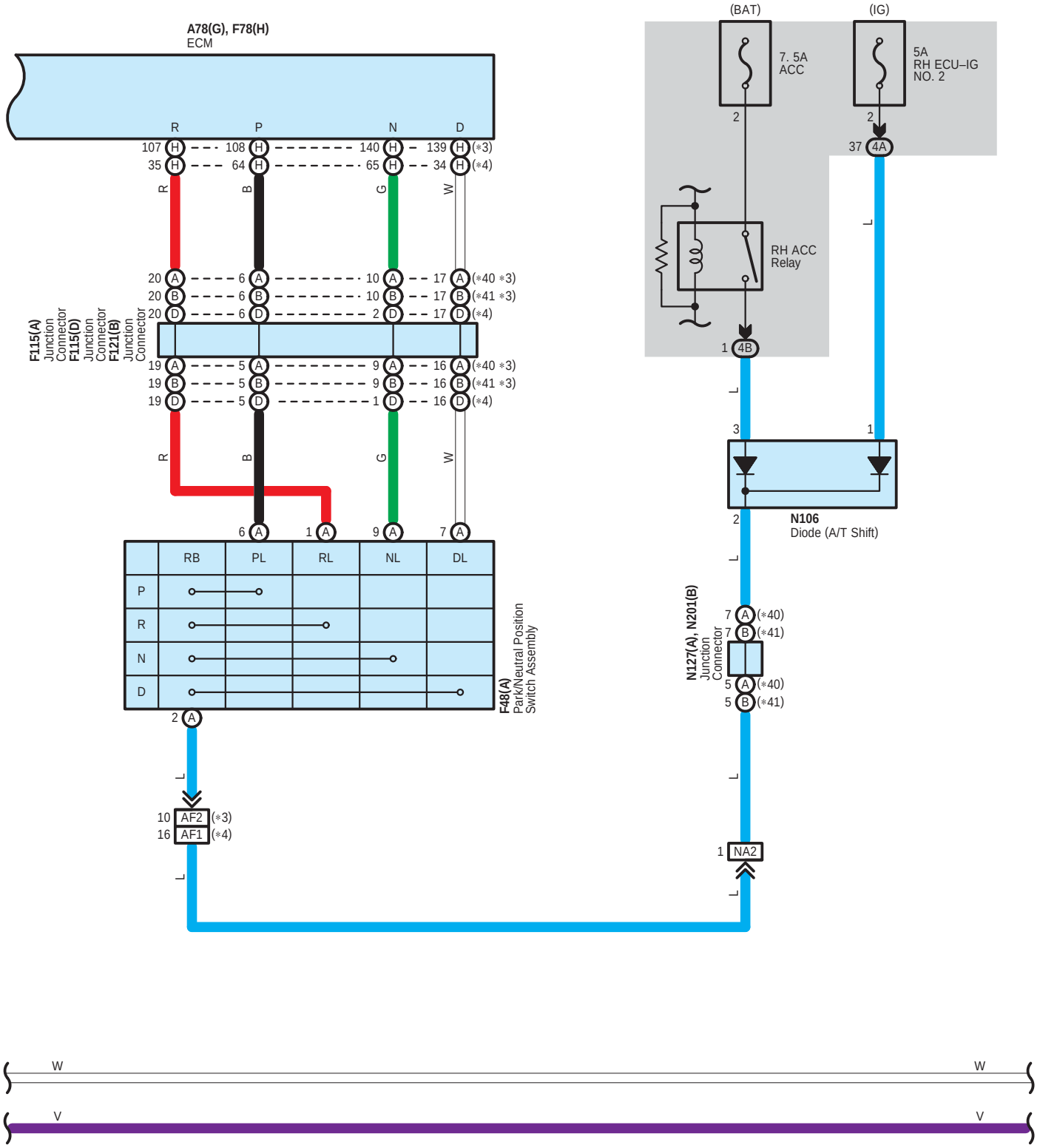
A78(G), F78(H)
ECM
R
P
N
D
107 H
35 H
108 H
64 H
140 H
65 H
139 H (*3)
34 H (*4)
R
B
G
W
20 A
20 B
20 D
6 A
6 B
6 D
10 A
10 B
2 D
17 A (*40 *3)
17 B (*41 *3)
17 D (*4)
F115(A) Junction Connector
F115(D) Junction Connector
F121(B) Junction Connector
19 A
19 B
19 D
5 A
5 B
5 D
9 A
9 B
1 D
16 A (*40 *3)
16 B (*41 *3)
16 D (*4)
6 A
1 A
9 A
7 A
RB
PL
RL
NL
DL
P
R
N
D
2 A
F48(A) Park/Neutral Position Switch Assembly
L
10 AF2 (*3)
16 AF1 (*4)
(BAT)
(IG)
7. 5A ACC
5A RH ECU–IG NO. 2
2
37 4A
RH ACC Relay
1 4B
3
1
N106 Diode (A/T Shift)
N127(A), N201(B) Junction Connector
7 A (*40)
7 B (*41)
5 A (*40)
5 B (*41)
1 NA2
W
V

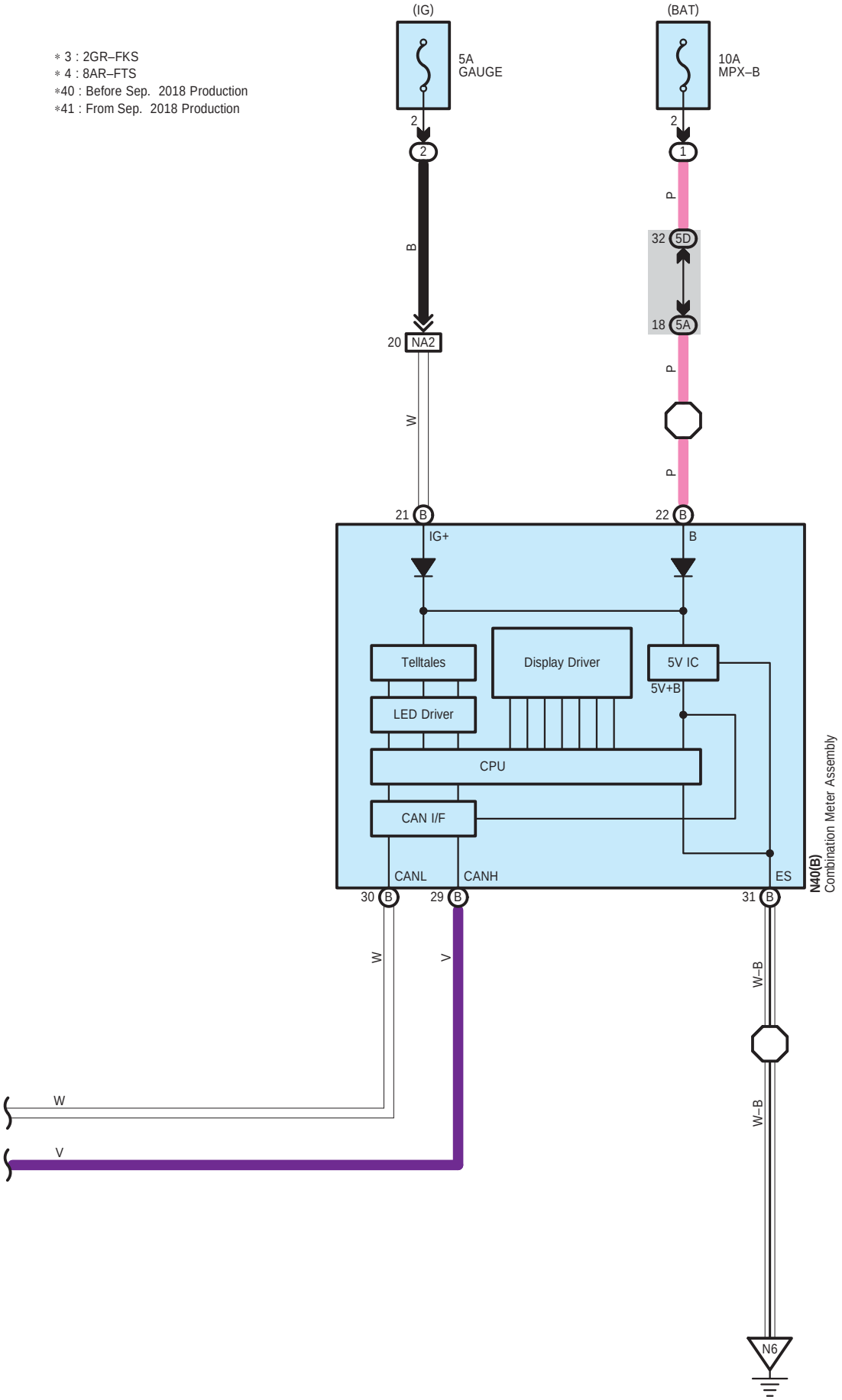
∗ 3 : 2GR–FKS
∗ 4 : 8AR–FTS
∗40 : Before Sep. 2018 Production
∗41 : From Sep. 2018 Production
(IG)
5A
GAUGE
(BAT)
10A
MPX–B
2
2
1
P
32 5D
18 5A
B
20 NA2
W
P
P
21 B
22 B
IG+
B
Telltales
Display Driver
5V IC
5V+B
LED Driver
CPU
CAN I/F
CANL
CANH
ES
30 B
29 B
31 B
N40(B)
Combination Meter Assembly
W
V
W–B
W–B
W
V
N6

A 5
White

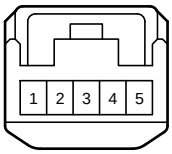

A 6
Blue

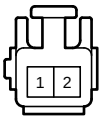

A 29
Black

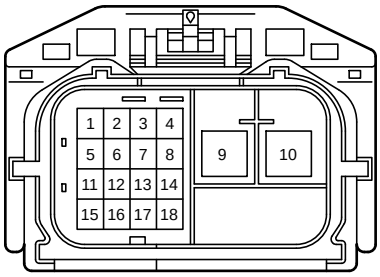

A 51
Blue

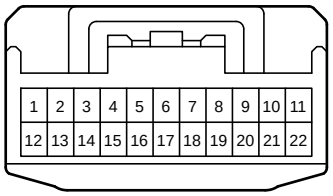

A 69
Gray

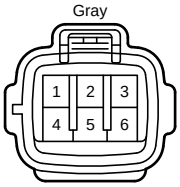

A 77
Black

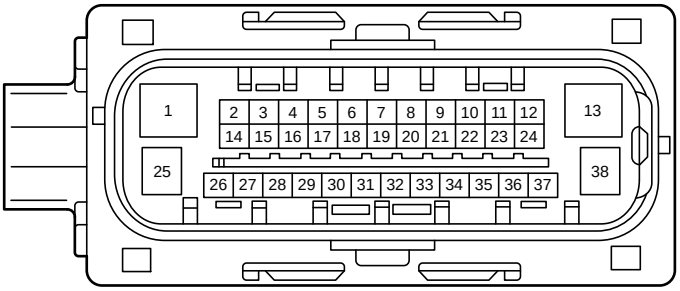

A 78
Black

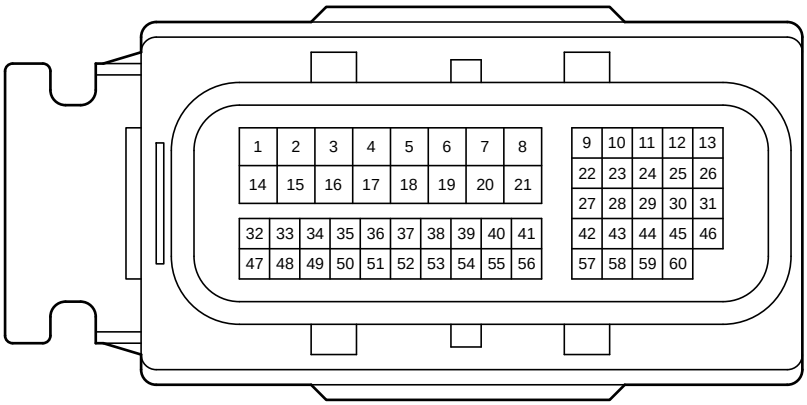

A 92
Gray

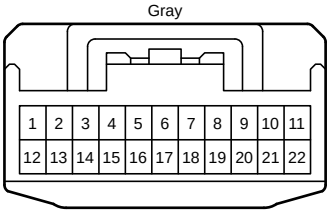

A 94
Black

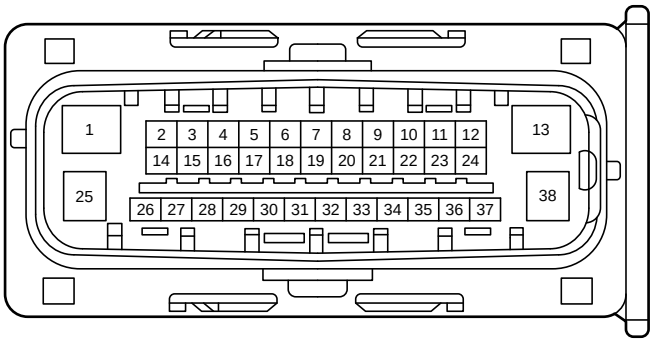

A 98
Black

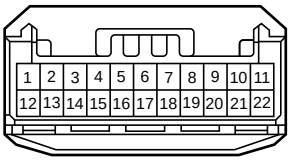

A 99

Black

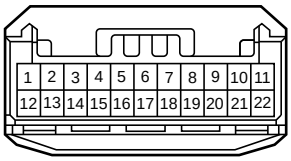

C 1

Gray

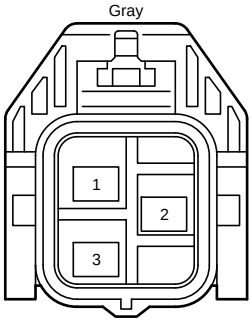

C 2

Gray

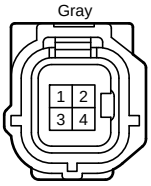

C 3

Gray

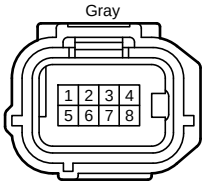

C 7

Black

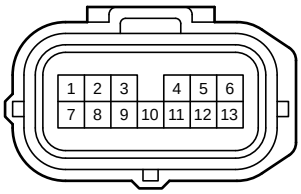

C 8

Black

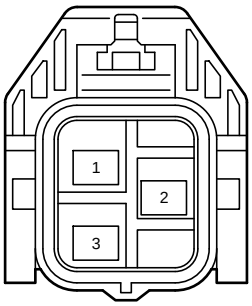

F 24

Black

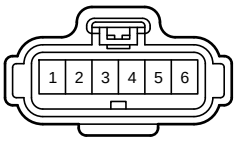

F 48

Black

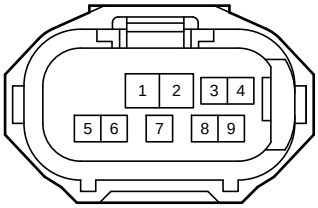

F 78

Black

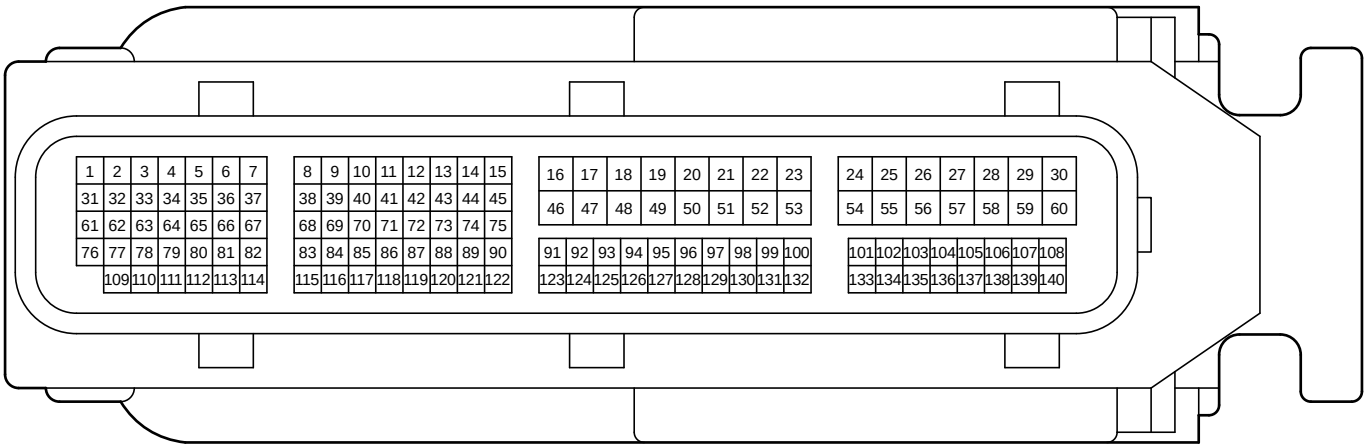

F 84
Black

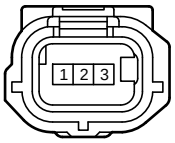

F115
Blue

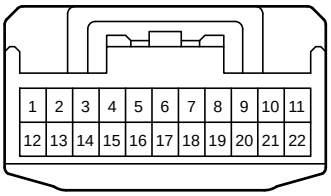

F121
Black

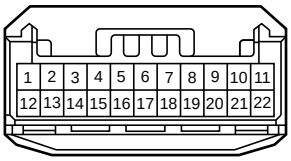

N 6
Black



N 33
White

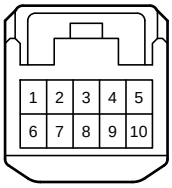

N 34
Black

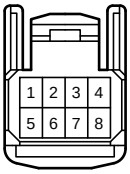

N 38
White

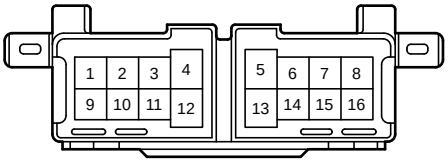

N 40
Black

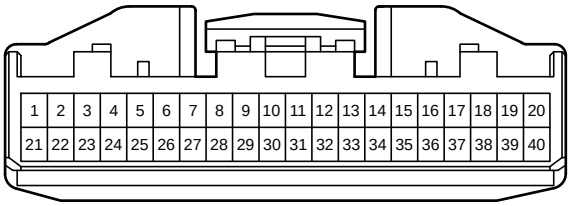

N 42
Black

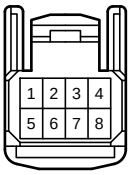

N 51
Black



N 59
Black

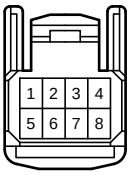

N102
White

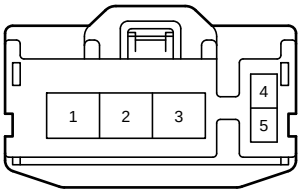

N103
White

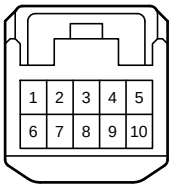

N104
White

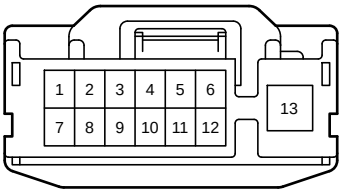

N105
Black

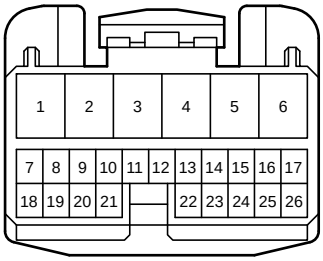

N106
Gray

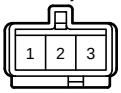

N127
Blue

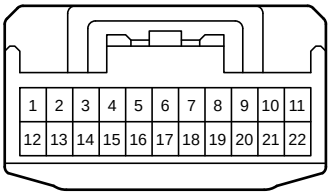

N131
Gray

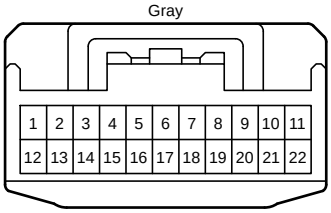

N132
Black

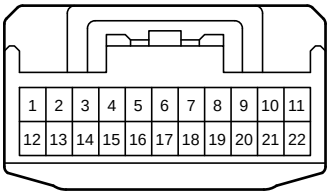

N134
Black

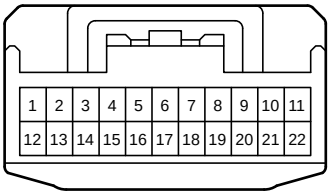

N172
White

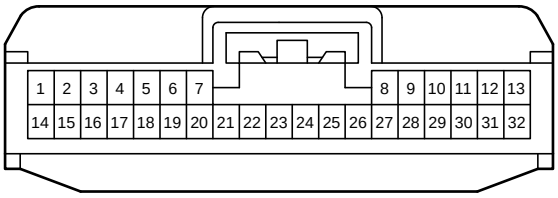

N176
Black

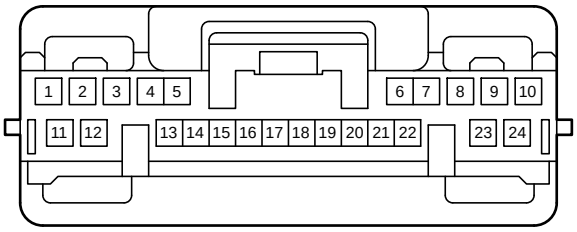

N180
Gray

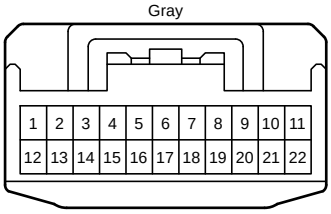

N181
Gray

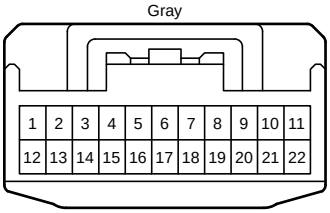

N193
Black

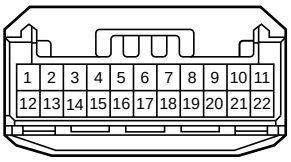

N194
Black

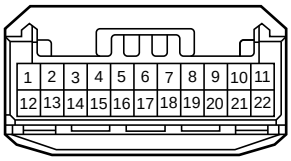

N197
Black

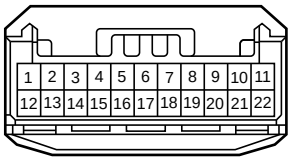

N198
Black

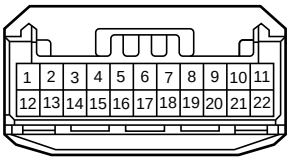

N201
Black

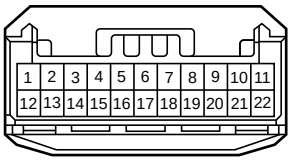

N203
Black

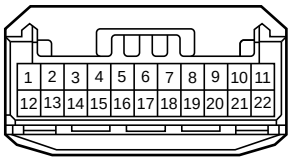

T 30
White

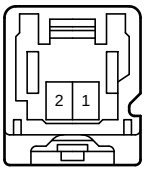

U 32
White

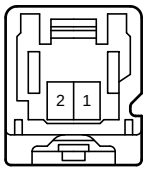

U 42
Black

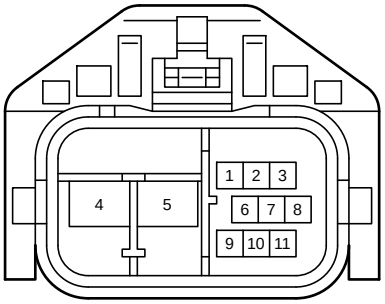

U 54
Blue

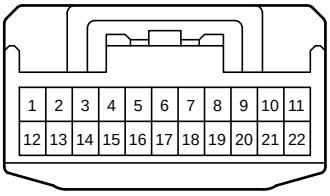

U 67
Gray

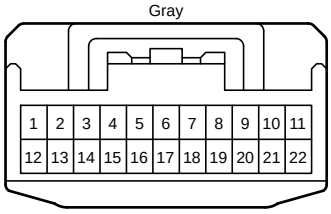

U 69
Black

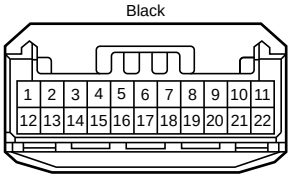

U 70
Black

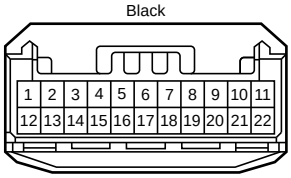

o 1
Black

o 2
Black

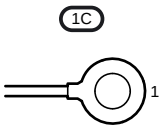

2A
Black

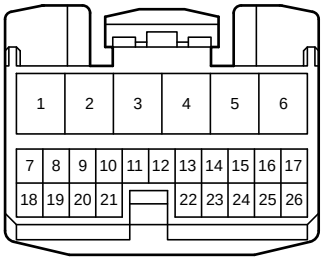

2B
Black

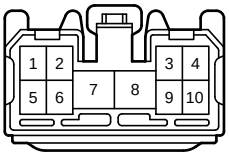

2E
White

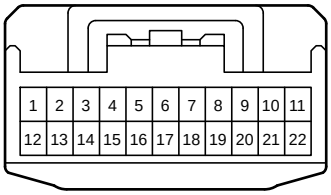

2F
White

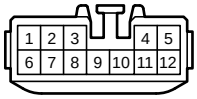

2G
Black

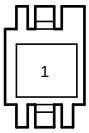

4A
White

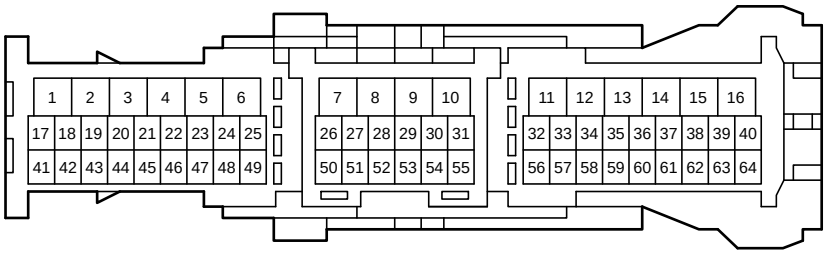

4B
White

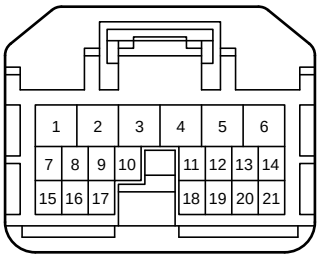

4D
White

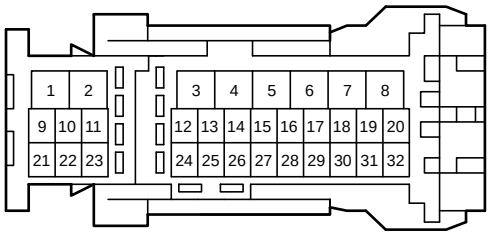

5A
White

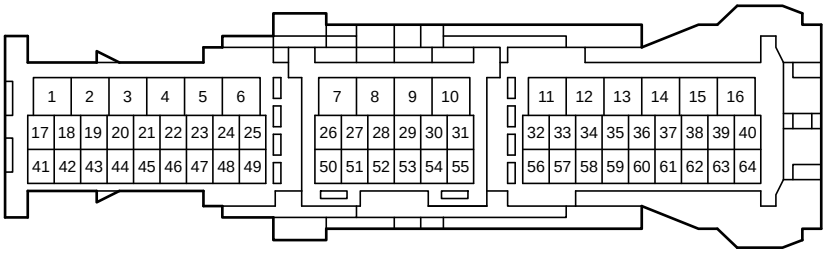

5D
White

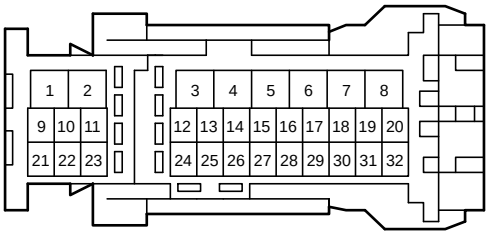

AF1
Gray

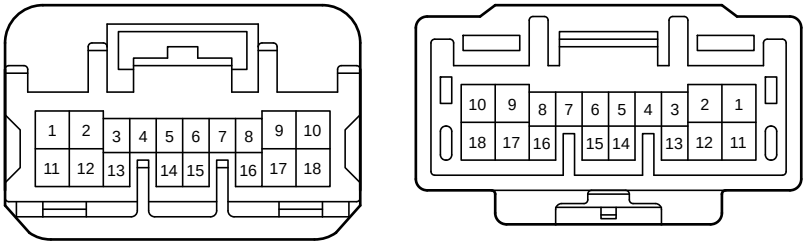

AF2
White

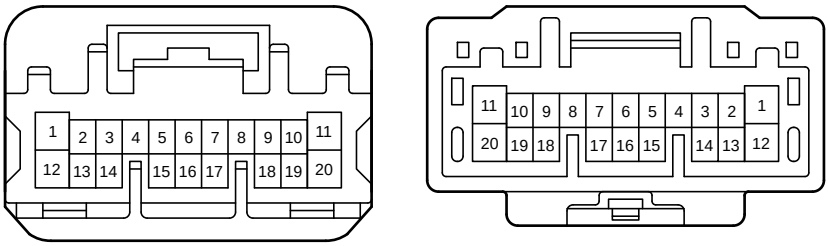

AT1
White

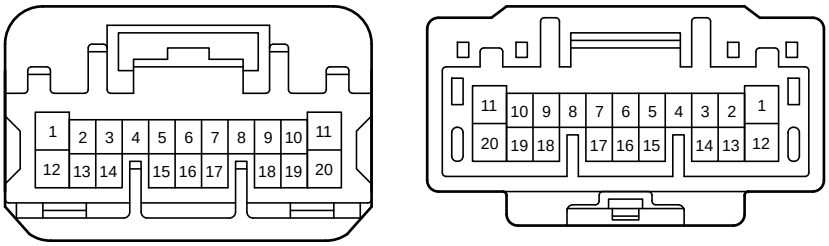

AU1
White

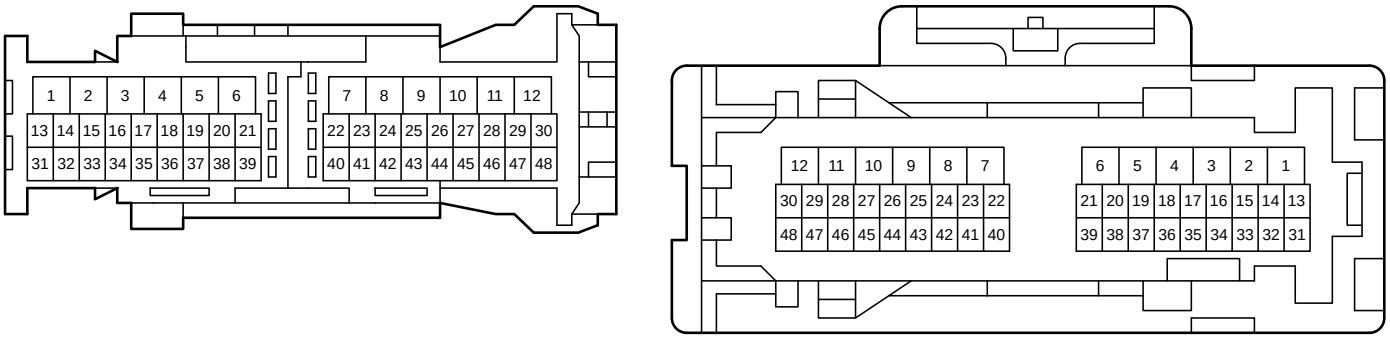

Ao1
Black

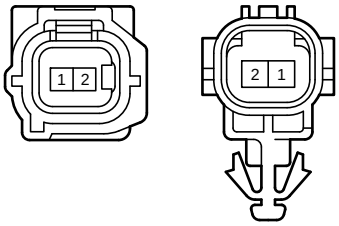

NA1
White

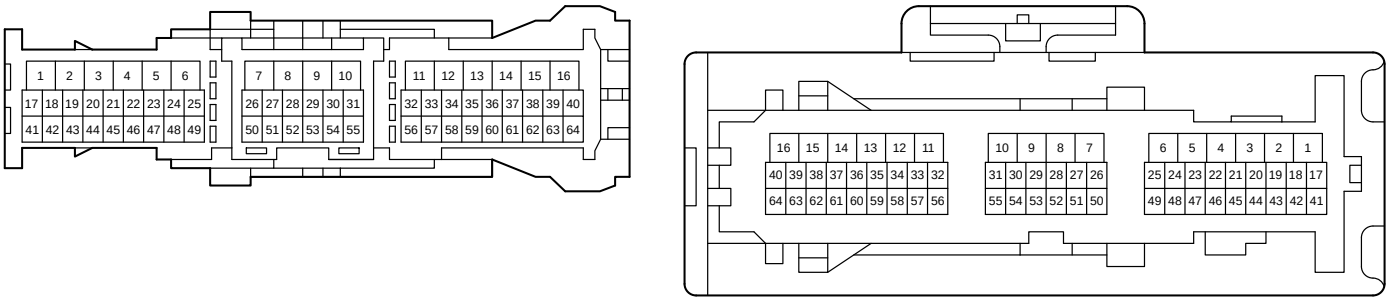

NA2
White

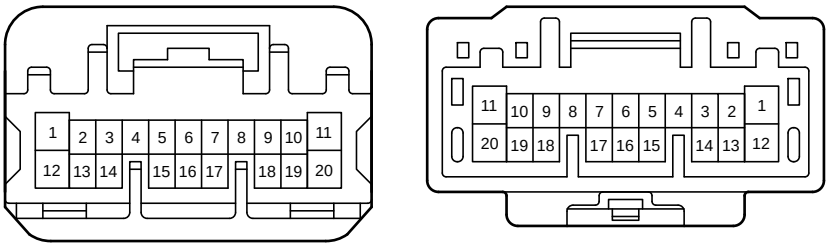

NA3
White

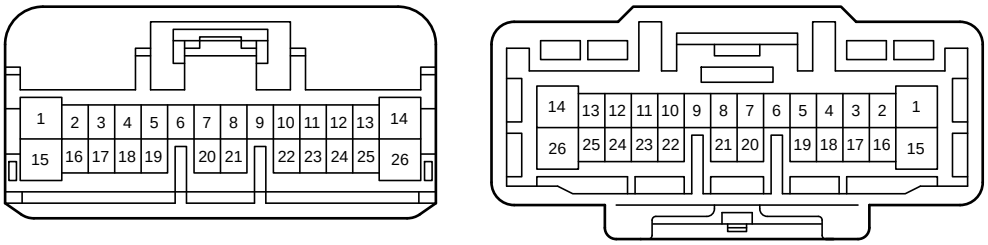

NA4
Gray

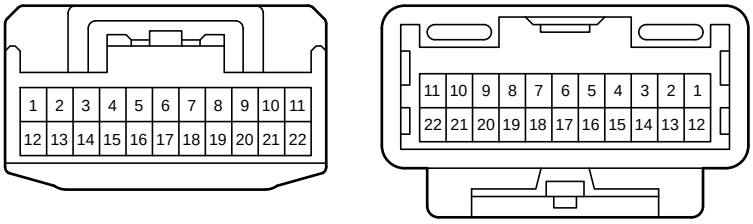

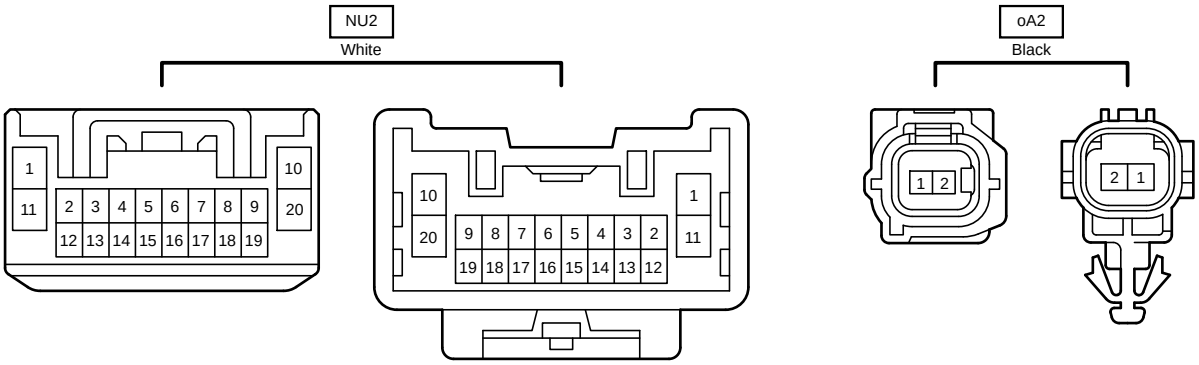
NU2
White
1
10
11
2 3 4 5 6 7 8 9
20
12 13 14 15 16 17 18 19
10
1
20
9 8 7 6 5 4 3 2
11
19 18 17 16 15 14 13 12
oA2
Black
1 2
2 1