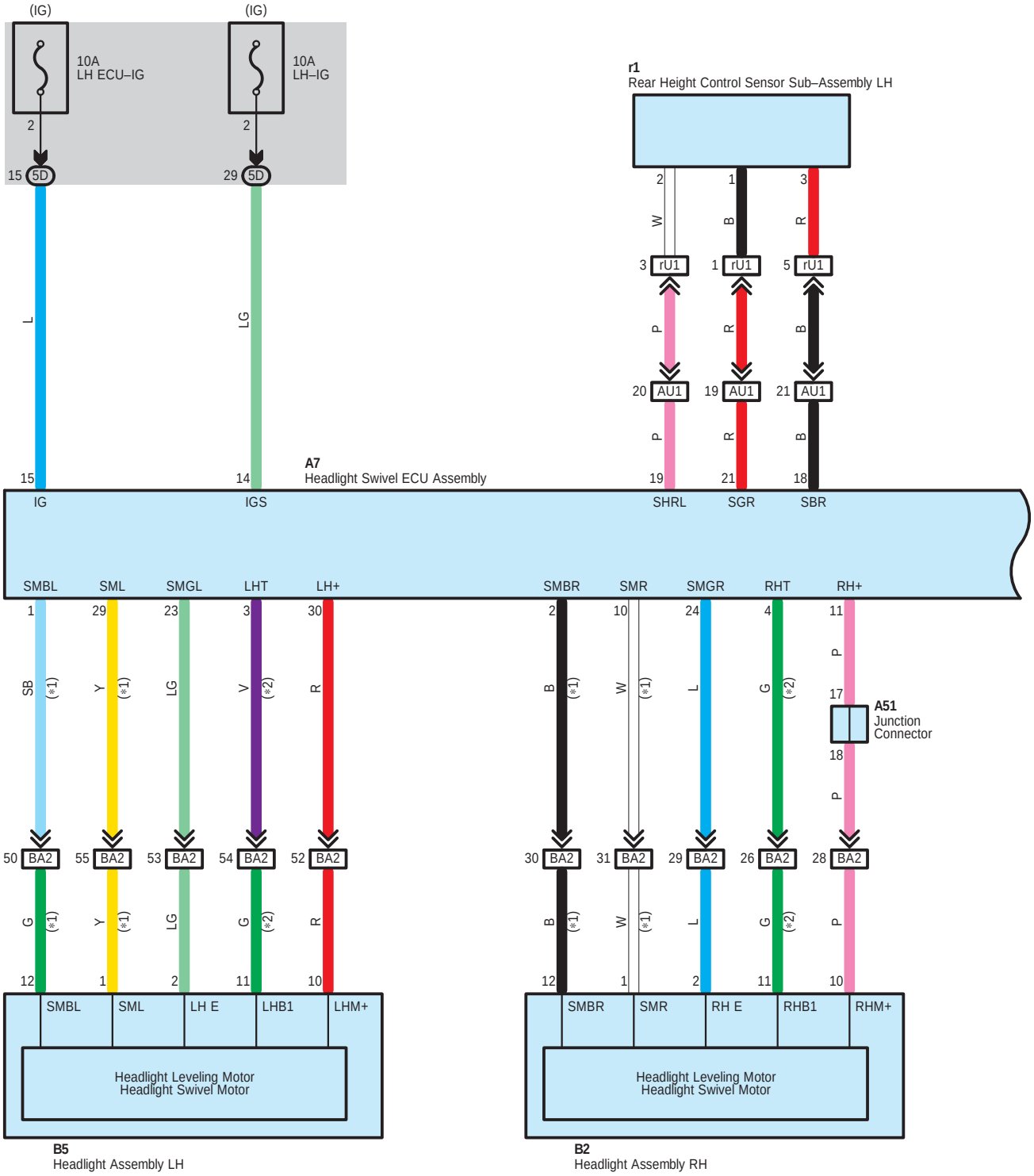
(IG)
10A
LH ECU–IG
(IG)
10A
LH–IG
r1
Rear Height Control Sensor Sub–Assembly LH
A7
Headlight Swivel ECU Assembly
IG
IGS
SHRL
SGR
SBR
SMBL
SML
SMGL
LHT
LH+
SMBR
SMR
SMGR
RHT
RH+
A51
Junction
Connector
SMBL
SML
LH E
LHB1
LHM+
Headlight Leveling Motor
Headlight Swivel Motor
B5
Headlight Assembly LH
SMBR
SMR
RH E
RHB1
RHM+
Headlight Leveling Motor
Headlight Swivel Motor
B2
Headlight Assembly RH

∗ 1 : w/ Adaptive Front–Lighting System
∗ 2 : w/o Adaptive Front–Lighting System
∗ 7 : Before Sep. 2013 Production
∗ 8 : From Sep. 2013 Production

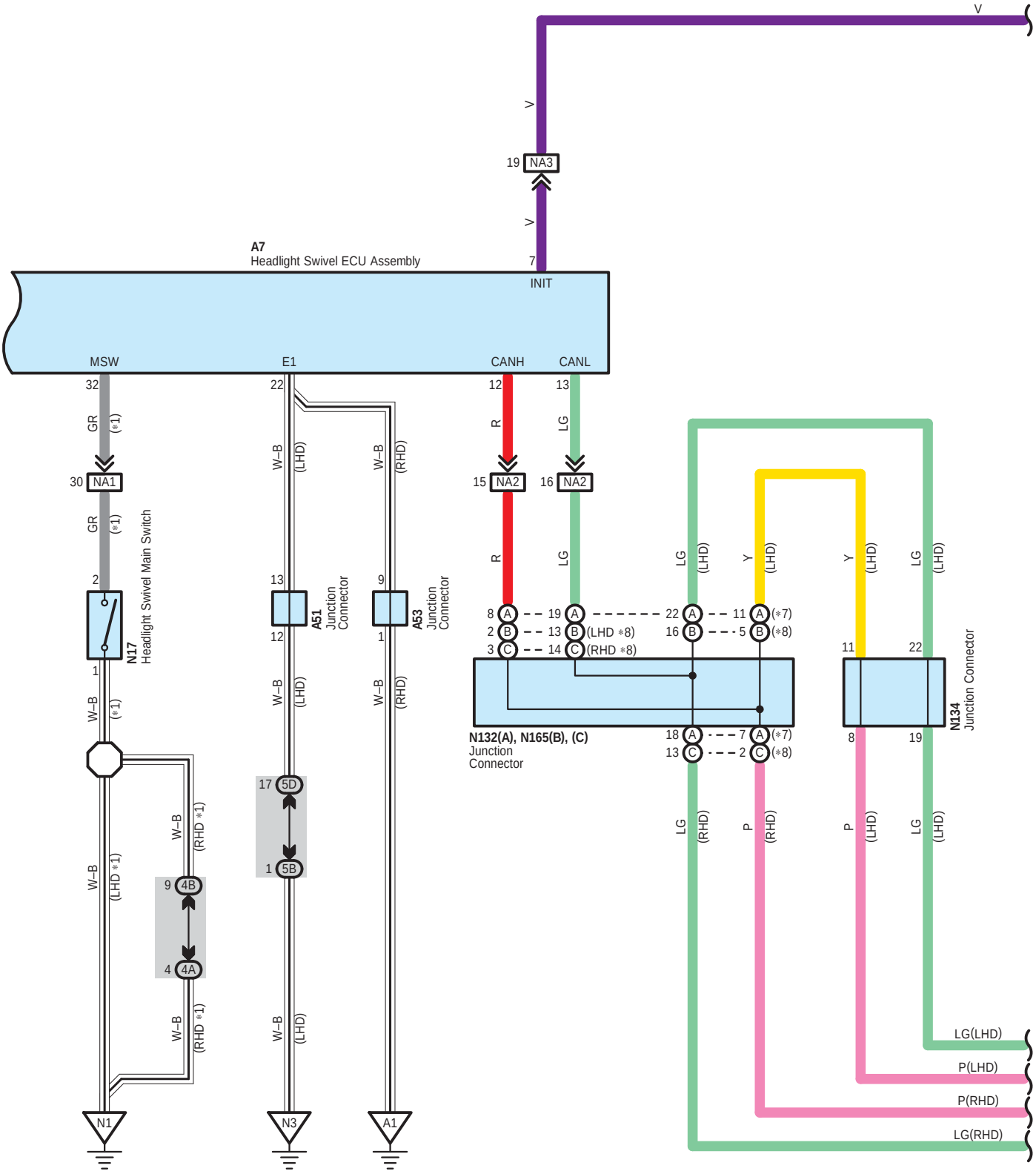

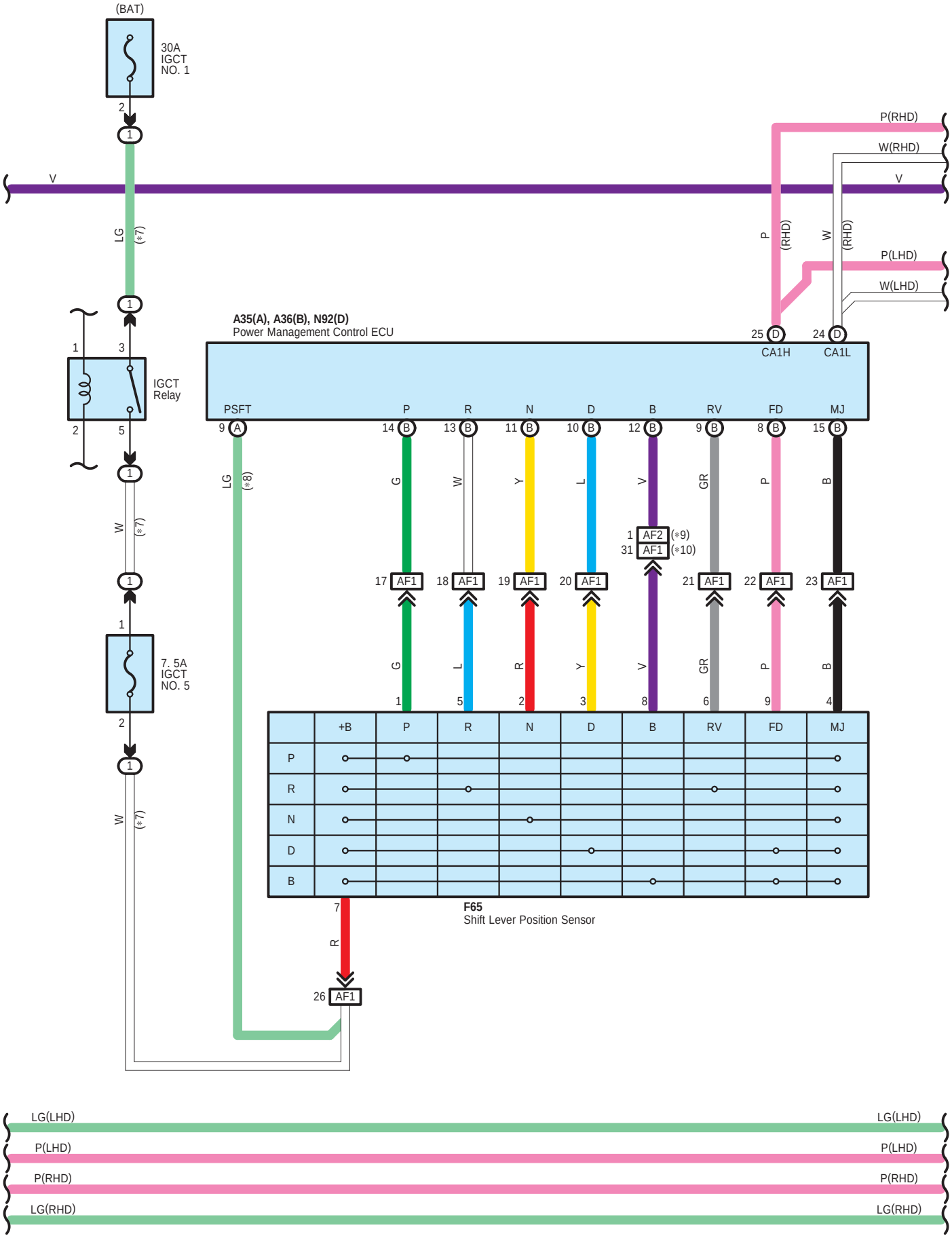
(BAT)
30A
IGCT
NO. 1
V
LG
(*7)
IGCT
Relay
W
(*7)
7. 5A
IGCT
NO. 5
W
(*7)
P(RHD)
W(RHD)
V
P
(RHD)
W
(RHD)
P(LHD)
W(LHD)
A35(A), A36(B), N92(D)
Power Management Control ECU
25 D CA1H
24 D CA1L
PSFT
P
R
N
D
B
RV
FD
MJ
9 A
14 B
13 B
11 B
10 B
12 B
9 B
8 B
15 B
LG
(*8)
G
W
Y
L
V
GR
P
B
1 AF2 (*9)
31 AF1 (*10)
17 AF1
18 AF1
19 AF1
20 AF1
21 AF1
22 AF1
23 AF1
G
L
R
Y
V
GR
P
B
1
5
2
3
8
6
9
4
+B
P
R
N
D
B
RV
FD
MJ
7
R
26 AF1
F65
Shift Lever Position Sensor
LG(LHD)
P(LHD)
P(RHD)
LG(RHD)

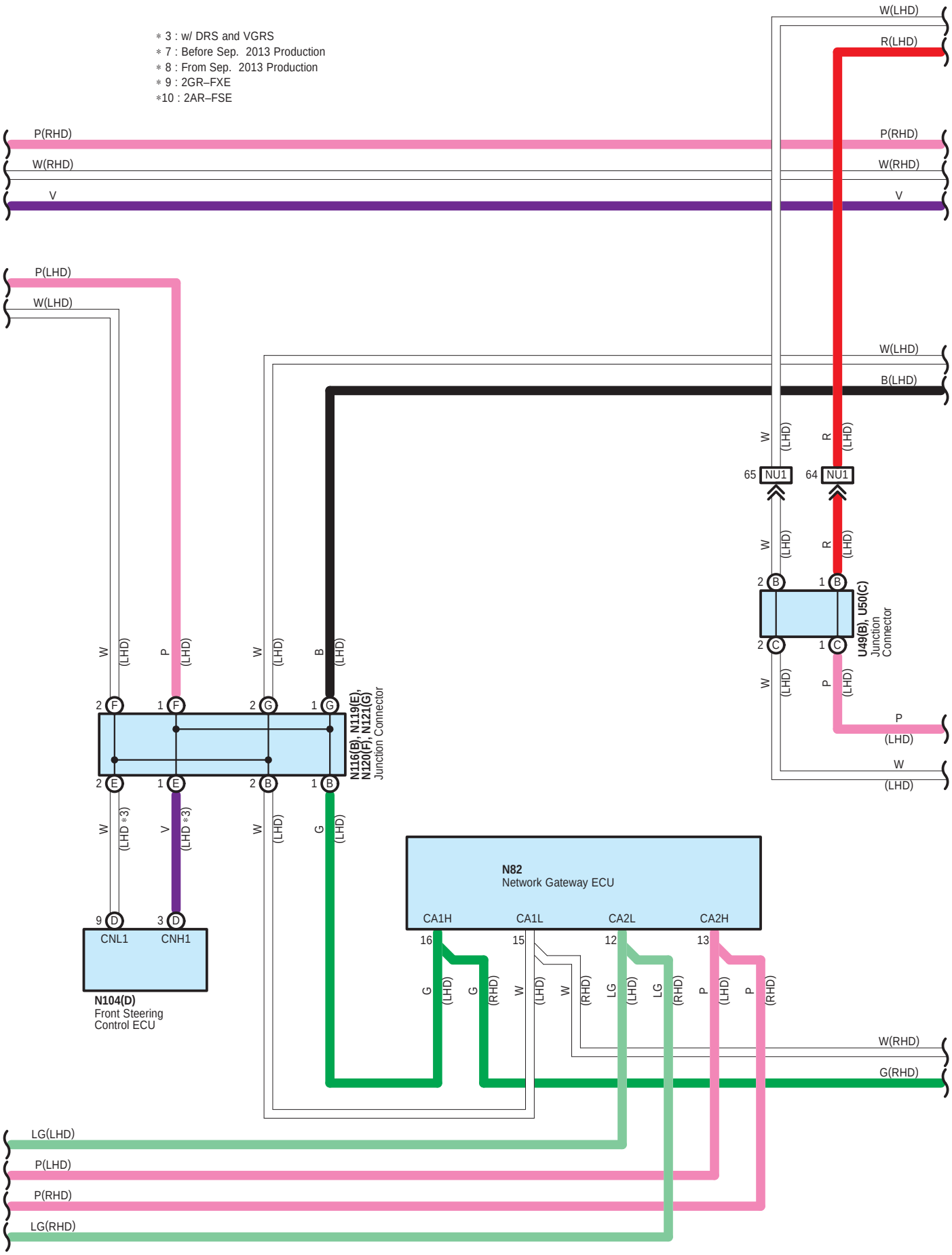
∗ 3 : w/ DRS and VGRS
∗ 7 : Before Sep. 2013 Production
∗ 8 : From Sep. 2013 Production
∗ 9 : 2GR–FXE
∗10 : 2AR–FSE
W(LHD)
R(LHD)
P(RHD)
W(RHD)
V
P(LHD)
W(LHD)
B(LHD)
65 NU1
64 NU1
U49(B), U50(C)
Junction Connector
N116(B), N119(E), N120(F), N121(G)
Junction Connector
N82
Network Gateway ECU
CA1H
CA1L
CA2L
CA2H
N104(D)
Front Steering Control ECU
CNL1
CNH1
W(RHD)
G(RHD)
LG(LHD)
P(LHD)
P(RHD)
LG(RHD)

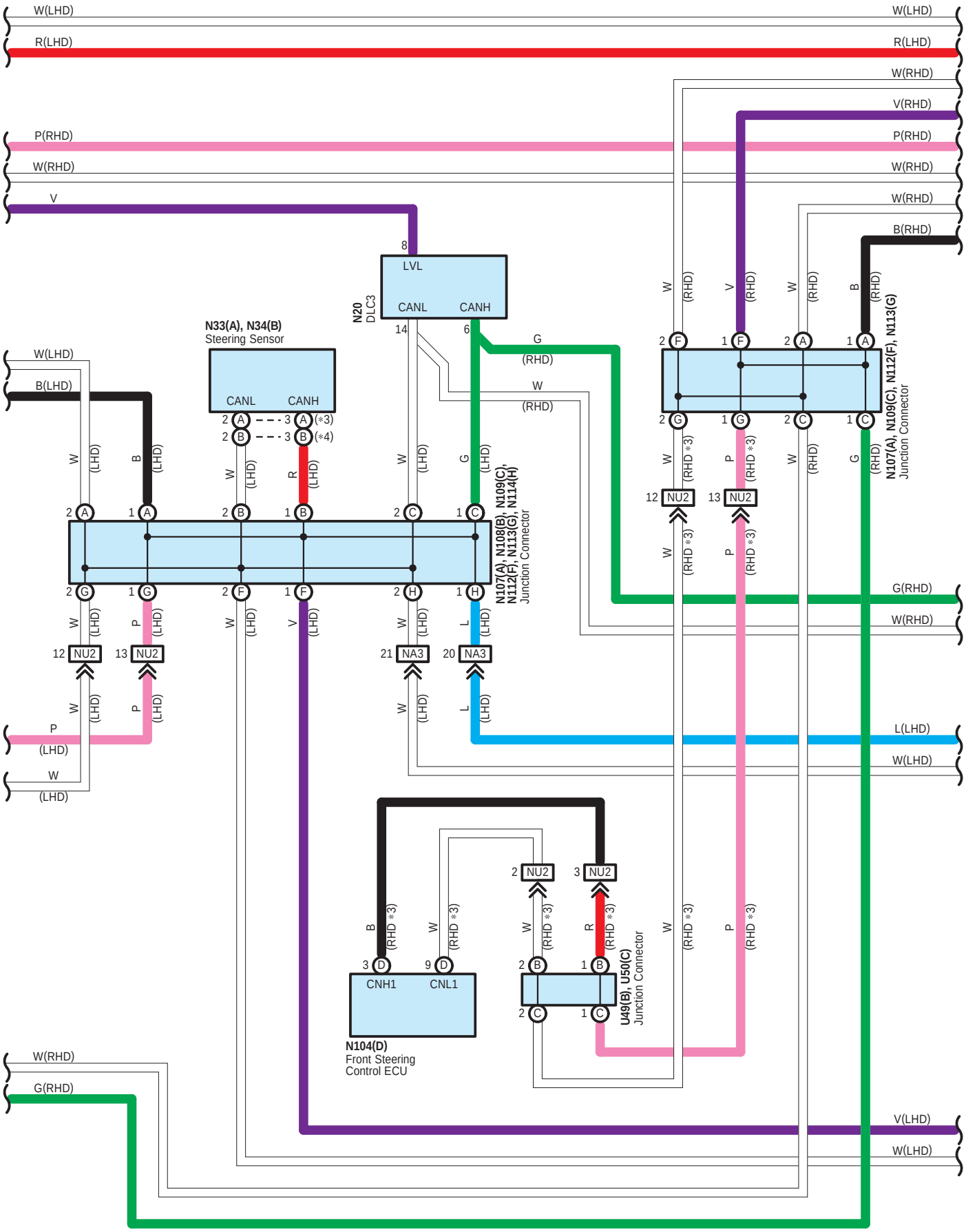
W(LHD)
R(LHD)
P(RHD)
W(RHD)
V
W(RHD)
V(RHD)
B(RHD)
G(RHD)
L(LHD)
V(LHD)
B(LHD)
G(RHD)
N20
DLC3
LVL
CANL
CANH
N33(A), N34(B)
Steering Sensor
(*3)
(*4)
N107(A), N108(B), N109(C), N112(F), N113(G), N114(H)
Junction Connector
N107(A), N109(C), N112(F), N113(G)
Junction Connector
NU2
NA3
N104(D)
Front Steering
Control ECU
CNH1
CNL1
U49(B), U50(C)
Junction Connector
(LHD)
(RHD)
(RHD *3)

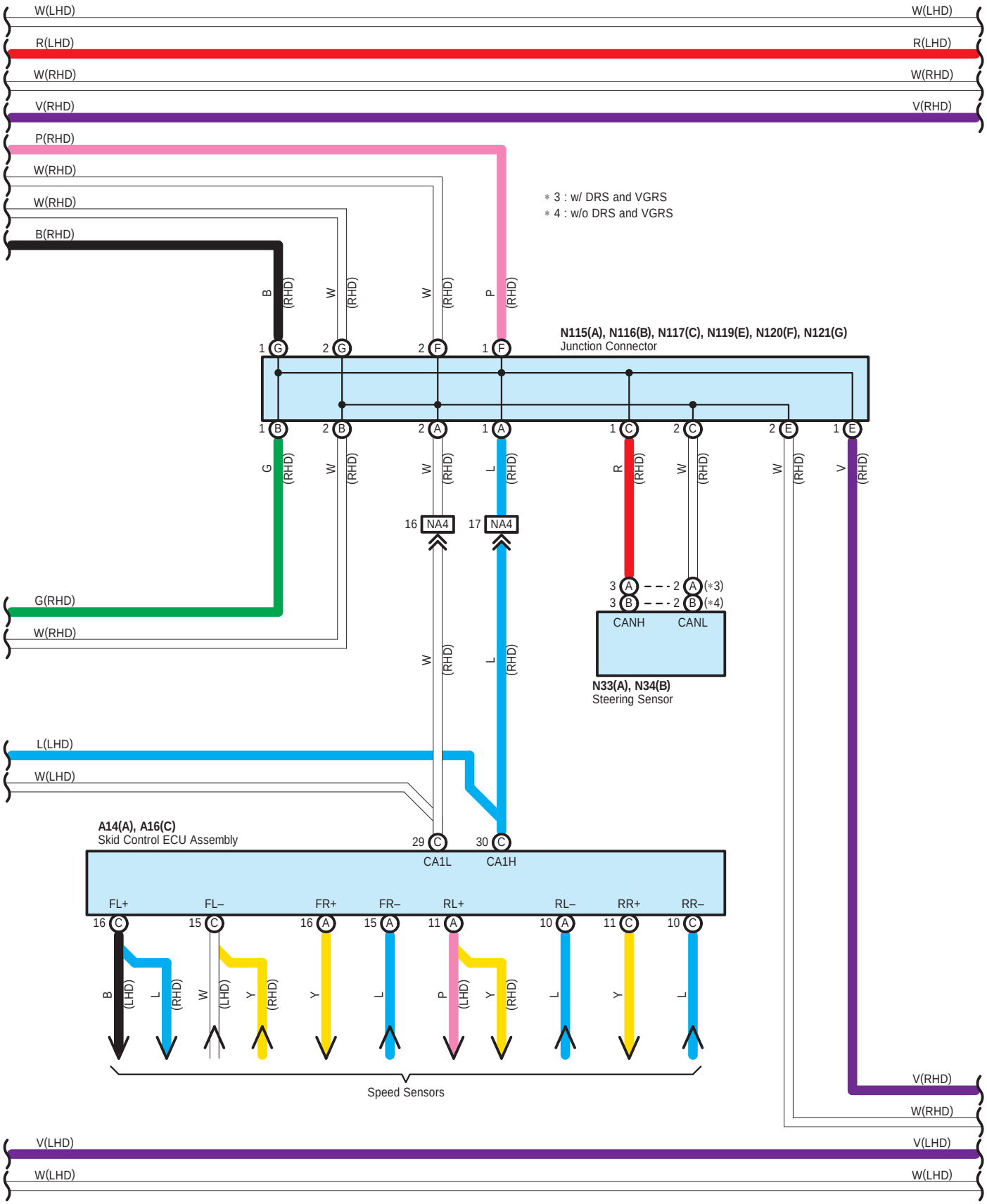
W(LHD)
R(LHD)
W(RHD)
V(RHD)
P(RHD)
W(RHD)
W(RHD)
B(RHD)
∗ 3 : w/ DRS and VGRS
∗ 4 : w/o DRS and VGRS
N115(A), N116(B), N117(C), N119(E), N120(F), N121(G)
Junction Connector
NA4
NA4
CANH
CANL
N33(A), N34(B)
Steering Sensor
G(RHD)
W(RHD)
L(LHD)
W(LHD)
A14(A), A16(C)
Skid Control ECU Assembly
CA1L
CA1H
FL+
FL–
FR+
FR–
RL+
RL–
RR+
RR–
Speed Sensors
V(RHD)
W(RHD)
V(LHD)
W(LHD)

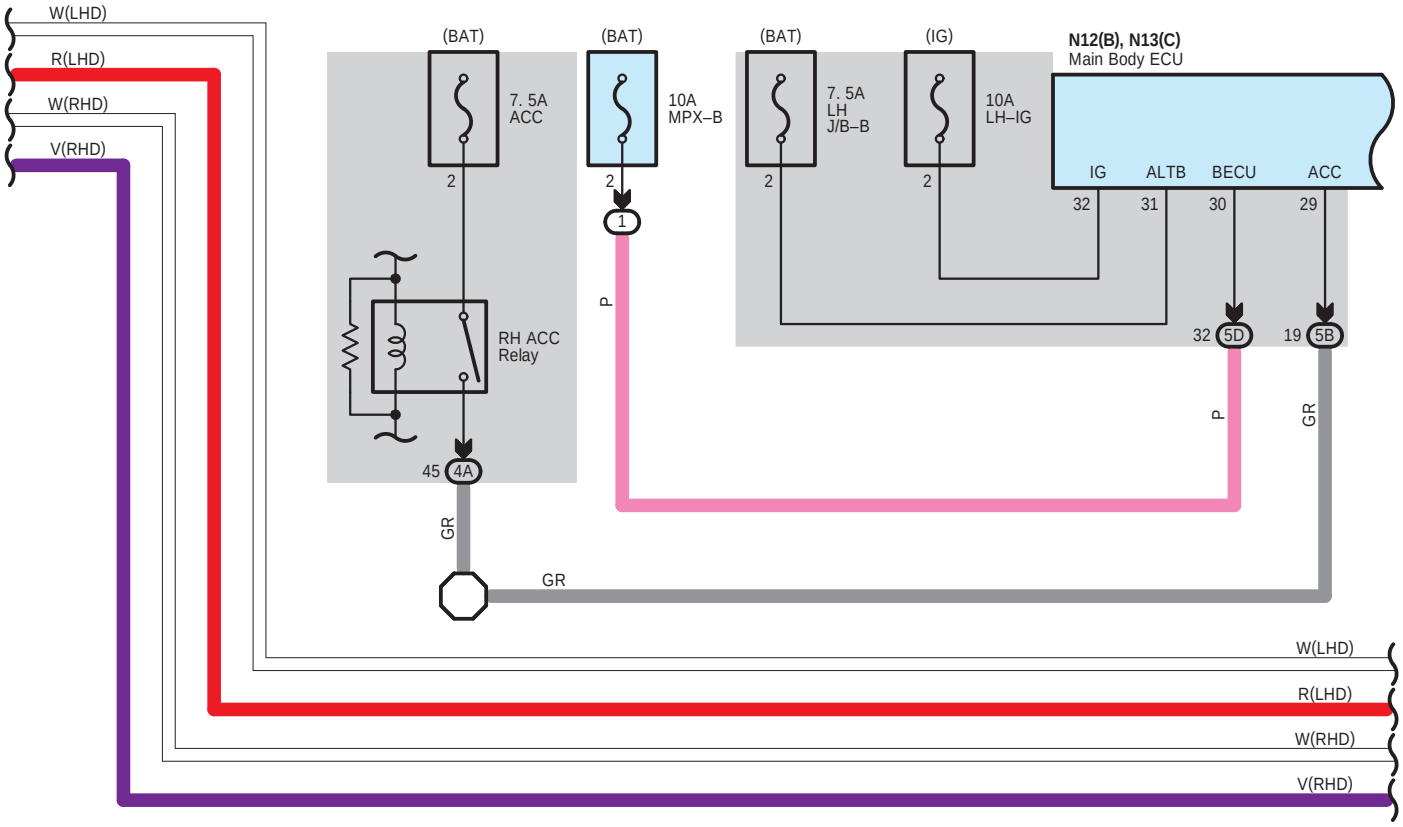

∗ 5 : LHD, RHD Light Control Switch LH Side Type
∗ 6 : RHD Light Control Switch RH Side Type



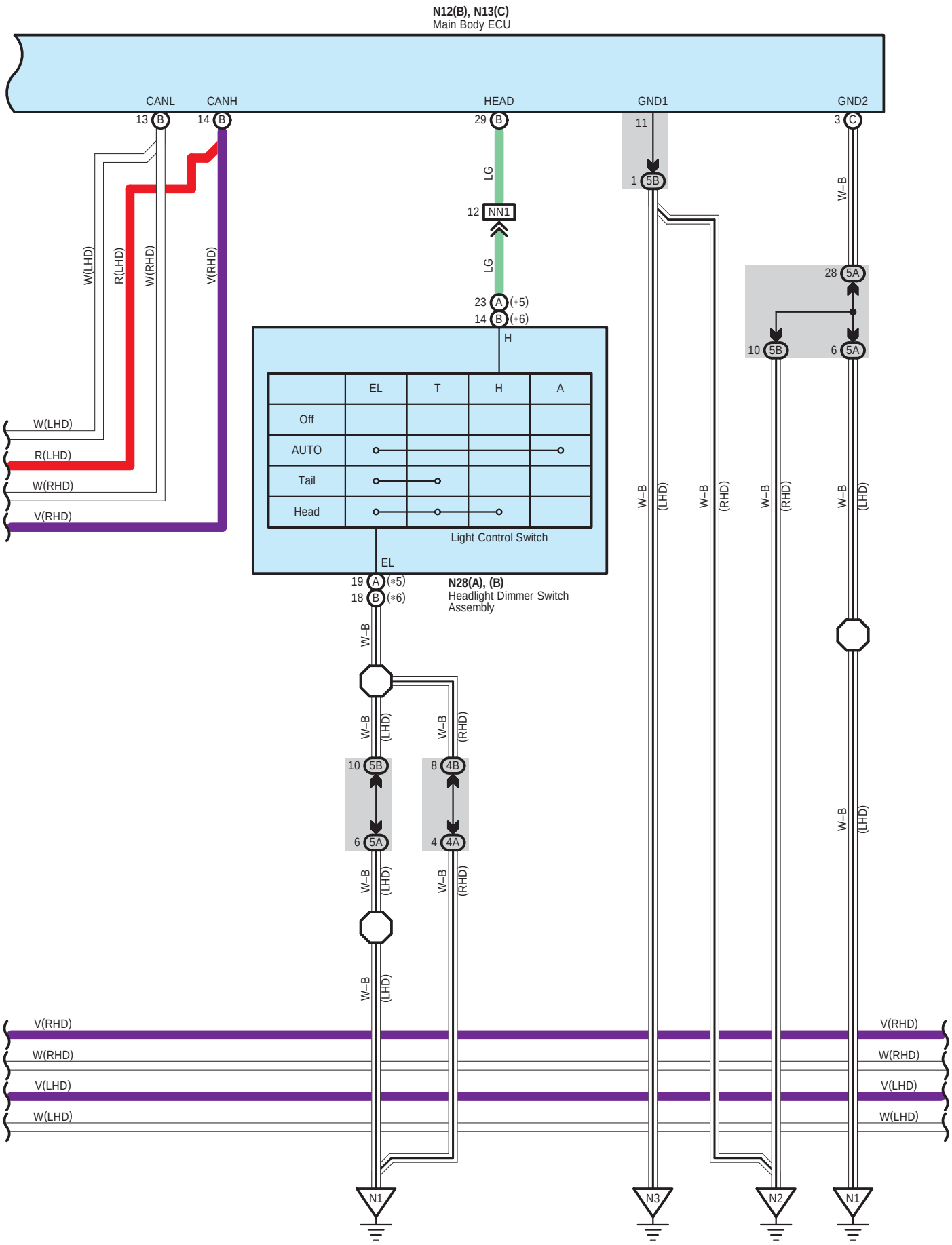
N12(B), N13(C)
Main Body ECU
CANL
CANH
HEAD
GND1
GND2
13 B
14 B
29 B
11
3 C
1 5B
LG
12 NN1
LG
23 A (*5)
14 B (*6)
H
W–B
28 5A
10 5B
6 5A
W(LHD)
R(LHD)
W(RHD)
V(RHD)
EL
T
H
A
Off
AUTO
Tail
Head
Light Control Switch
EL
19 A (*5)
18 B (*6)
N28(A), (B)
Headlight Dimmer Switch
Assembly
W–B
W–B (LHD)
W–B (RHD)
10 5B
8 4B
6 5A
4 4A
W–B (LHD)
W–B (RHD)
W–B (LHD)
W–B (RHD)
W–B (RHD)
W–B (LHD)
W–B (LHD)
V(RHD)
W(RHD)
V(LHD)
W(LHD)
N1
N3
N2
N1

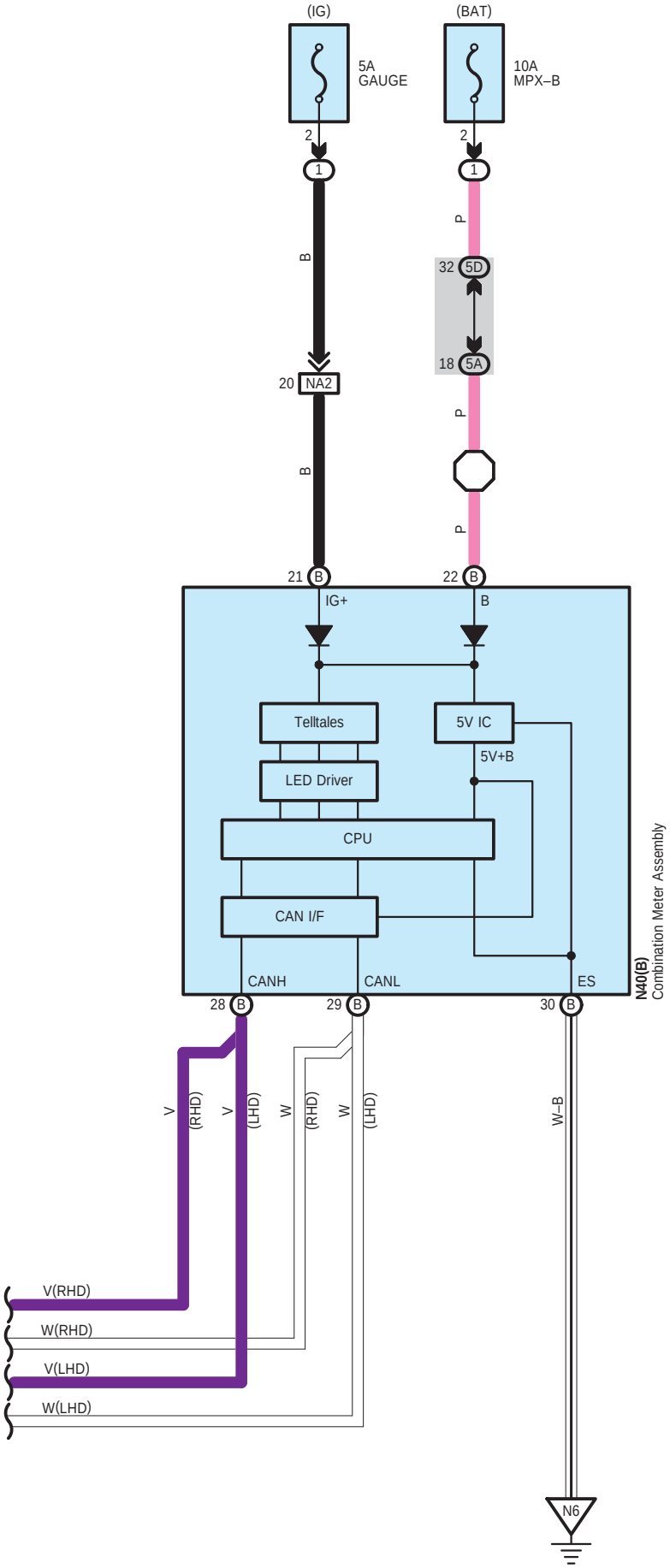
(IG)
(BAT)
5A
GAUGE
10A
MPX–B
2
1
B
P
32
5D
18
5A
20
NA2
21
22
IG+
B
Telltales
5V IC
5V+B
LED Driver
CPU
CAN I/F
CANH
CANL
ES
28
29
30
N40(B)
Combination Meter Assembly
V
(RHD)
(LHD)
W
W–B
V(RHD)
W(RHD)
V(LHD)
W(LHD)
N6

A 7
White

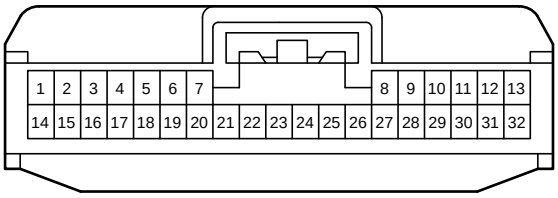

A 14
Black

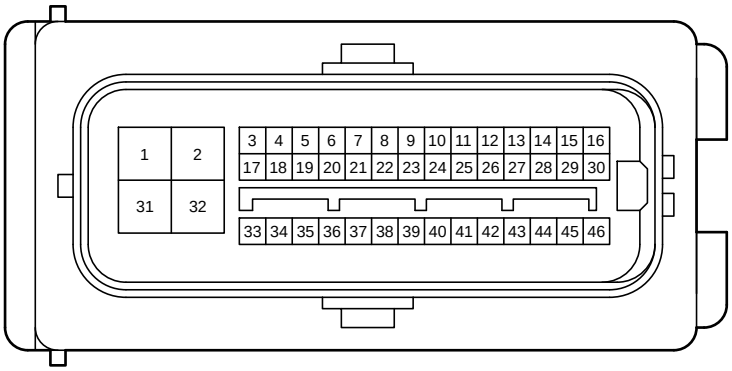

A 16
Gray

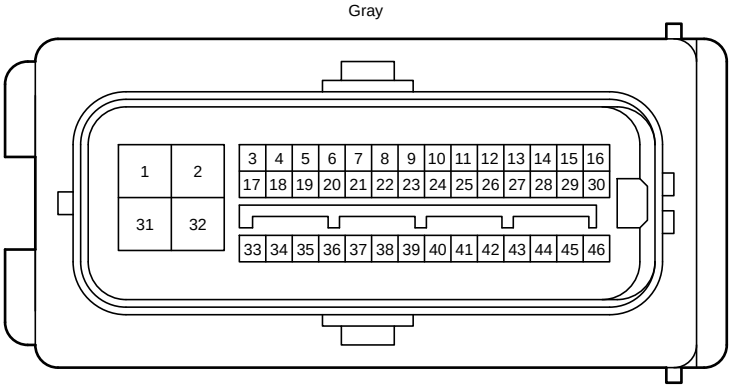

A 35
Gray

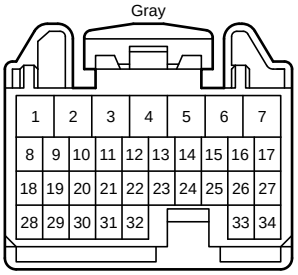

A 36
Gray

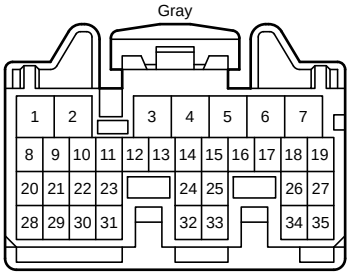

A 51
Blue

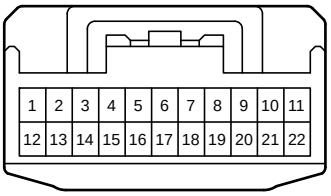

A 53
White

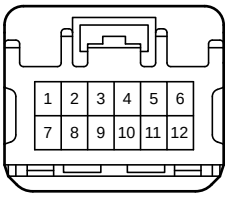

B 2
Black

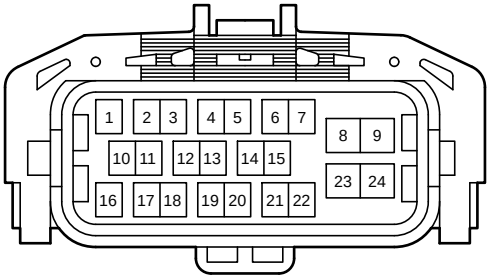

B 5
Black

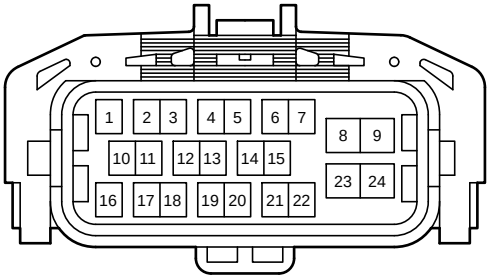

F 65
Gray

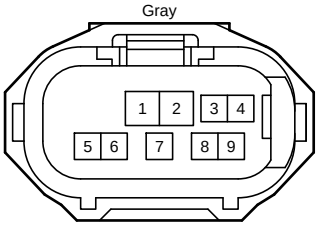

N 12
White

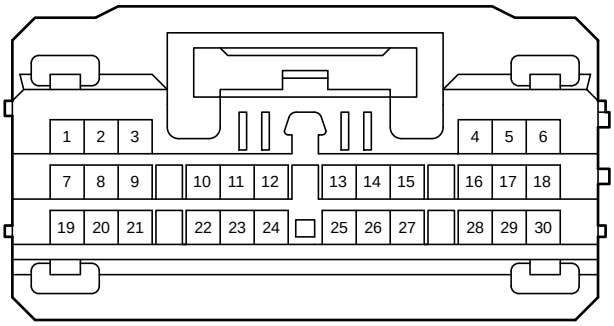

N 13
White

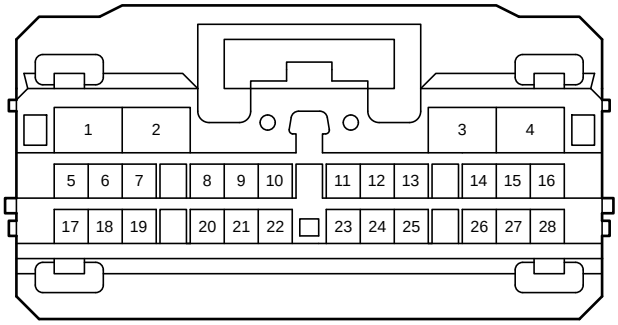

N 17
Blue

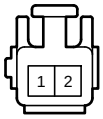

N 20
Black

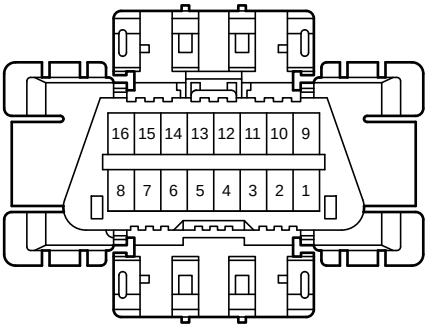

N 28
Black

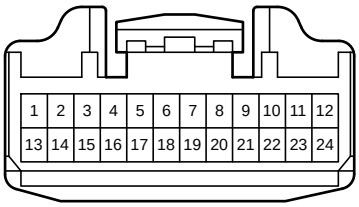

N 33
White

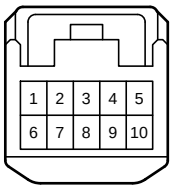

N 34
Black

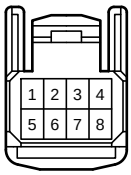

N 40
Black

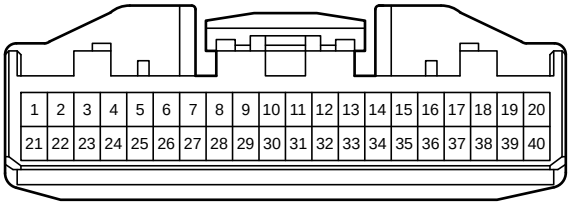

N 82
White

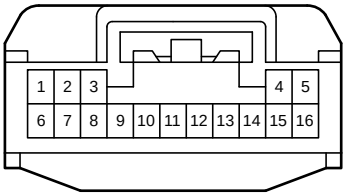

N 92
Gray

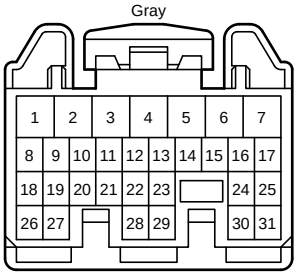

N104
White

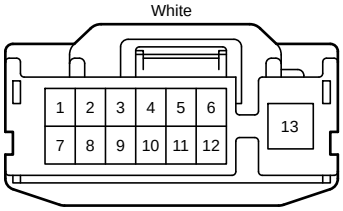

N107
White

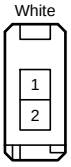

N108
White

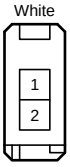

N109
White

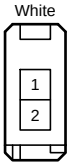

N112
White

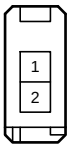

N113
White

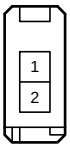

N114
White

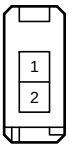

N115
White

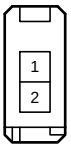

N116
White

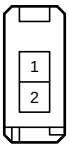

N117
White

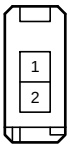

N119
White

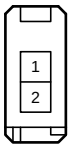

N120
White

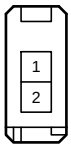

N121
White

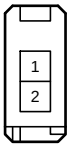

N132
Black

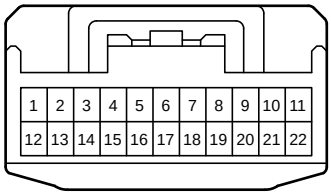

N134
Black

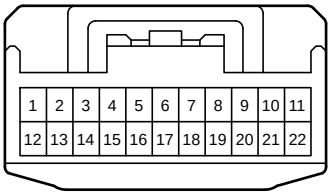

N165
Black

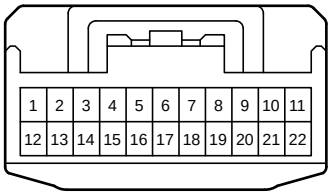

U 49
White

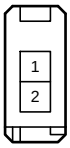

U 50
White

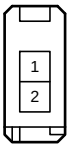

r 1
Black



4A
White

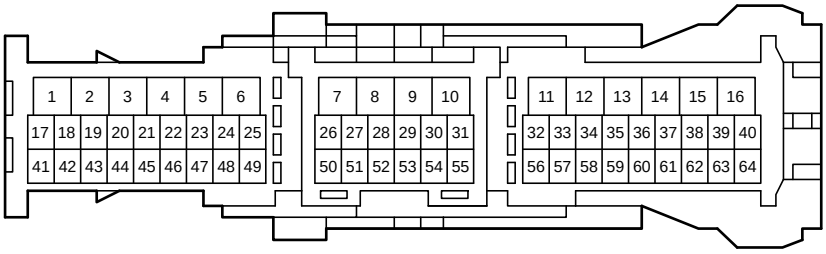

4B
White

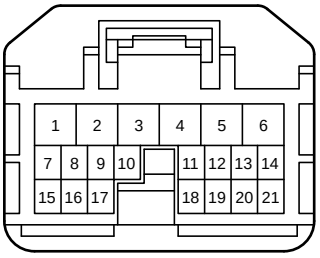

5A
White

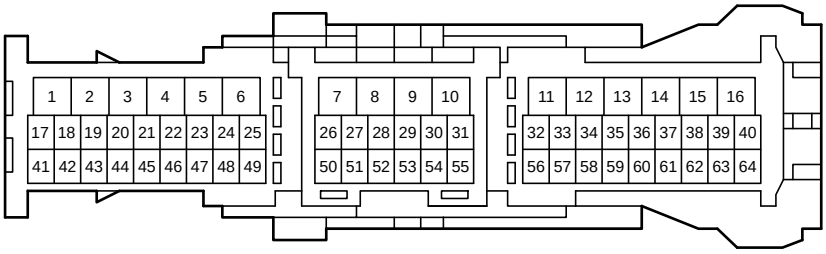

5B
White

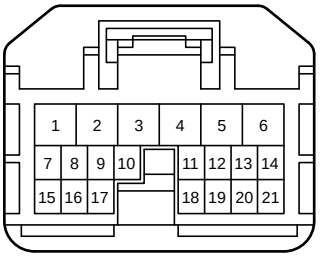

5D
White

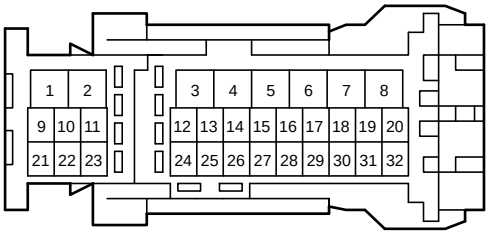

AF1
White

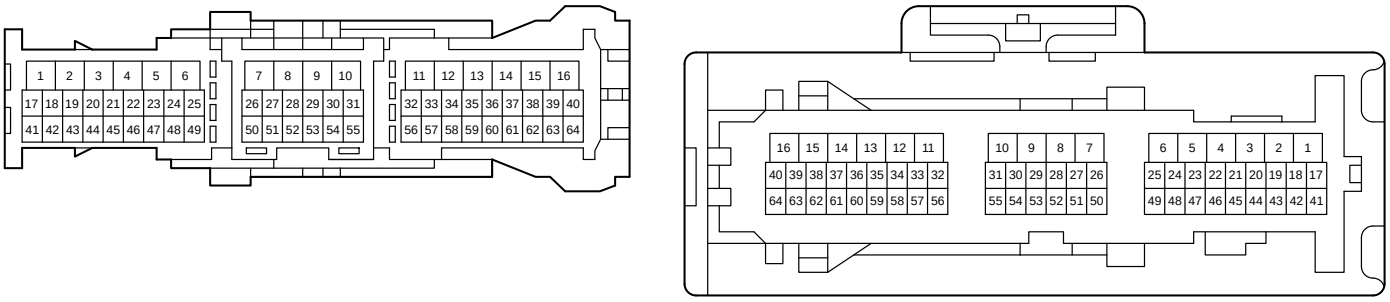

AF2
White

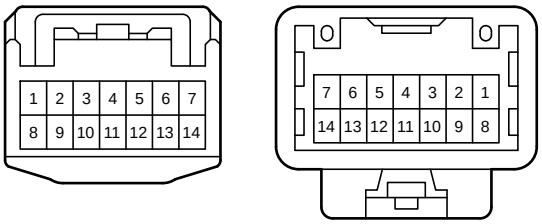

AU1
White

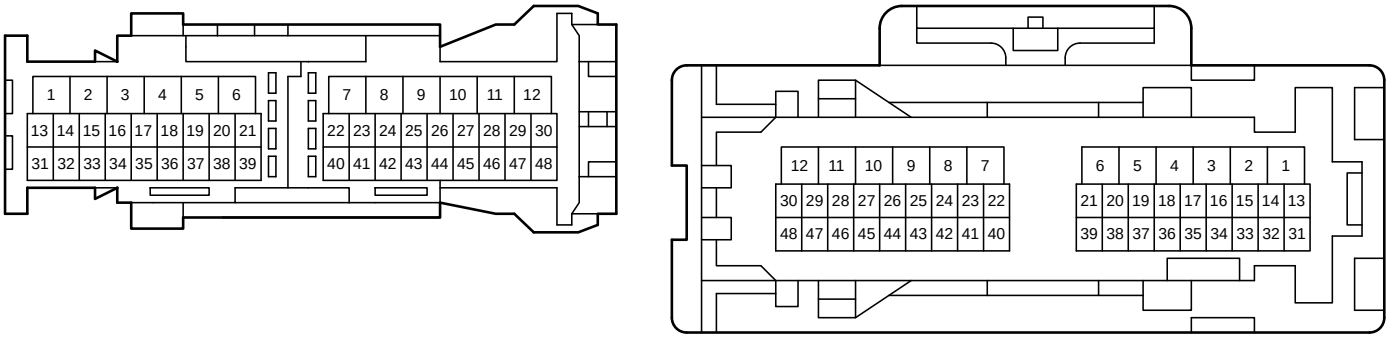

BA2
White

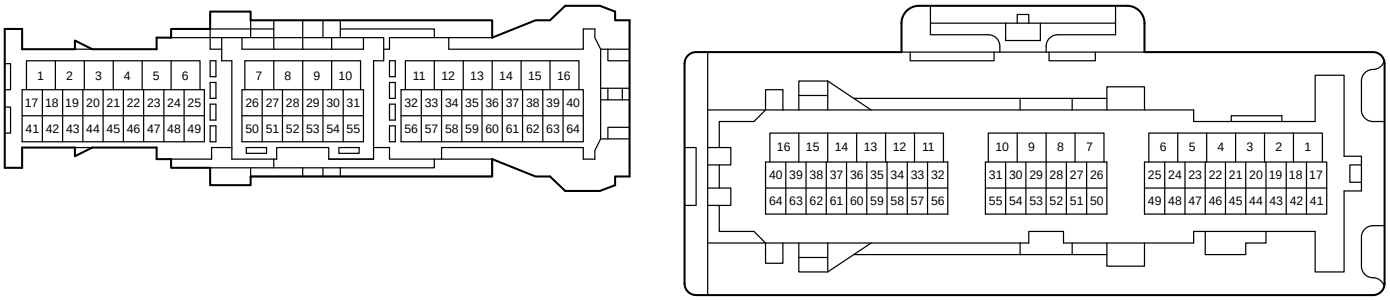

NA1
White

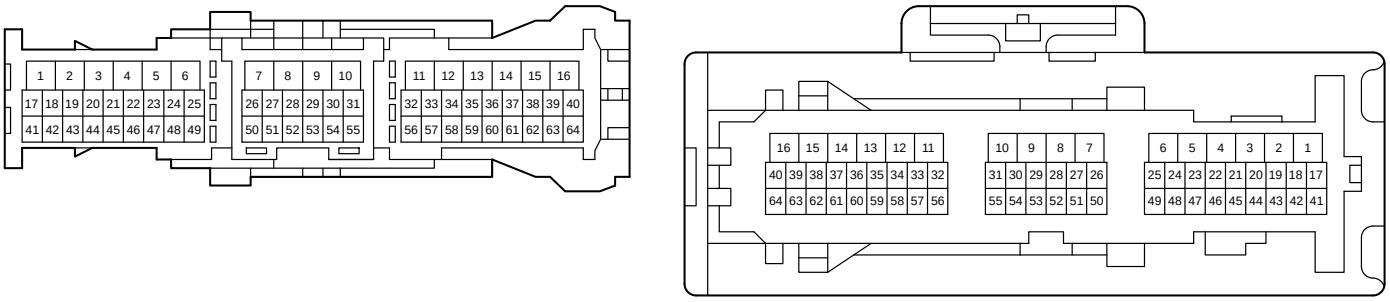

NA2
White

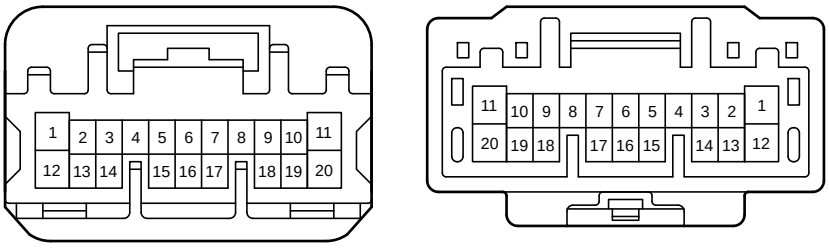

NA3
White

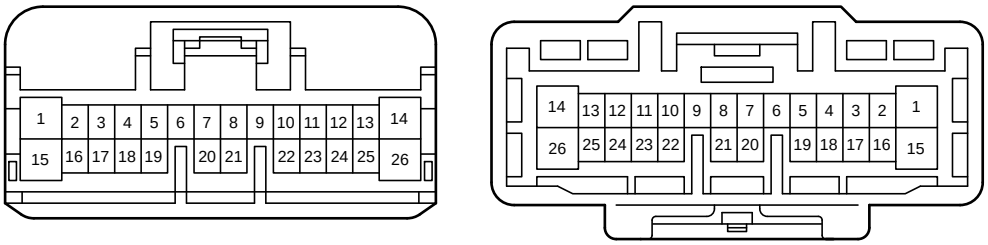

NA4
Gray

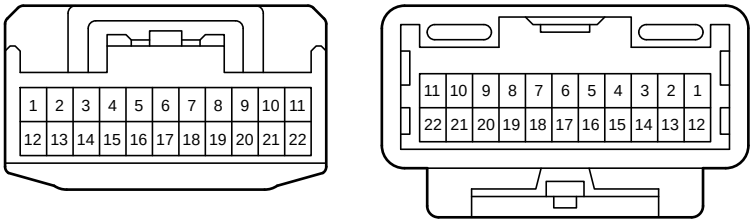

NN1
White

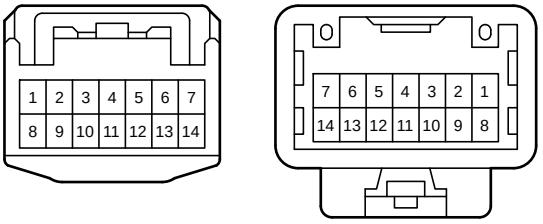

NU1
White

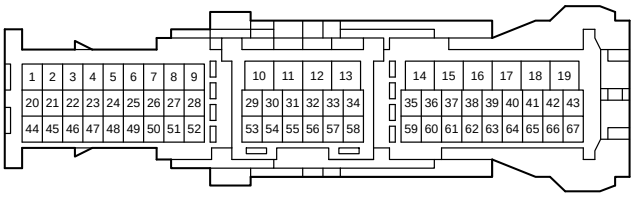

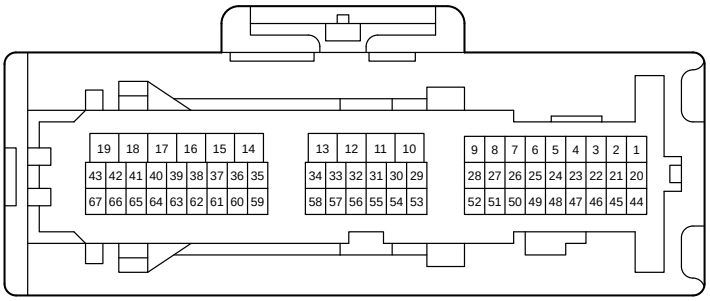

NU2
White

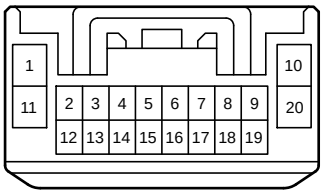

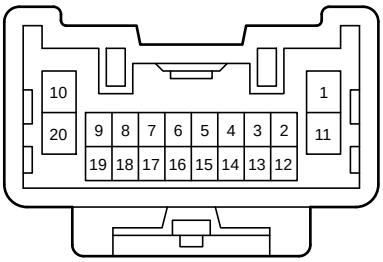
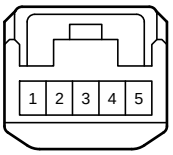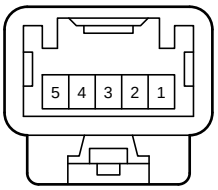
rU1
Black