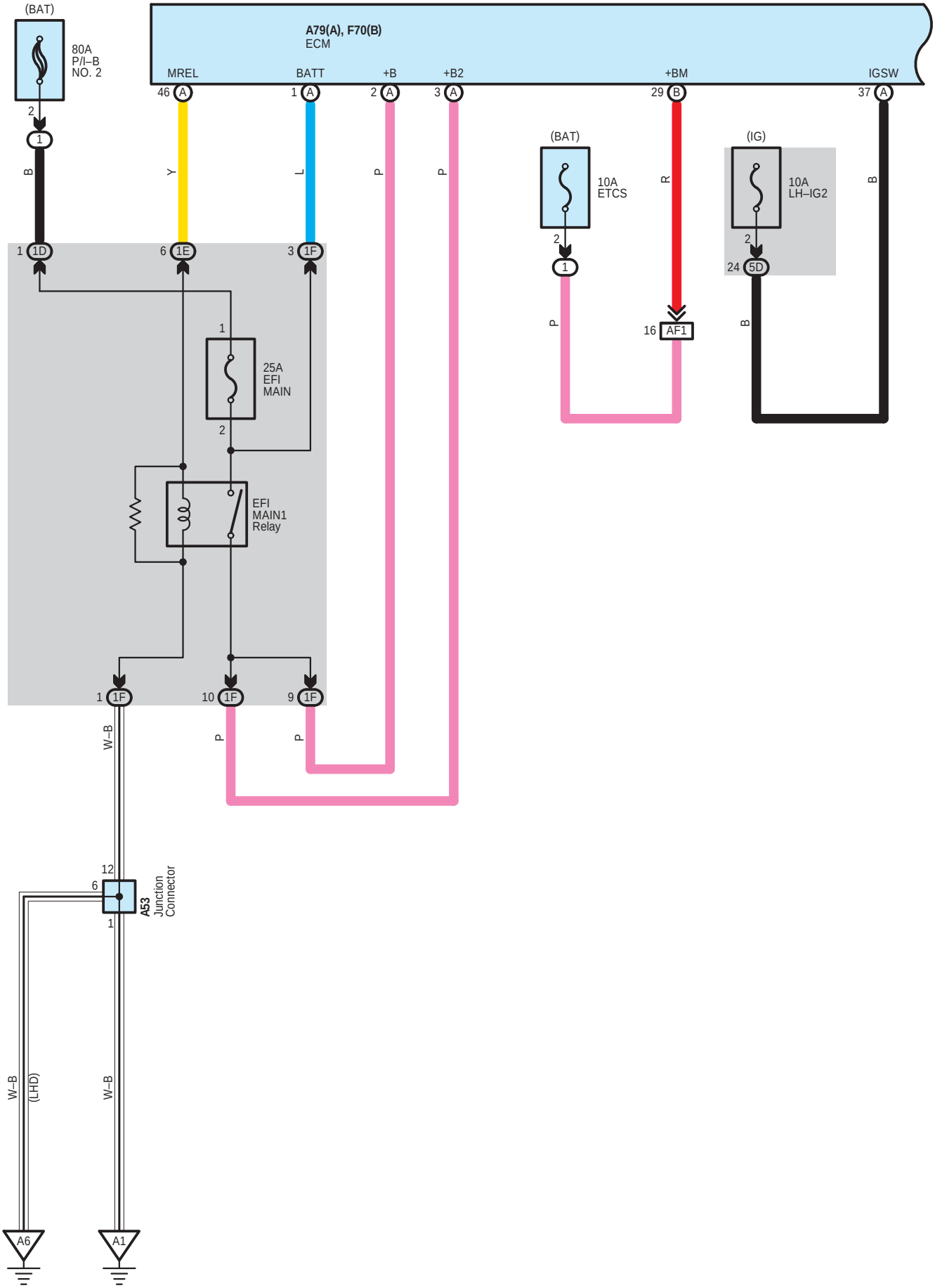
(BAT)
80A
P/I–B
NO. 2
A79(A), F70(B)
ECM
MREL
BATT
+B
+B2
+BM
IGSW
46 A
1 A
2 A
3 A
29 B
37 A
B
Y
L
P
P
R
B
(BAT)
10A
ETCS
(IG)
10A
LH–IG2
1 1D
6 1E
3 1F
25A
EFI
MAIN
EFI
MAIN1
Relay
16 AF1
24 5D
1 1F
10 1F
9 1F
W–B
12
6
A53
Junction
Connector
1
W–B
(LHD)
W–B
A6
A1

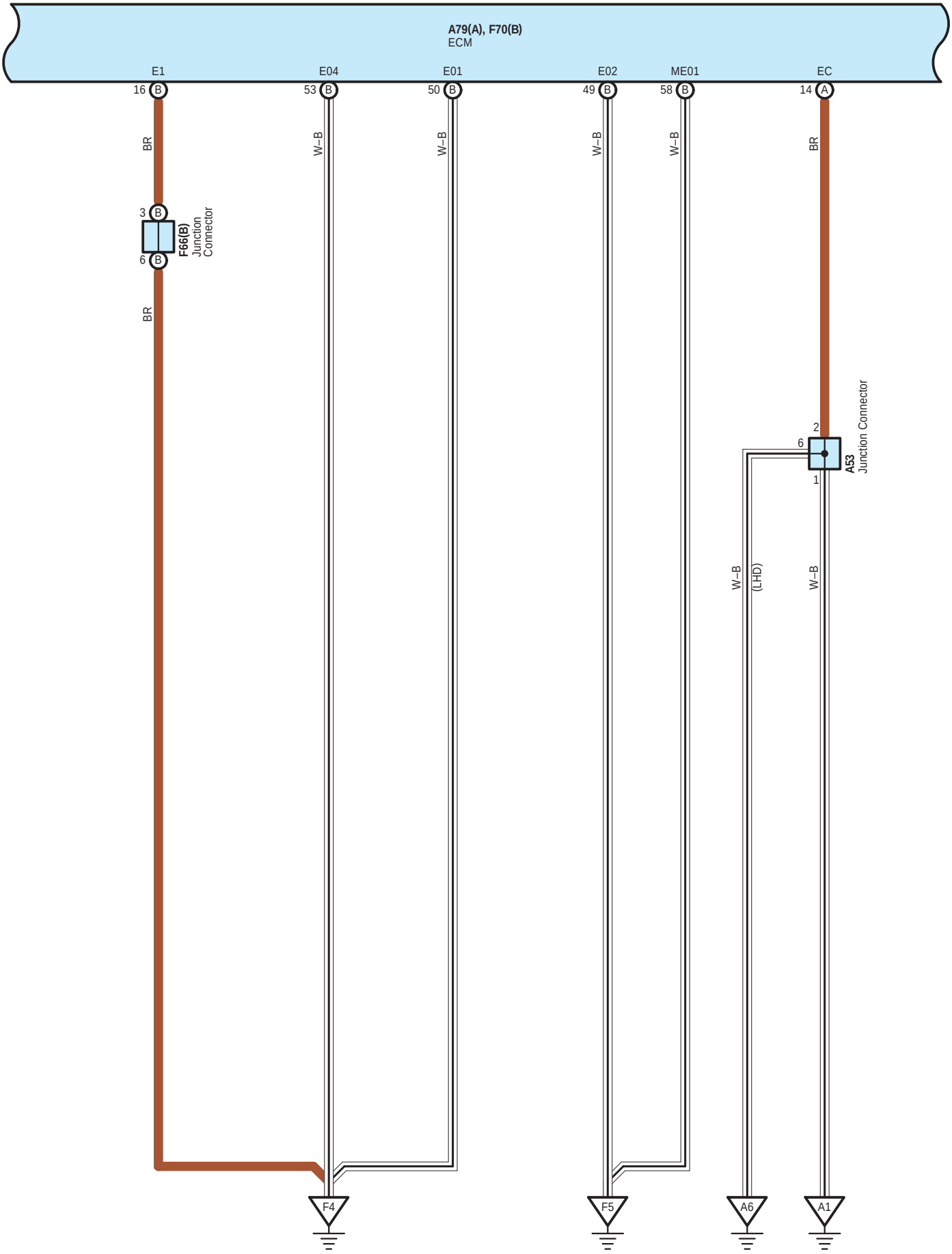
A79(A), F70(B)
ECM
E1
E04
E01
E02
ME01
EC
16 B
53 B
50 B
49 B
58 B
14 A
BR
W–B
W–B
W–B
W–B
BR
3 B
6 B
F66(B)
Junction
Connector
BR
2
6
1
A53
Junction Connector
W–B
(LHD)
W–B
F4
F5
A6
A1

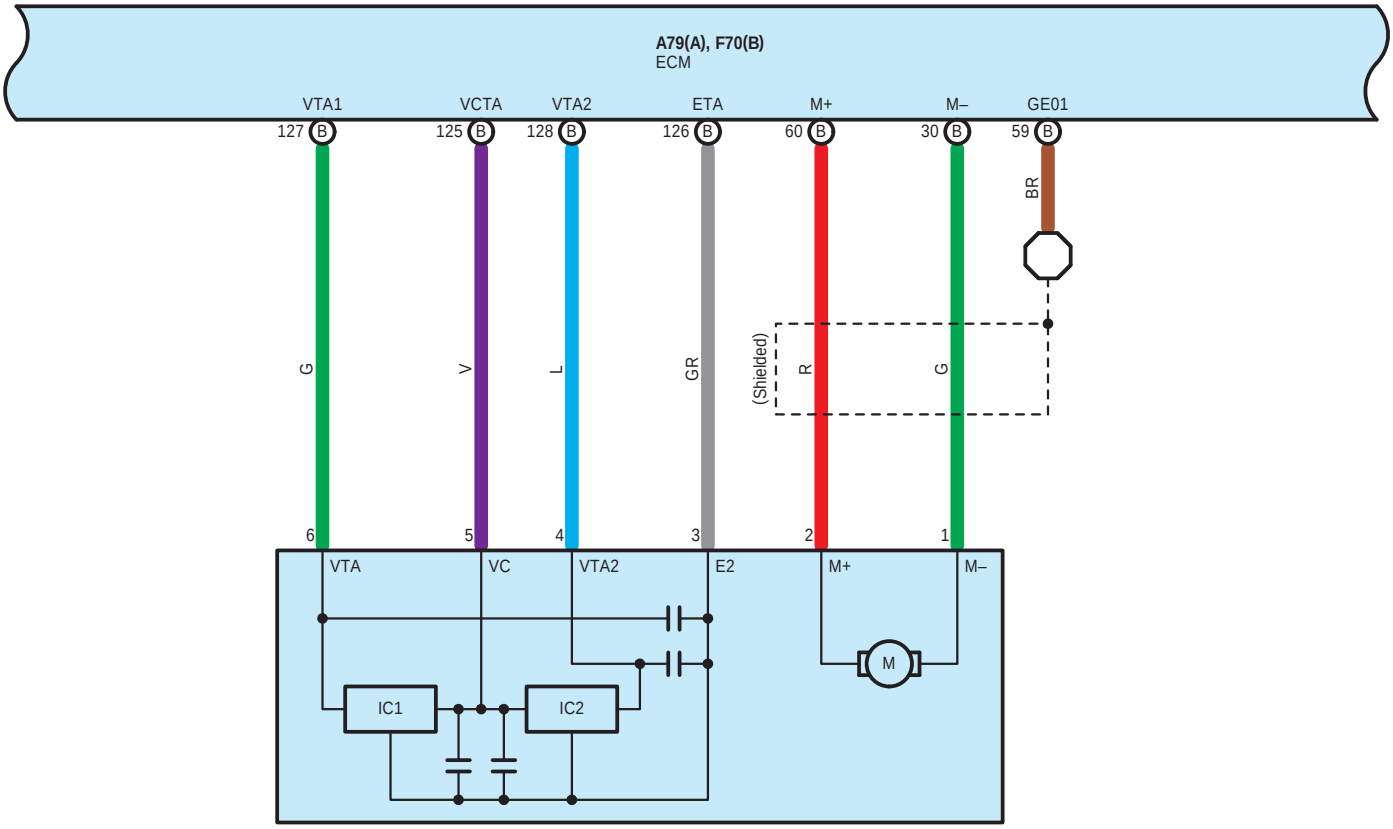

F24
Throttle Body with Motor Assembly

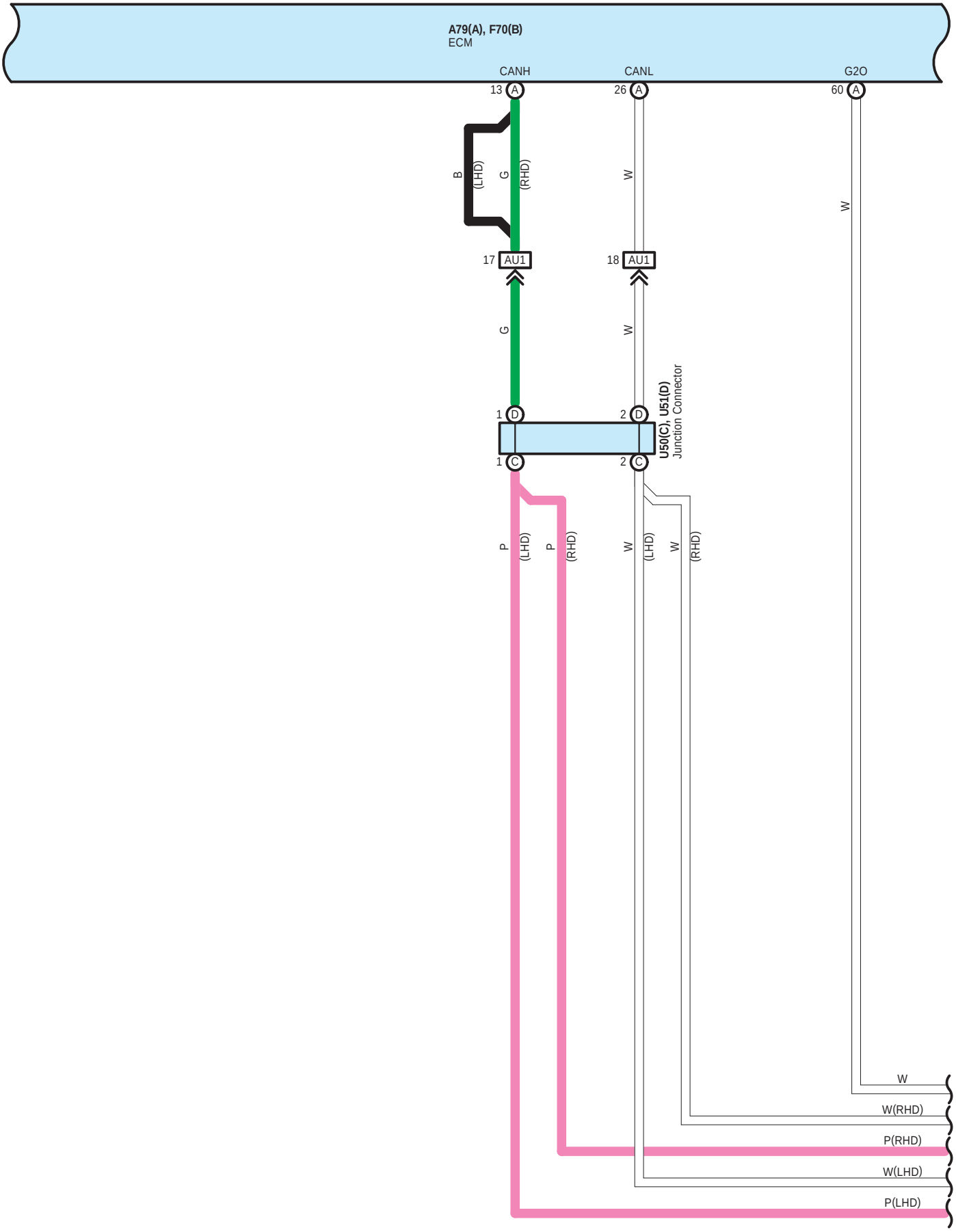
A79(A), F70(B)
ECM
CANH
CANL
G2O
13 A
26 A
60 A
B
(LHD)
G
(RHD)
W
W
17 AU1
18 AU1
G
W
1 D
2 D
U50(C), U51(D)
Junction Connector
1 C
2 C
P
(LHD)
P
(RHD)
W
(LHD)
W
(RHD)
W
W(RHD)
P(RHD)
W(LHD)
P(LHD)

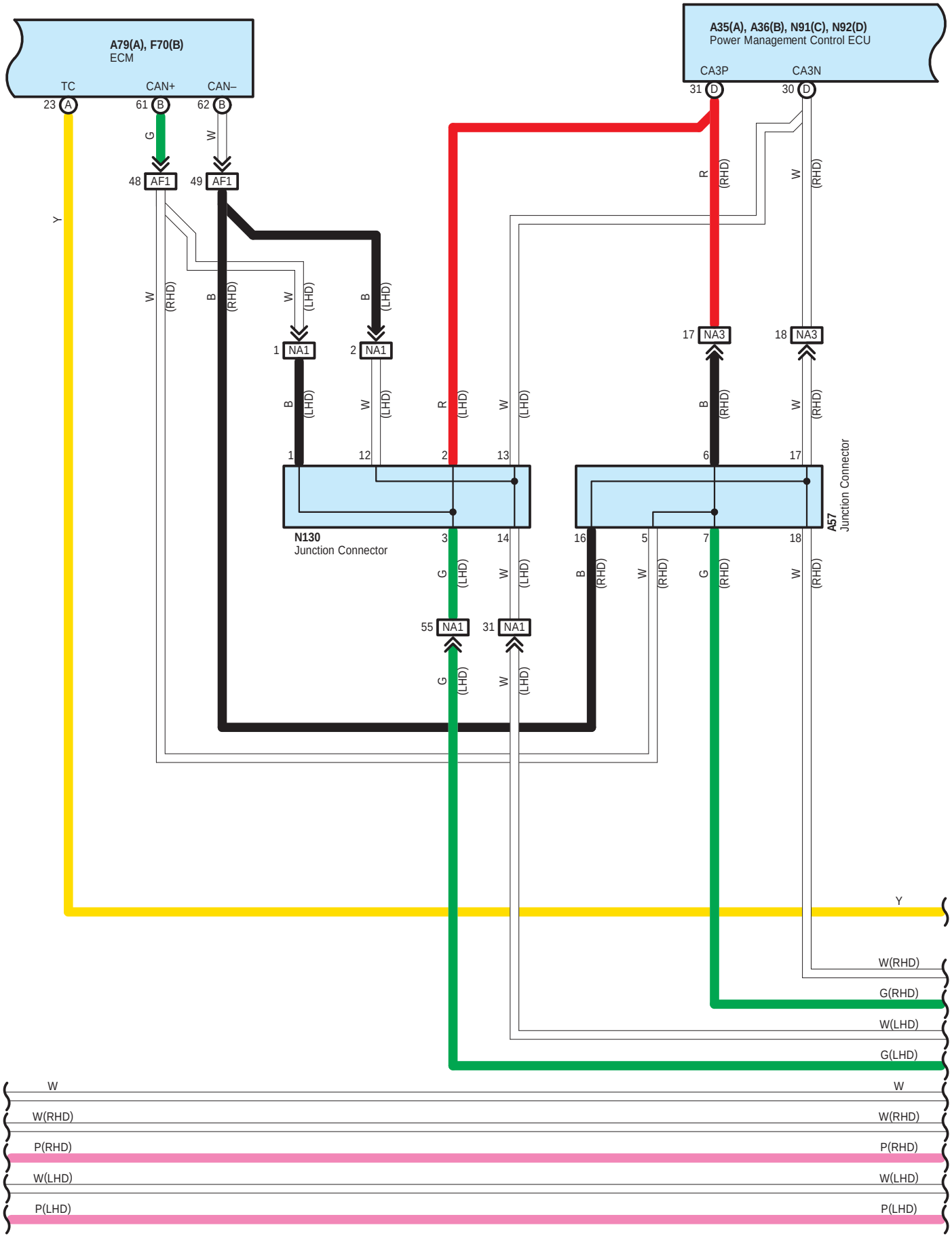
A79(A), F70(B)
ECM
TC
CAN+
CAN–
23 A
61 B
62 B
G
W
48 AF1
49 AF1
Y
W (RHD)
B (RHD)
W (LHD)
B (LHD)
1 NA1
2 NA1
B (LHD)
W (LHD)
R (LHD)
W (LHD)
1
12
2
13
N130
Junction Connector
3
14
G (LHD)
W (LHD)
55 NA1
31 NA1
G (LHD)
W (LHD)
A35(A), A36(B), N91(C), N92(D)
Power Management Control ECU
CA3P
CA3N
31 D
30 D
R (RHD)
W (RHD)
17 NA3
18 NA3
B (RHD)
W (RHD)
6
17
A57
Junction Connector
16
5
7
18
B (RHD)
W (RHD)
G (RHD)
W (RHD)
Y
W(RHD)
G(RHD)
W(LHD)
G(LHD)
W
W(RHD)
P(RHD)
W(LHD)
P(LHD)
W
W(RHD)
P(RHD)
W(LHD)
P(LHD)

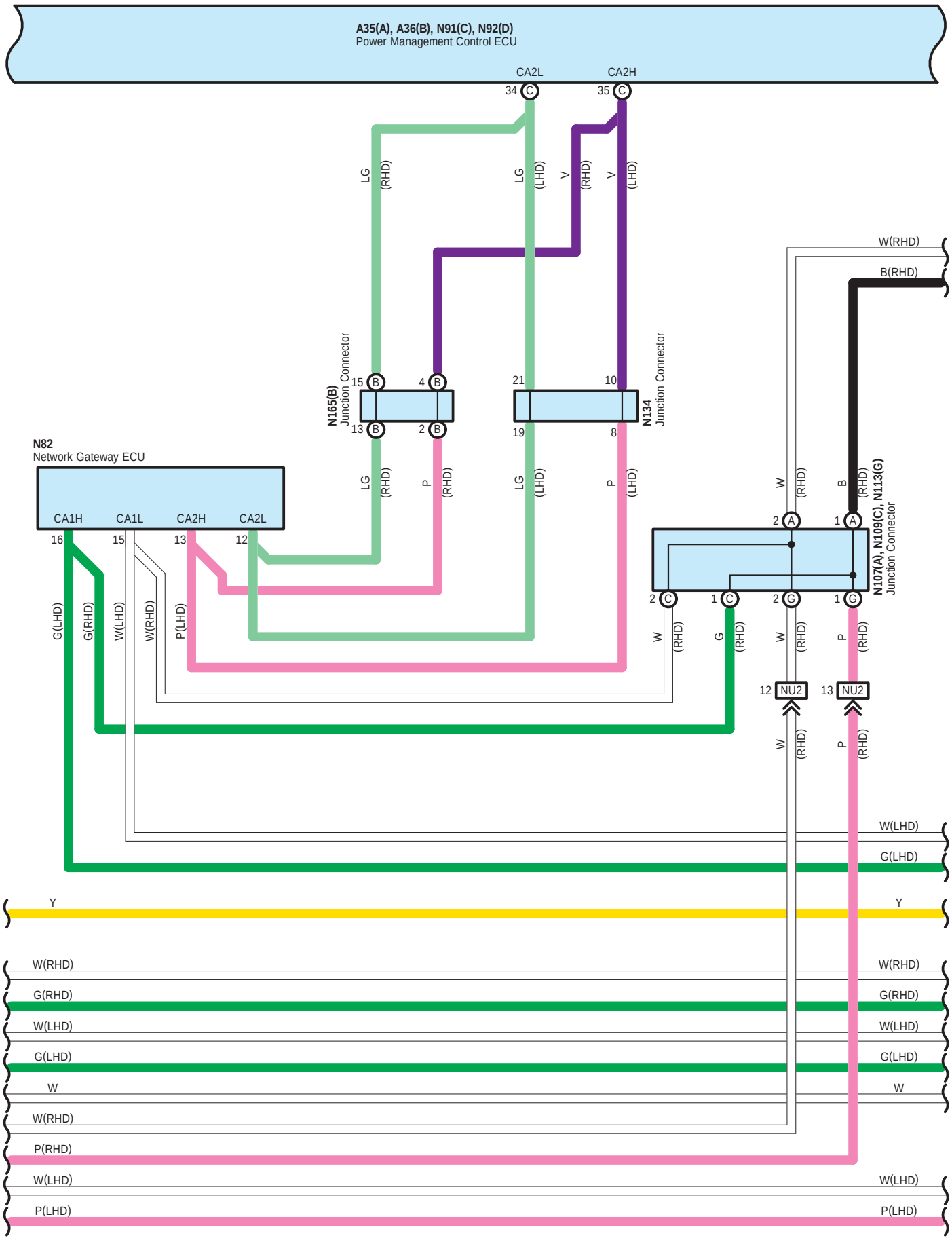
A35(A), A36(B), N91(C), N92(D)
Power Management Control ECU
CA2L
CA2H
34 C
35 C
LG (RHD)
LG (LHD)
V (RHD)
V (LHD)
W(RHD)
B(RHD)
N165(B)
Junction Connector
15 B
4 B
13 B
2 B
21
10
19
8
N134
Junction Connector
N82
Network Gateway ECU
CA1H
CA1L
CA2H
CA2L
16
15
13
12
LG (RHD)
P (RHD)
LG (LHD)
P (LHD)
W (RHD)
B (RHD)
2 A
1 A
N107(A), N109(C), N113(G)
Junction Connector
2 C
1 C
2 G
1 G
W (RHD)
G (RHD)
W (RHD)
P (RHD)
12 NU2
13 NU2
W (RHD)
P (RHD)
G(LHD)
G(RHD)
W(LHD)
W(RHD)
P(LHD)
W(LHD)
G(LHD)
Y
Y
W(RHD)
G(RHD)
W(LHD)
G(LHD)
W
W(RHD)
P(RHD)
W(LHD)
P(LHD)
W(RHD)
G(RHD)
W(LHD)
G(LHD)
W
W(LHD)
P(LHD)

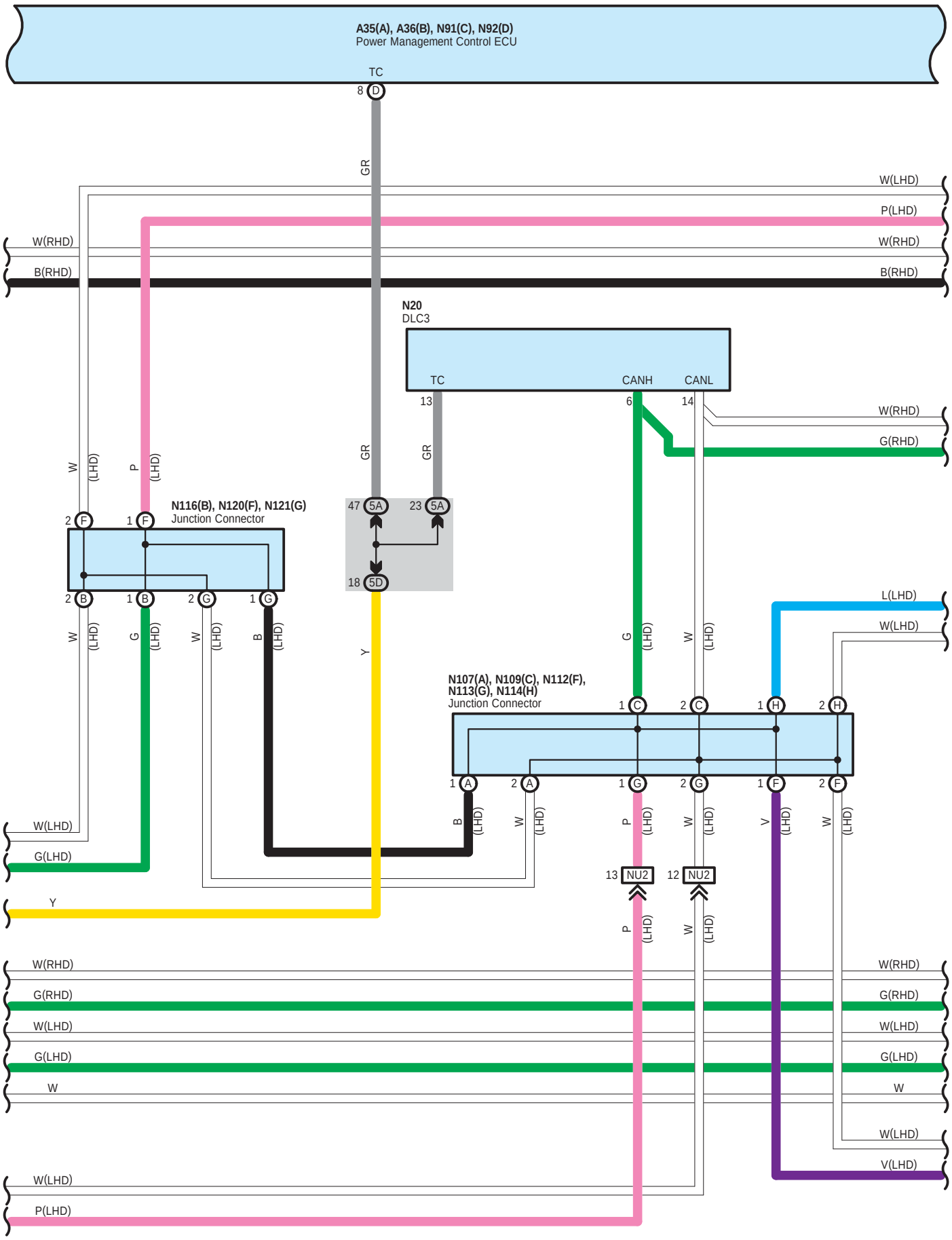
A35(A), A36(B), N91(C), N92(D)
Power Management Control ECU
TC
8 D
GR
W(LHD)
P(LHD)
W(RHD)
B(RHD)
N20
DLC3
TC
CANH
CANL
13
6
14
G(RHD)
W
(LHD)
P
N116(B), N120(F), N121(G)
Junction Connector
2 F
1 F
47 5A
23 5A
18 5D
2 B
1 B
2 G
1 G
G
B
Y
L(LHD)
N107(A), N109(C), N112(F),
N113(G), N114(H)
Junction Connector
1 C
2 C
1 H
2 H
1 A
2 A
1 G
2 G
1 F
2 F
V
13 NU2
12 NU2
G(LHD)
W
V(LHD)
P(LHD)

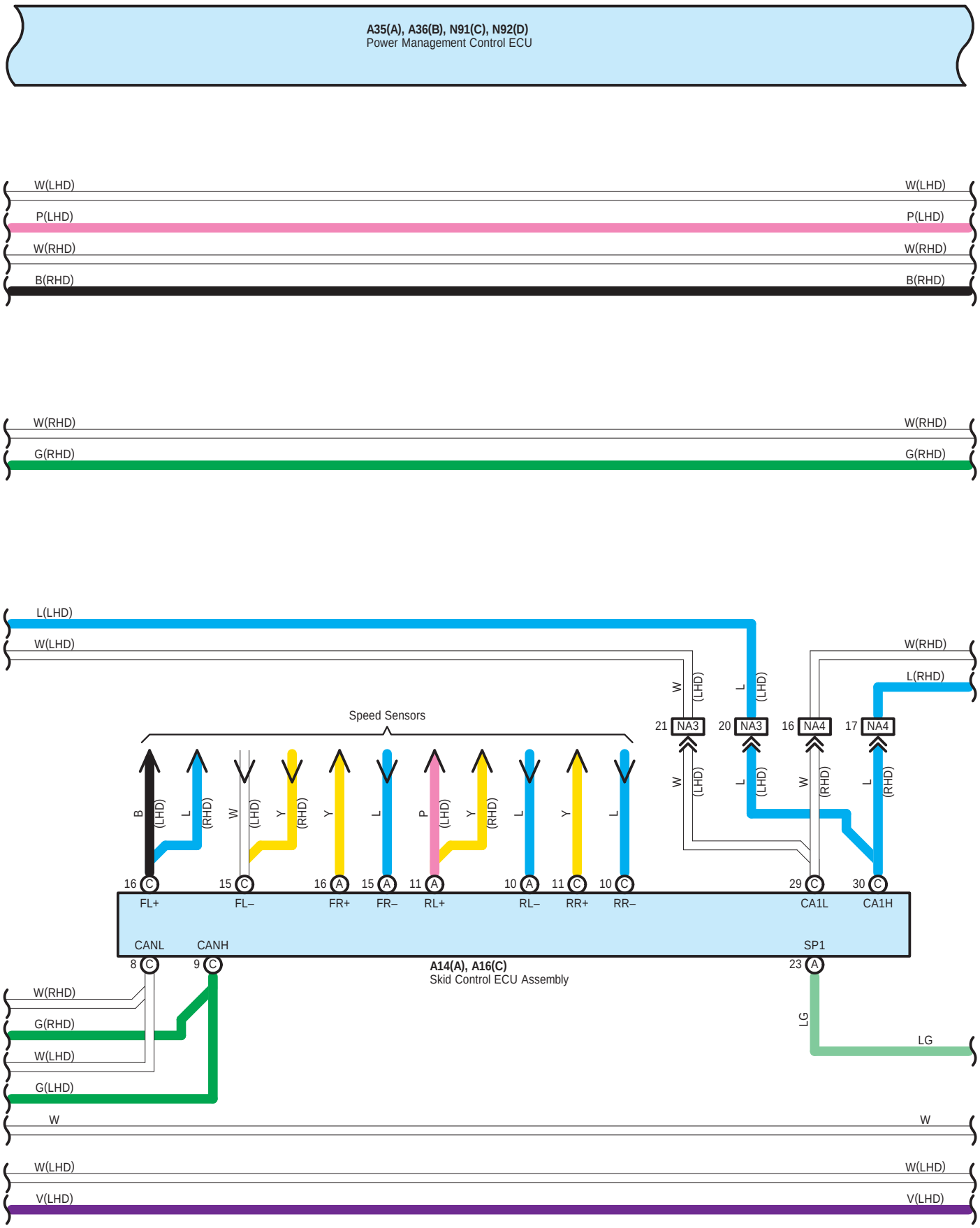
A35(A), A36(B), N91(C), N92(D)
Power Management Control ECU
W(LHD)
P(LHD)
W(RHD)
B(RHD)
W(RHD)
G(RHD)
L(LHD)
W(LHD)
W(RHD)
L(RHD)
Speed Sensors
21 NA3
20 NA3
16 NA4
17 NA4
16 C FL+
15 C FL–
16 A FR+
15 A FR–
11 A RL+
10 A RL–
11 C RR+
10 C RR–
29 C CA1L
30 C CA1H
CANL
CANH
SP1
8 C
9 C
23 A
A14(A), A16(C)
Skid Control ECU Assembly
W(RHD)
G(RHD)
W(LHD)
G(LHD)
LG
W
W(LHD)
V(LHD)

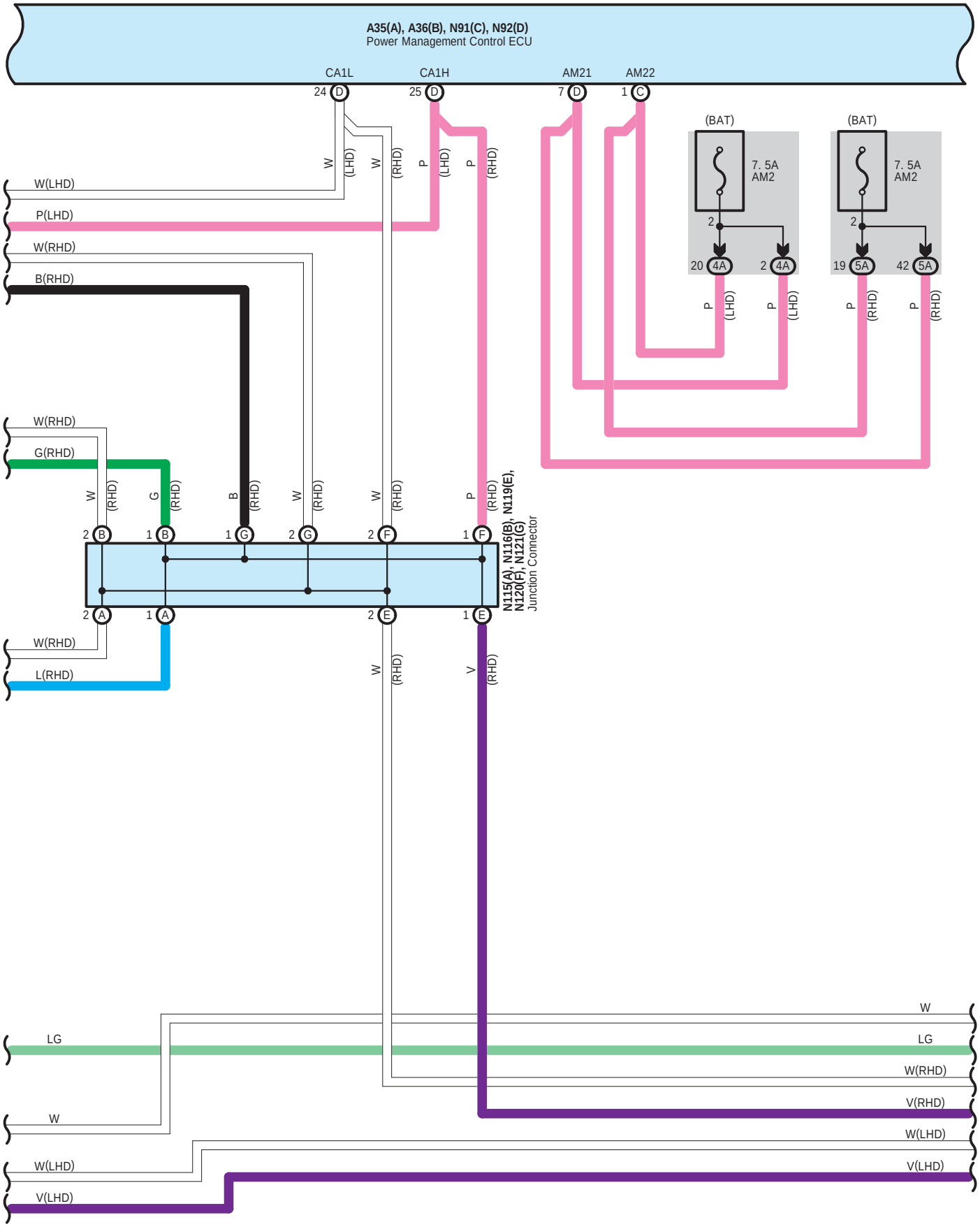
A35(A), A36(B), N91(C), N92(D)
Power Management Control ECU
CA1L
CA1H
AM21
AM22
24 D
25 D
7 D
1 C
(BAT)
7. 5A
AM2
2
20 4A
2 4A
19 5A
42 5A
W(LHD)
P(LHD)
W(RHD)
B(RHD)
G(RHD)
W(RHD)
L(RHD)
N115(A), N116(B), N119(E),
N120(F), N121(G)
Junction Connector
LG
W
W(LHD)
V(LHD)
V(RHD)

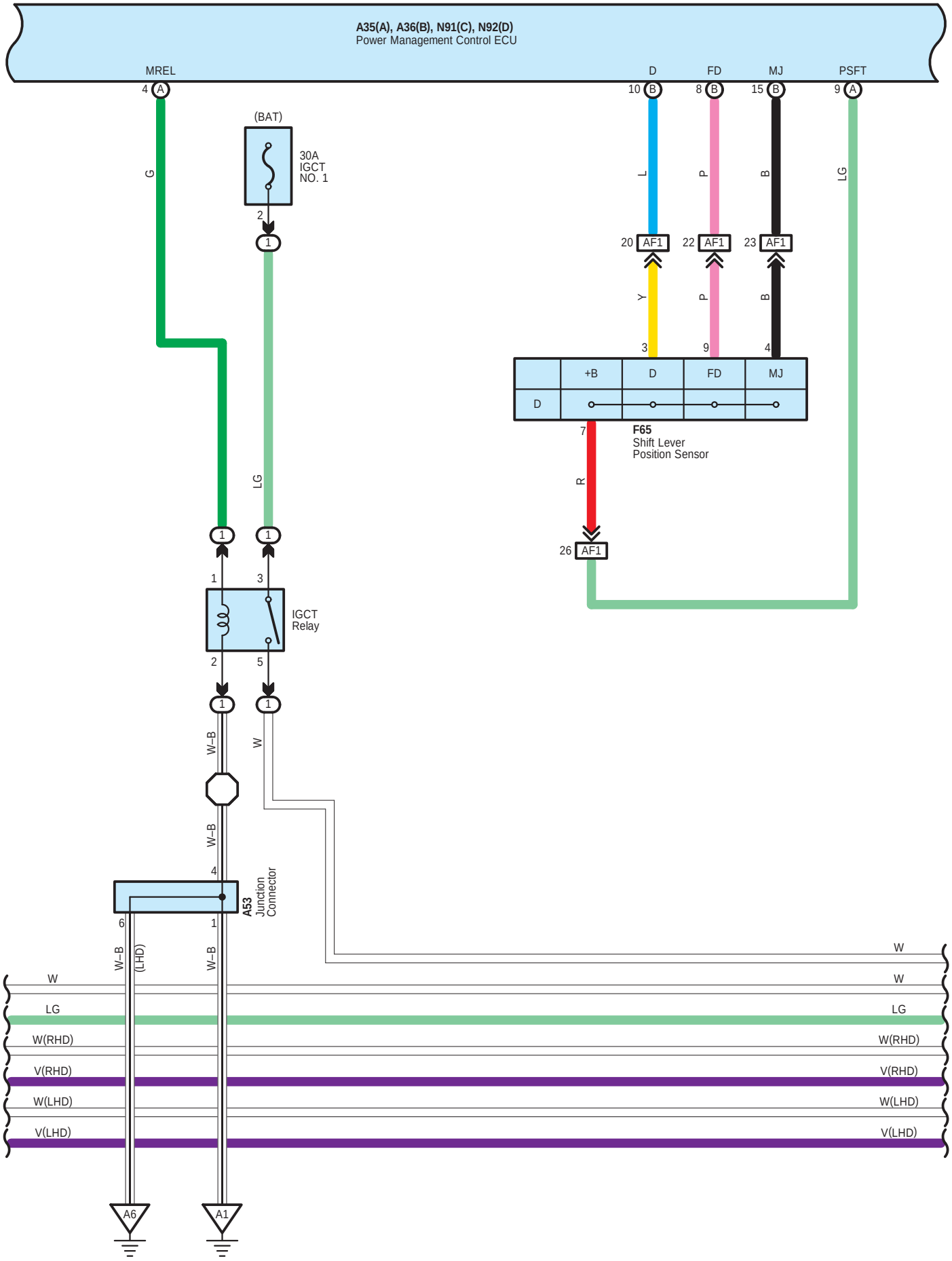
A35(A), A36(B), N91(C), N92(D)
Power Management Control ECU
MREL
D
FD
MJ
PSFT
(BAT)
30A
IGCT
NO. 1
IGCT
Relay
F65
Shift Lever
Position Sensor
+B
D
FD
MJ
AF1
A53
Junction
Connector
(LHD)
W
LG
W(RHD)
V(RHD)
W(LHD)
V(LHD)
A6
A1

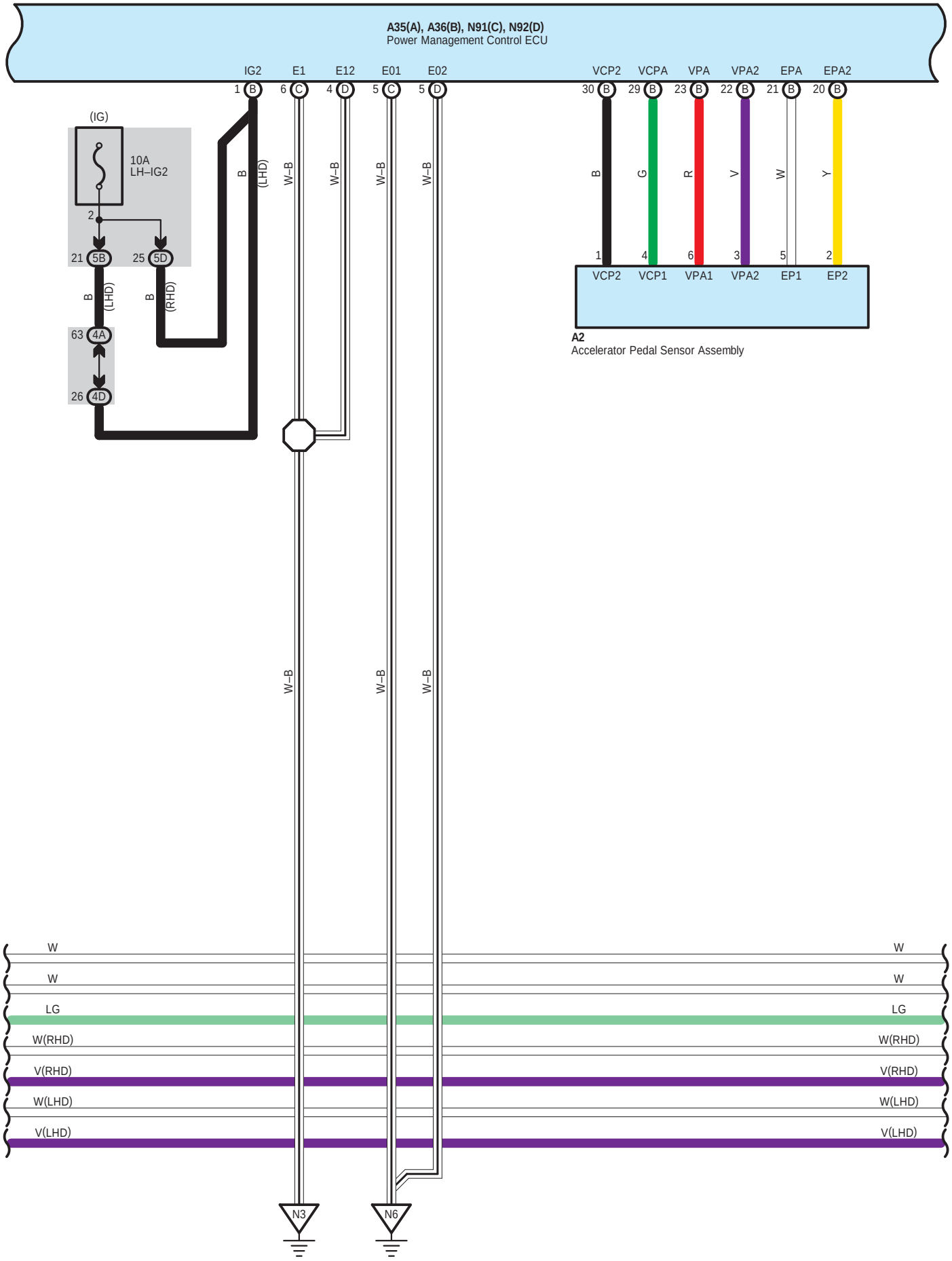
A35(A), A36(B), N91(C), N92(D)
Power Management Control ECU
IG2
E1
E12
E01
E02
VCP2
VCPA
VPA
VPA2
EPA
EPA2
(IG)
10A
LH–IG2
B (LHD)
B (RHD)
W–B
B
G
R
V
W
Y
VCP2
VCP1
VPA1
VPA2
EP1
EP2
A2
Accelerator Pedal Sensor Assembly
W
LG
W(RHD)
V(RHD)
W(LHD)
V(LHD)
N3
N6

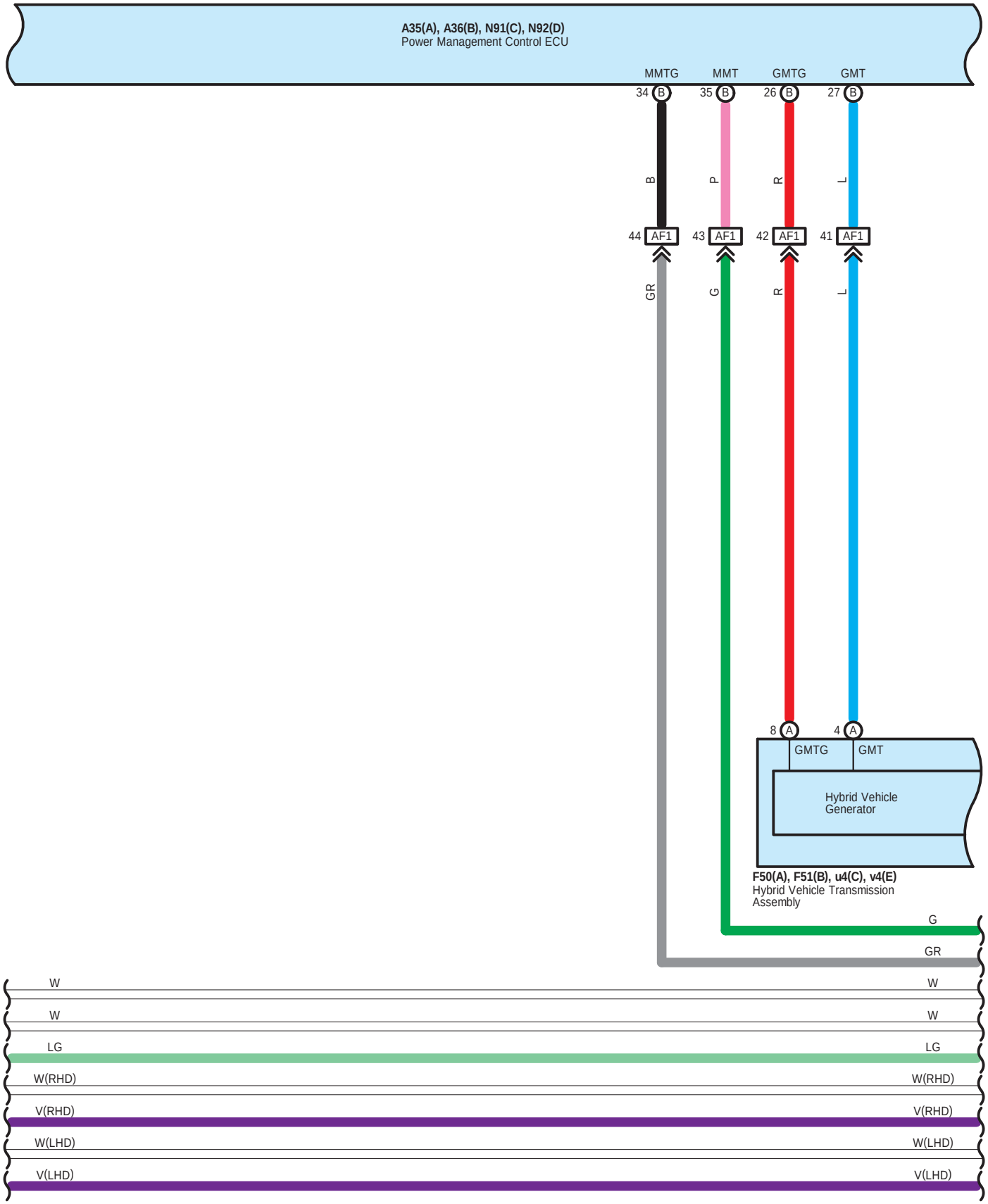
A35(A), A36(B), N91(C), N92(D)
Power Management Control ECU
MMTG
MMT
GMTG
GMT
34 B
35 B
26 B
27 B
B
P
R
L
44 AF1
43 AF1
42 AF1
41 AF1
GR
G
R
L
8 A
4 A
GMTG
GMT
Hybrid Vehicle Generator
F50(A), F51(B), u4(C), v4(E)
Hybrid Vehicle Transmission Assembly
G
GR
W
W
W
W
LG
LG
W(RHD)
W(RHD)
V(RHD)
V(RHD)
W(LHD)
W(LHD)
V(LHD)
V(LHD)

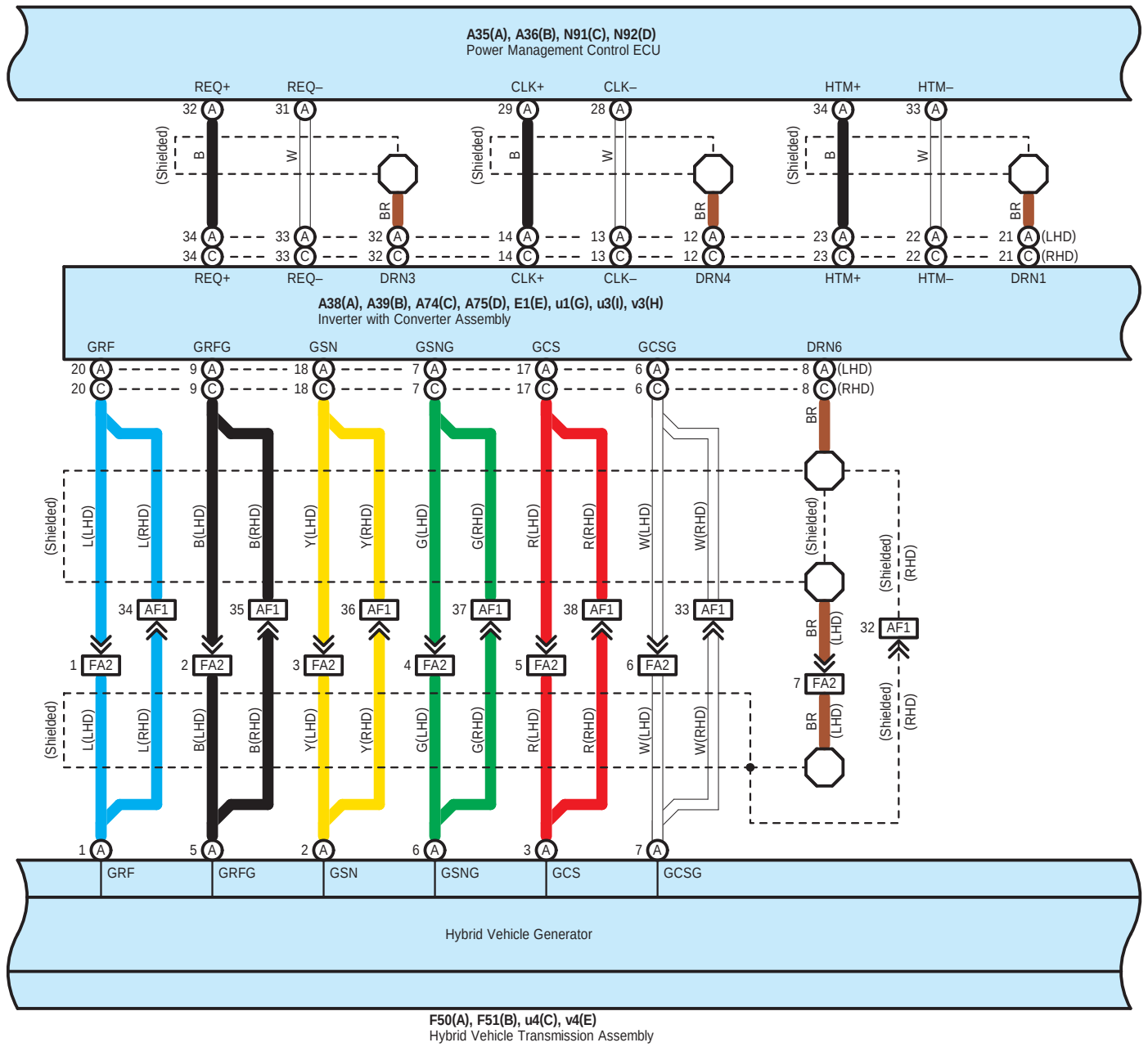
A35(A), A36(B), N91(C), N92(D)
Power Management Control ECU
REQ+
REQ–
CLK+
CLK–
HTM+
HTM–
(Shielded)
B
W
BR
DRN3
DRN4
DRN1
(LHD)
(RHD)
A38(A), A39(B), A74(C), A75(D), E1(E), u1(G), u3(I), v3(H)
Inverter with Converter Assembly
GRF
GRFG
GSN
GSNG
GCS
GCSG
DRN6
L(LHD)
L(RHD)
B(LHD)
B(RHD)
Y(LHD)
Y(RHD)
G(LHD)
G(RHD)
R(LHD)
R(RHD)
W(LHD)
W(RHD)
AF1
FA2
Hybrid Vehicle Generator
F50(A), F51(B), u4(C), v4(E)
Hybrid Vehicle Transmission Assembly


G
GR
W
W
LG
W(RHD)
V(RHD)
W(LHD)
V(LHD)

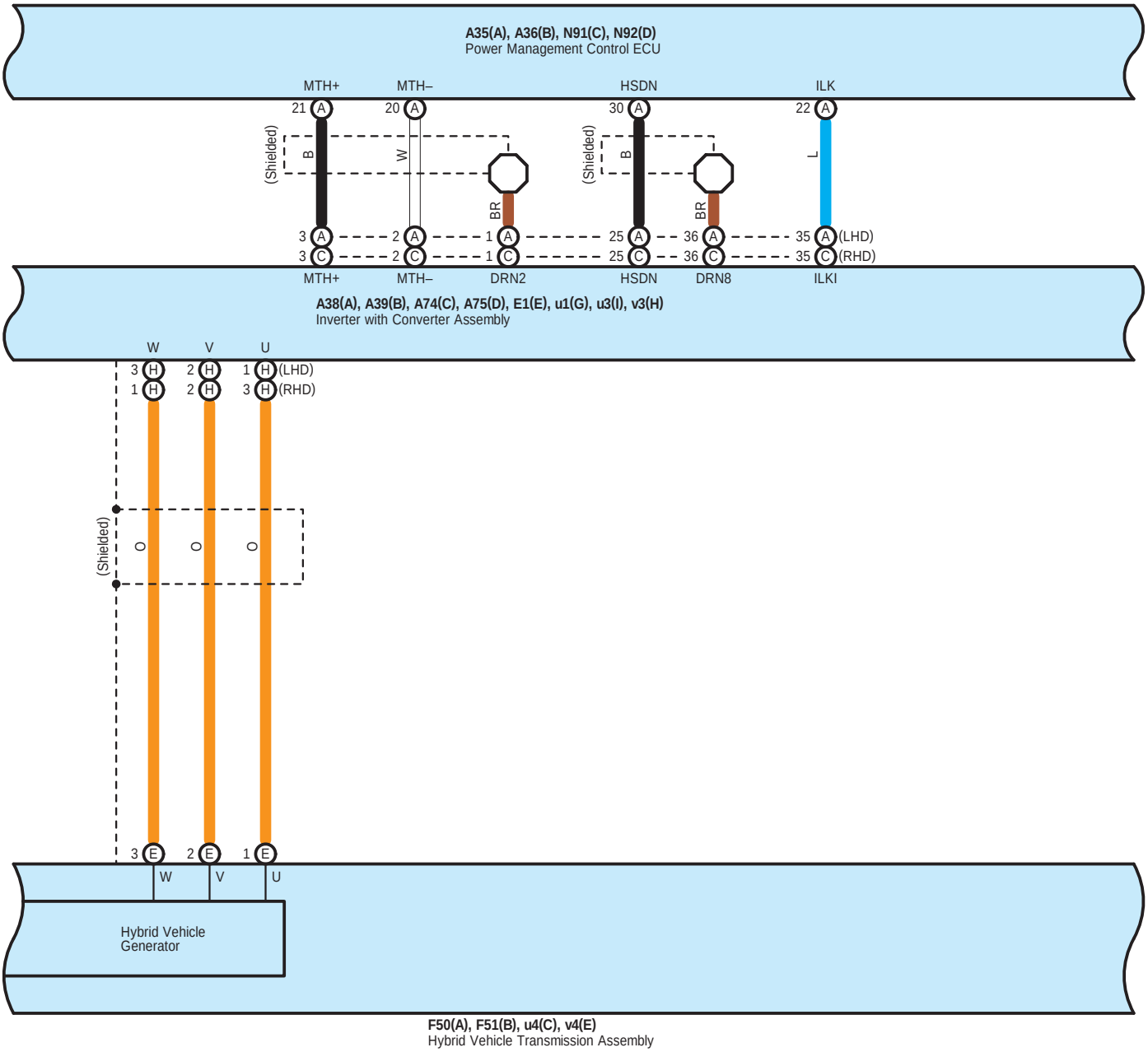
A35(A), A36(B), N91(C), N92(D)
Power Management Control ECU
MTH+
MTH–
HSDN
ILK
21 A
20 A
30 A
22 A
(Shielded)
B
W
BR
(Shielded)
B
BR
L
3 A
3 C
2 A
2 C
1 A
1 C
25 A
25 C
36 A
36 C
35 A (LHD)
35 C (RHD)
MTH+
MTH–
DRN2
HSDN
DRN8
ILKI
A38(A), A39(B), A74(C), A75(D), E1(E), u1(G), u3(I), v3(H)
Inverter with Converter Assembly
W
V
U
3 H
1 H
2 H
2 H
1 H (LHD)
3 H (RHD)
(Shielded)
O
O
O
3 E
2 E
1 E
W
V
U
Hybrid Vehicle
Generator
F50(A), F51(B), u4(C), v4(E)
Hybrid Vehicle Transmission Assembly


G
GR
W
W
LG
W(RHD)
V(RHD)
W(LHD)
V(LHD)

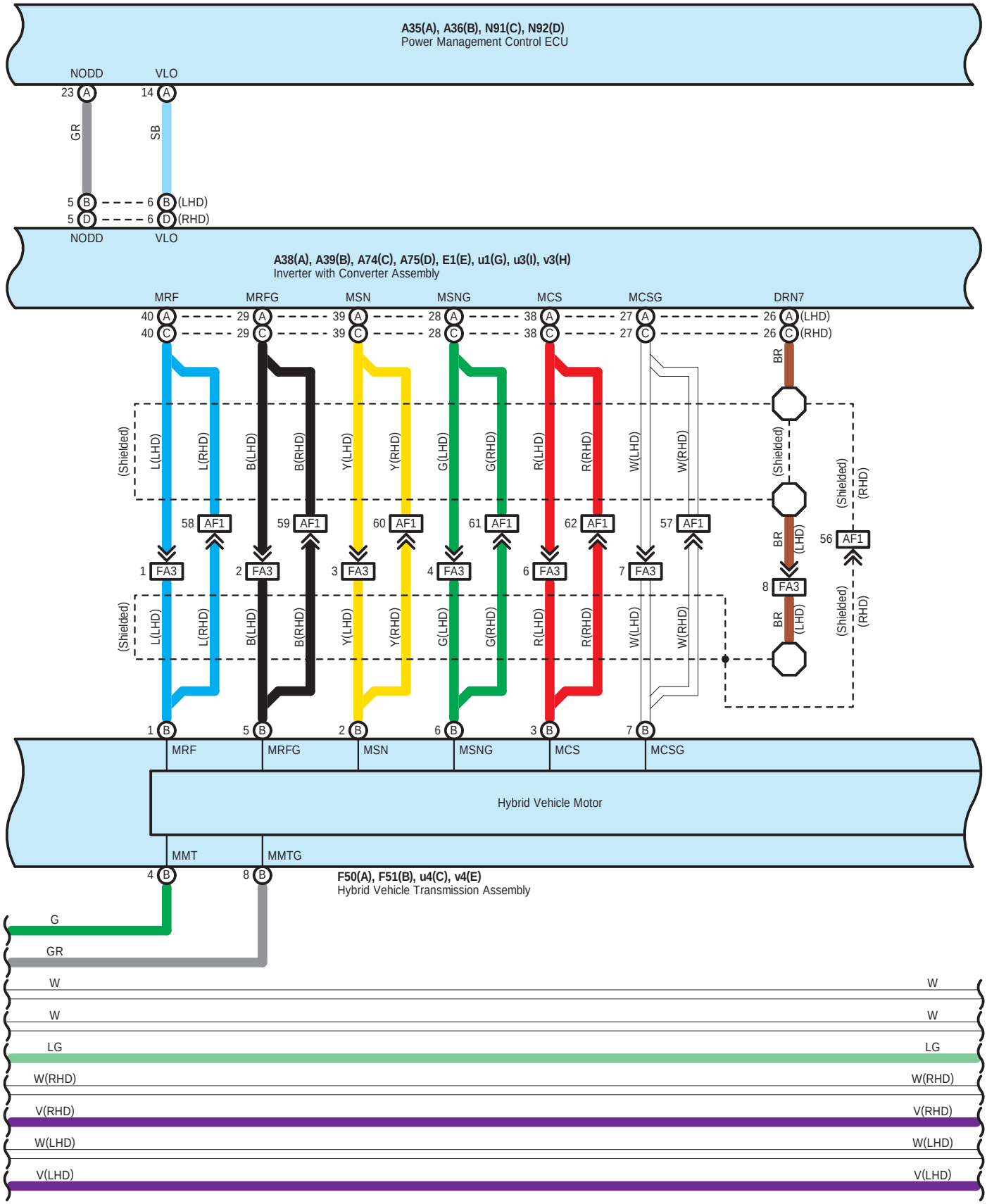
A35(A), A36(B), N91(C), N92(D)
Power Management Control ECU
NODD
VLO
23 A
14 A
GR
SB
5 B
6 B (LHD)
5 D
6 D (RHD)
NODD
VLO
A38(A), A39(B), A74(C), A75(D), E1(E), u1(G), u3(I), v3(H)
Inverter with Converter Assembly
MRF
MRFG
MSN
MSNG
MCS
MCSG
DRN7
40 A
40 C
29 A
29 C
39 A
39 C
28 A
28 C
38 A
38 C
27 A
27 C
26 A (LHD)
26 C (RHD)
BR
(Shielded)
L(LHD)
L(RHD)
B(LHD)
B(RHD)
Y(LHD)
Y(RHD)
G(LHD)
G(RHD)
R(LHD)
R(RHD)
W(LHD)
W(RHD)
58 AF1
59 AF1
60 AF1
61 AF1
62 AF1
57 AF1
56 AF1
1 FA3
2 FA3
3 FA3
4 FA3
6 FA3
7 FA3
8 FA3
(LHD)
(RHD)
1 B
5 B
2 B
6 B
3 B
7 B
MRF
MRFG
MSN
MSNG
MCS
MCSG
Hybrid Vehicle Motor
MMT
MMTG
4 B
8 B
F50(A), F51(B), u4(C), v4(E)
Hybrid Vehicle Transmission Assembly
G
GR
W
W
LG
W(RHD)
V(RHD)
W(LHD)
V(LHD)

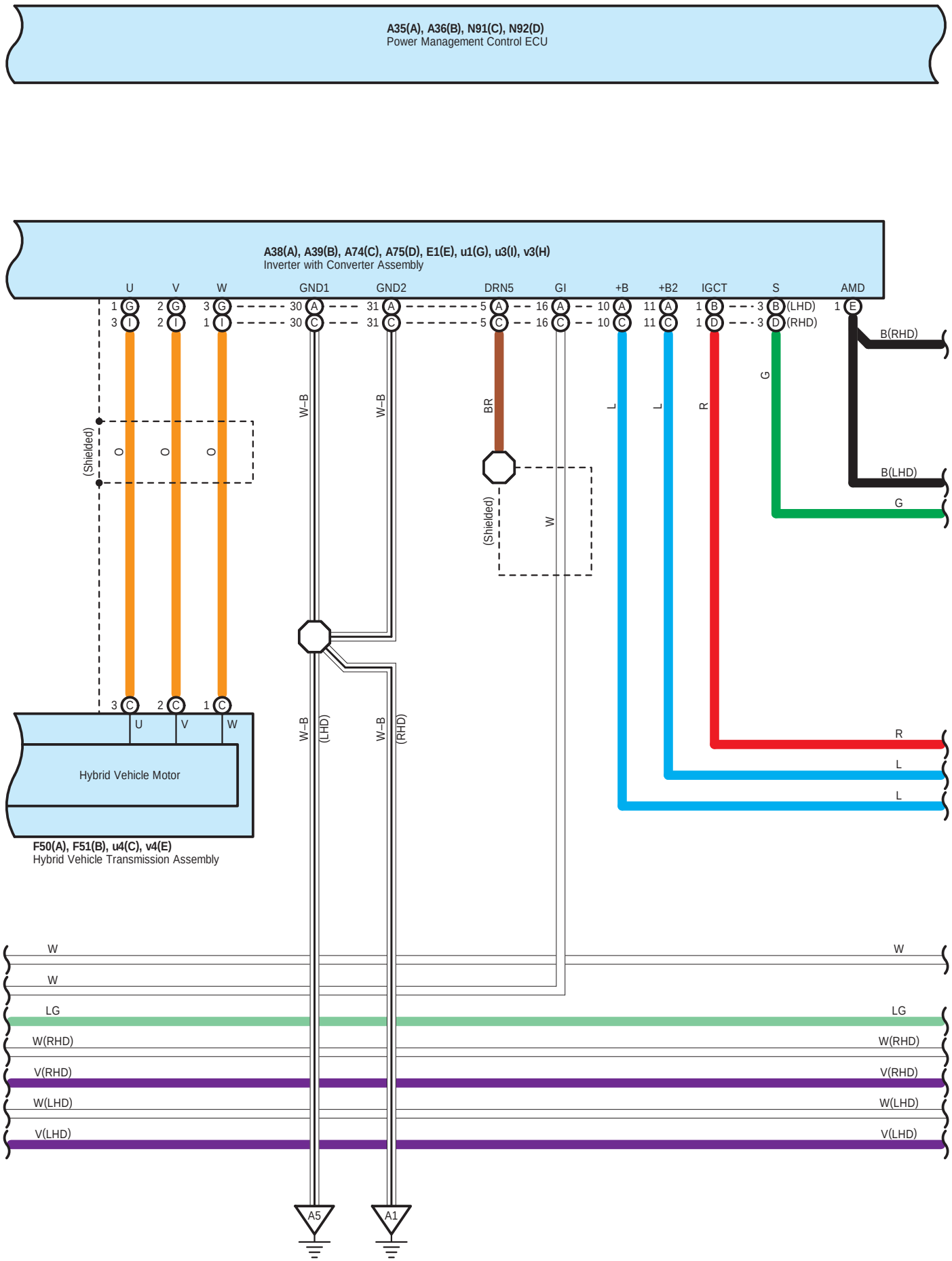
A35(A), A36(B), N91(C), N92(D)
Power Management Control ECU
A38(A), A39(B), A74(C), A75(D), E1(E), u1(G), u3(I), v3(H)
Inverter with Converter Assembly
U
V
W
GND1
GND2
DRN5
GI
+B
+B2
IGCT
S
AMD
(LHD)
(RHD)
B(RHD)
B(LHD)
G
R
L
L
W–B
W–B
BR
W
(Shielded)
(Shielded)
O
O
O
W–B
(LHD)
W–B
(RHD)
Hybrid Vehicle Motor
F50(A), F51(B), u4(C), v4(E)
Hybrid Vehicle Transmission Assembly
W
W
LG
W(RHD)
V(RHD)
W(LHD)
V(LHD)
A5
A1

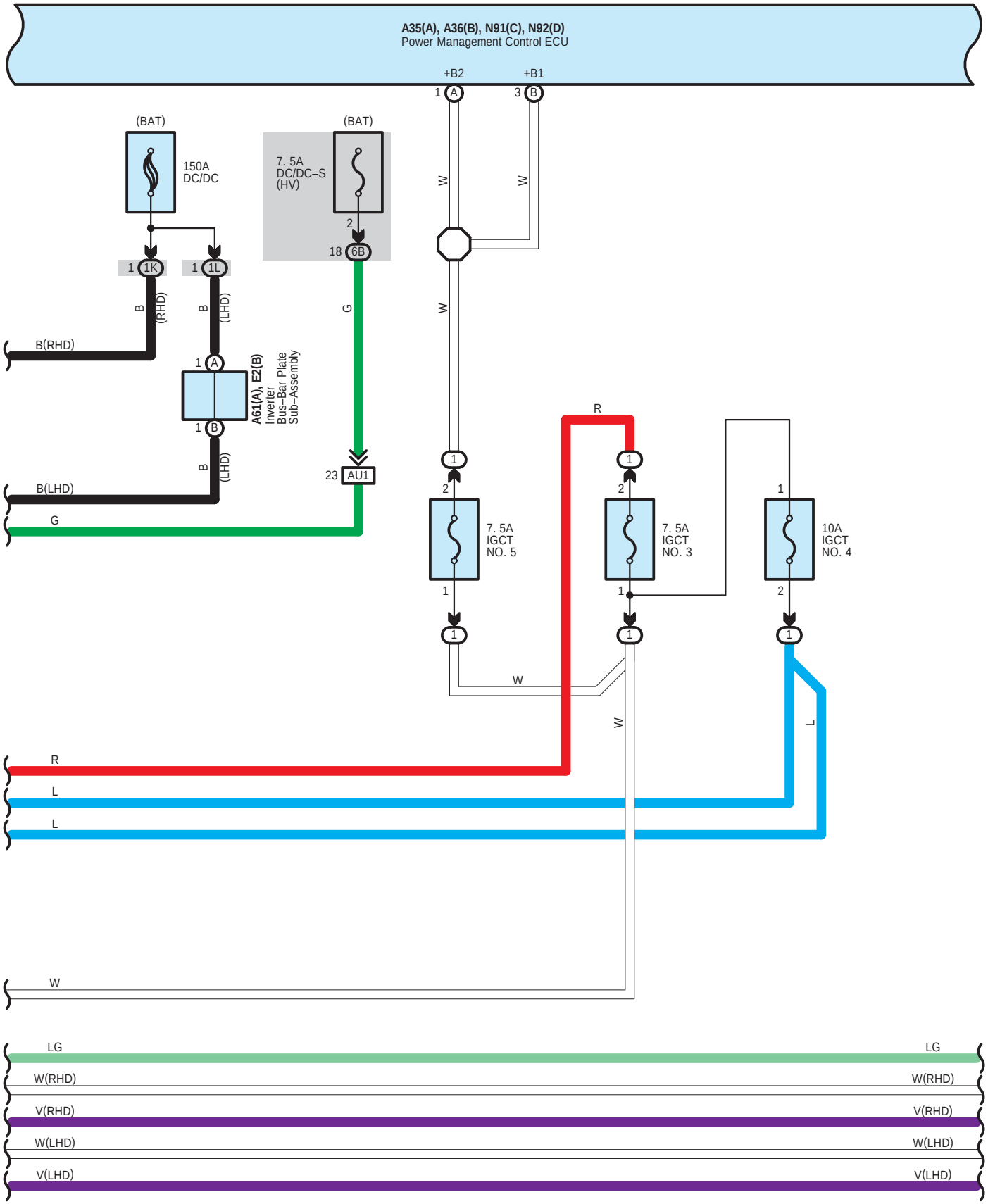
A35(A), A36(B), N91(C), N92(D)
Power Management Control ECU
+B2
+B1
(BAT)
150A
DC/DC
(BAT)
7. 5A
DC/DC–S
(HV)
1K
1L
6B
B
(RHD)
B
(LHD)
G
W
W
W
B(RHD)
A61(A), E2(B)
Inverter
Bus–Bar Plate
Sub–Assembly
B
(LHD)
B(LHD)
G
AU1
R
7. 5A
IGCT
NO. 5
7. 5A
IGCT
NO. 3
10A
IGCT
NO. 4
W
W
L
R
L
L
W
LG
W(RHD)
V(RHD)
W(LHD)
V(LHD)
LG
W(RHD)
V(RHD)
W(LHD)
V(LHD)

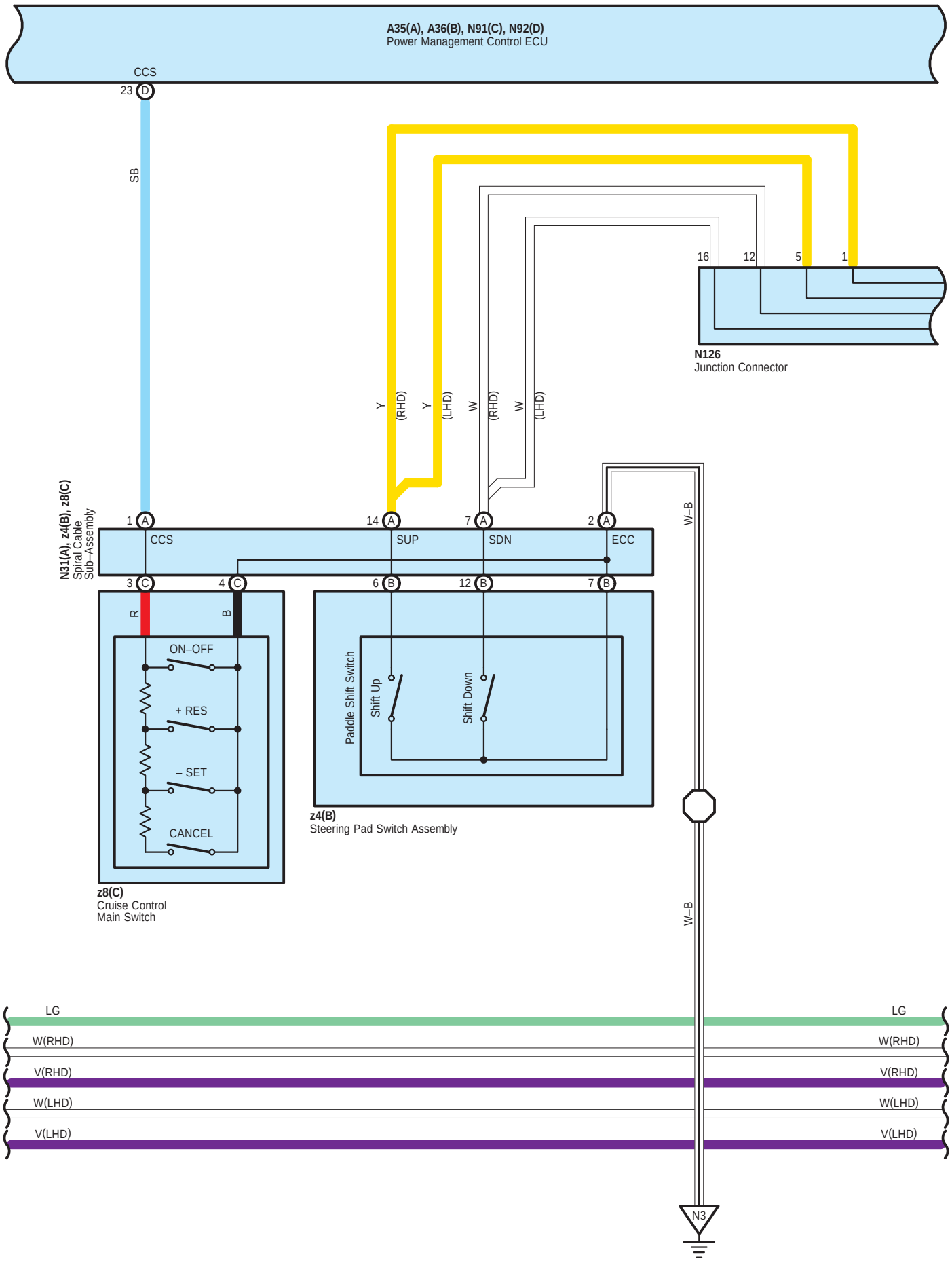
A35(A), A36(B), N91(C), N92(D)
Power Management Control ECU
CCS
23 D
SB
16
12
5
1
N126
Junction Connector
Y (RHD)
Y (LHD)
W (RHD)
W (LHD)
N31(A), z4(B), z8(C)
Spiral Cable
Sub–Assembly
1 A
CCS
14 A
SUP
7 A
SDN
2 A
ECC
W–B
3 C
4 C
6 B
12 B
7 B
R
B
ON–OFF
+ RES
– SET
CANCEL
z8(C)
Cruise Control
Main Switch
Paddle Shift Switch
Shift Up
Shift Down
z4(B)
Steering Pad Switch Assembly
W–B
LG
W(RHD)
V(RHD)
W(LHD)
V(LHD)
N3

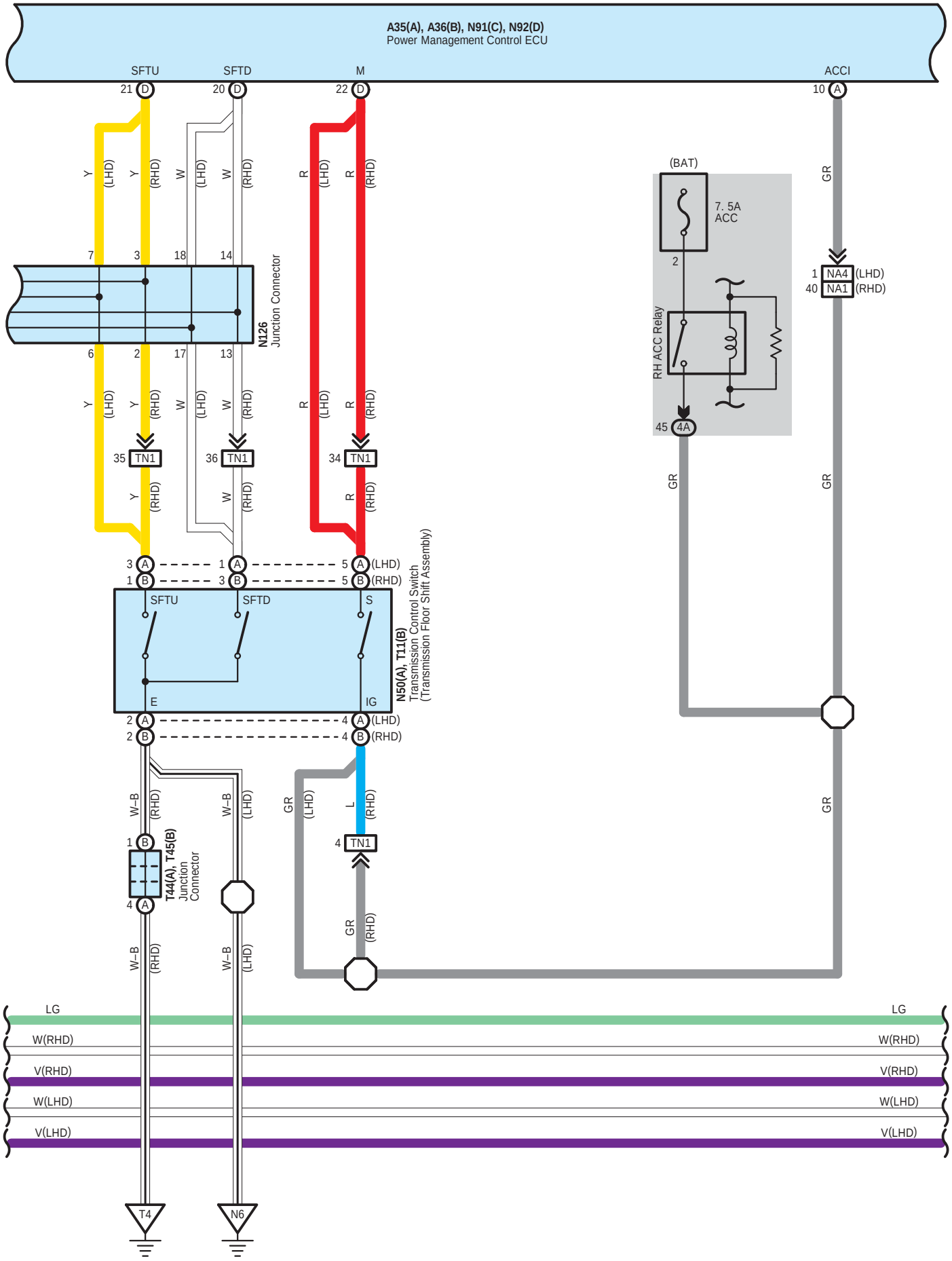
A35(A), A36(B), N91(C), N92(D)
Power Management Control ECU
SFTU
SFTD
M
ACCI
N126
Junction Connector
(BAT)
7. 5A
ACC
RH ACC Relay
NA4
NA1
TN1
N50(A), T11(B)
Transmission Control Switch
(Transmission Floor Shift Assembly)
T44(A), T45(B)
Junction
Connector
LG
W(RHD)
V(RHD)
W(LHD)
V(LHD)
T4
N6

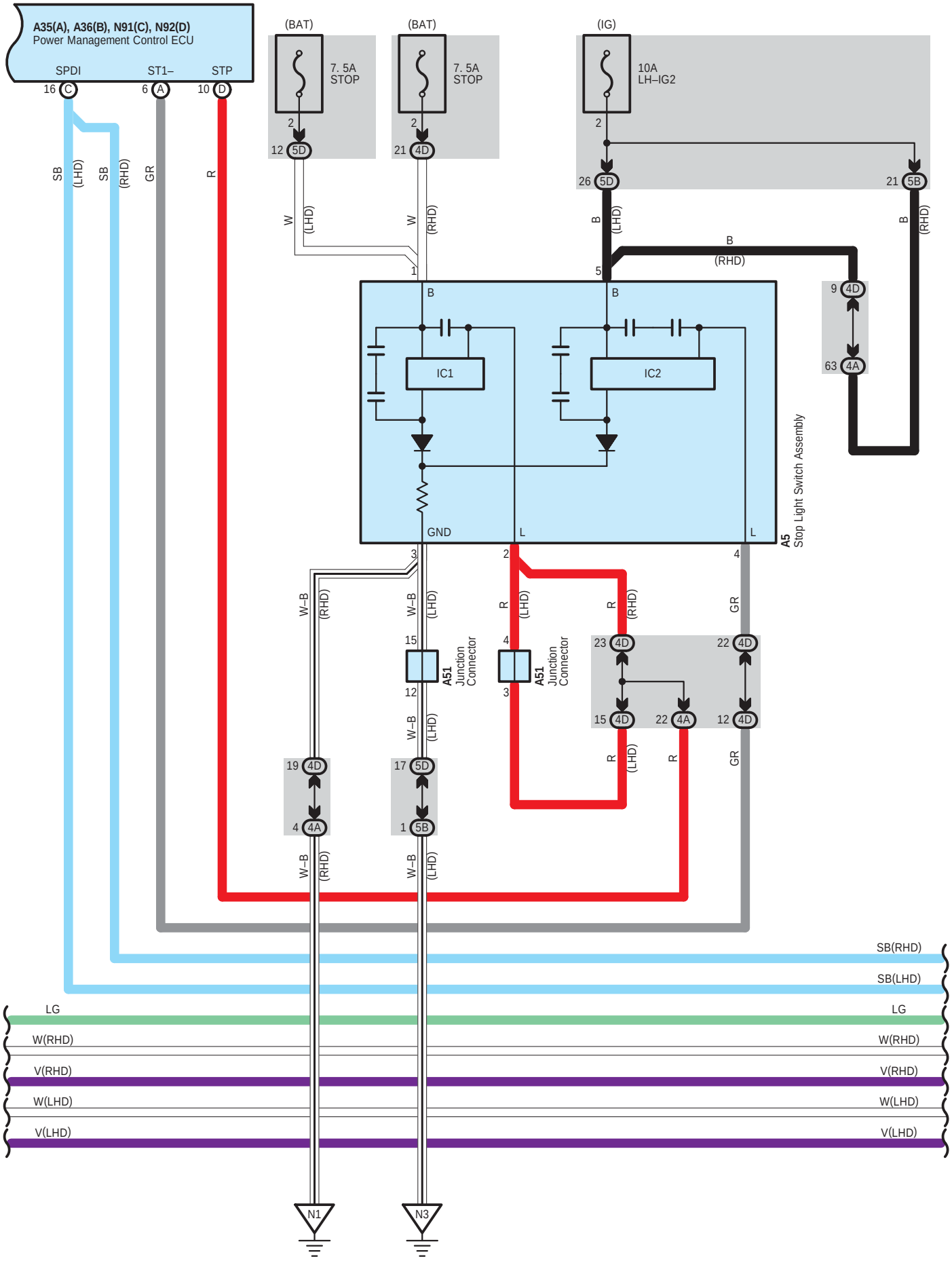
A35(A), A36(B), N91(C), N92(D)
Power Management Control ECU
SPDI
ST1–
STP
16 C
6 A
10 D
(BAT)
7. 5A
STOP
2
12 5D
(BAT)
7. 5A
STOP
2
21 4D
(IG)
10A
LH–IG2
2
26 5D
21 5B
SB (LHD)
SB (RHD)
GR
R
W (LHD)
W (RHD)
B (LHD)
B (RHD)
B (RHD)
B (RHD)
1
5
B
B
IC1
IC2
9 4D
63 4A
GND
L
L
A5
Stop Light Switch Assembly
3
2
4
W–B (RHD)
W–B (LHD)
R (LHD)
R (RHD)
GR
15
12
A51
Junction
Connector
4
3
A51
Junction
Connector
23 4D
22 4D
15 4D
22 4A
12 4D
W–B (LHD)
R (LHD)
R
GR
19 4D
4 4A
17 5D
1 5B
W–B (RHD)
W–B (LHD)
SB(RHD)
SB(LHD)
LG
W(RHD)
V(RHD)
W(LHD)
V(LHD)
N1
N3

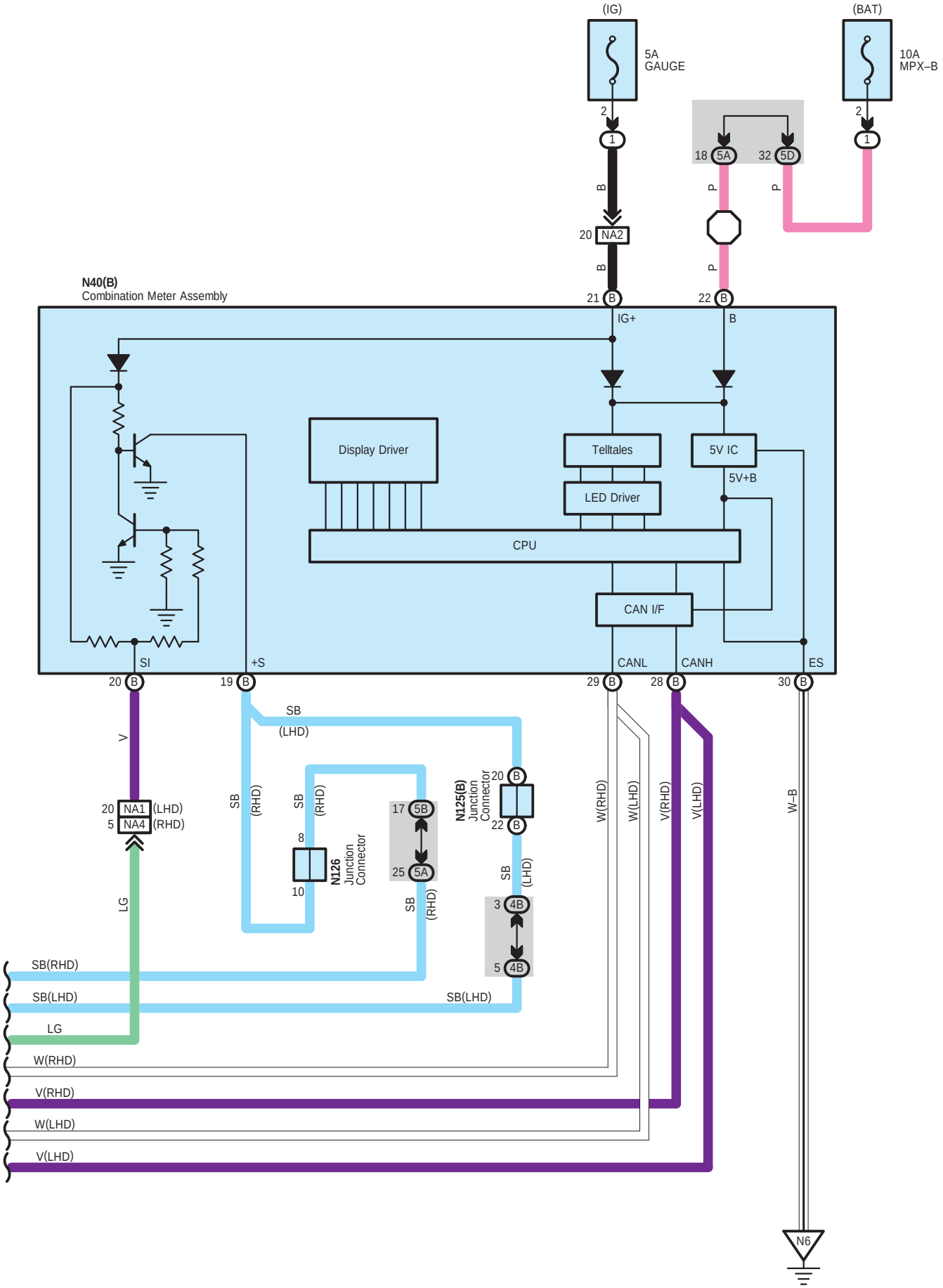
(IG)
5A
GAUGE
(BAT)
10A
MPX–B
2
1
B
20 NA2
B
21 B
18 5A
32 5D
P
P
P
22 B
N40(B)
Combination Meter Assembly
IG+
B
Display Driver
Telltales
5V IC
5V+B
LED Driver
CPU
CAN I/F
SI
+S
CANL
CANH
ES
20 B
19 B
29 B
28 B
30 B
V
SB
(LHD)
SB
(RHD)
SB
(RHD)
20 NA1 (LHD)
5 NA4 (RHD)
8
10
N126
Junction
Connector
17 5B
25 5A
SB
(RHD)
N125(B)
Junction
Connector
20 B
22 B
SB
(LHD)
3 4B
5 4B
W(RHD)
W(LHD)
V(RHD)
V(LHD)
W–B
LG
SB(RHD)
SB(LHD)
SB(LHD)
LG
W(RHD)
V(RHD)
W(LHD)
V(LHD)
N6

A 2
Black



A 5
White

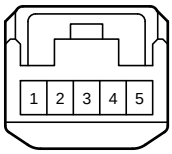

A 14
Black

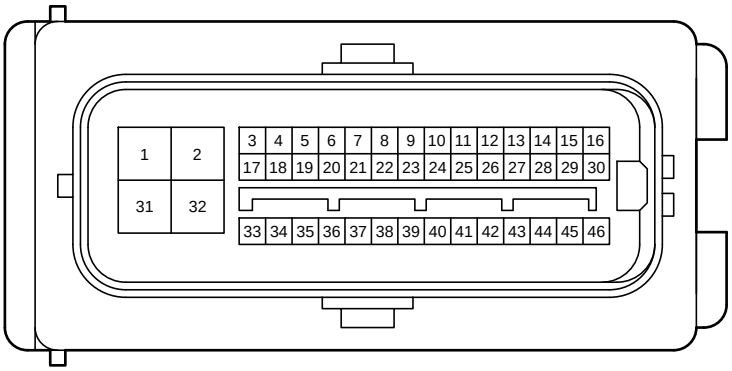

A 16
Gray

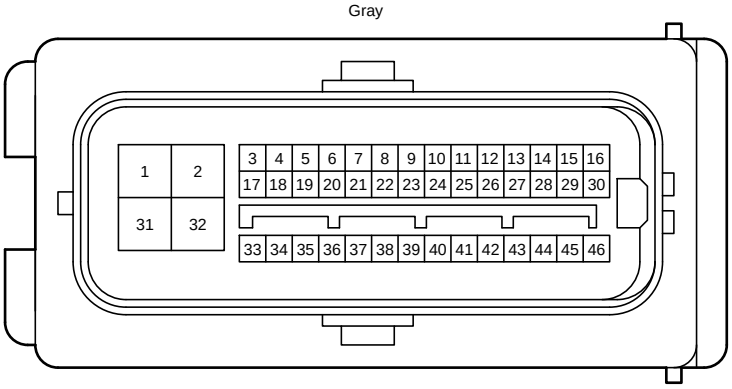

A 35
Gray

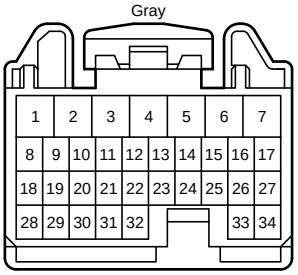

A 36
Gray

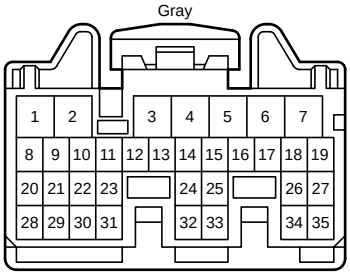

A 38
Black

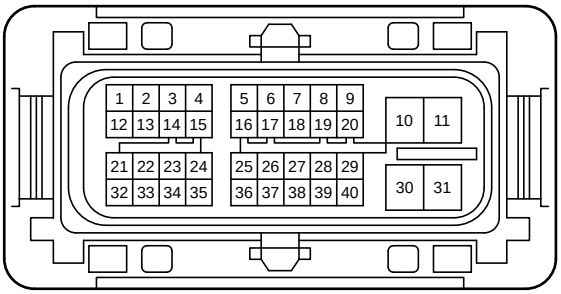

A 39
Black



A 51
Blue

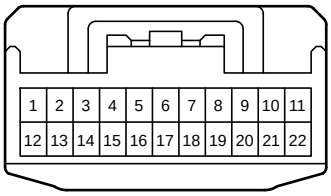

A 53
White

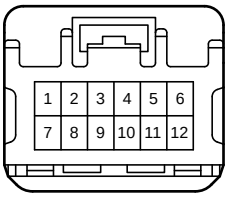

A 57
Blue

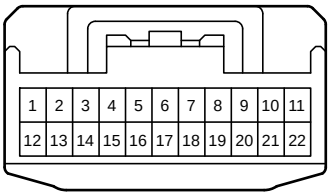

A 61

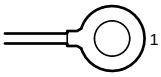

A 74
Black

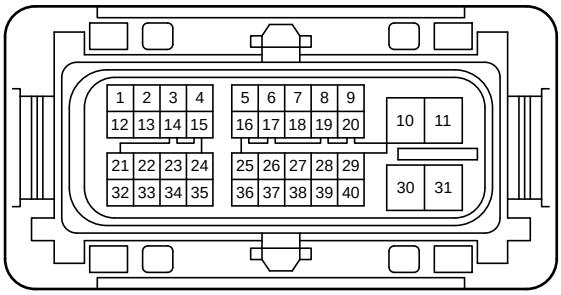

A 75
Black

A 79
Black

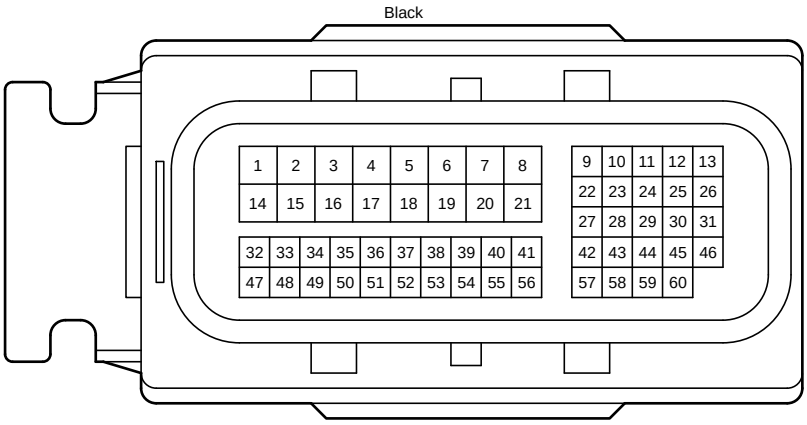

E 1

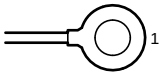

E 2

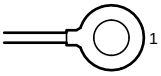

F 24
Black

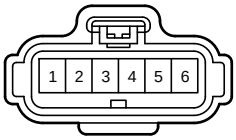

F 50
Gray



F 51
Gray

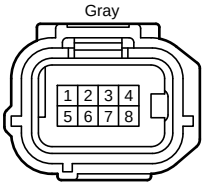

F 65
Gray

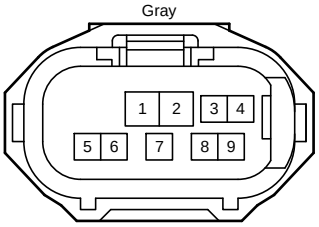

F 66
Gray

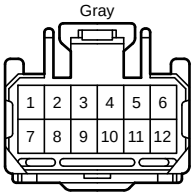

F 70
Black

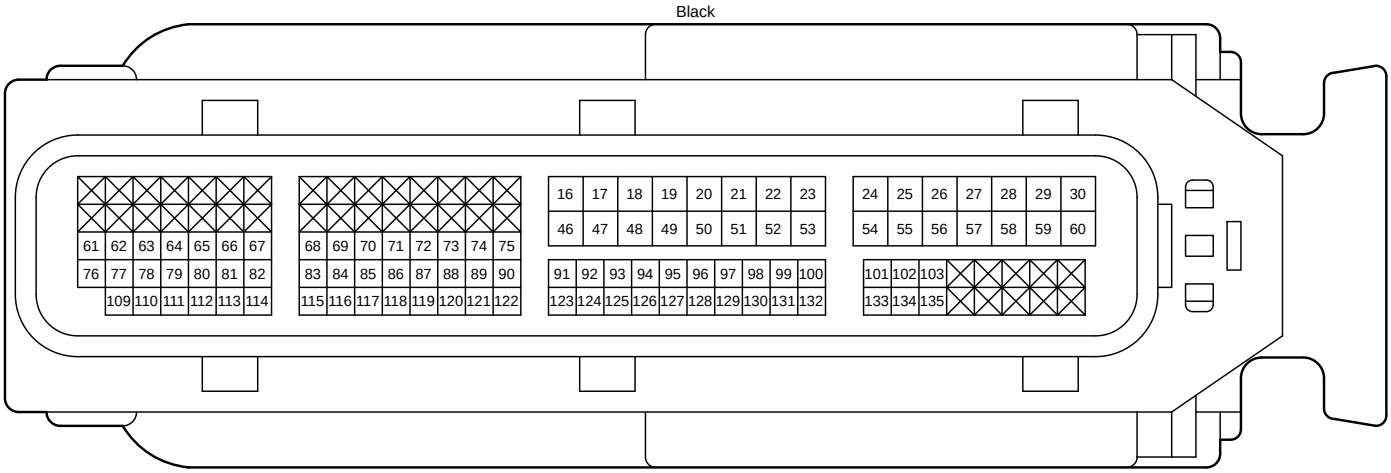

N 20
Black

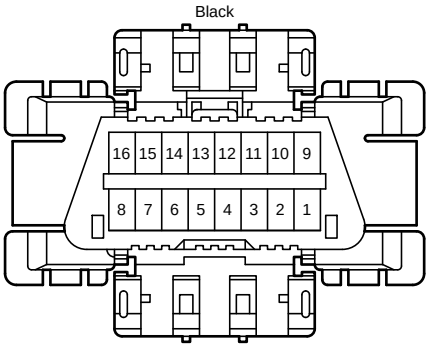

N 31
Black

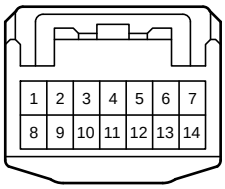

N 40
Black

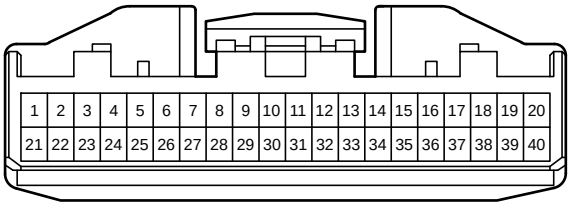

N 50
White

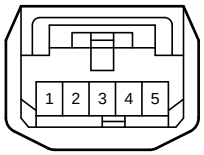

N 82
White

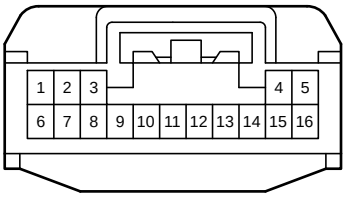

N 91
Gray

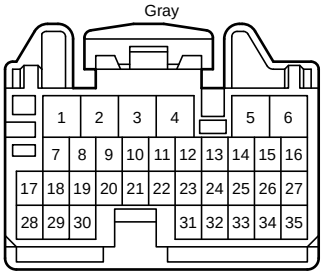

N 92
Gray

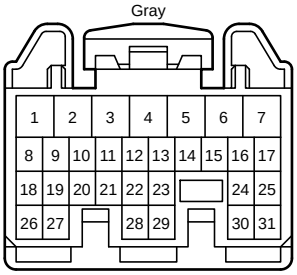

N107
White

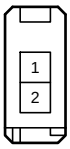

N109
White

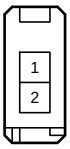

N112
White

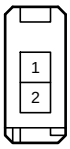

N113
White

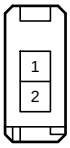

N114
White

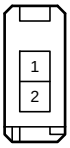

N115
White

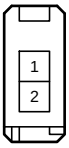

N116
White

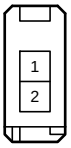

N119
White

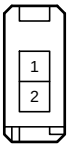

N120
White

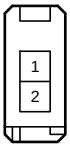

N121
White

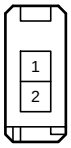

N125
Blue

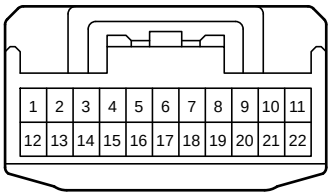

N126
Blue

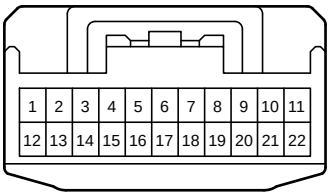

N130
Black

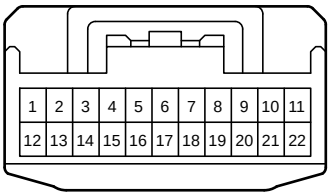

N134
Black

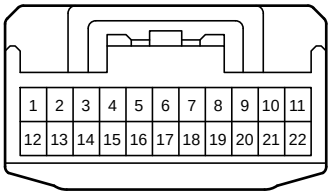

N165
Black

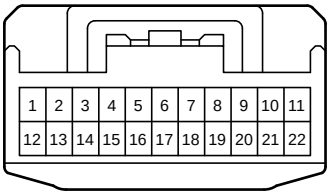

T 11
White

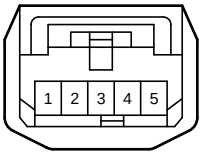

T 44
Blue



T 45
Blue



U 50
White

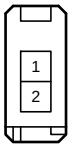

U 51
White

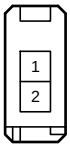

u 1
White

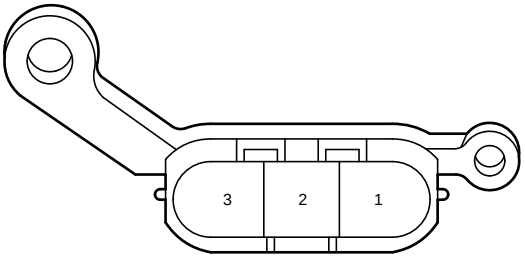

u 3
White

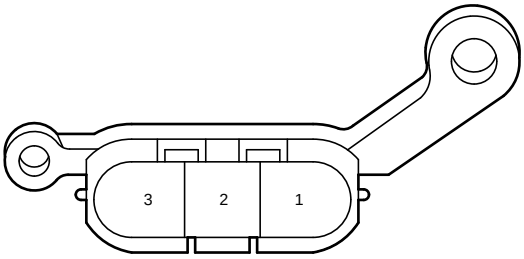

u 4
White

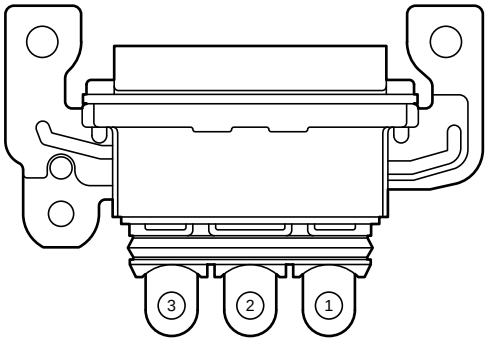

v 3
White

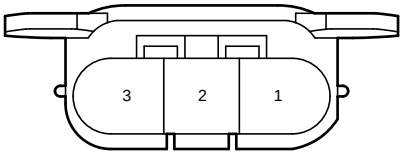

v 4
White



z 4
Black

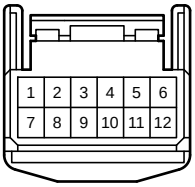

z 8
White

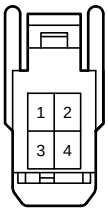

1D
White

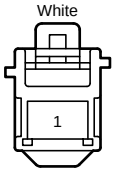

1E
White

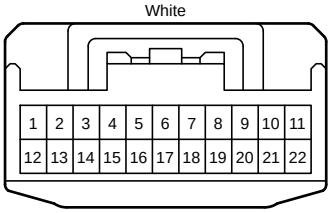

1F
White

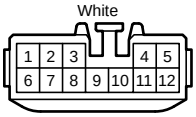

1K
White

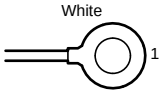

1L
White

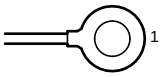

4A
White

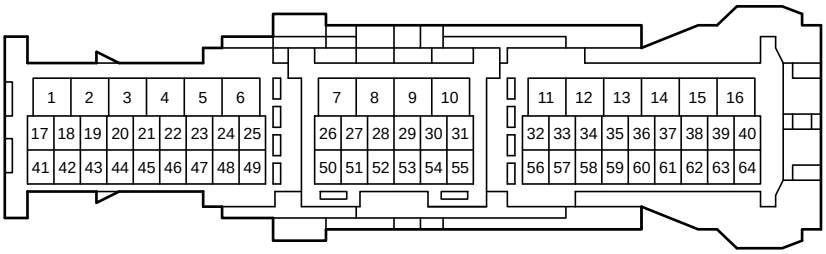

4B
White

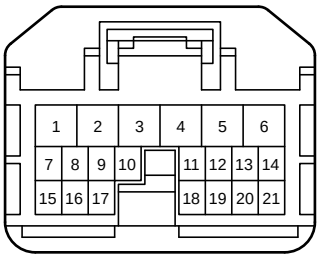

4D
White

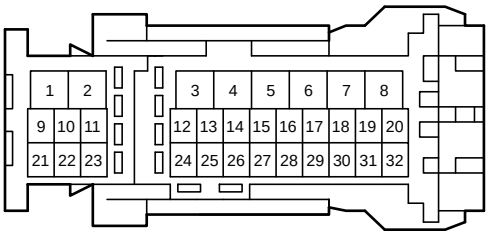

5A
White

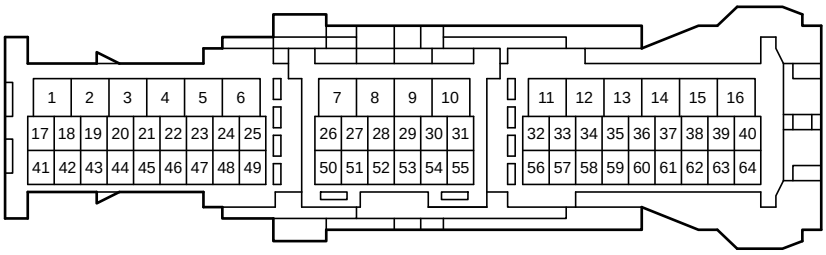

5B
White

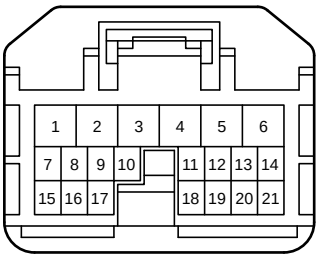

5D
White

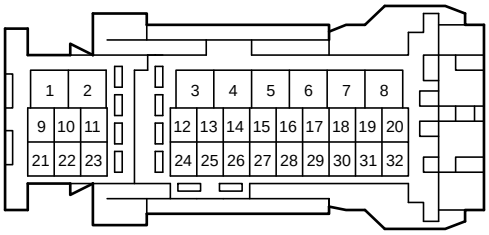

6B
White

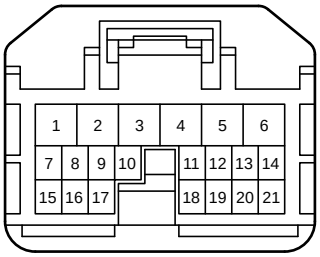

AF1
White

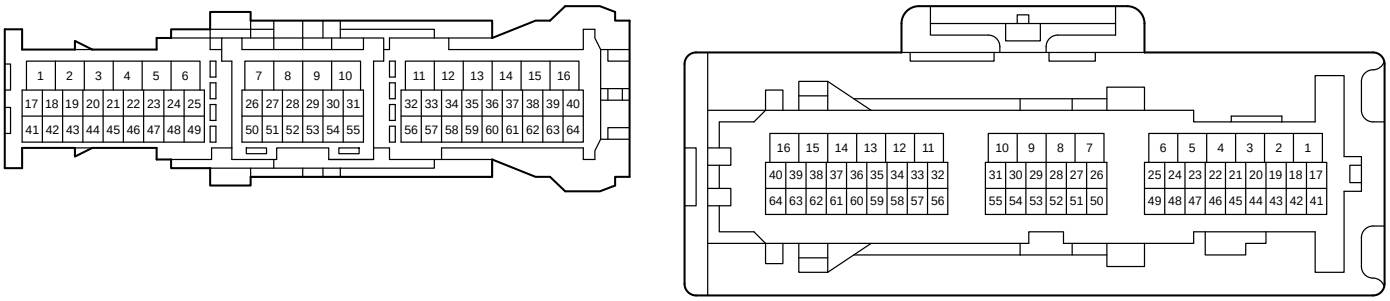

AU1
White

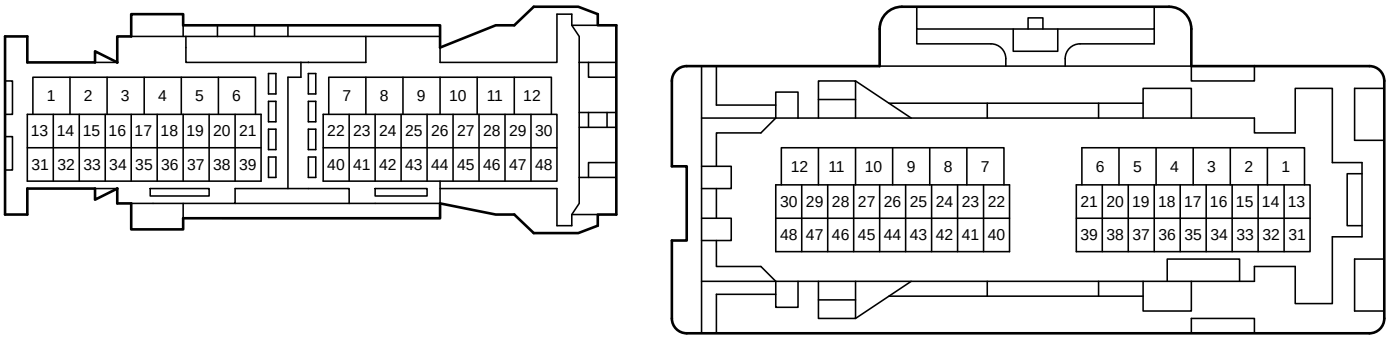

FA2
Black

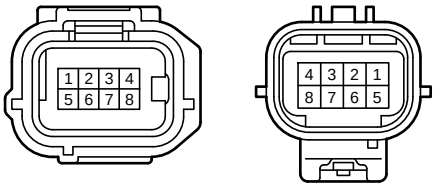

FA3
Black

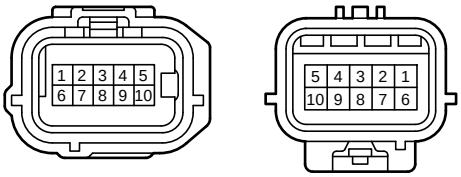

NA1
White

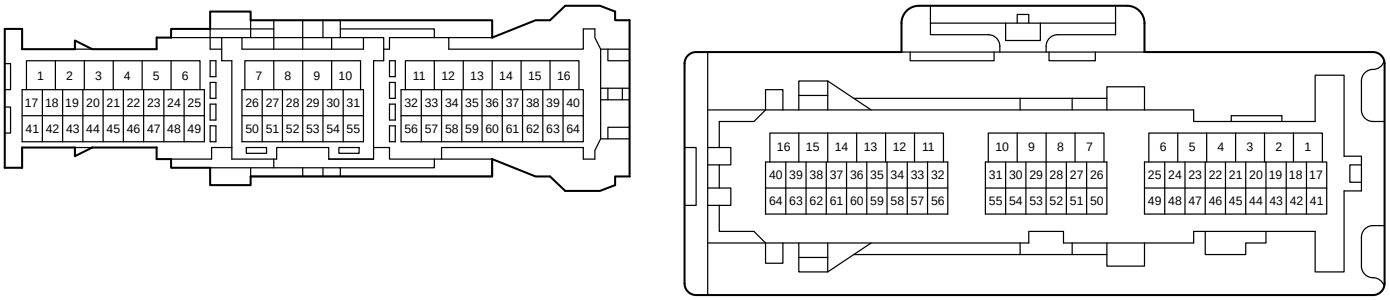

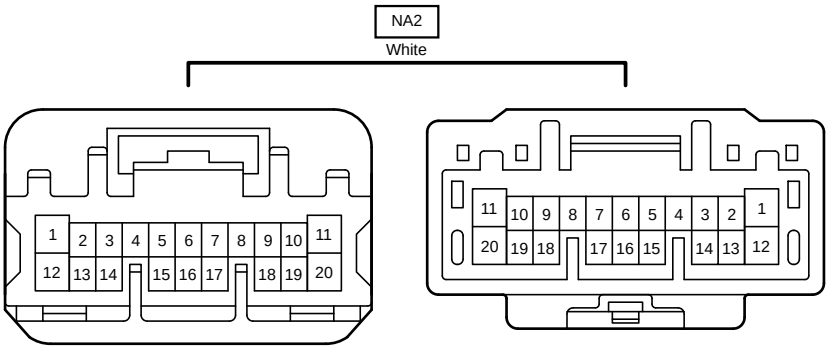
NA2
White
1 2 3 4 5 6 7 8 9 10 11
12 13 14 15 16 17 18 19 20
11 10 9 8 7 6 5 4 3 2 1
20 19 18 17 16 15 14 13 12

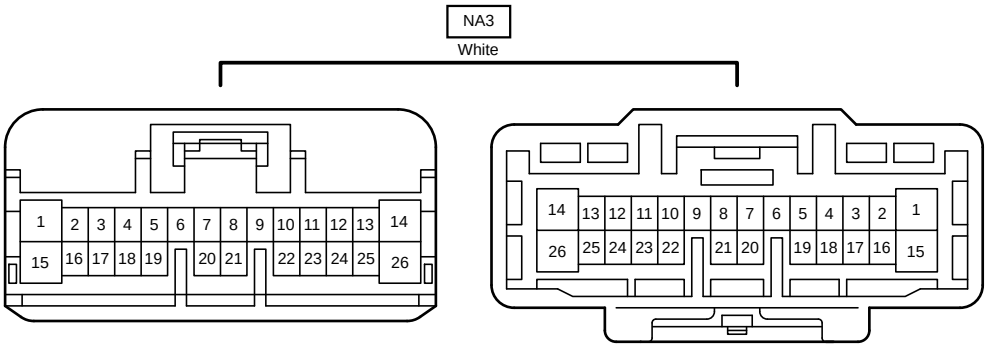
NA3
White
1 2 3 4 5 6 7 8 9 10 11 12 13 14
15 16 17 18 19 20 21 22 23 24 25 26
14 13 12 11 10 9 8 7 6 5 4 3 2 1
26 25 24 23 22 21 20 19 18 17 16 15

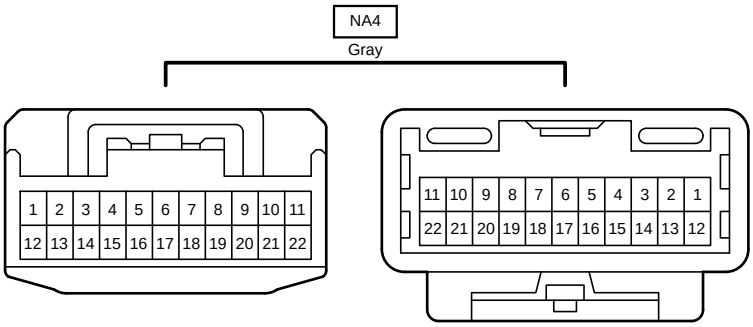
NA4
Gray
1 2 3 4 5 6 7 8 9 10 11
12 13 14 15 16 17 18 19 20 21 22
11 10 9 8 7 6 5 4 3 2 1
22 21 20 19 18 17 16 15 14 13 12

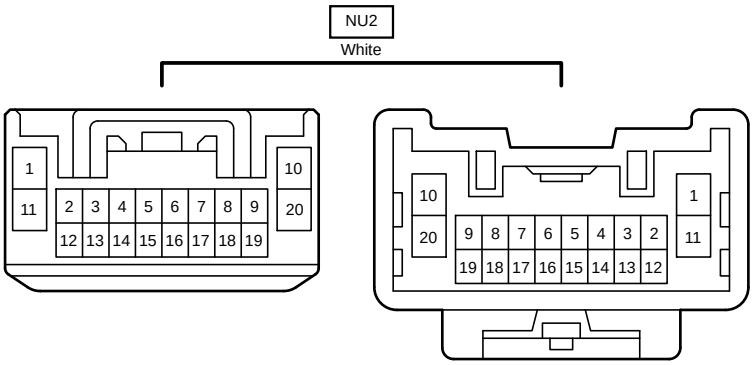
NU2
White
1 10
11 20
2 3 4 5 6 7 8 9
12 13 14 15 16 17 18 19
10 1
20 11
9 8 7 6 5 4 3 2
19 18 17 16 15 14 13 12

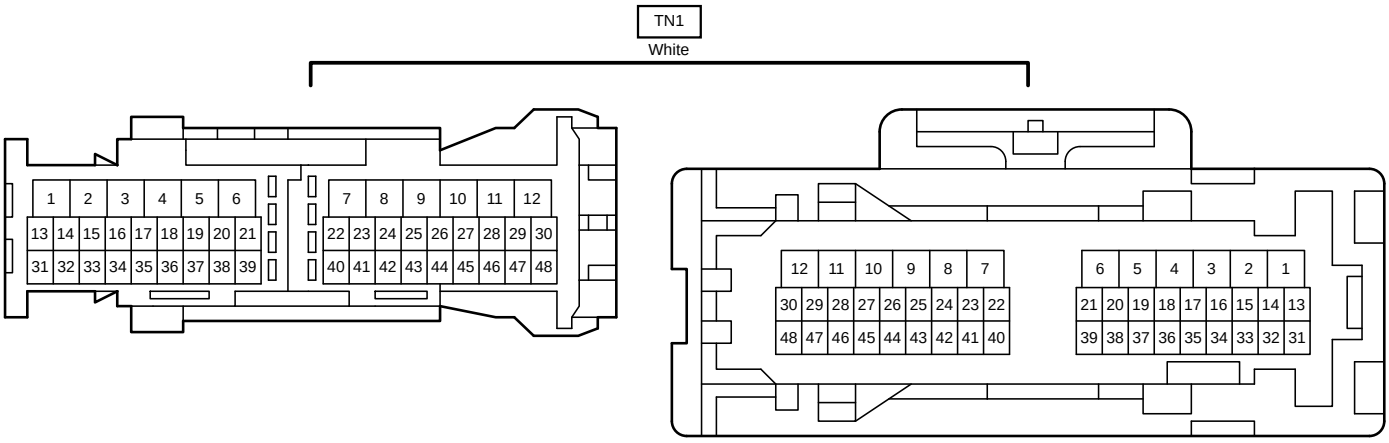
TN1
White
1 2 3 4 5 6 7 8 9 10 11 12
13 14 15 16 17 18 19 20 21 22 23 24 25 26 27 28 29 30
31 32 33 34 35 36 37 38 39 40 41 42 43 44 45 46 47 48
12 11 10 9 8 7 6 5 4 3 2 1
30 29 28 27 26 25 24 23 22 21 20 19 18 17 16 15 14 13
48 47 46 45 44 43 42 41 40 39 38 37 36 35 34 33 32 31