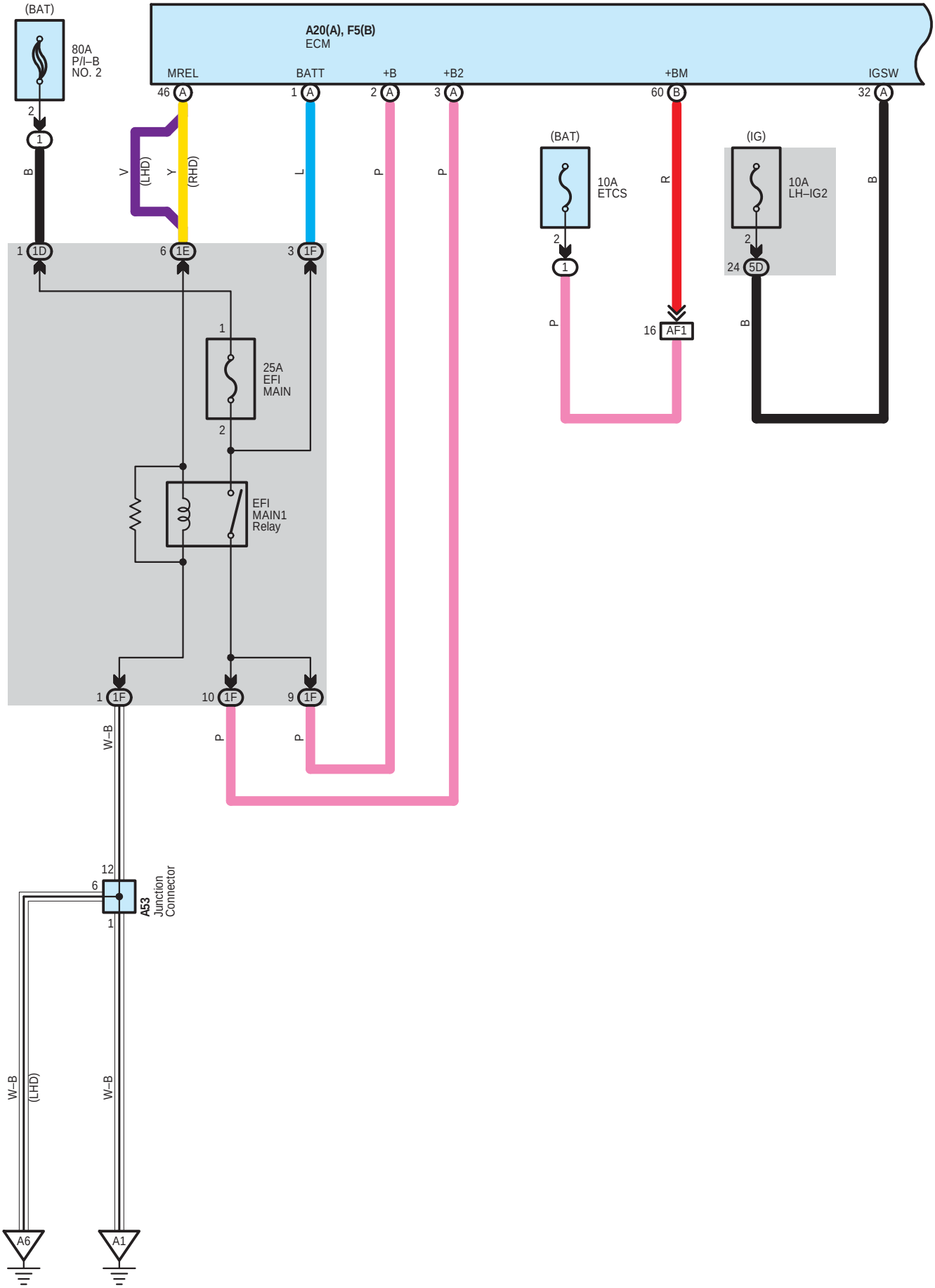
(BAT)
80A
P/I–B
NO. 2
A20(A), F5(B)
ECM
MREL
BATT
+B
+B2
+BM
IGSW
46 A
1 A
2 A
3 A
60 B
32 A
B
V (LHD)
Y (RHD)
L
P
P
(BAT)
10A
ETCS
R
(IG)
10A
LH–IG2
B
1 1D
6 1E
3 1F
25A
EFI
MAIN
EFI
MAIN1
Relay
P
16 AF1
24 5D
B
1 1F
10 1F
9 1F
W–B
P
P
12
6
1
A53
Junction
Connector
W–B
(LHD)
W–B
A6
A1

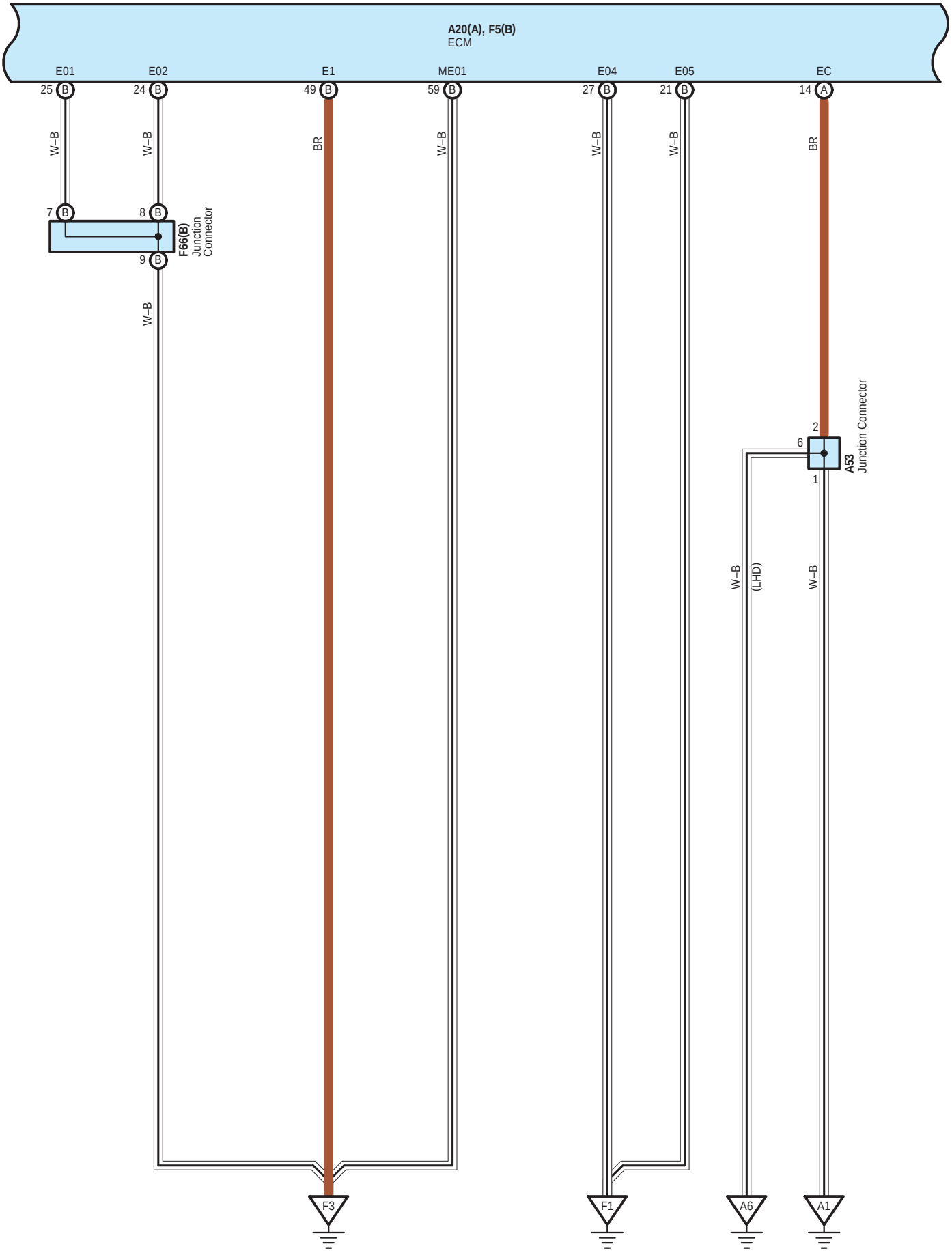
A20(A), F5(B)
ECM
E01
E02
E1
ME01
E04
E05
EC
25 B
24 B
49 B
59 B
27 B
21 B
14 A
W–B
W–B
BR
W–B
W–B
BR
7 B
8 B
9 B
F66(B)
Junction
Connector
W–B
2
6
1
A53
Junction Connector
W–B
(LHD)
W–B
F3
F1
A6
A1

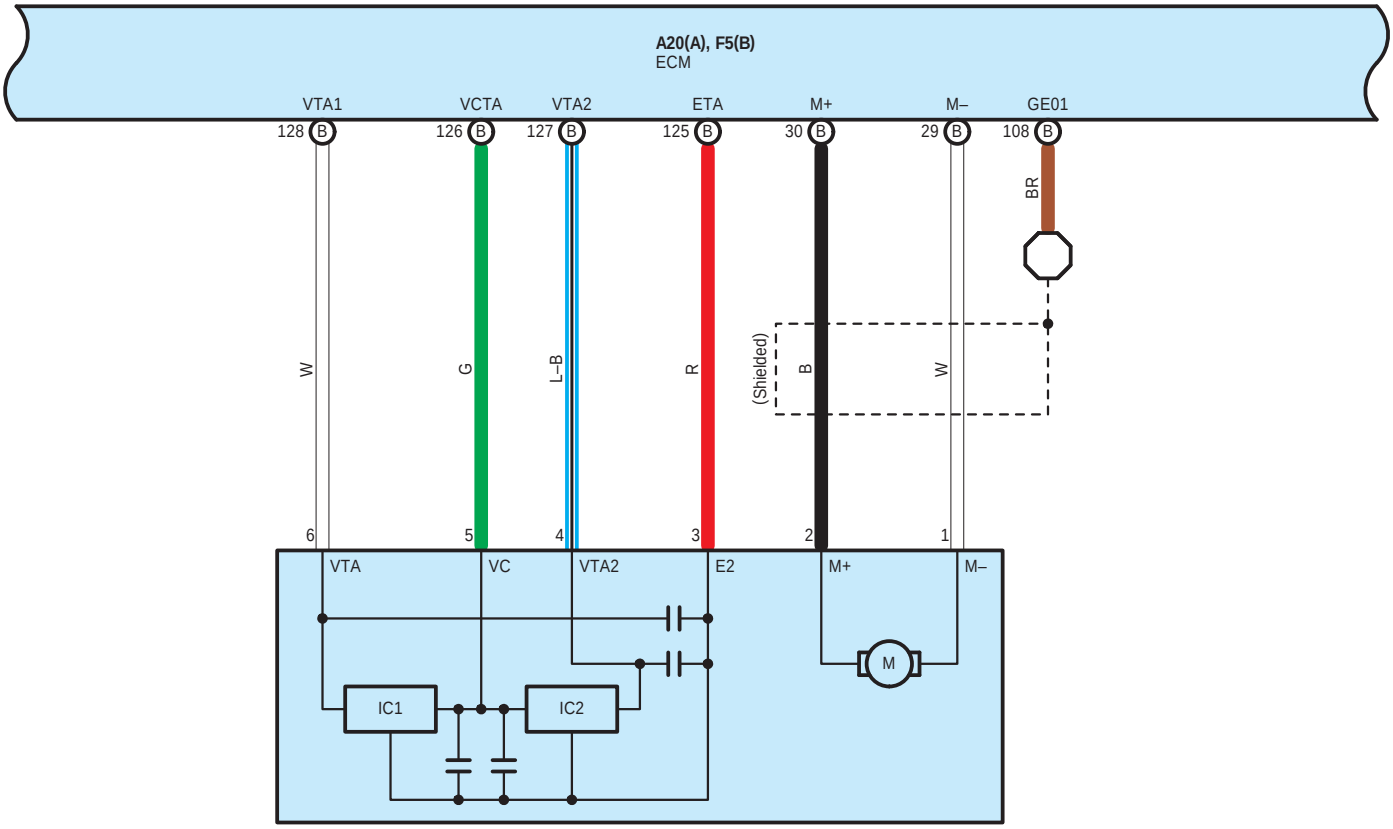

F24
Throttle Body with Motor Assembly

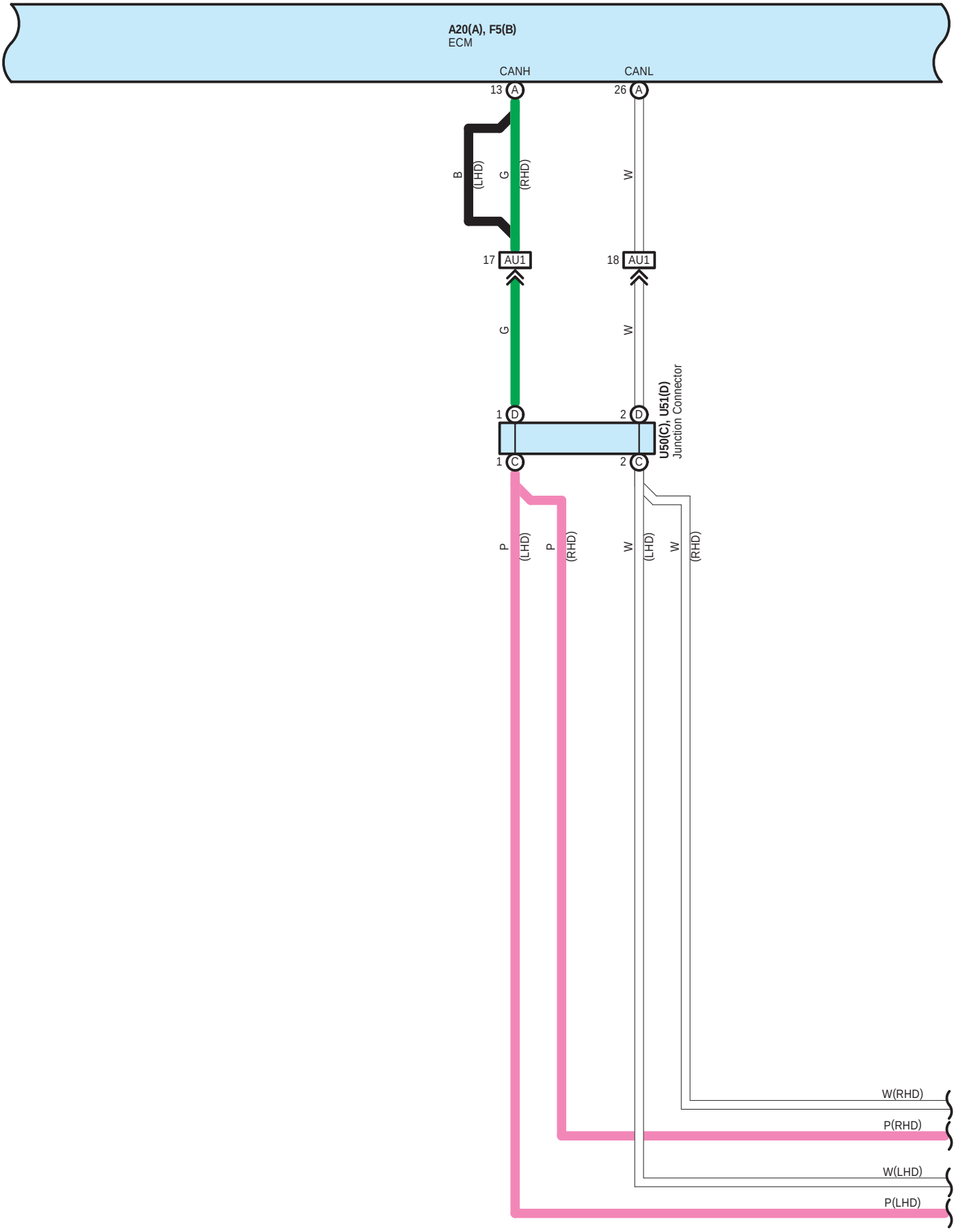
A20(A), F5(B)
ECM
CANH
CANL
13 A
26 A
B
(LHD)
G
(RHD)
W
17 AU1
18 AU1
G
W
1 D
2 D
1 C
2 C
U50(C), U51(D)
Junction Connector
P
(LHD)
P
(RHD)
W
(LHD)
W
(RHD)
W(RHD)
P(RHD)
W(LHD)
P(LHD)

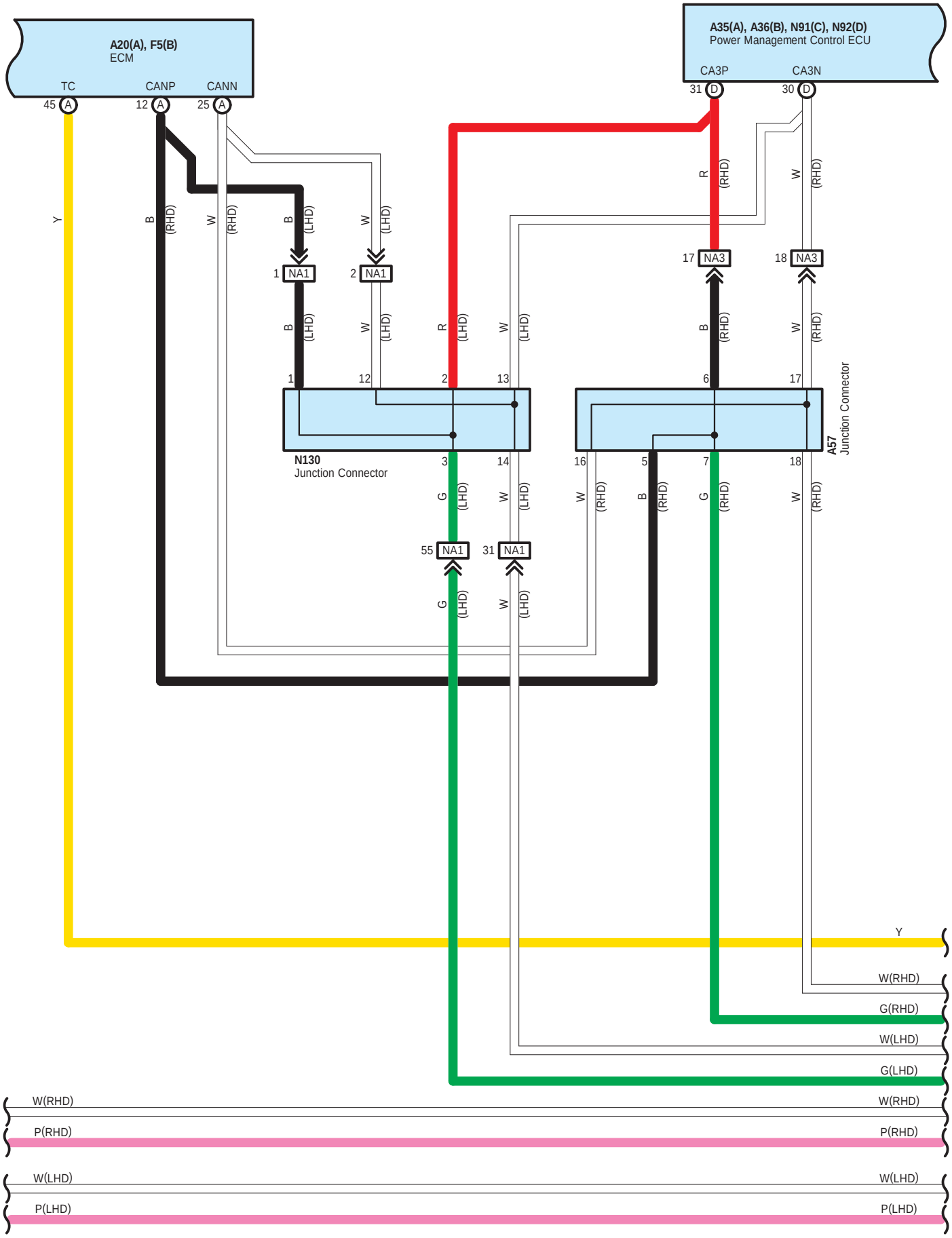
A20(A), F5(B)
ECM
TC
CANP
CANN
45 A
12 A
25 A
A35(A), A36(B), N91(C), N92(D)
Power Management Control ECU
CA3P
CA3N
31 D
30 D
Y
B (RHD)
W (RHD)
B (LHD)
W (LHD)
R (RHD)
W (RHD)
1 NA1
2 NA1
17 NA3
18 NA3
B (LHD)
W (LHD)
R (LHD)
W (LHD)
B (RHD)
W (RHD)
1
12
2
13
6
17
N130
Junction Connector
A57
Junction Connector
3
14
16
5
7
18
G (LHD)
W (LHD)
W (RHD)
B (RHD)
G (RHD)
W (RHD)
55 NA1
31 NA1
G (LHD)
W (LHD)
Y
W(RHD)
G(RHD)
W(LHD)
G(LHD)
W(RHD)
W(RHD)
P(RHD)
P(RHD)
W(LHD)
W(LHD)
P(LHD)
P(LHD)

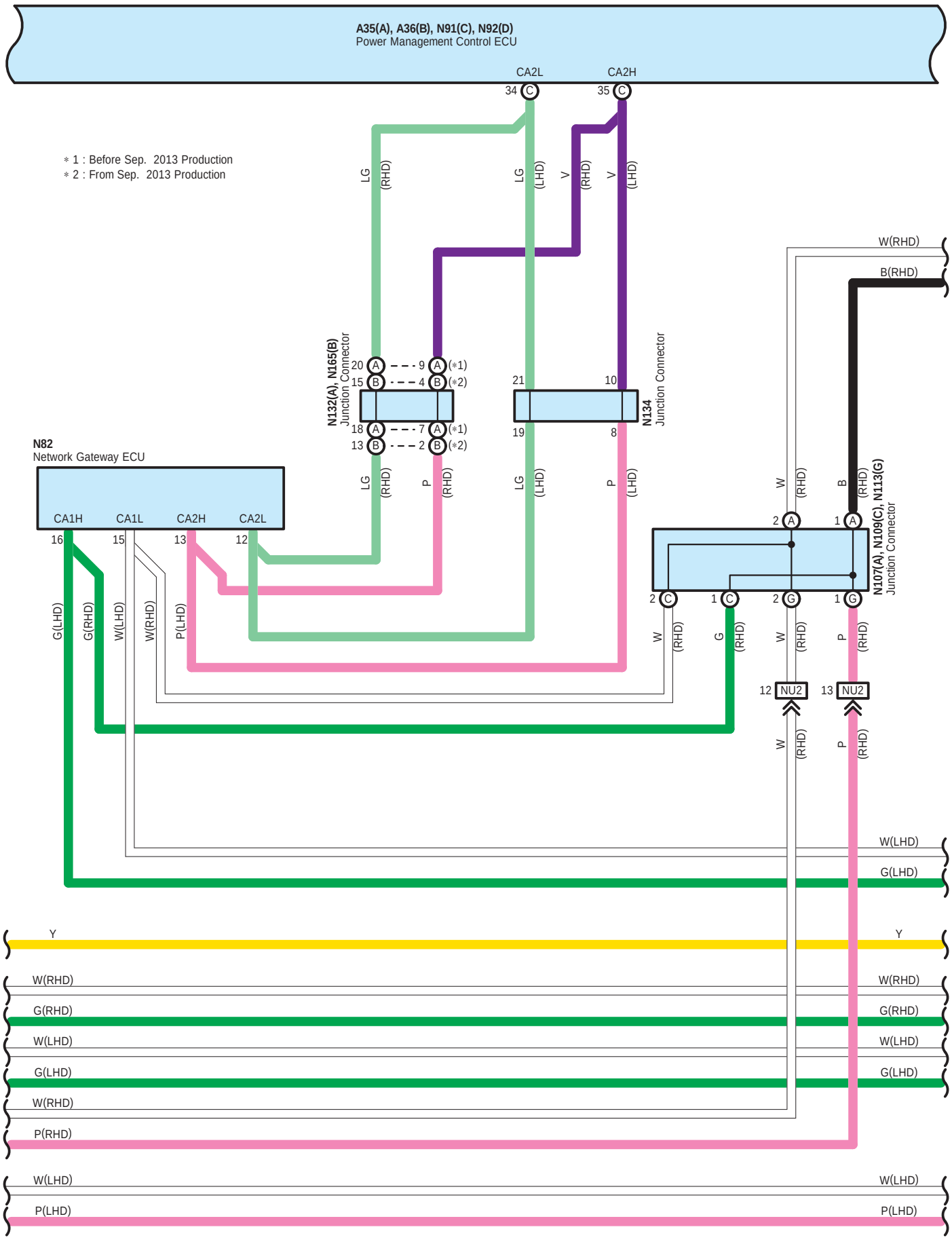
A35(A), A36(B), N91(C), N92(D)
Power Management Control ECU
CA2L
CA2H
34 C
35 C
∗1 : Before Sep. 2013 Production
∗2 : From Sep. 2013 Production
LG (RHD)
LG (LHD)
V (RHD)
V (LHD)
W(RHD)
B(RHD)
N132(A), N165(B)
Junction Connector
20 A
15 B
9 A (∗1)
4 B (∗2)
18 A
13 B
7 A (∗1)
2 B (∗2)
21
10
19
8
N134
Junction Connector
N82
Network Gateway ECU
CA1H
CA1L
CA2H
CA2L
16
15
13
12
LG (RHD)
P (RHD)
LG (LHD)
P (LHD)
W (RHD)
B (RHD)
2 A
1 A
N107(A), N109(C), N113(G)
Junction Connector
2 C
1 C
2 G
1 G
W (RHD)
G (RHD)
W (RHD)
P (RHD)
12 NU2
13 NU2
W (RHD)
P (RHD)
G(LHD)
G(RHD)
W(LHD)
W(RHD)
P(LHD)
W(LHD)
G(LHD)
Y
Y
W(RHD)
W(RHD)
G(RHD)
G(RHD)
W(LHD)
W(LHD)
G(LHD)
G(LHD)
W(RHD)
P(RHD)
W(LHD)
W(LHD)
P(LHD)
P(LHD)

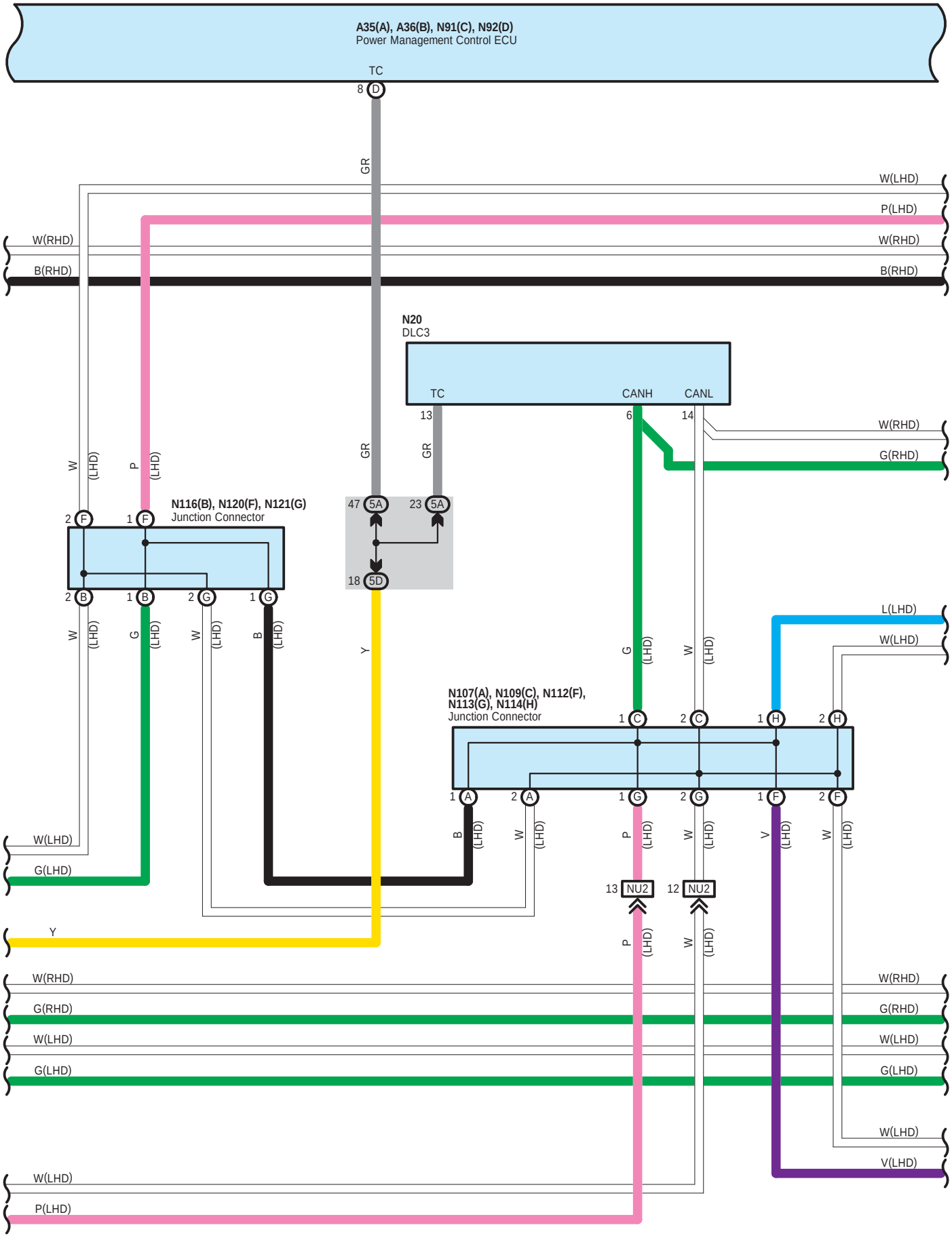
A35(A), A36(B), N91(C), N92(D)
Power Management Control ECU
TC
8 D
GR
W(LHD)
P(LHD)
W(RHD)
B(RHD)
N20
DLC3
TC
CANH
CANL
13
6
14
G(RHD)
N116(B), N120(F), N121(G)
Junction Connector
47 5A
23 5A
18 5D
2 F
1 F
2 B
1 B
2 G
1 G
W
P
G
B
Y
L(LHD)
N107(A), N109(C), N112(F), N113(G), N114(H)
Junction Connector
1 C
2 C
1 H
2 H
1 A
2 A
1 G
2 G
1 F
2 F
13 NU2
12 NU2
G(LHD)
V(LHD)

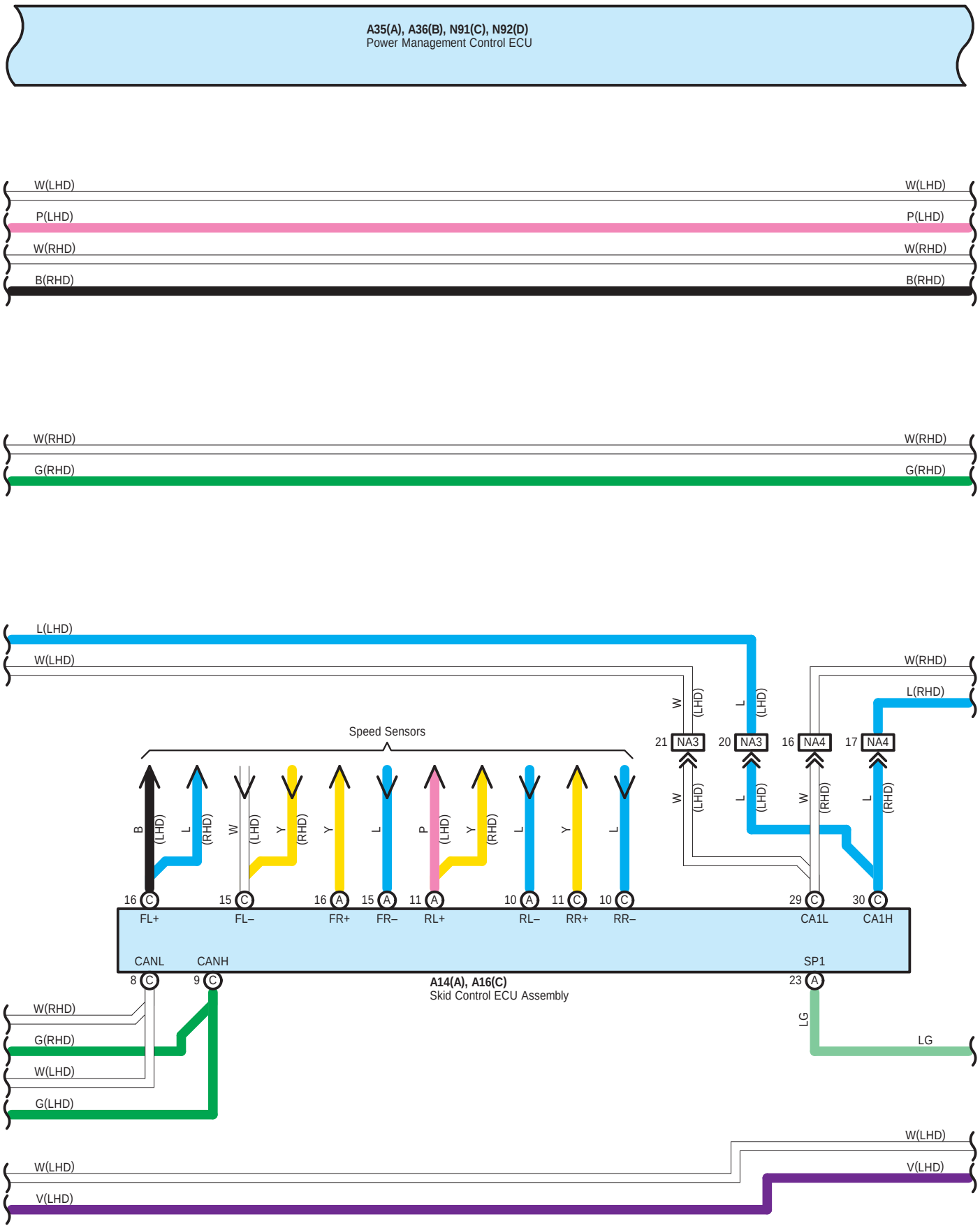
A35(A), A36(B), N91(C), N92(D)
Power Management Control ECU
W(LHD)
P(LHD)
W(RHD)
B(RHD)
G(RHD)
L(LHD)
L(RHD)
Speed Sensors
B (LHD)
L (RHD)
W (LHD)
Y (RHD)
Y
L
P (LHD)
Y (RHD)
L
Y
L
21 NA3
20 NA3
16 NA4
17 NA4
16 C FL+
15 C FL–
16 A FR+
15 A FR–
11 A RL+
10 A RL–
11 C RR+
10 C RR–
29 C CA1L
30 C CA1H
CANL
CANH
SP1
8 C
9 C
23 A
A14(A), A16(C)
Skid Control ECU Assembly
LG
V(LHD)

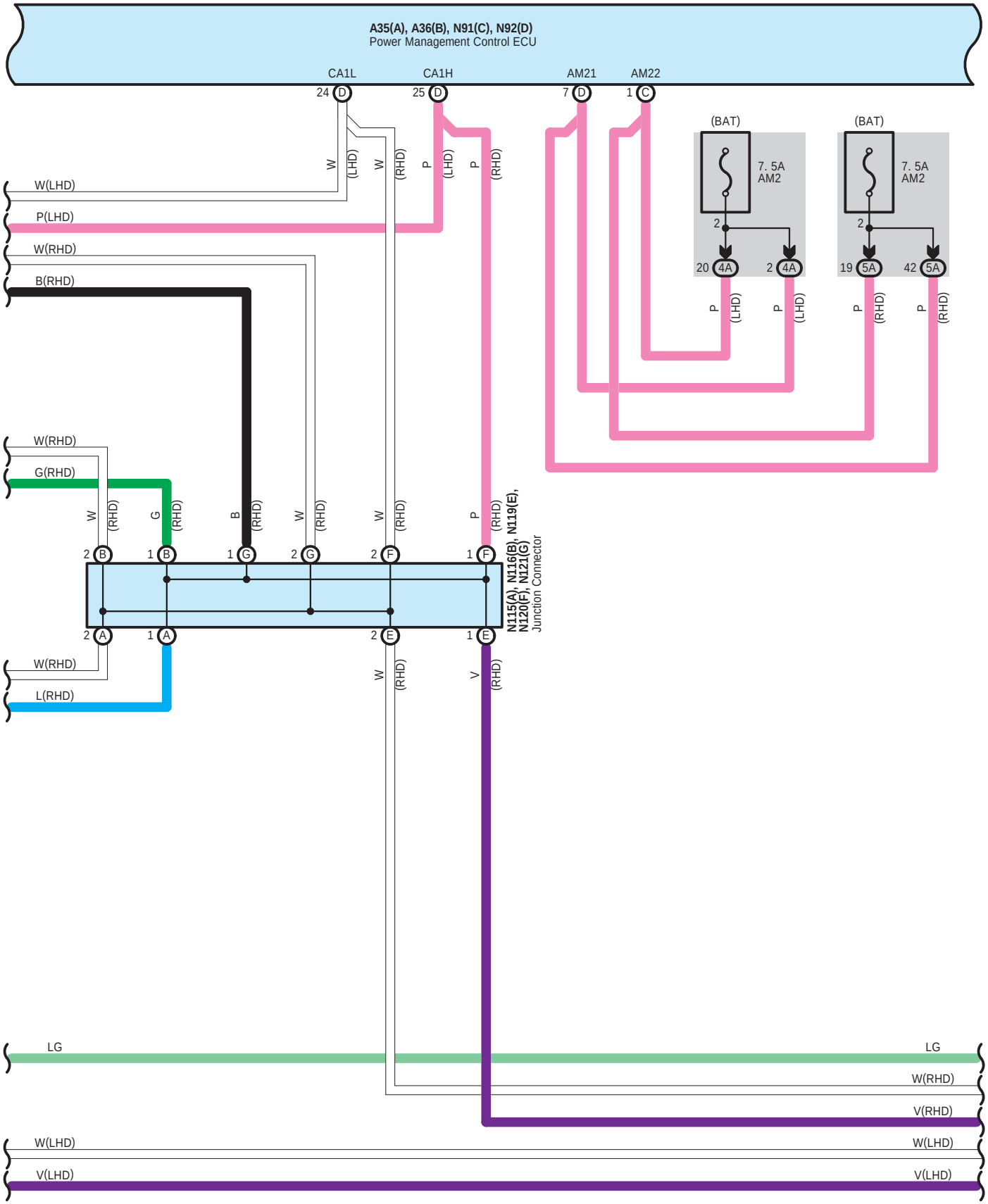
A35(A), A36(B), N91(C), N92(D)
Power Management Control ECU
CA1L
CA1H
AM21
AM22
24 D
25 D
7 D
1 C
(BAT)
7. 5A
AM2
2
20 4A
2 4A
19 5A
42 5A
W (LHD)
W (RHD)
P (LHD)
P (RHD)
W(LHD)
P(LHD)
W(RHD)
B(RHD)
W(RHD)
G(RHD)
W (RHD)
G (RHD)
B (RHD)
W (RHD)
W (RHD)
P (RHD)
2 B
1 B
1 G
2 G
2 F
1 F
2 A
1 A
2 E
1 E
N115(A), N116(B), N119(E),
N120(F), N121(G)
Junction Connector
W(RHD)
L(RHD)
W (RHD)
V (RHD)
LG
LG
W(RHD)
V(RHD)
W(LHD)
W(LHD)
V(LHD)
V(LHD)

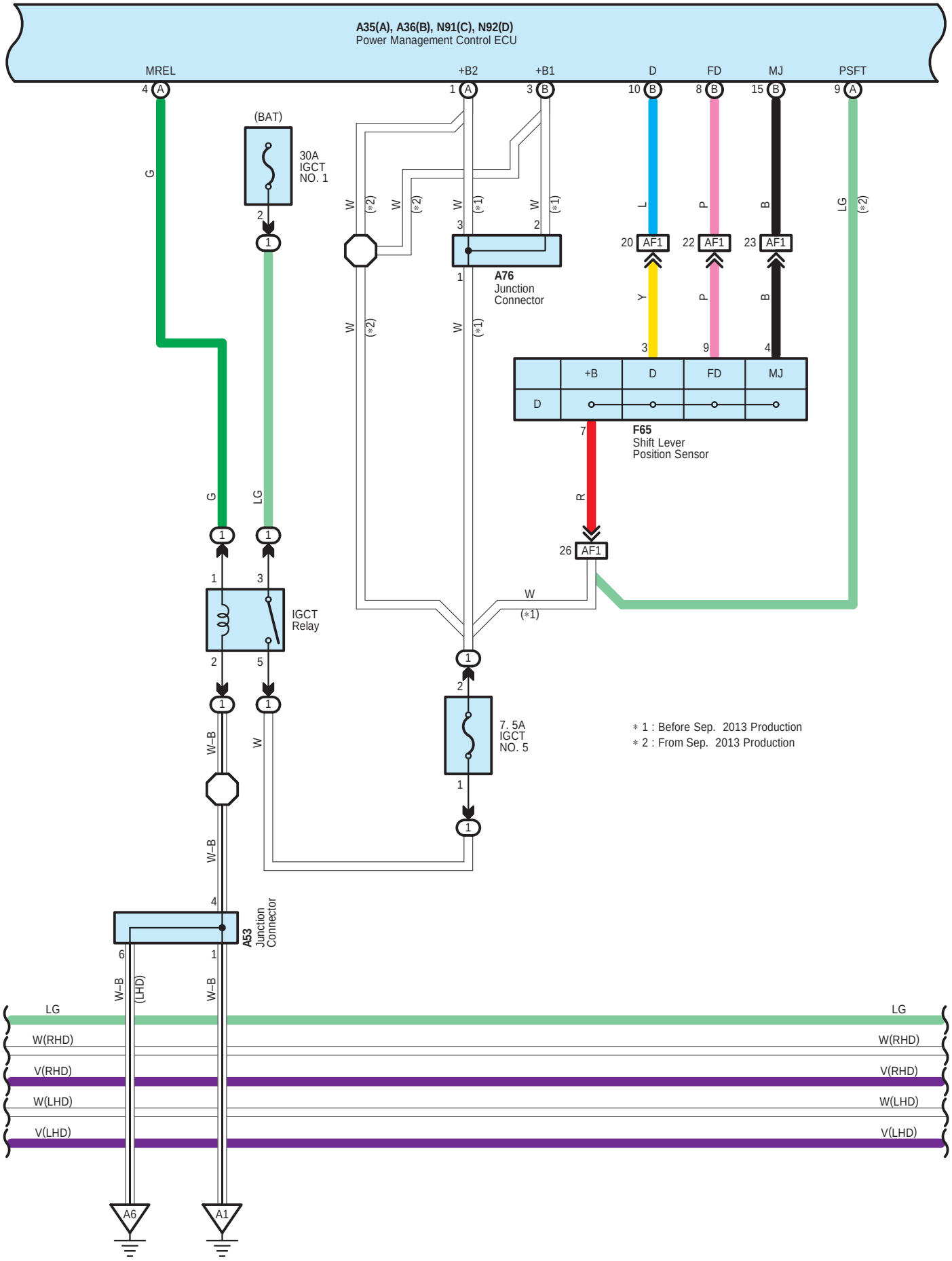
A35(A), A36(B), N91(C), N92(D)
Power Management Control ECU
MREL
+B2
+B1
D
FD
MJ
PSFT
(BAT)
30A
IGCT
NO. 1
A76
Junction
Connector
AF1
F65
Shift Lever
Position Sensor
+B
D
FD
MJ
IGCT
Relay
7. 5A
IGCT
NO. 5
∗1 : Before Sep. 2013 Production
∗2 : From Sep. 2013 Production
A53
Junction
Connector
(LHD)
LG
W(RHD)
V(RHD)
W(LHD)
V(LHD)
A6
A1

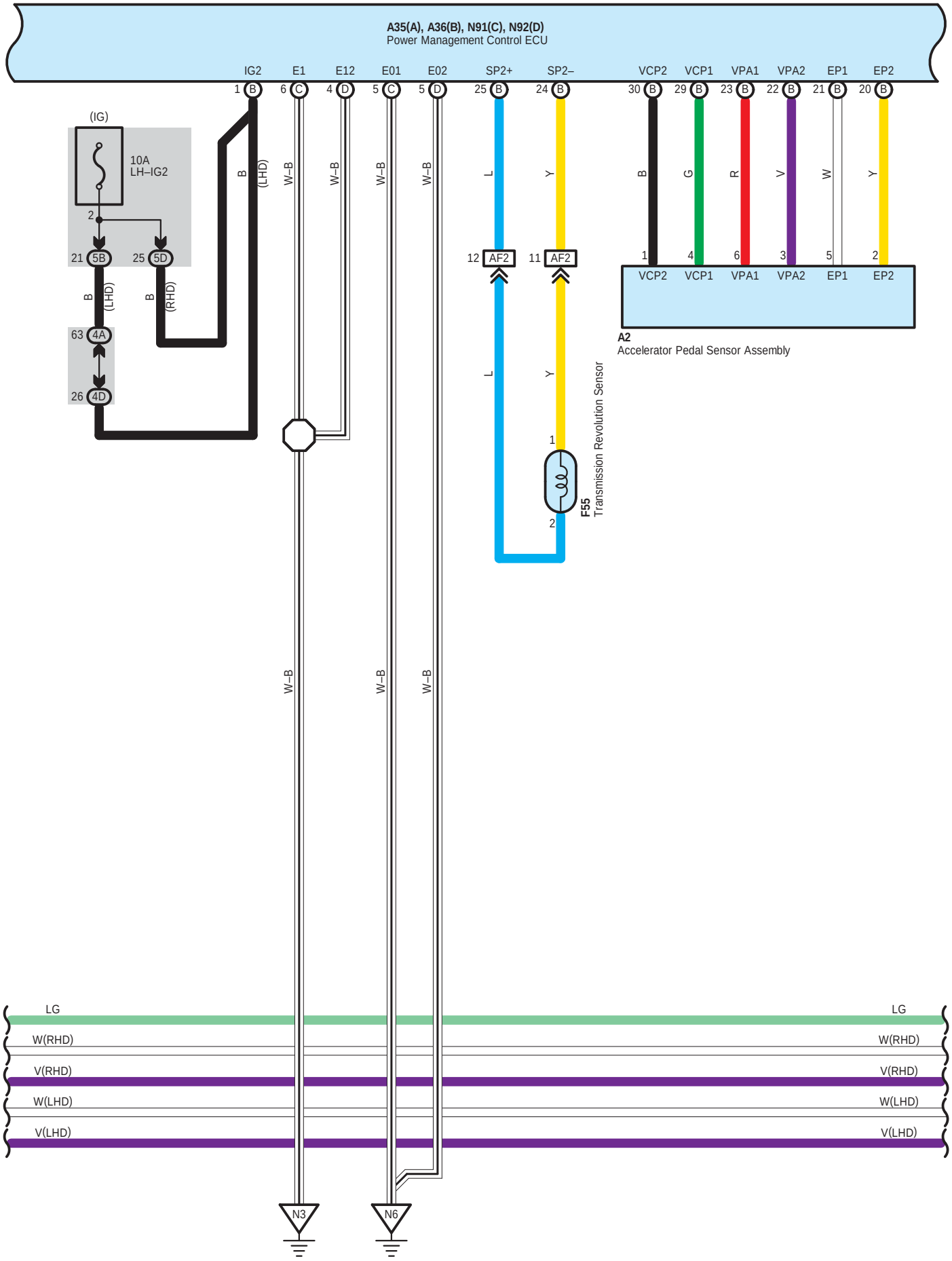
A35(A), A36(B), N91(C), N92(D)
Power Management Control ECU
IG2
E1
E12
E01
E02
SP2+
SP2–
VCP2
VCP1
VPA1
VPA2
EP1
EP2
(IG)
10A
LH–IG2
5B
5D
4A
4D
AF2
F55
Transmission Revolution Sensor
A2
Accelerator Pedal Sensor Assembly
LG
W(RHD)
V(RHD)
W(LHD)
V(LHD)
N3
N6

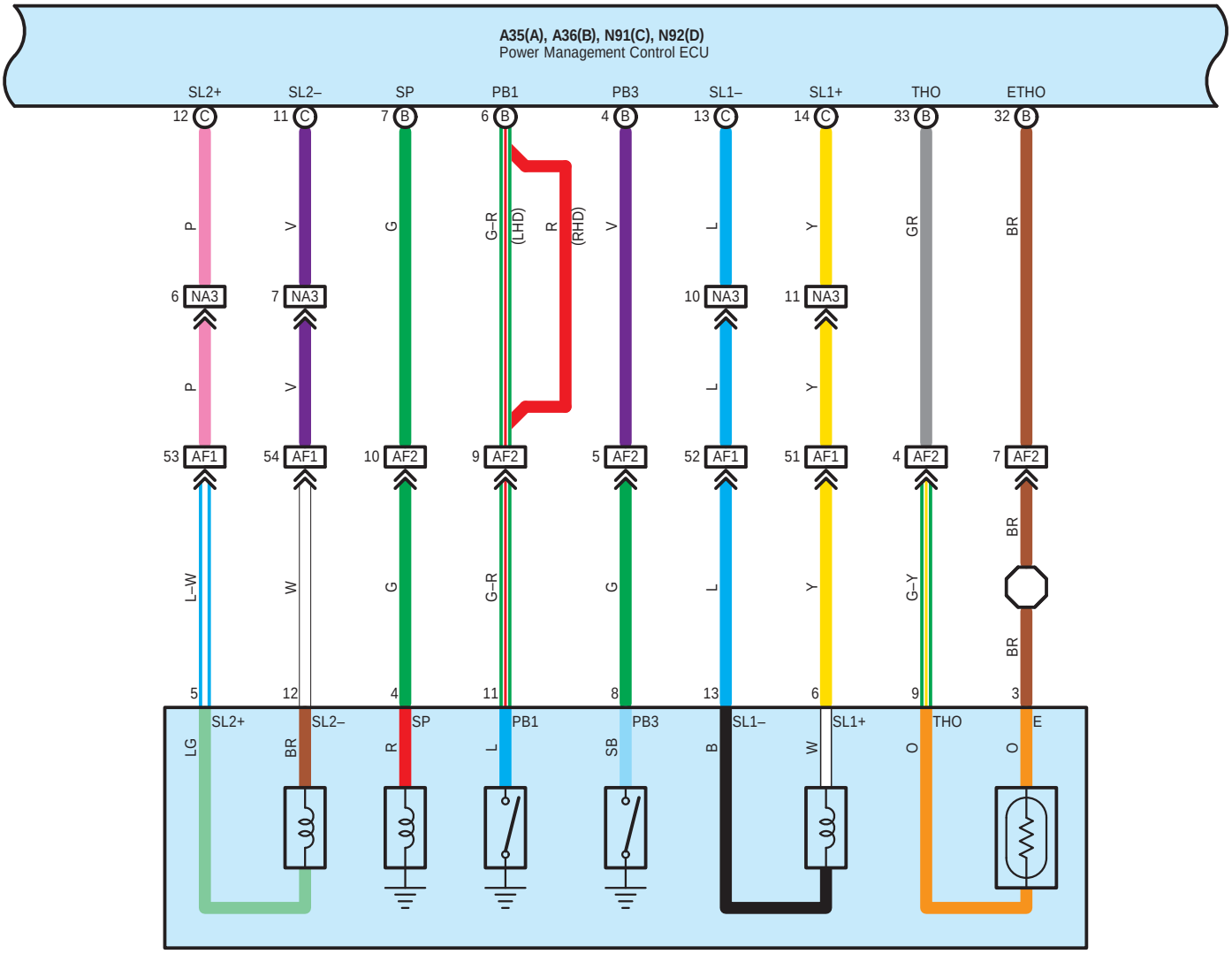

F52
Hybrid Vehicle Transmission (Transmission Wire)

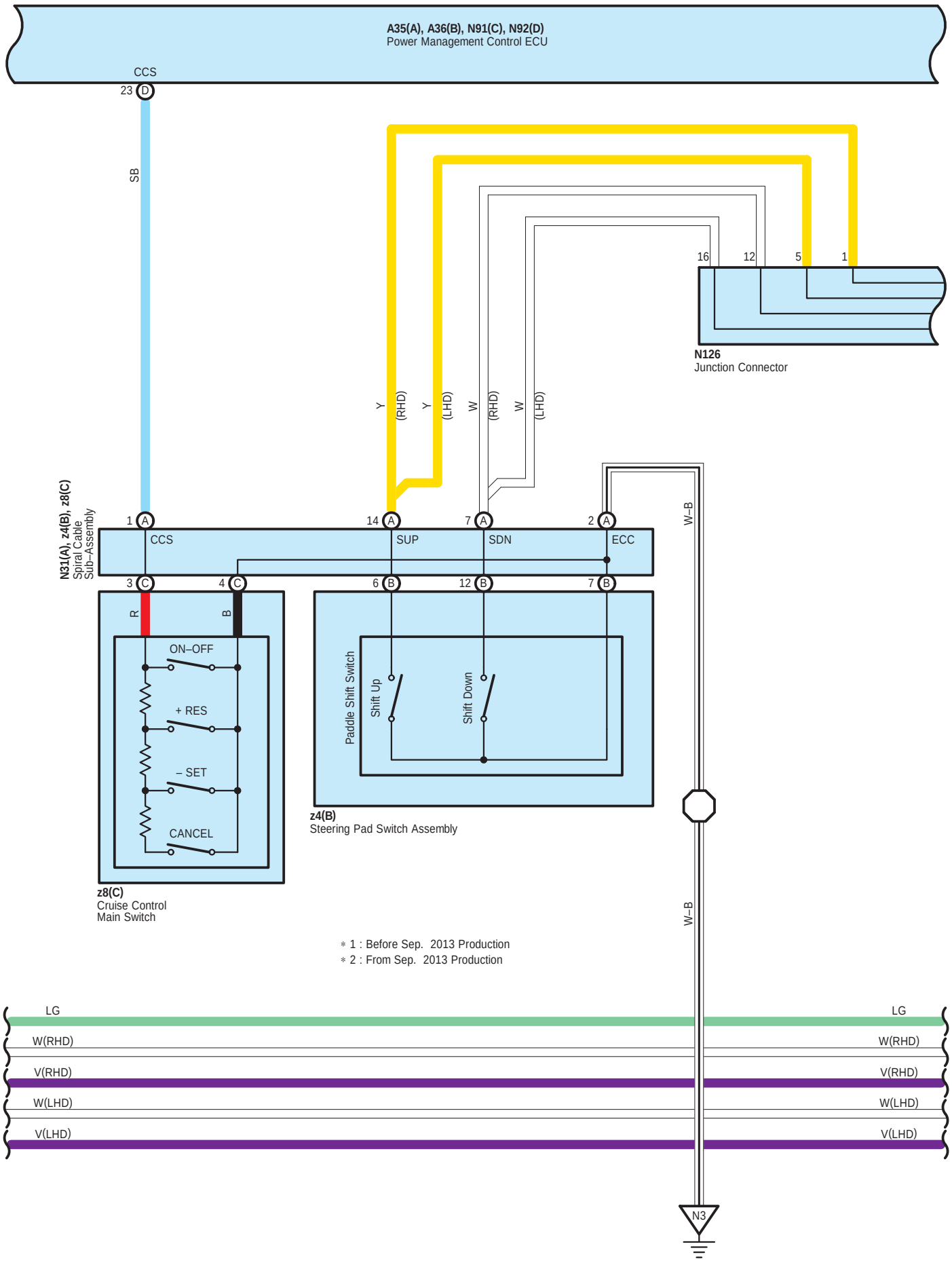
A35(A), A36(B), N91(C), N92(D)
Power Management Control ECU
CCS
23 D
SB
16
12
5
1
N126
Junction Connector
Y (RHD)
Y (LHD)
W (RHD)
W (LHD)
N31(A), z4(B), z8(C)
Spiral Cable
Sub–Assembly
1 A
CCS
14 A
SUP
7 A
SDN
2 A
ECC
W–B
3 C
4 C
6 B
12 B
7 B
R
B
ON–OFF
+ RES
– SET
CANCEL
Paddle Shift Switch
Shift Up
Shift Down
z4(B)
Steering Pad Switch Assembly
z8(C)
Cruise Control
Main Switch
W–B
∗ 1 : Before Sep. 2013 Production
∗ 2 : From Sep. 2013 Production
LG
W(RHD)
V(RHD)
W(LHD)
V(LHD)
N3

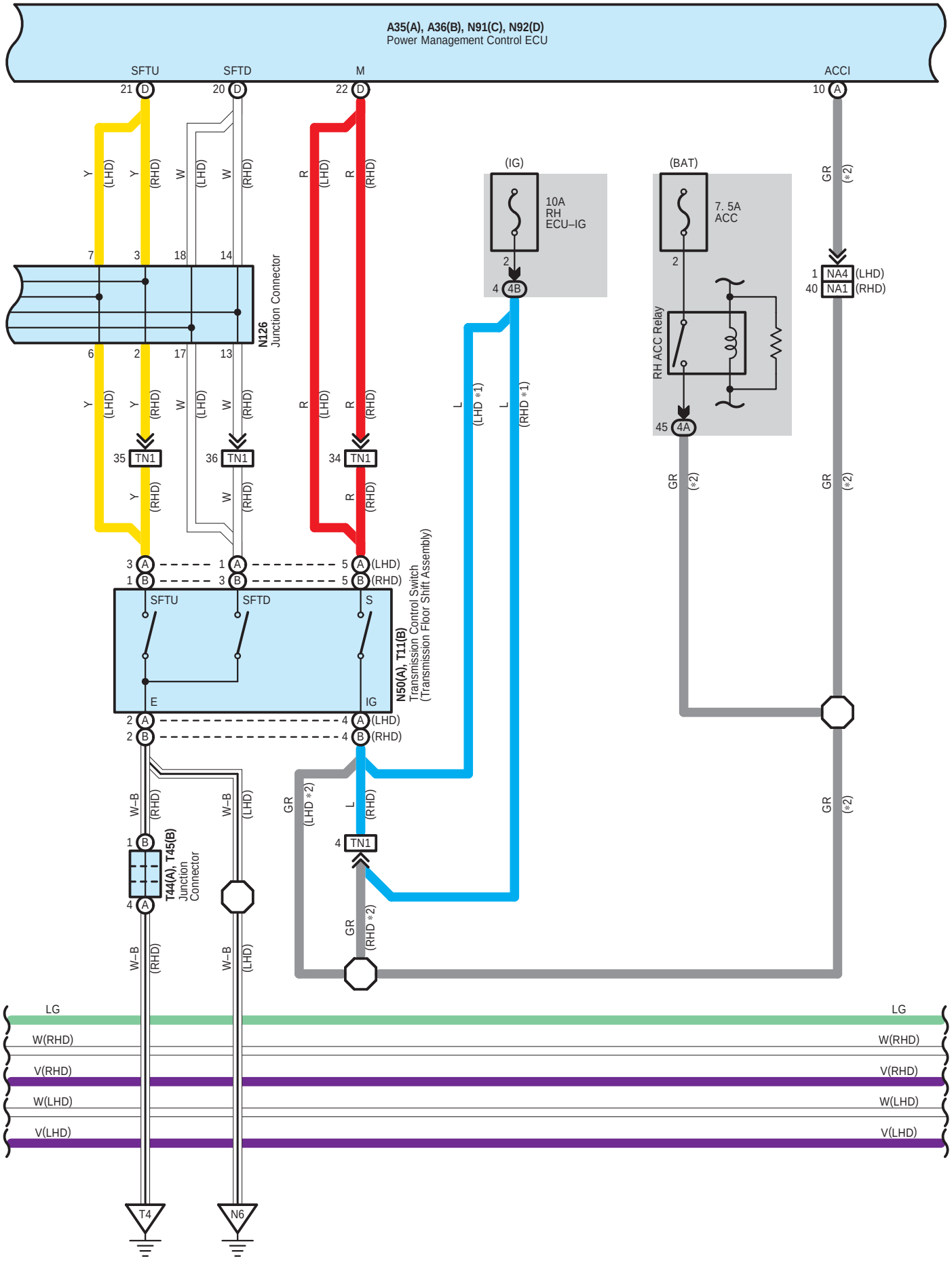
A35(A), A36(B), N91(C), N92(D)
Power Management Control ECU
SFTU
SFTD
M
ACCI
N126
Junction Connector
(IG)
10A
RH
ECU–IG
(BAT)
7. 5A
ACC
RH ACC Relay
N50(A), T11(B)
Transmission Control Switch
(Transmission Floor Shift Assembly)
T44(A), T45(B)
Junction
Connector
T4
N6
LG
W(RHD)
V(RHD)
W(LHD)
V(LHD)

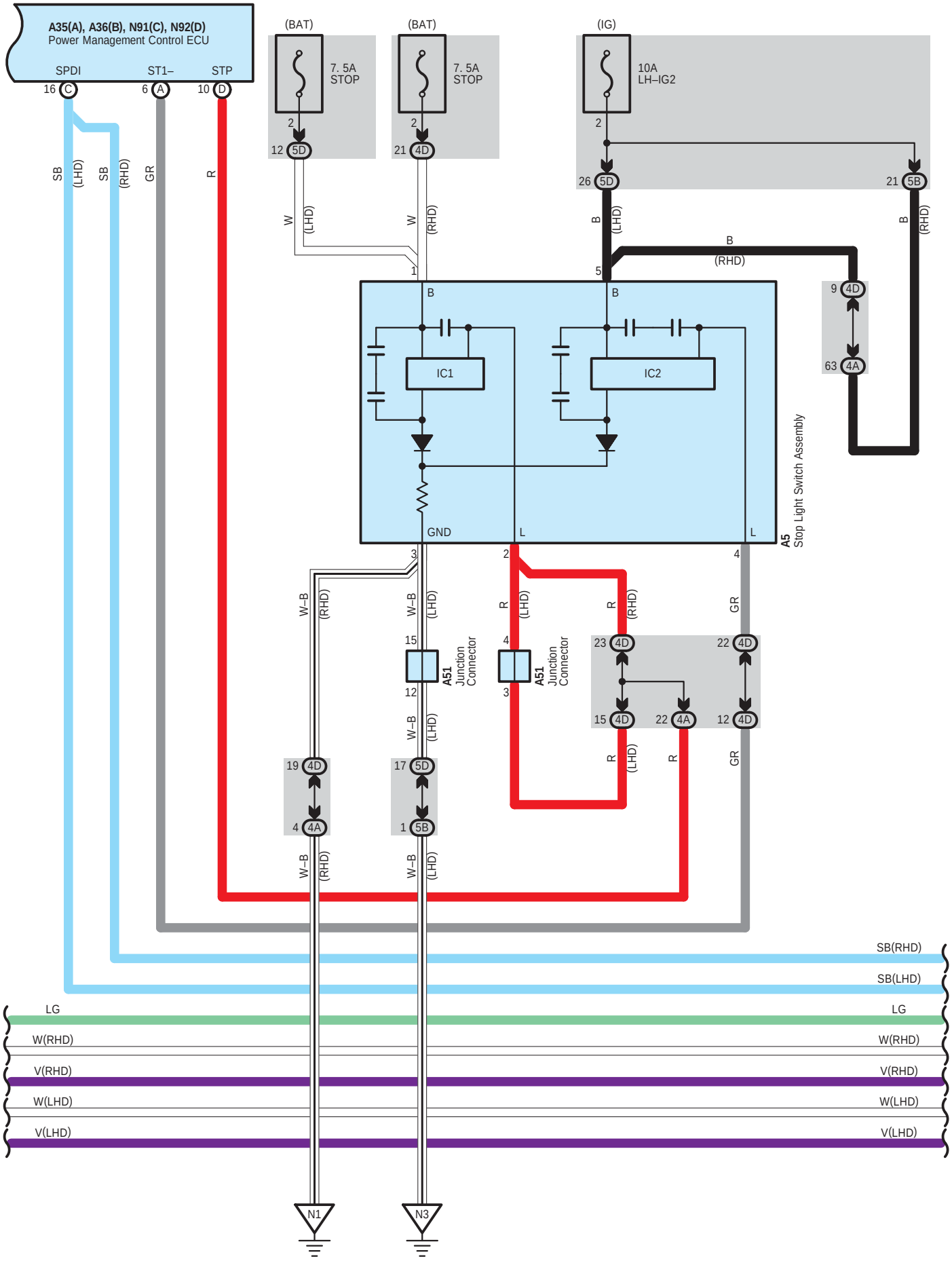
A35(A), A36(B), N91(C), N92(D)
Power Management Control ECU
SPDI
ST1–
STP
16 C
6 A
10 D
(BAT)
7. 5A
STOP
12 5D
2
(BAT)
7. 5A
STOP
21 4D
(IG)
10A
LH–IG2
26 5D
21 5B
SB (LHD)
SB (RHD)
GR
R
W (LHD)
W (RHD)
B (LHD)
B (RHD)
1
5
B
IC1
IC2
9 4D
63 4A
GND
L
A5
Stop Light Switch Assembly
3
2
4
W–B (RHD)
W–B (LHD)
R (LHD)
R (RHD)
GR
15
12
A51
Junction
Connector
4
3
23 4D
22 4D
15 4D
22 4A
12 4D
19 4D
4 4A
17 5D
1 5B
SB(RHD)
SB(LHD)
LG
W(RHD)
V(RHD)
W(LHD)
V(LHD)
N1
N3

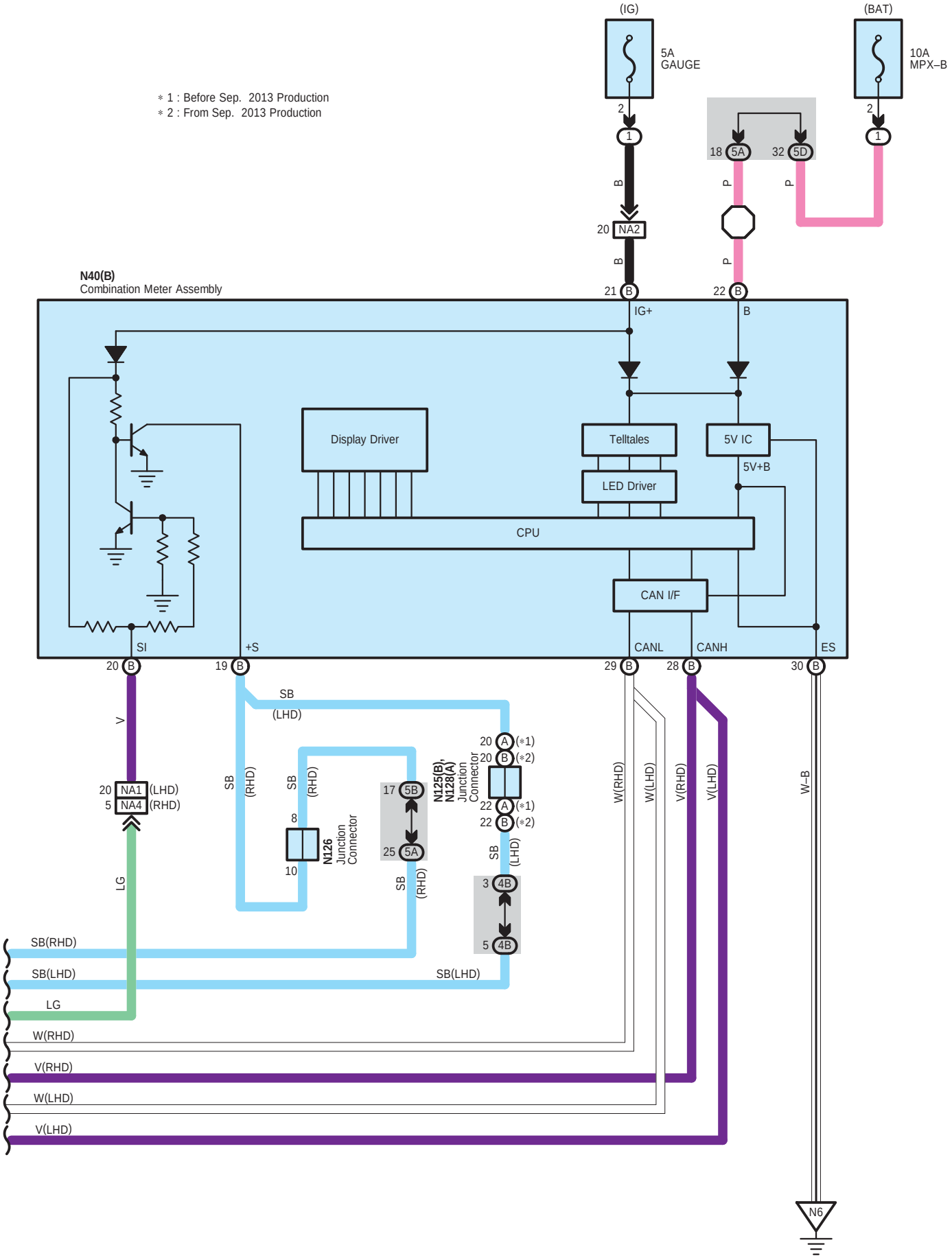
(IG)
5A
GAUGE
(BAT)
10A
MPX–B
∗1 : Before Sep. 2013 Production
∗2 : From Sep. 2013 Production
N40(B)
Combination Meter Assembly
IG+
B
Display Driver
Telltales
5V IC
5V+B
LED Driver
CPU
CAN I/F
SI
+S
CANL
CANH
ES
SB
(LHD)
(RHD)
N126
Junction
Connector
N125(B),
N128(A)
Junction
Connector
NA1
NA4
NA2
W(RHD)
W(LHD)
V(RHD)
V(LHD)
W–B
SB(RHD)
SB(LHD)
LG
N6

A 2
Black



A 5
White

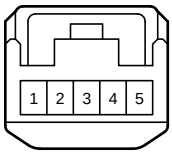

A 14
Black

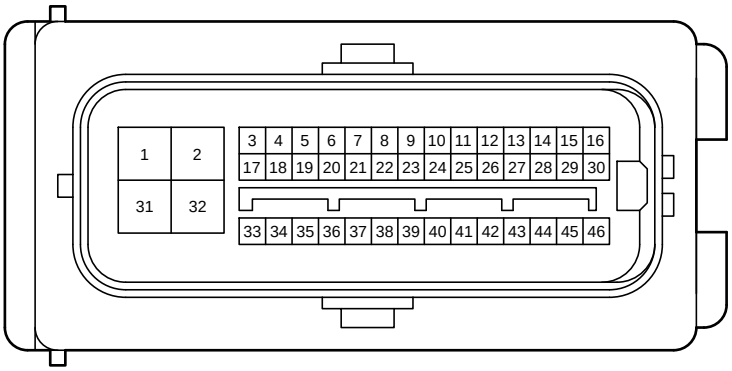

A 16
Gray

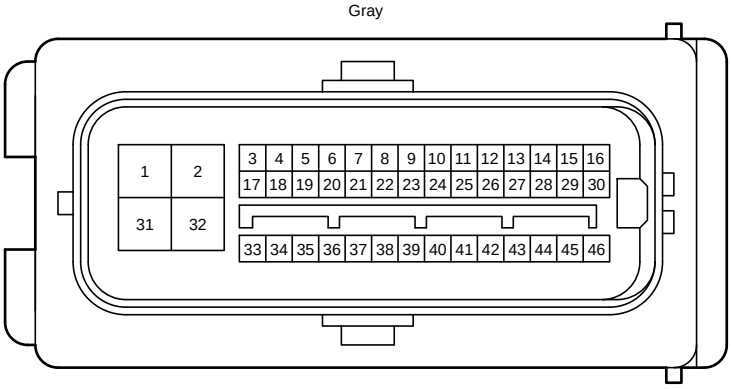

A 20
Black

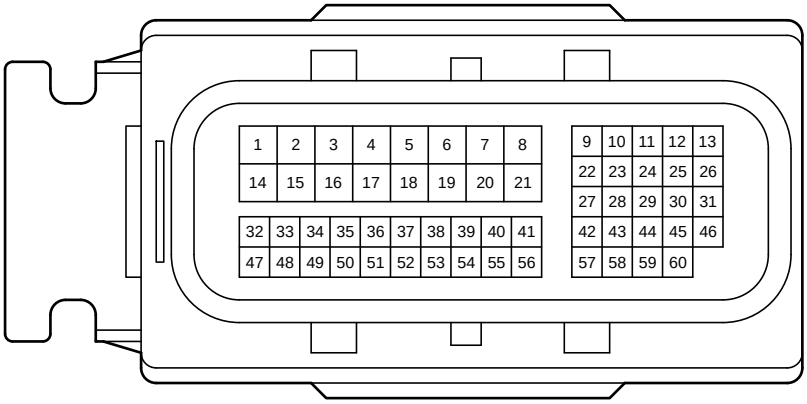

A 35
Gray

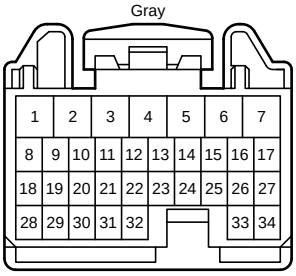

A 36
Gray

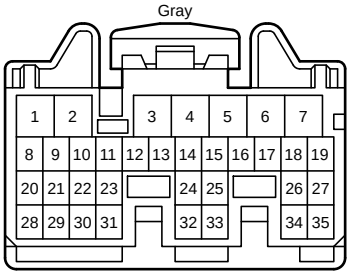

A 51
Blue

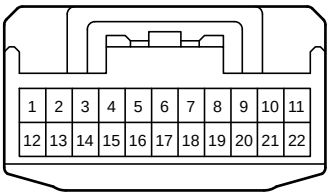

A 53
White

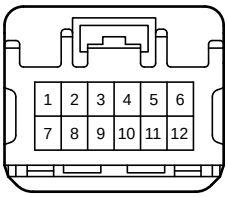

A 57
Blue

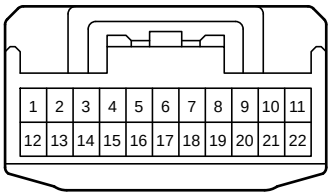

A 76
Black

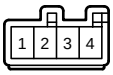

F 5
Black

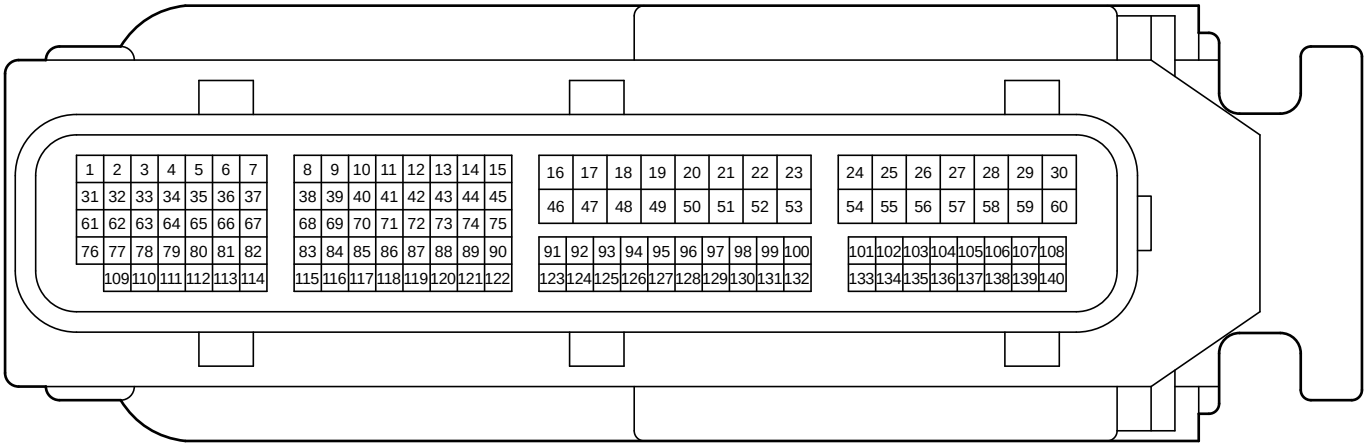

F 24
Black

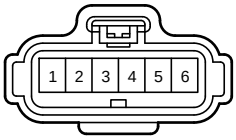

F 52
Gray

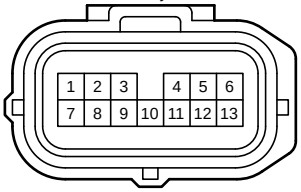

F 55
Black

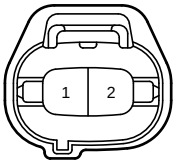

F 65
Gray

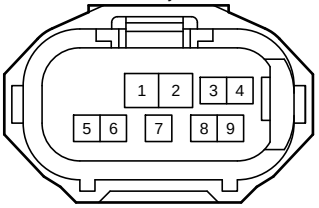

F 66
Gray



N 20
Black

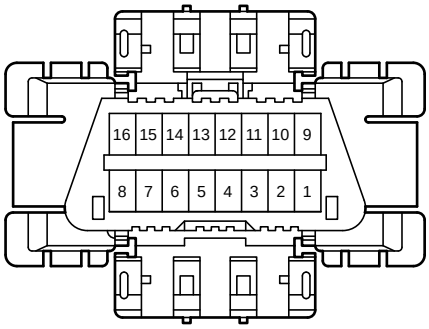

N 31
Black

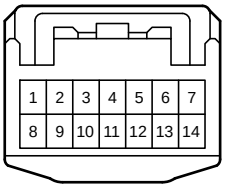

N 40
Black

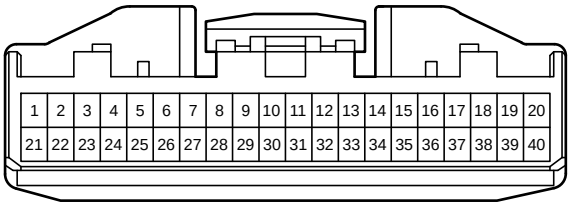

N 50
White

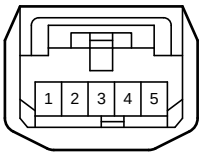

N 82
White

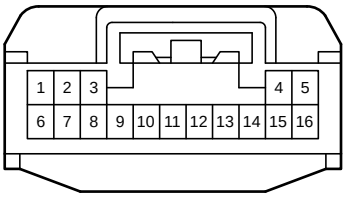

N 91
Gray

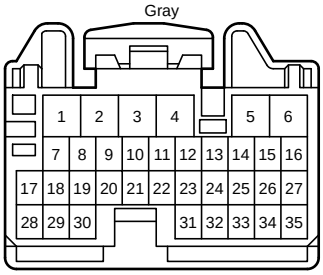

N 92
Gray

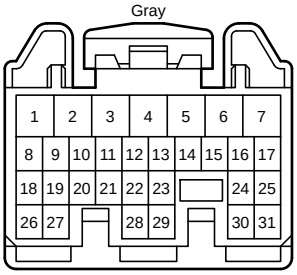

N107
White

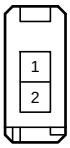

N109
White

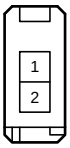

N112
White

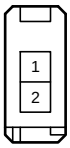

N113
White

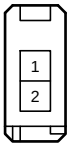

N114
White

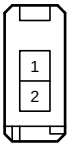

N115
White

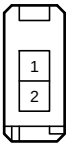

N116
White

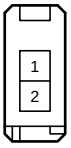

N119
White

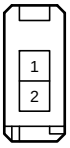

N120
White

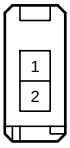

N121
White

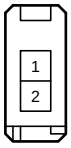

N125
Blue

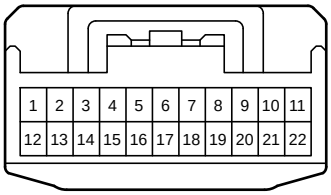

N126
Blue

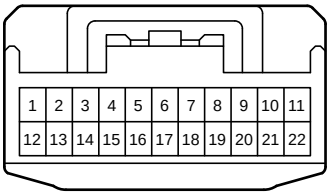

N128
Blue

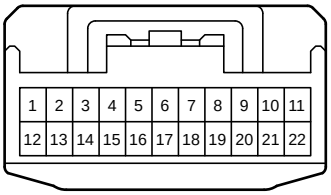

N130
Black

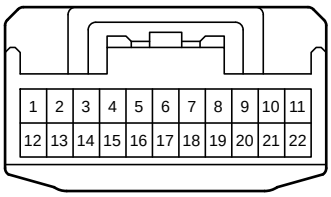

N132
Black

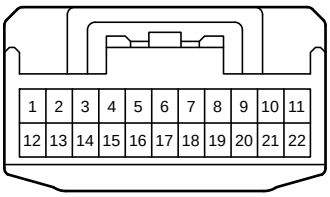

N134
Black

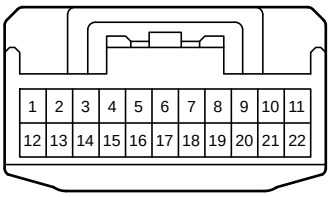

N165
Black

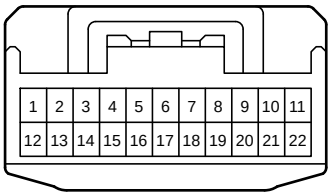

T 11
White

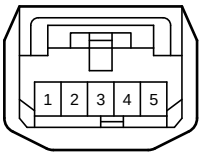

T 44
Blue



T 45
Blue



U 50
White

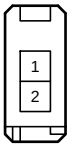

U 51
White

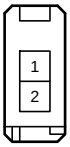

z 4
Black

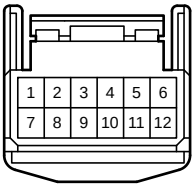

z 8
White

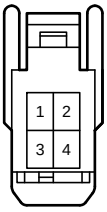

1D
White

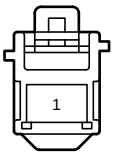

1E
White

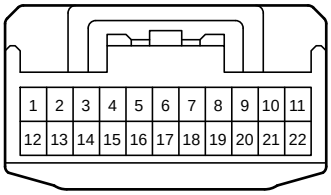

1F
White

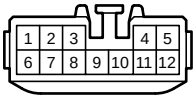

4A
White

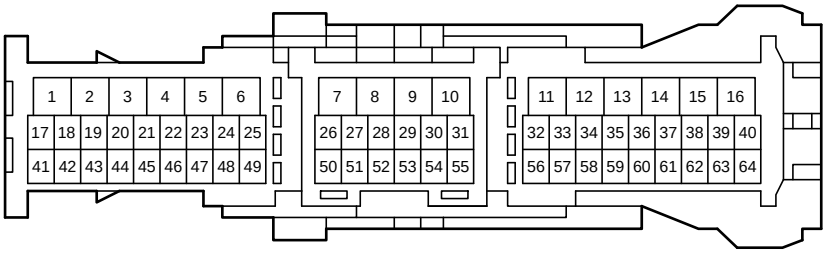

4B
White

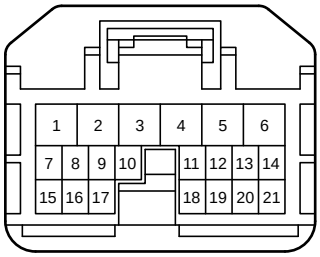

4D
White

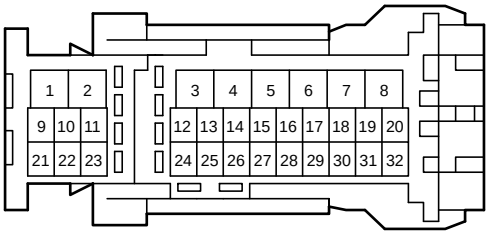

5A
White

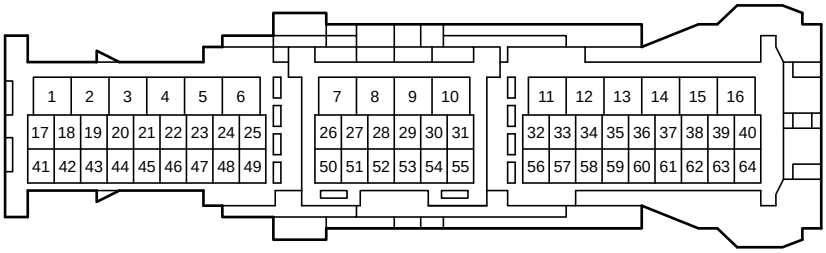

5B
White

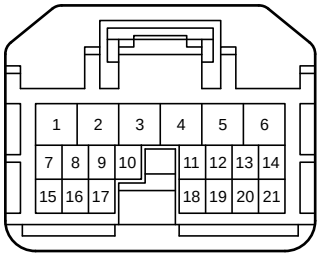

5D
White

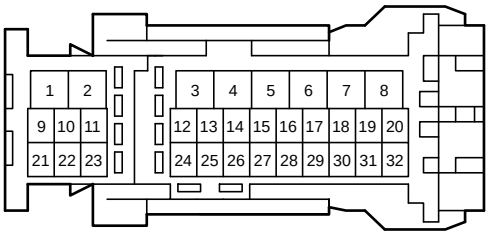

AF1
White

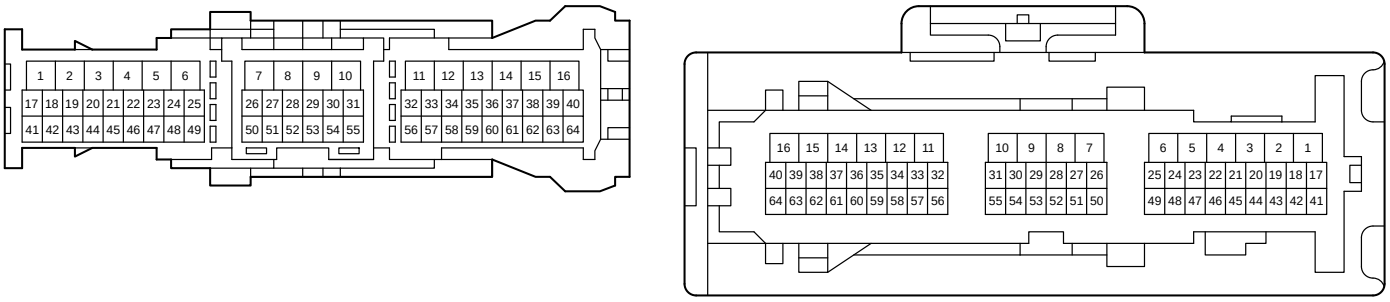

AF2
White

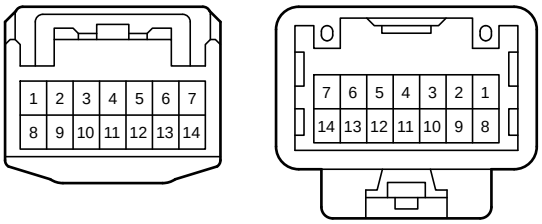

AU1
White

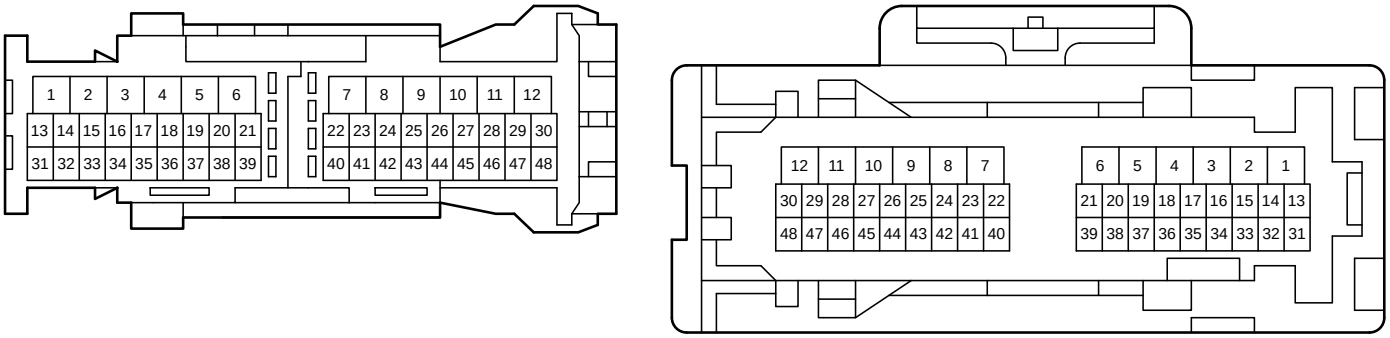

NA1
White

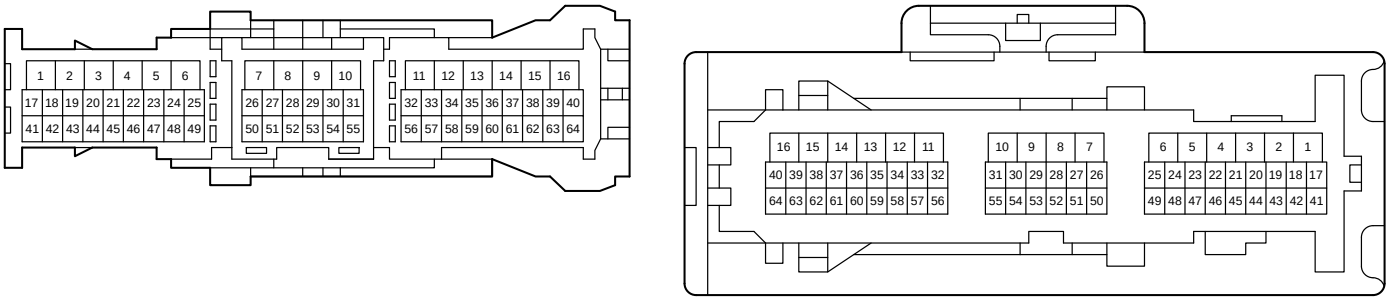

NA2
White

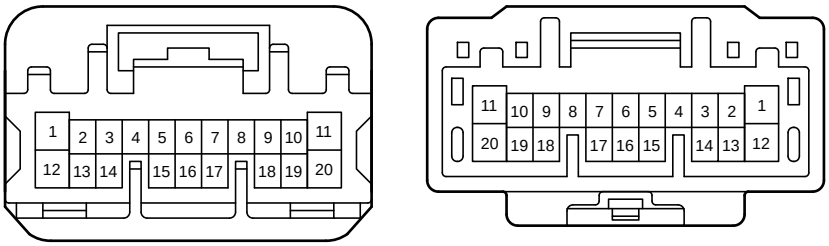

NA3
White

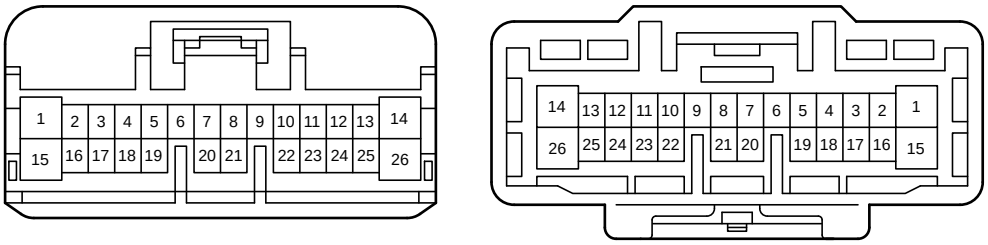

NA4
Gray

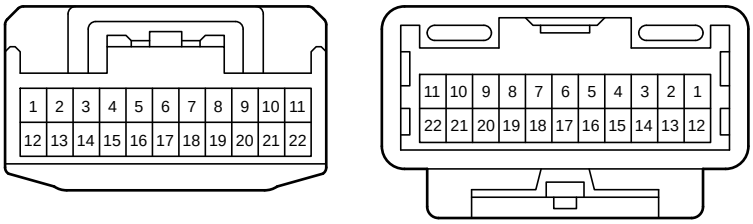

NU2
White

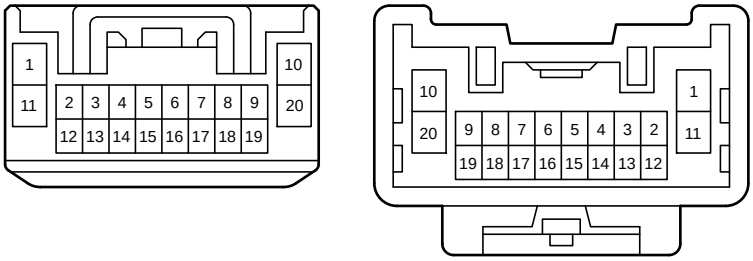

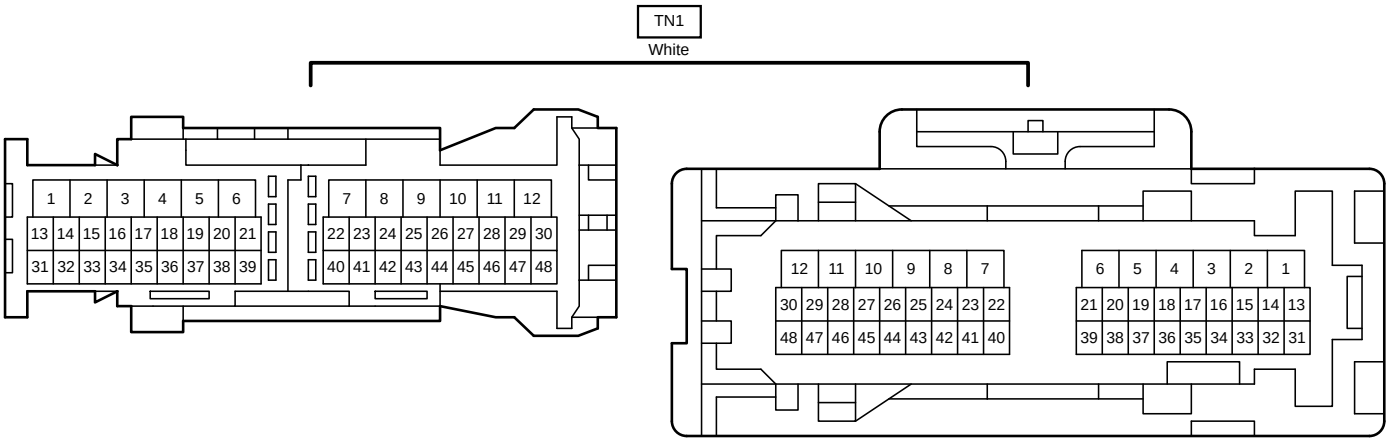
TN1
White
1 2 3 4 5 6 7 8 9 10 11 12
13 14 15 16 17 18 19 20 21 22 23 24 25 26 27 28 29 30
31 32 33 34 35 36 37 38 39 40 41 42 43 44 45 46 47 48
12 11 10 9 8 7 6 5 4 3 2 1
30 29 28 27 26 25 24 23 22 21 20 19 18 17 16 15 14 13
48 47 46 45 44 43 42 41 40 39 38 37 36 35 34 33 32 31