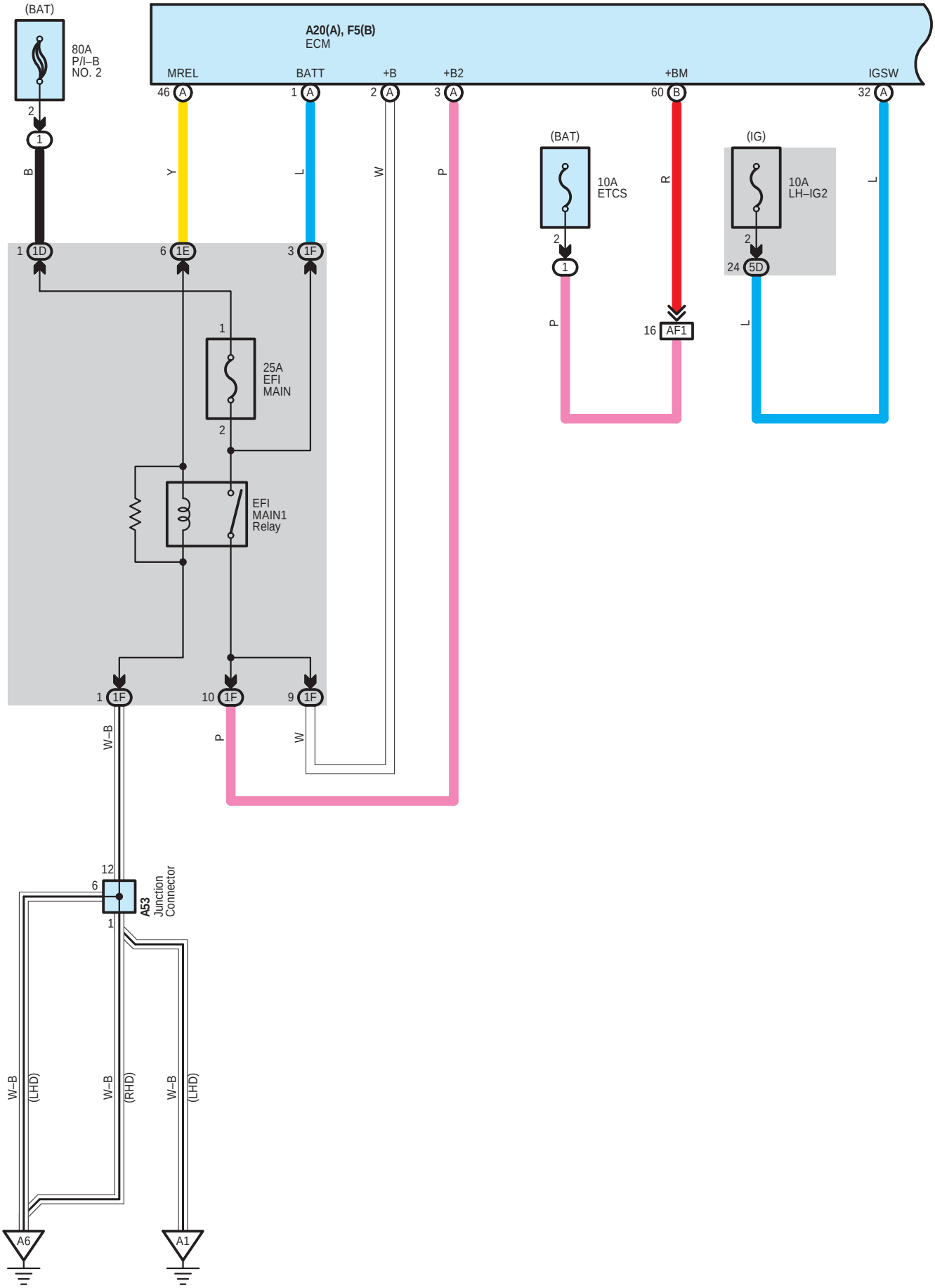
(BAT)
80A
P/I–B
NO. 2
A20(A), F5(B)
ECM
MREL
BATT
+B
+B2
+BM
IGSW
46 A
1 A
2 A
3 A
60 B
32 A
B
Y
L
W
P
R
L
(BAT)
10A
ETCS
(IG)
10A
LH–IG2
1 1D
6 1E
3 1F
25A
EFI
MAIN
EFI
MAIN1
Relay
16 AF1
24 5D
1 1F
10 1F
9 1F
W–B
P
W
12
6
A53
Junction
Connector
1
W–B
(LHD)
W–B
(RHD)
W–B
(LHD)
A6
A1

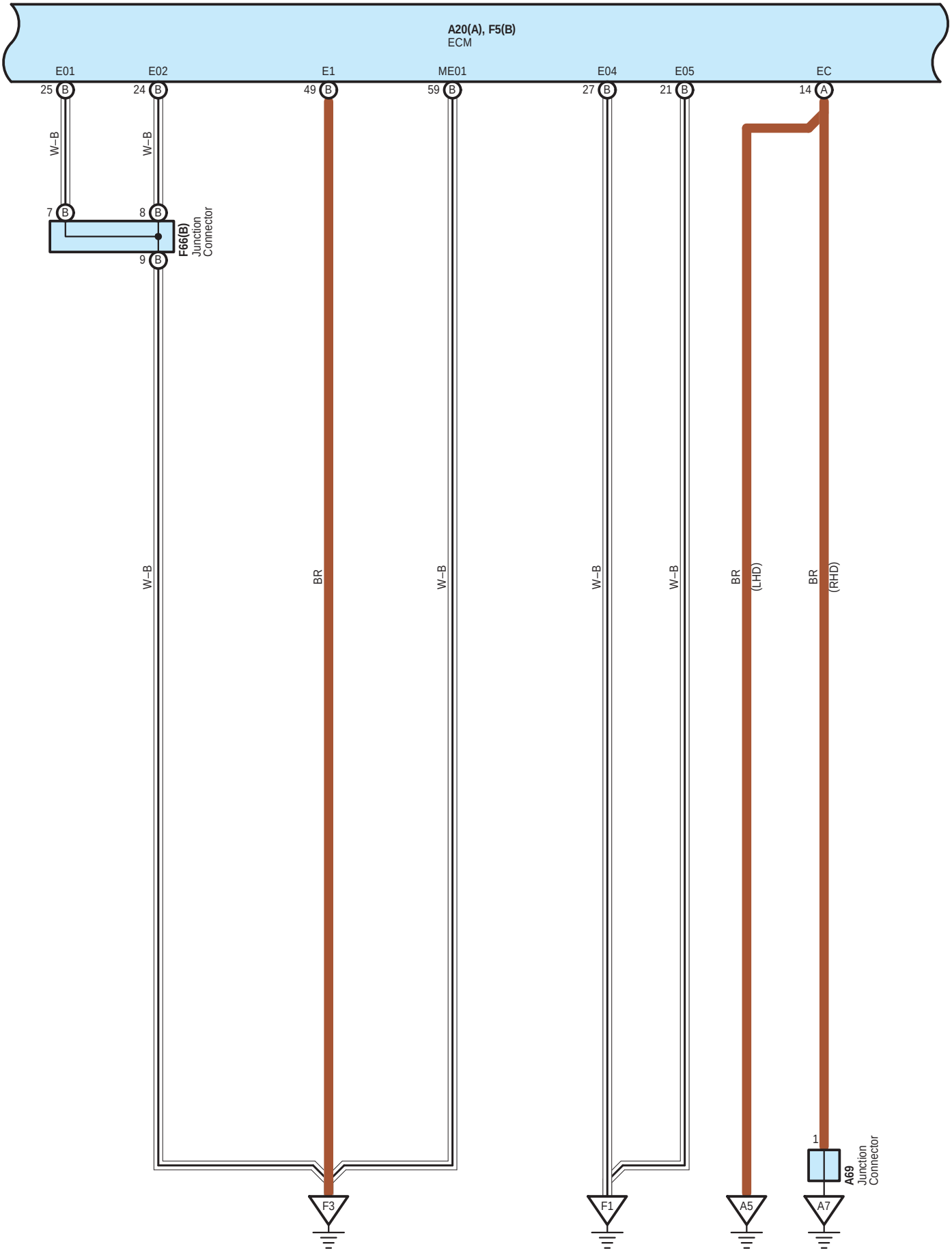
A20(A), F5(B)
ECM
E01
E02
E1
ME01
E04
E05
EC
25 B
24 B
49 B
59 B
27 B
21 B
14 A
W–B
W–B
7 B
8 B
9 B
F66(B)
Junction
Connector
W–B
BR
W–B
W–B
W–B
BR
(LHD)
BR
(RHD)
1
A69
Junction
Connector
F3
F1
A5
A7

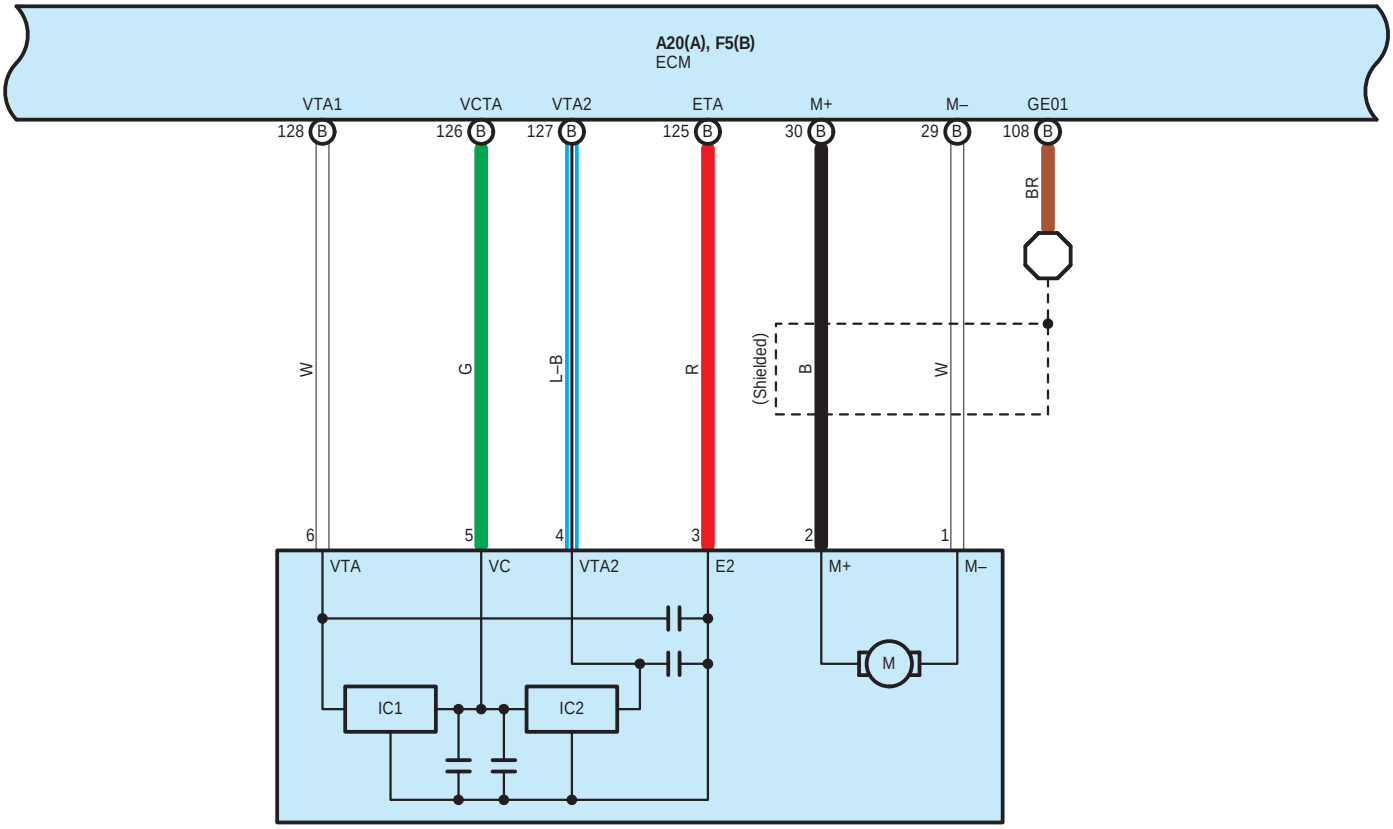

F24
Throttle Body with Motor Assembly

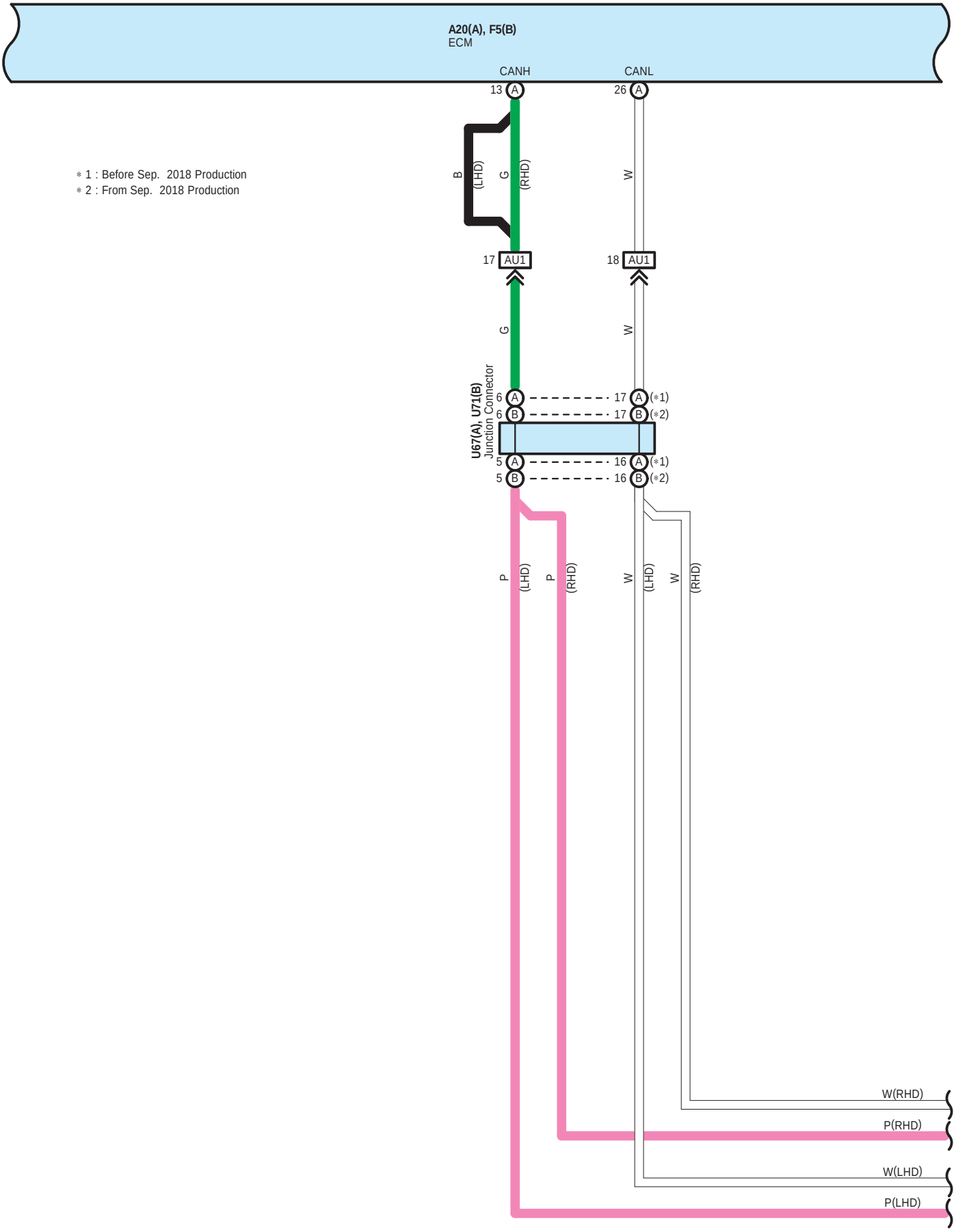

* 1 : Before Sep. 2018 Production
* 2 : From Sep. 2018 Production

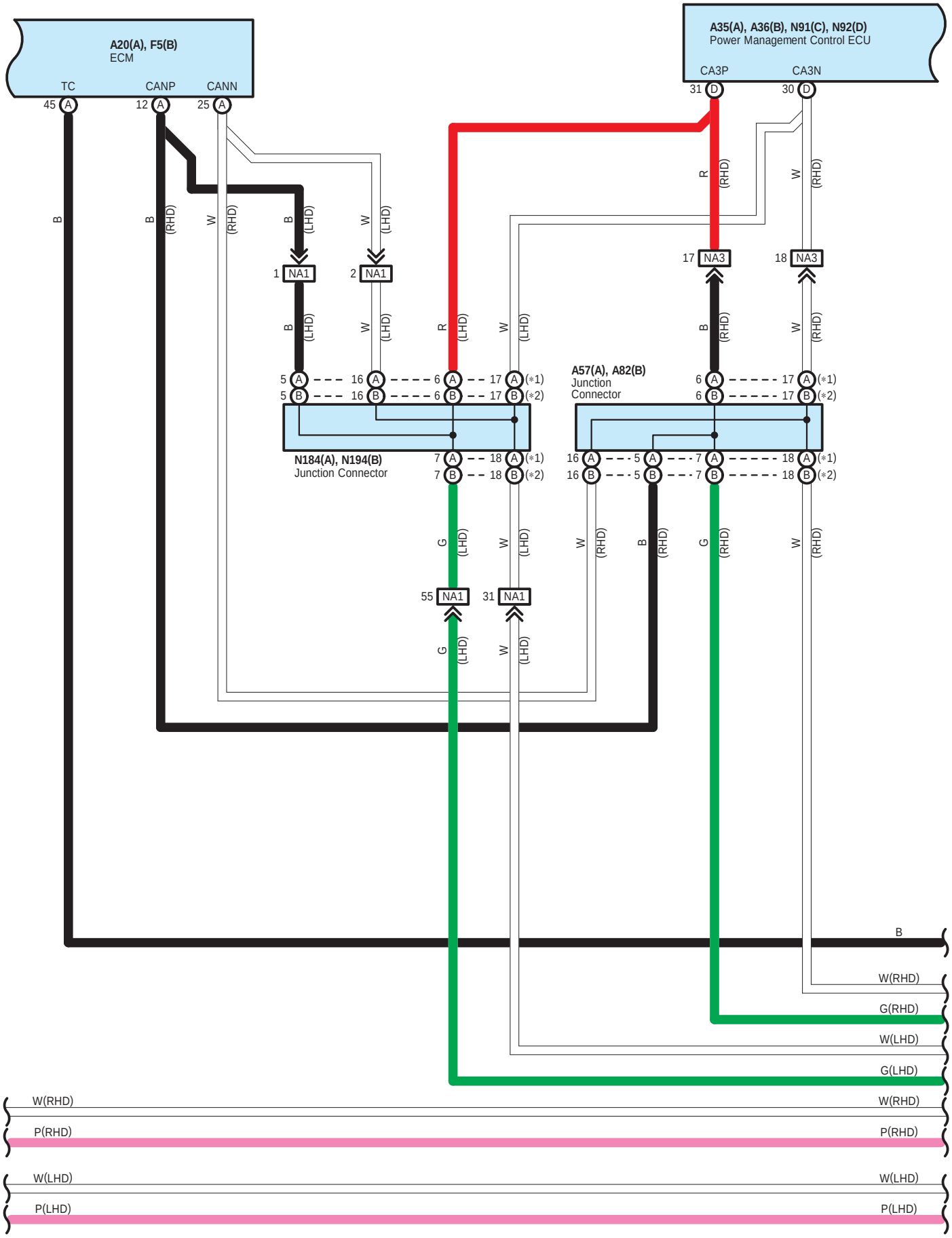
A20(A), F5(B)
ECM
TC
CANP
CANN
45 A
12 A
25 A
A35(A), A36(B), N91(C), N92(D)
Power Management Control ECU
CA3P
CA3N
31 D
30 D
B
B (RHD)
W (RHD)
B (LHD)
W (LHD)
R (RHD)
W (RHD)
1 NA1
2 NA1
17 NA3
18 NA3
B (LHD)
W (LHD)
R (LHD)
W (LHD)
B (RHD)
W (RHD)
5 A
5 B
16 A
16 B
6 A
6 B
17 A (*1)
17 B (*2)
A57(A), A82(B)
Junction
Connector
6 A
6 B
17 A (*1)
17 B (*2)
N184(A), N194(B)
Junction Connector
7 A
7 B
18 A (*1)
18 B (*2)
16 A
16 B
5 A
5 B
7 A
7 B
18 A (*1)
18 B (*2)
G (LHD)
W (LHD)
W (RHD)
B (RHD)
G (RHD)
W (RHD)
55 NA1
31 NA1
G (LHD)
W (LHD)
B
W(RHD)
G(RHD)
W(LHD)
G(LHD)
W(RHD)
W(RHD)
P(RHD)
P(RHD)
W(LHD)
W(LHD)
P(LHD)
P(LHD)

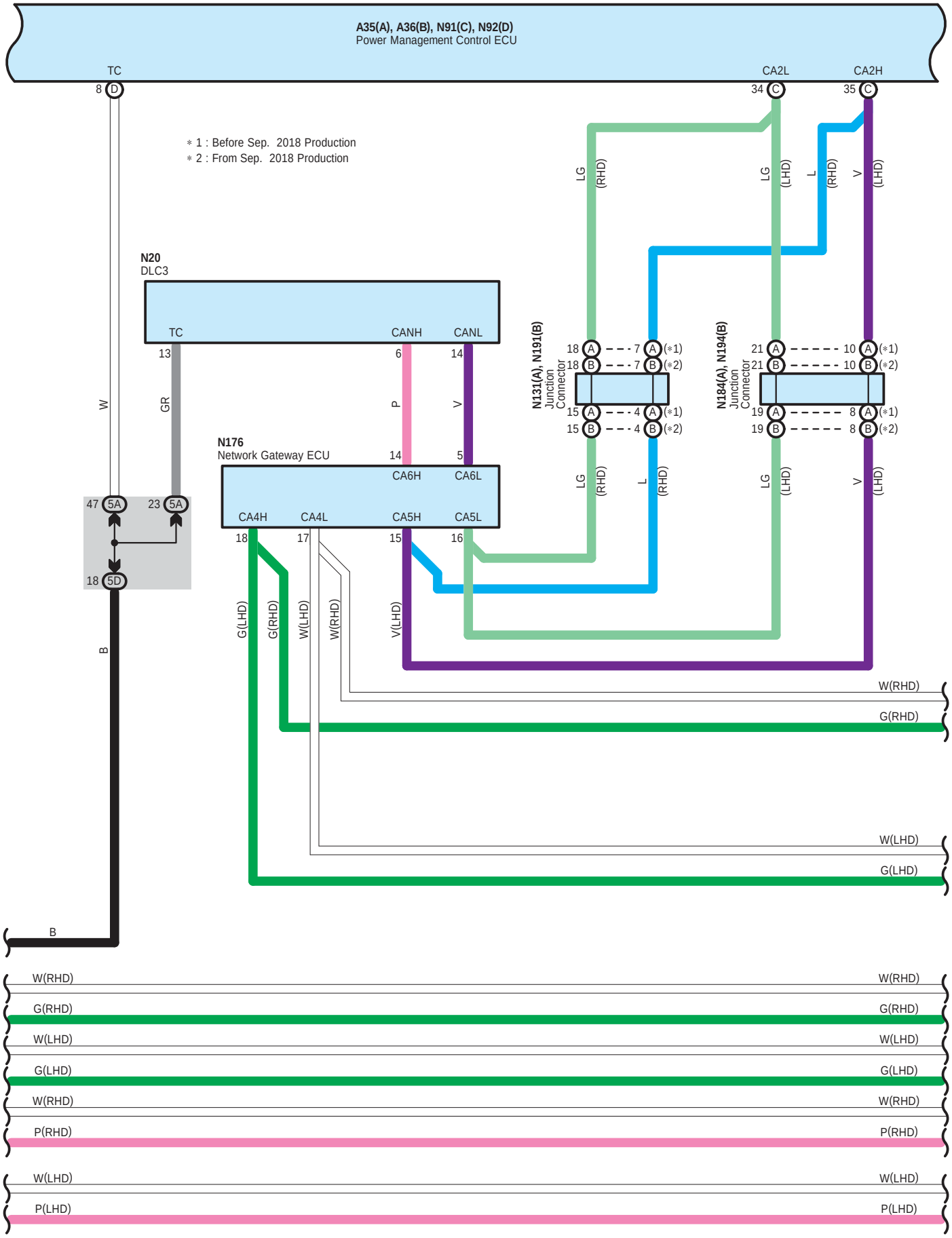
A35(A), A36(B), N91(C), N92(D)
Power Management Control ECU
TC
CA2L
CA2H
8 D
34 C
35 C
∗1 : Before Sep. 2018 Production
∗2 : From Sep. 2018 Production
N20
DLC3
TC
CANH
CANL
13
6
14
W
GR
P
V
N176
Network Gateway ECU
14
5
CA6H
CA6L
47 5A
23 5A
18 5D
CA4H
CA4L
CA5H
CA5L
18
17
15
16
B
G(LHD)
G(RHD)
W(LHD)
W(RHD)
V(LHD)
LG
(RHD)
L
(LHD)
N131(A), N191(B)
Junction Connector
18 A
18 B
7 A (∗1)
7 B (∗2)
15 A
15 B
4 A (∗1)
4 B (∗2)
N184(A), N194(B)
Junction Connector
21 A
21 B
10 A (∗1)
10 B (∗2)
19 A
19 B
8 A (∗1)
8 B (∗2)
W(RHD)
G(RHD)
W(LHD)
G(LHD)
B
W(RHD)
G(RHD)
W(LHD)
G(LHD)
W(RHD)
P(RHD)
W(LHD)
P(LHD)

A35(A), A36(B), N91(C), N92(D)
Power Management Control ECU

∗ 1 : Before Sep. 2018 Production
∗ 2 : From Sep. 2018 Production

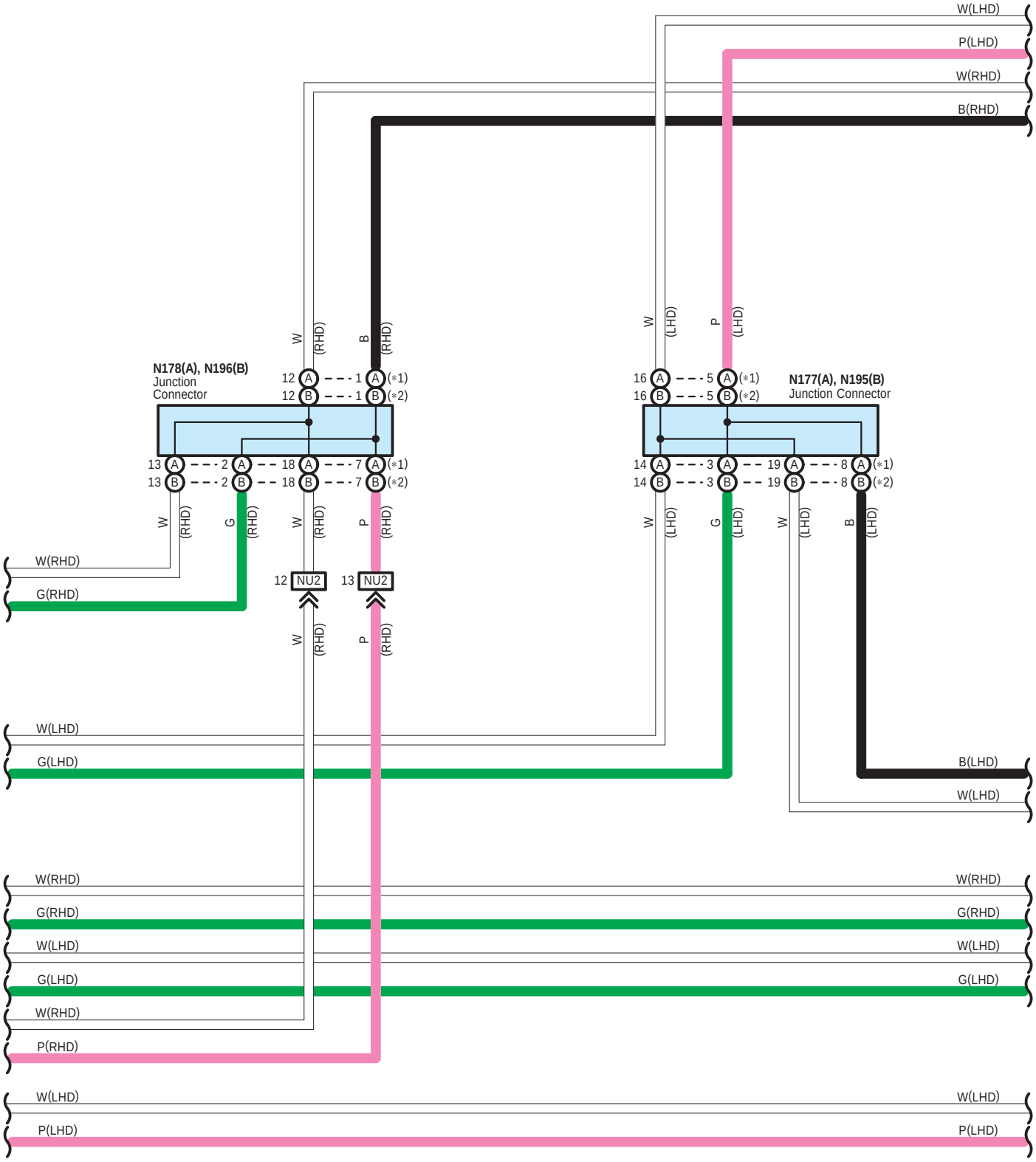

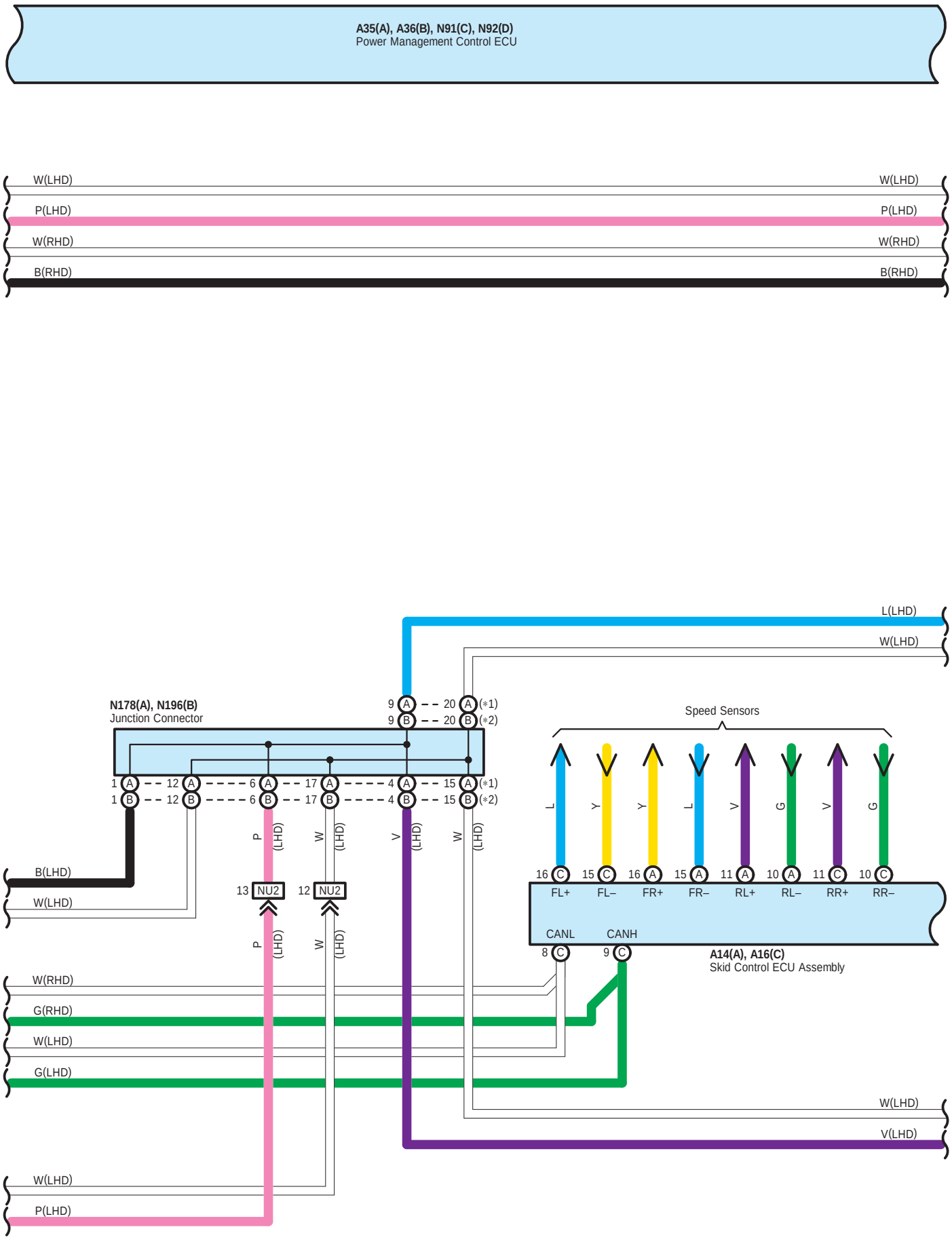
A35(A), A36(B), N91(C), N92(D)
Power Management Control ECU
W(LHD)
P(LHD)
W(RHD)
B(RHD)
L(LHD)
N178(A), N196(B)
Junction Connector
9 A 20 A (*1)
9 B 20 B (*2)
1 A 12 A 6 A 17 A 4 A 15 A (*1)
1 B 12 B 6 B 17 B 4 B 15 B (*2)
P (LHD)
W (LHD)
V (LHD)
W (LHD)
13 NU2
12 NU2
Speed Sensors
L
Y
Y
L
V
G
V
G
16 C FL+
15 C FL–
16 A FR+
15 A FR–
11 A RL+
10 A RL–
11 C RR+
10 C RR–
CANL
CANH
8 C
9 C
A14(A), A16(C)
Skid Control ECU Assembly
W(RHD)
G(RHD)
G(LHD)
V(LHD)

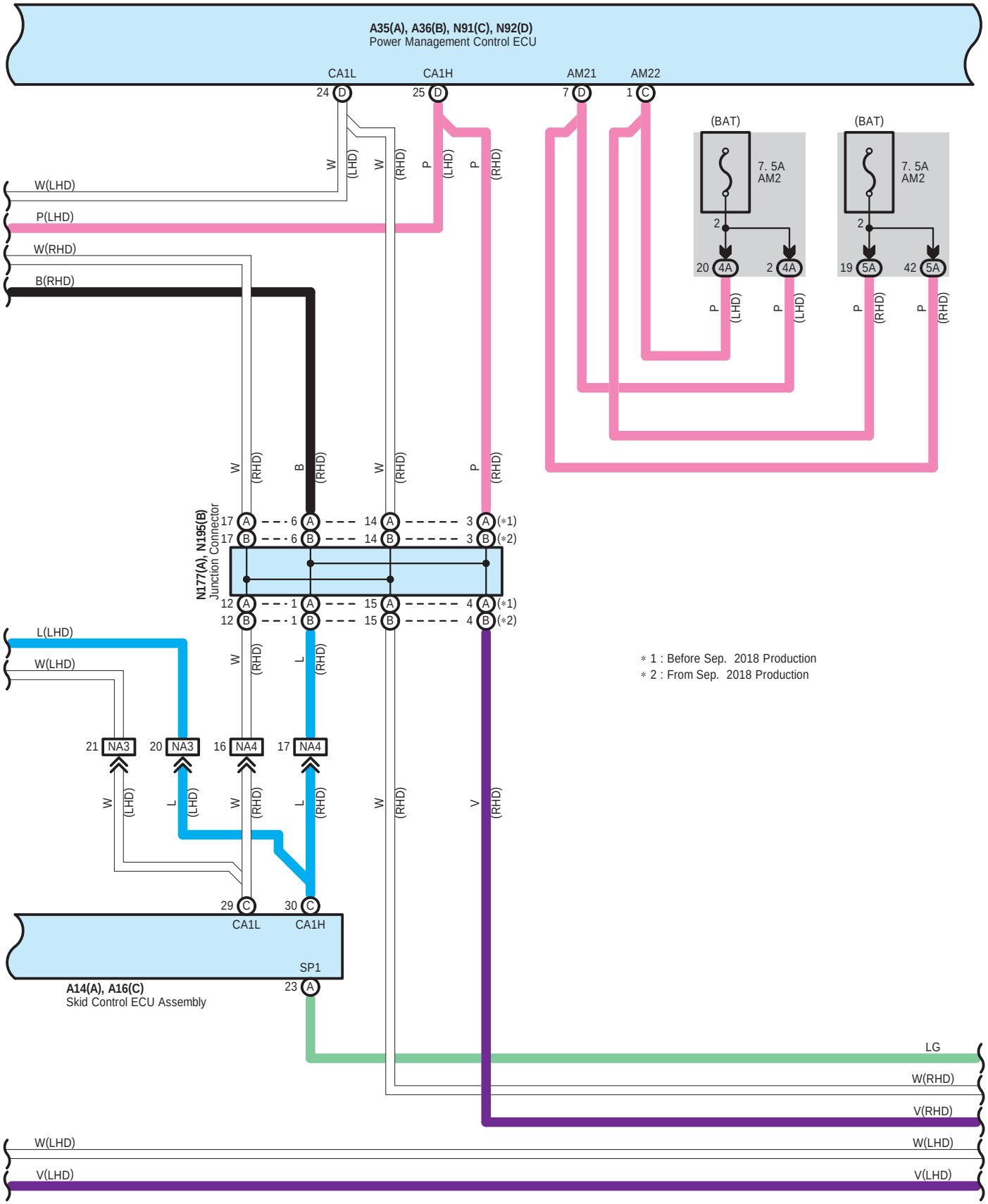
A35(A), A36(B), N91(C), N92(D)
Power Management Control ECU
CA1L
CA1H
AM21
AM22
24 D
25 D
7 D
1 C
(BAT)
7. 5A
AM2
2
20 4A
2 4A
19 5A
42 5A
W(LHD)
P(LHD)
W(RHD)
B(RHD)
W (LHD)
W (RHD)
P (LHD)
P (RHD)
B (RHD)
N177(A), N195(B)
Junction Connector
17 A
17 B
6 A
6 B
14 A
14 B
3 A (*1)
3 B (*2)
12 A
12 B
1 A
1 B
15 A
15 B
4 A (*1)
4 B (*2)
L(LHD)
L (RHD)
21 NA3
20 NA3
16 NA4
17 NA4
L (LHD)
V (RHD)
29 C
30 C
CA1L
CA1H
SP1
23 A
A14(A), A16(C)
Skid Control ECU Assembly
LG
V(RHD)
V(LHD)
* 1 : Before Sep. 2018 Production
* 2 : From Sep. 2018 Production

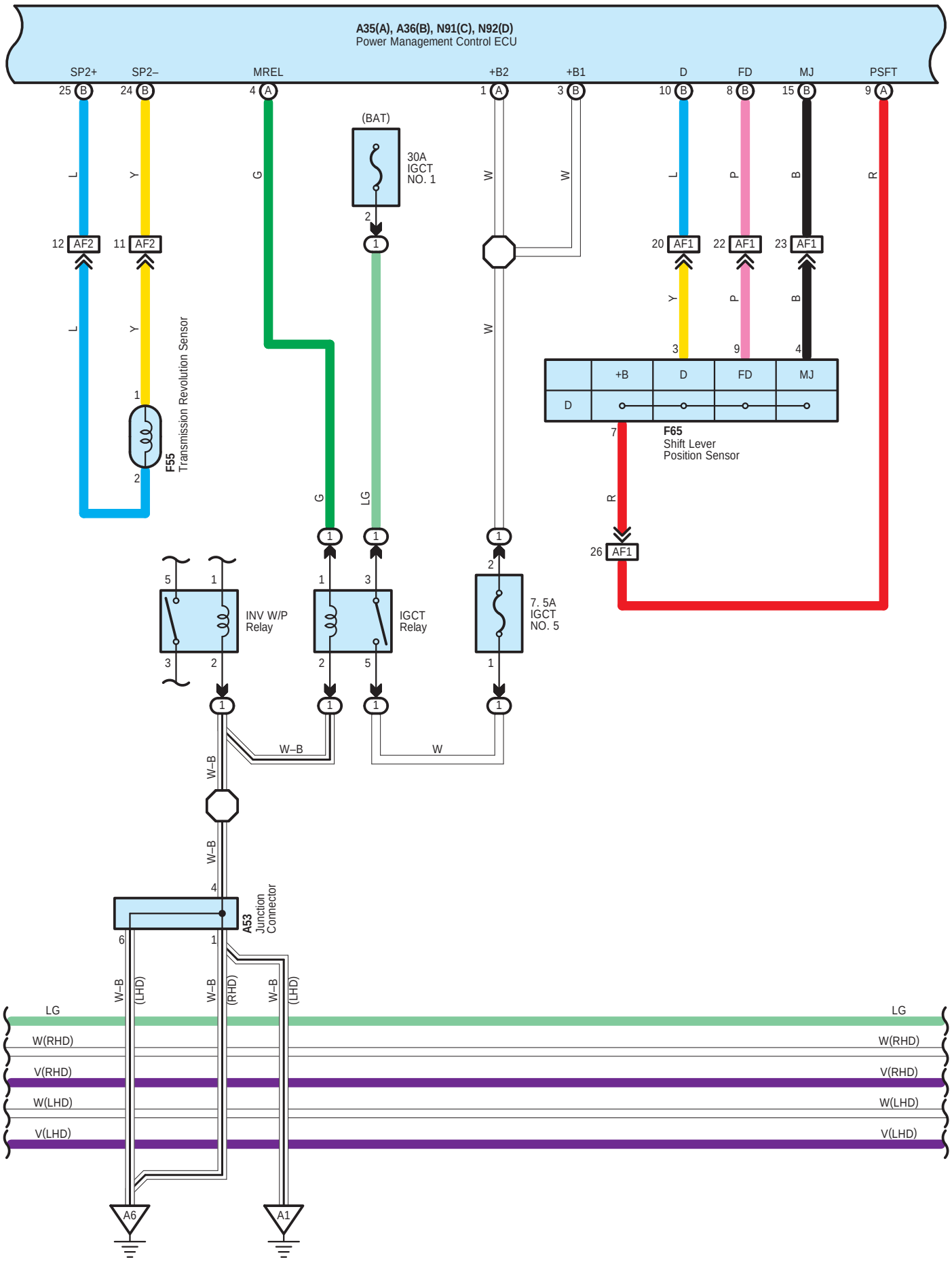
A35(A), A36(B), N91(C), N92(D)
Power Management Control ECU
SP2+
SP2–
MREL
+B2
+B1
D
FD
MJ
PSFT
(BAT)
30A
IGCT
NO. 1
F55
Transmission Revolution Sensor
F65
Shift Lever
Position Sensor
INV W/P
Relay
IGCT
Relay
7. 5A
IGCT
NO. 5
A53
Junction
Connector
W(RHD)
V(RHD)
W(LHD)
V(LHD)
A6
A1

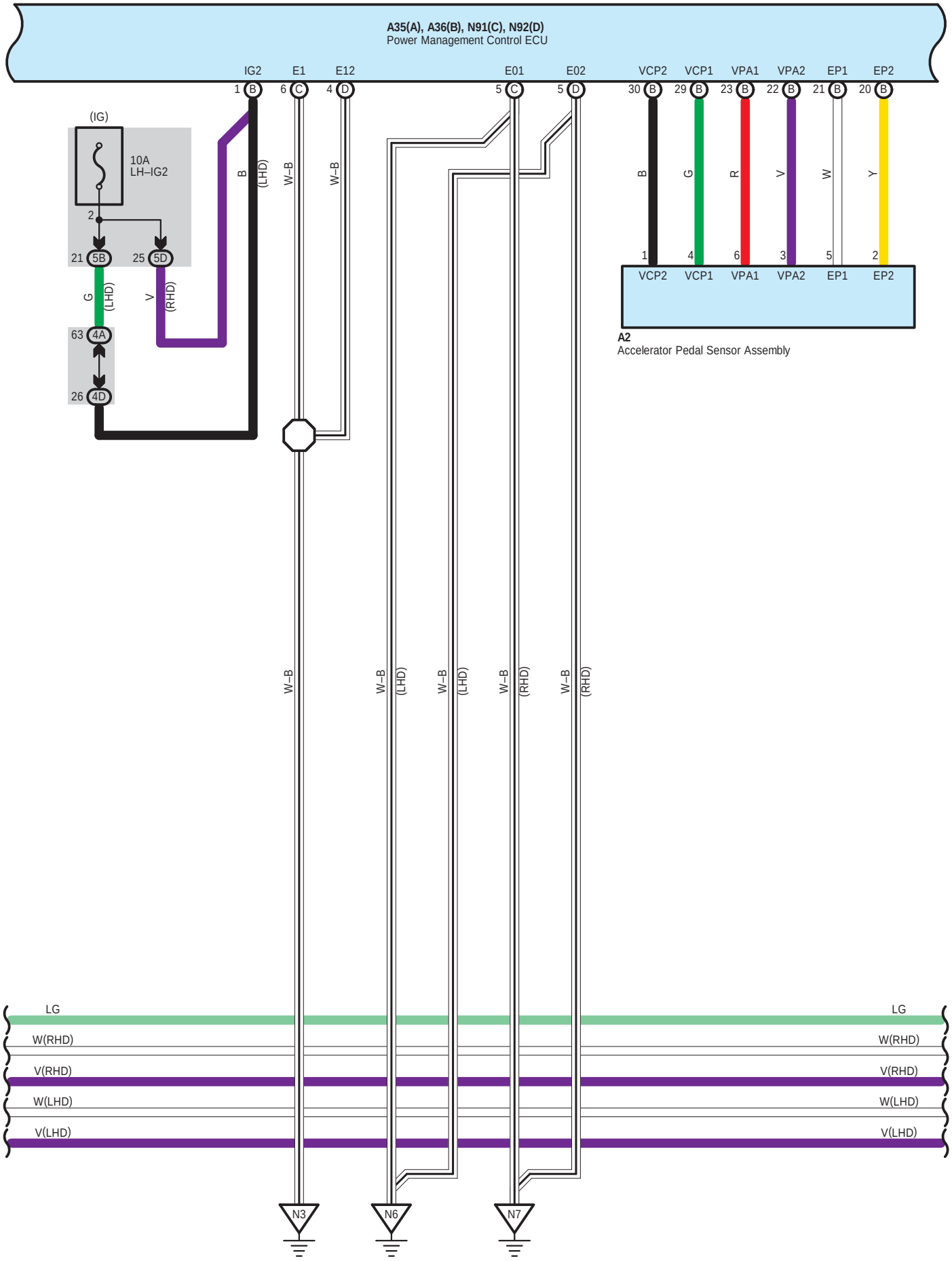
A35(A), A36(B), N91(C), N92(D)
Power Management Control ECU
IG2
E1
E12
E01
E02
VCP2
VCP1
VPA1
VPA2
EP1
EP2
(IG)
10A
LH–IG2
21 5B
25 5D
63 4A
26 4D
B (LHD)
W–B
G (LHD)
V (RHD)
B
G
R
V
W
Y
A2
Accelerator Pedal Sensor Assembly
LG
W(RHD)
V(RHD)
W(LHD)
V(LHD)
N3
N6
N7

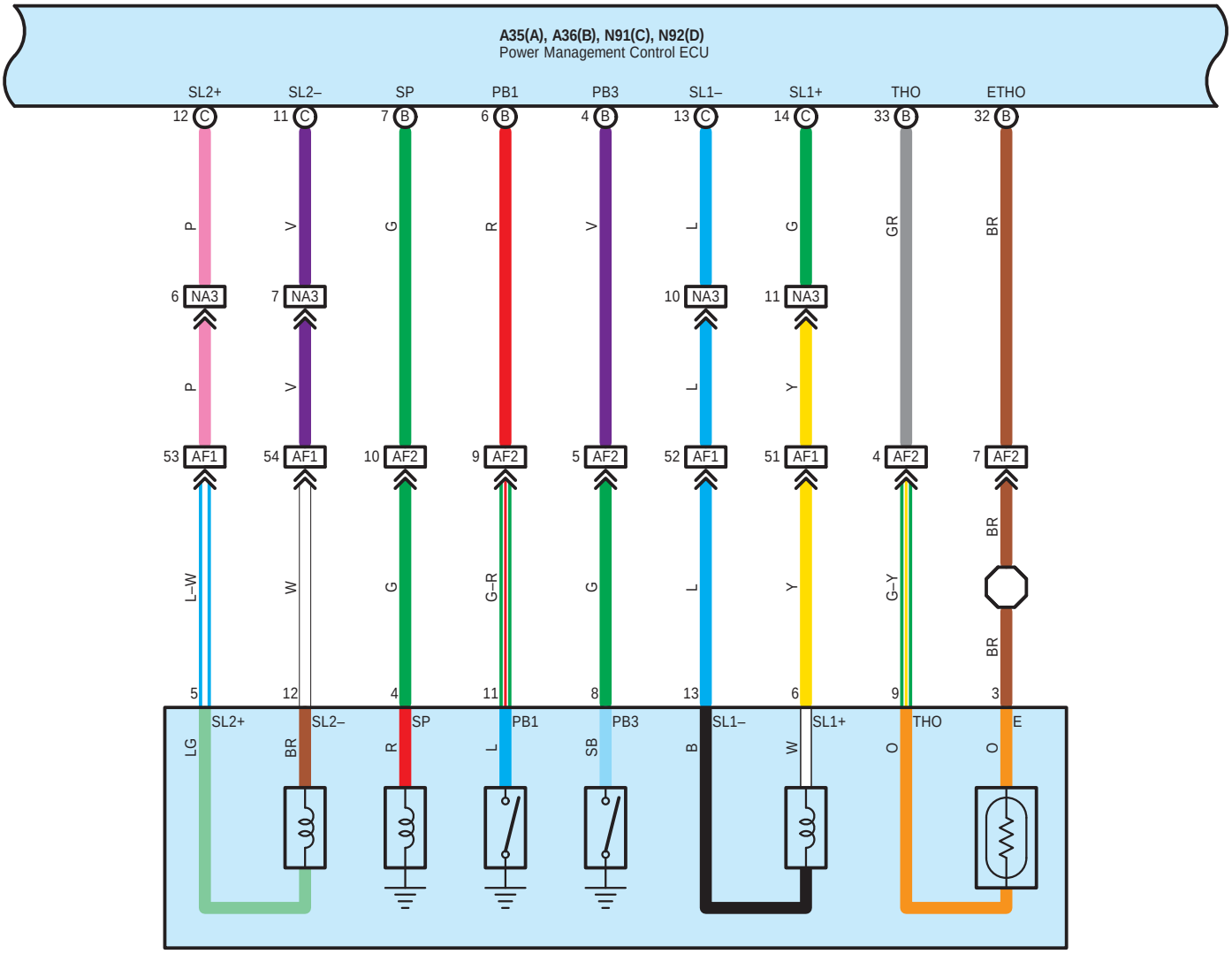

F52
Hybrid Vehicle Transmission (Transmission Wire)

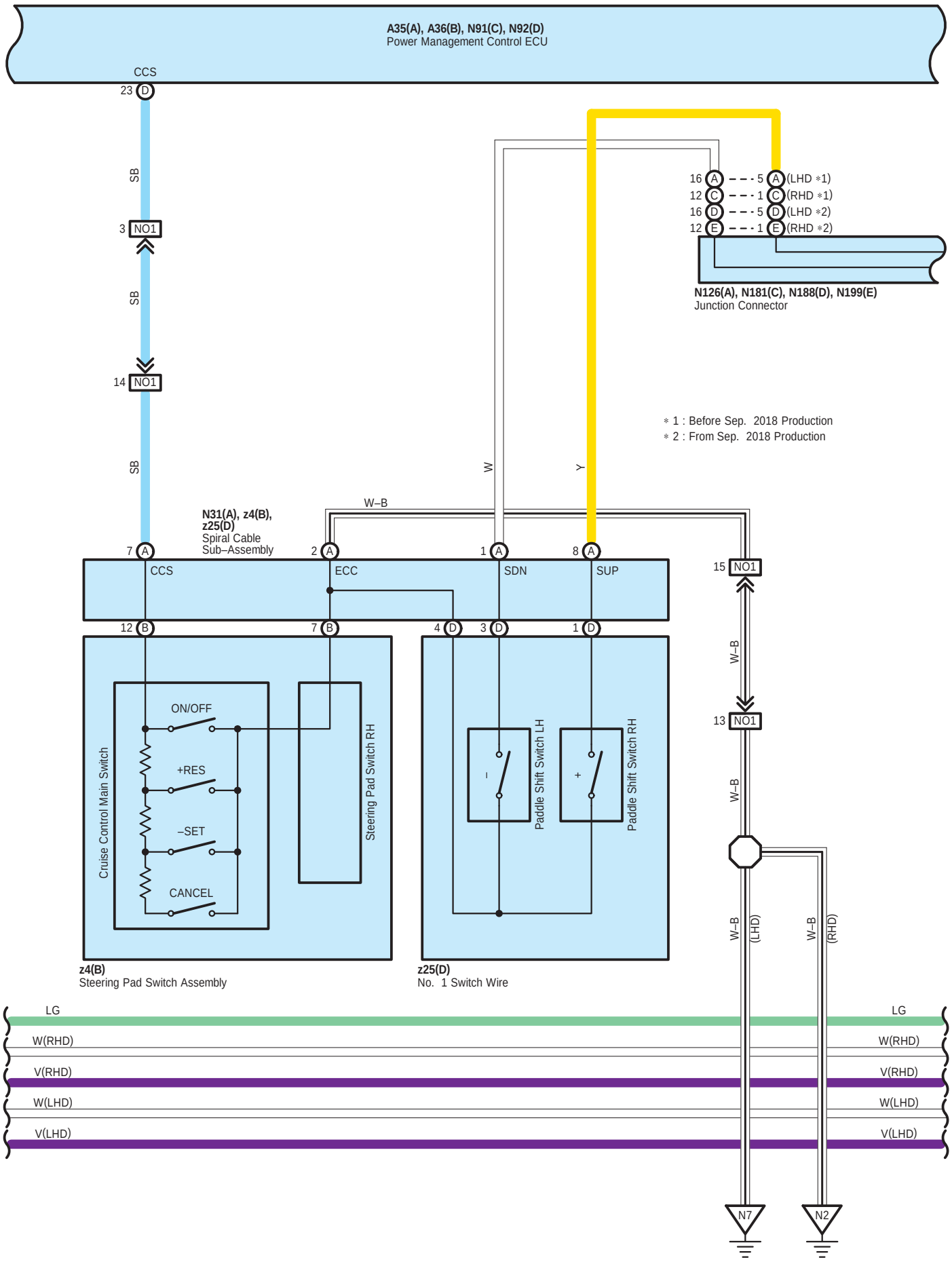
A35(A), A36(B), N91(C), N92(D)
Power Management Control ECU
CCS
23 D
SB
3 NO1
SB
14 NO1
SB
16 A - - - 5 A (LHD *1)
12 C - - - 1 C (RHD *1)
16 D - - - 5 D (LHD *2)
12 E - - - 1 E (RHD *2)
N126(A), N181(C), N188(D), N199(E)
Junction Connector
* 1 : Before Sep. 2018 Production
* 2 : From Sep. 2018 Production
W
Y
W–B
N31(A), z4(B), z25(D)
Spiral Cable Sub–Assembly
7 A CCS
2 A ECC
1 A SDN
8 A SUP
15 NO1
12 B
7 B
4 D
3 D
1 D
W–B
13 NO1
W–B
ON/OFF
+RES
–SET
CANCEL
Cruise Control Main Switch
Steering Pad Switch RH
Paddle Shift Switch LH
Paddle Shift Switch RH
W–B (LHD)
W–B (RHD)
z4(B)
Steering Pad Switch Assembly
z25(D)
No. 1 Switch Wire
LG
W(RHD)
V(RHD)
W(LHD)
V(LHD)
N7
N2

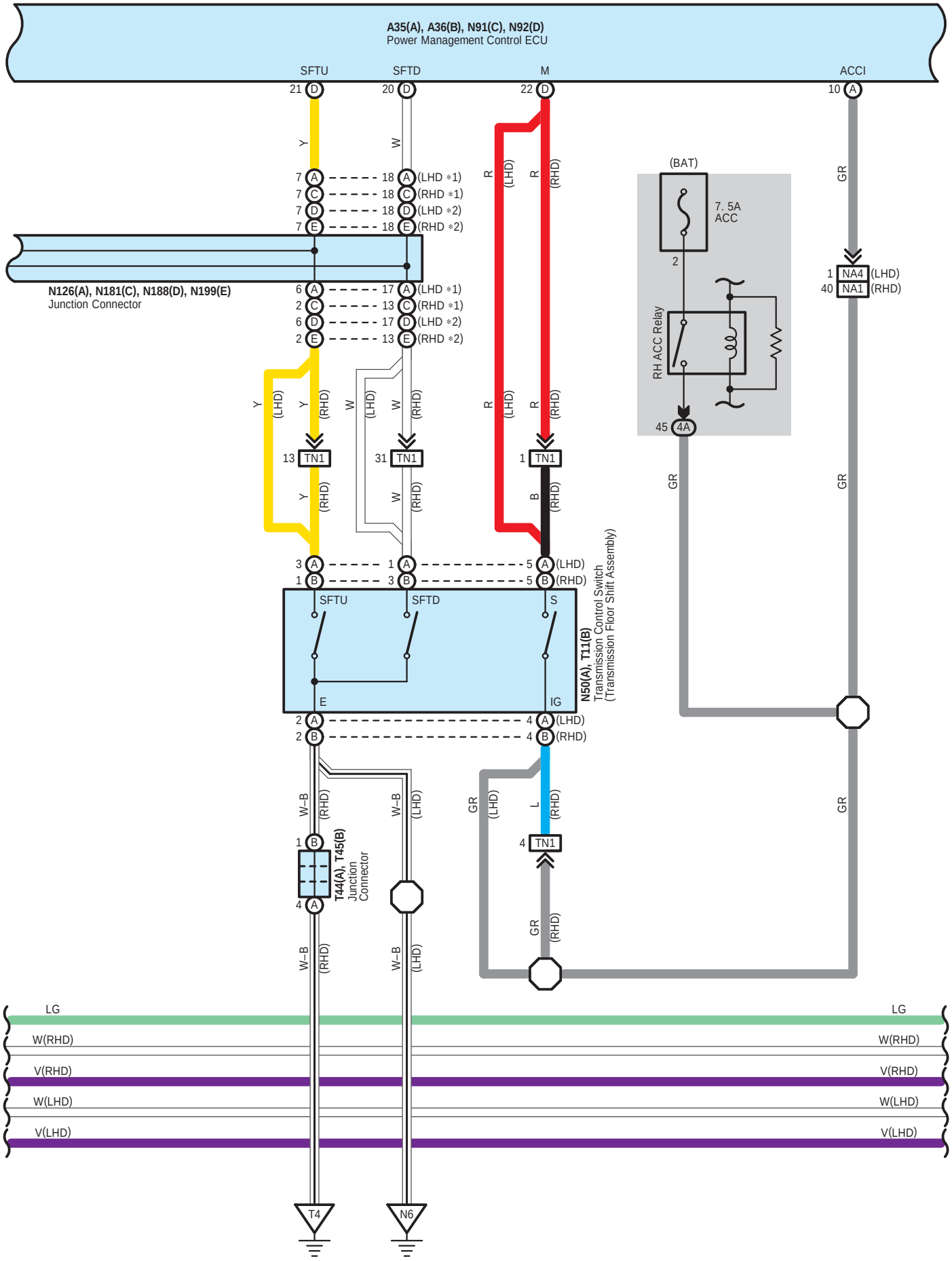
A35(A), A36(B), N91(C), N92(D)
Power Management Control ECU
SFTU
SFTD
M
ACCI
N126(A), N181(C), N188(D), N199(E)
Junction Connector
(BAT)
7. 5A
ACC
RH ACC Relay
NA4 (LHD)
NA1 (RHD)
TN1
N50(A), T11(B)
Transmission Control Switch
(Transmission Floor Shift Assembly)
T44(A), T45(B)
Junction
Connector
LG
W(RHD)
V(RHD)
W(LHD)
V(LHD)
T4
N6

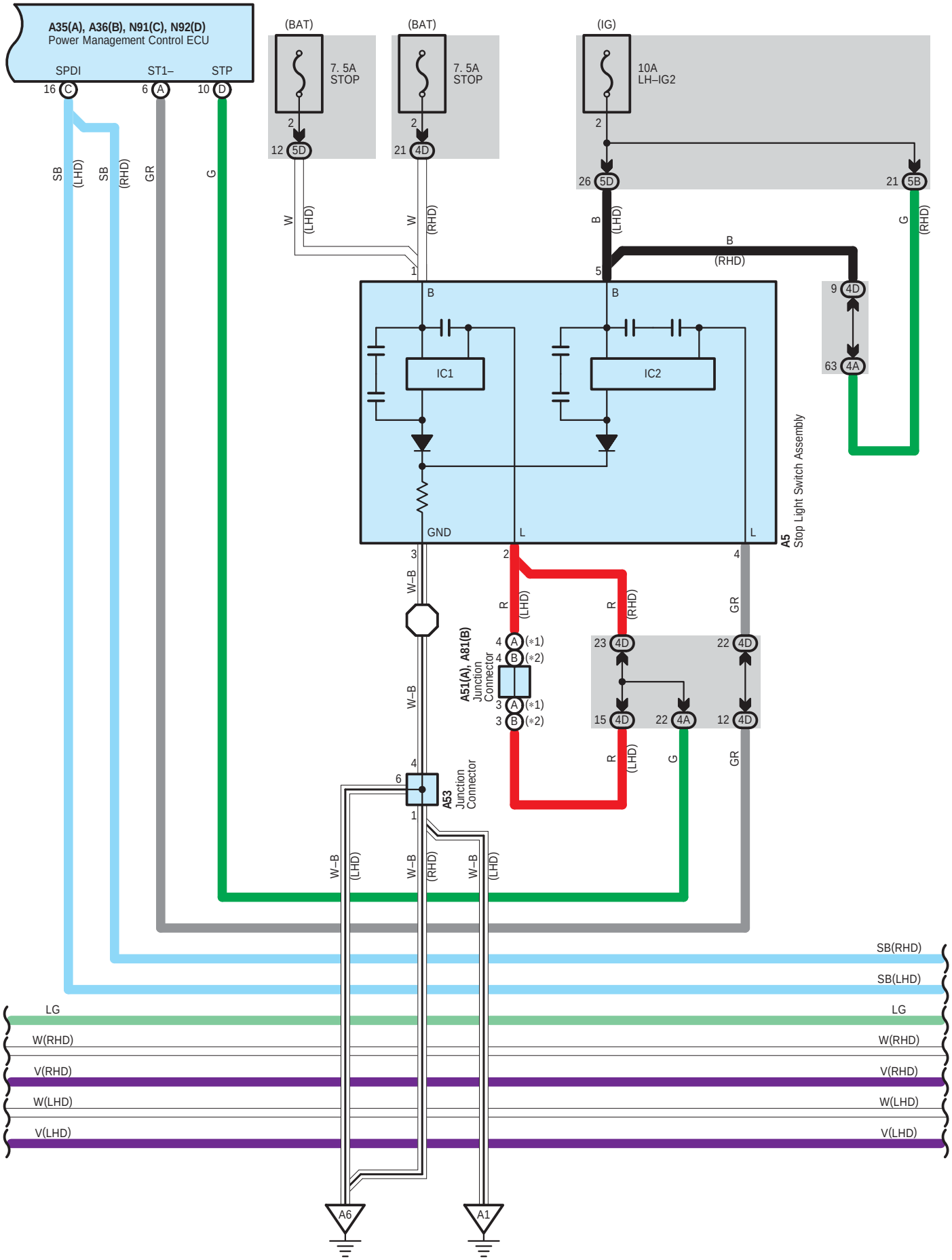
A35(A), A36(B), N91(C), N92(D)
Power Management Control ECU
SPDI
ST1–
STP
16 C
6 A
10 D
(BAT)
7. 5A
STOP
12 5D
21 4D
(IG)
10A
LH–IG2
26 5D
21 5B
SB (LHD)
SB (RHD)
GR
G
W (LHD)
W (RHD)
B (LHD)
B (RHD)
G (RHD)
9 4D
63 4A
IC1
IC2
GND
L
A5
Stop Light Switch Assembly
W–B
R (LHD)
R (RHD)
GR
A51(A), A81(B)
Junction
Connector
(*1)
(*2)
23 4D
22 4D
15 4D
22 4A
12 4D
R (LHD)
G
A53
Junction
Connector
SB(RHD)
SB(LHD)
LG
W(RHD)
V(RHD)
W(LHD)
V(LHD)
A6
A1

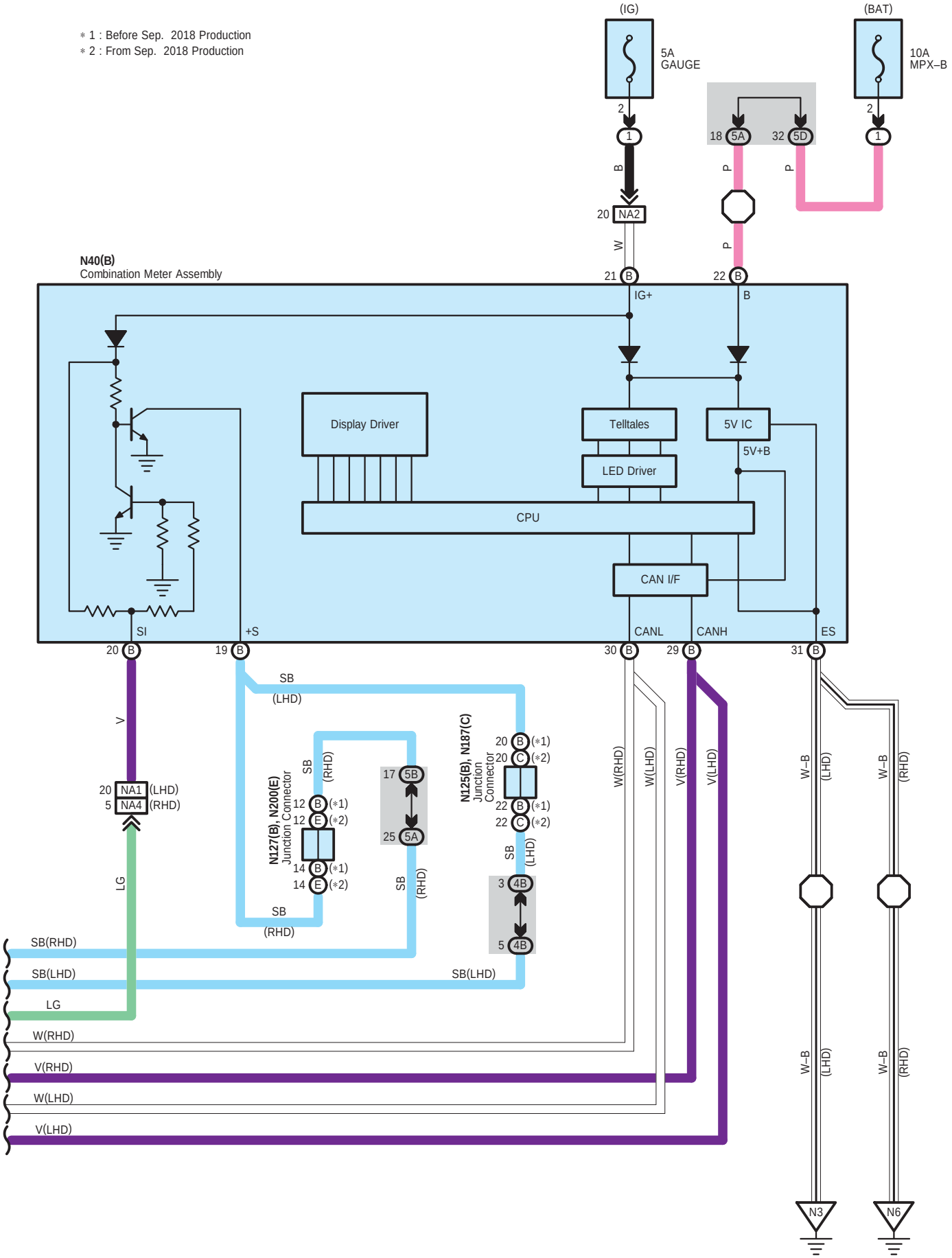
∗1 : Before Sep. 2018 Production
∗2 : From Sep. 2018 Production
(IG)
5A
GAUGE
(BAT)
10A
MPX–B
N40(B)
Combination Meter Assembly
IG+
B
Display Driver
Telltales
5V IC
5V+B
LED Driver
CPU
CAN I/F
SI
+S
CANL
CANH
ES
NA2
NA1 (LHD)
NA4 (RHD)
N127(B), N200(E)
Junction Connector
N125(B), N187(C)
Junction Connector
SB(RHD)
SB(LHD)
LG
W(RHD)
V(RHD)
W(LHD)
V(LHD)
W–B (LHD)
W–B (RHD)
N3
N6

A 2
Black



A 5
White

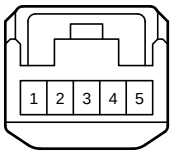

A 14
Black

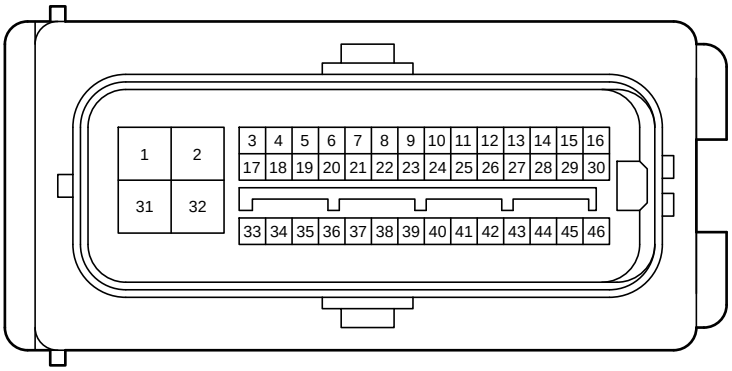

A 16
Gray

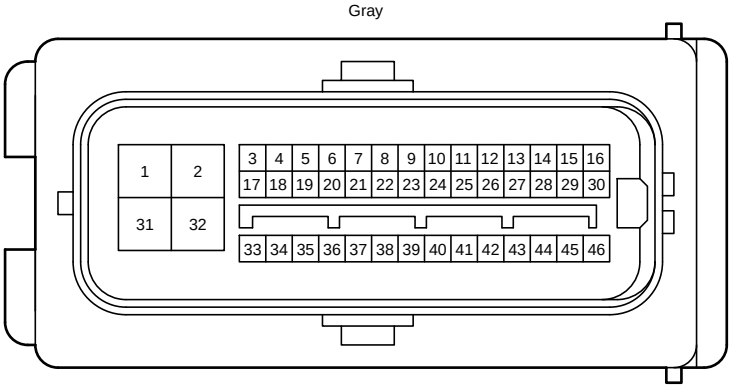

A 20
Black

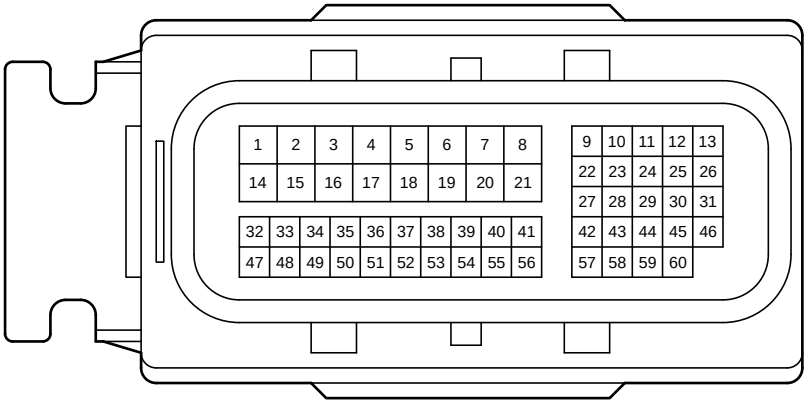

A 35
Gray

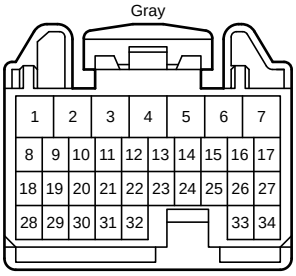

A 36
Gray

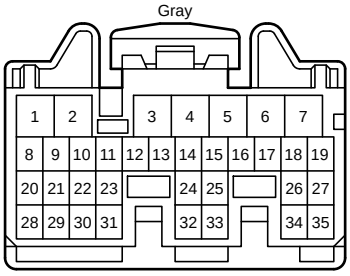

A 51
Blue

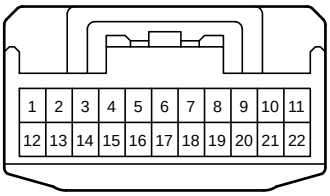

A 53
White

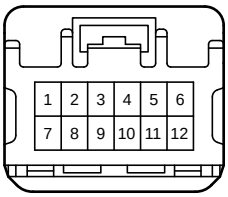

A 57
Blue

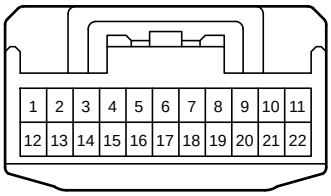

A 69
Gray

A 81
Black

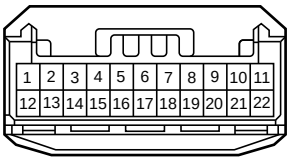

A 82
Black

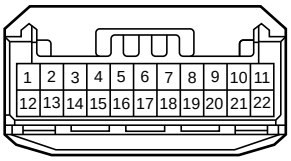

F 5
Black

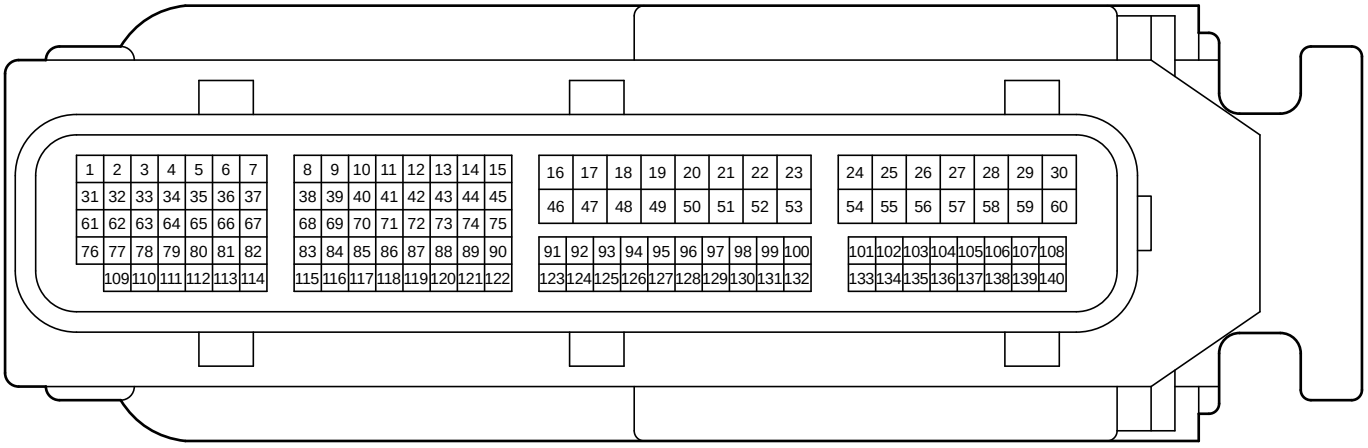

F 24
Black

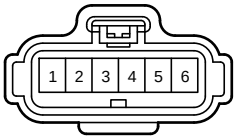

F 52
Gray

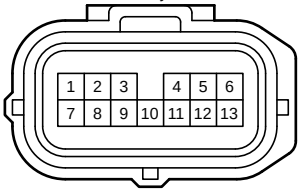

F 55
Black

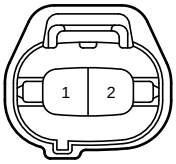

F 65
Gray

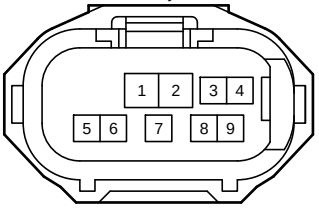

F 66
Gray



N 20
Black

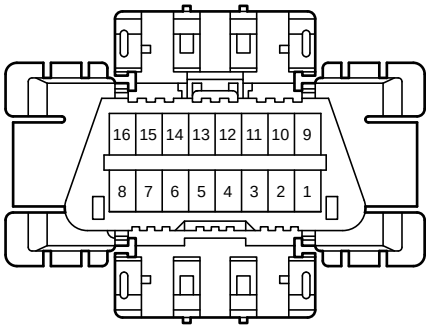

N 31
Black

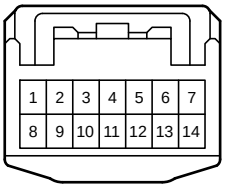

N 40
Black

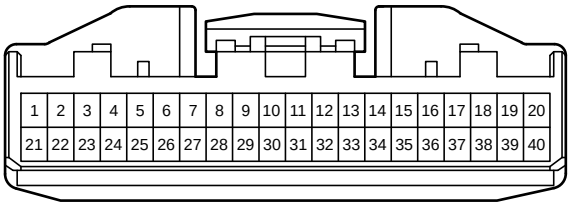

N 50
White

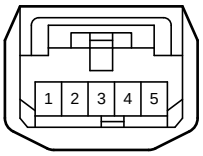

N 91
Gray

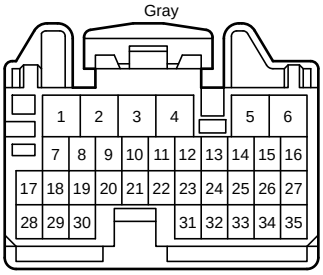

N 92
Gray

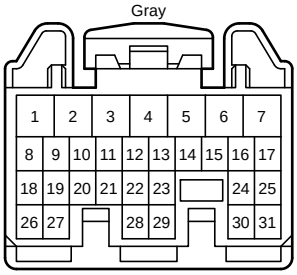

N125
Blue

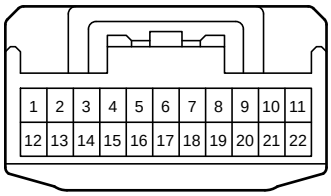

N126
Blue

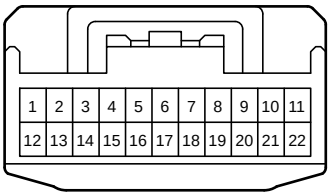

N127
Blue

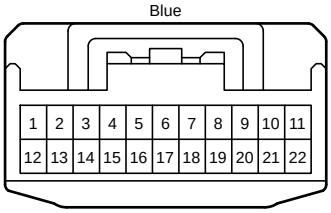

N131
Gray

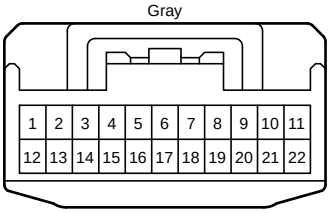

N176
Black

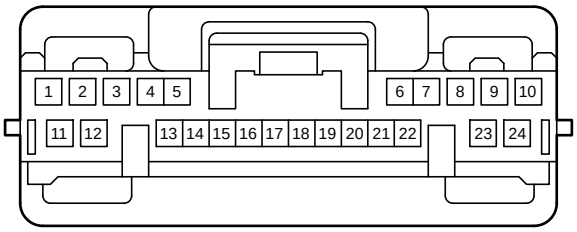

N177
Gray

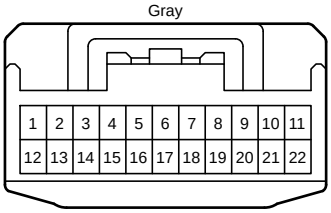

N178
Gray

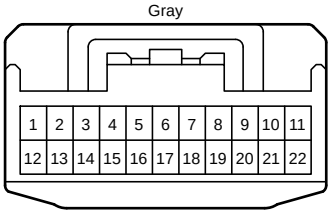

N181
Black

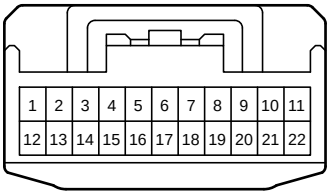

N184
Blue

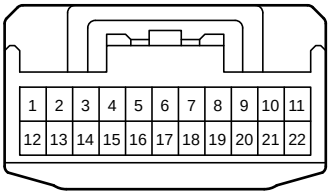

N187
Black

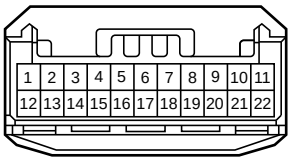

N188
Black

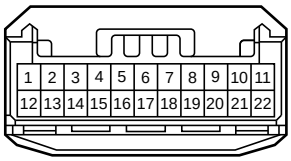

N191
Black

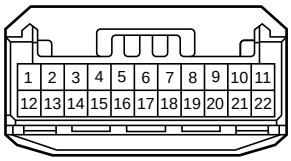

N194
Black

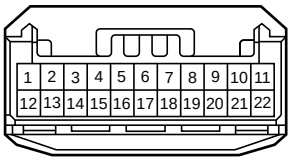

N195
Black

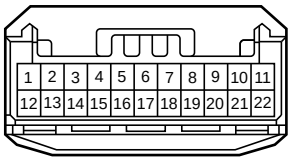

N196
Black

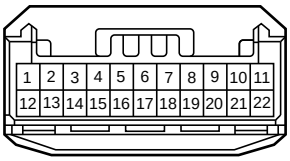

N199
Black

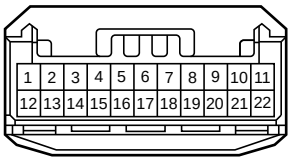

N200
Black

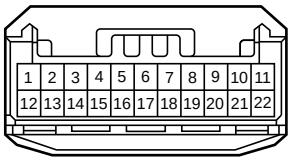

T 11
White

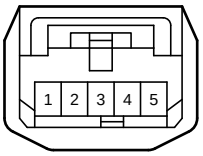

T 44
Blue



T 45
Blue

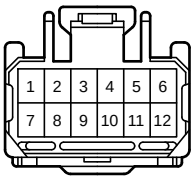

U 67
Gray

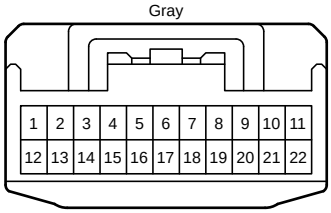

U 71
Black

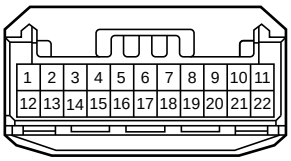

z 4
Black

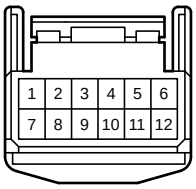

z 25
White

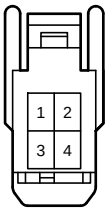

1D
White

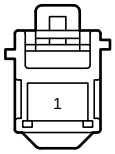

1E
White

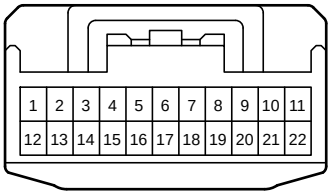

1F
White

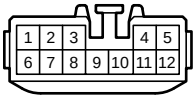

4A
White

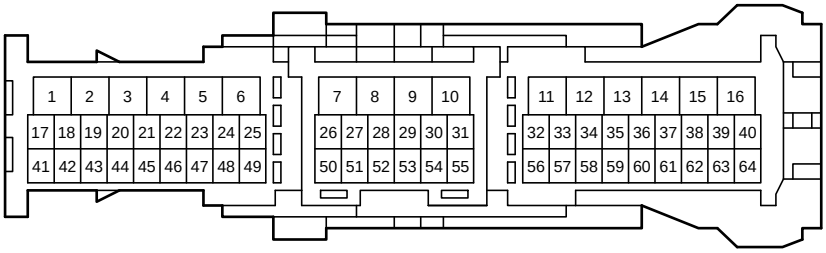

4B
White

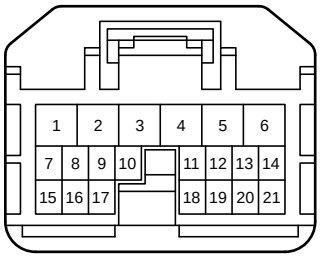

4D
White

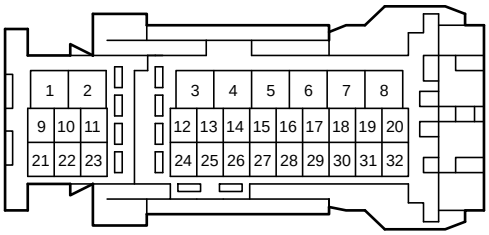

5A
White

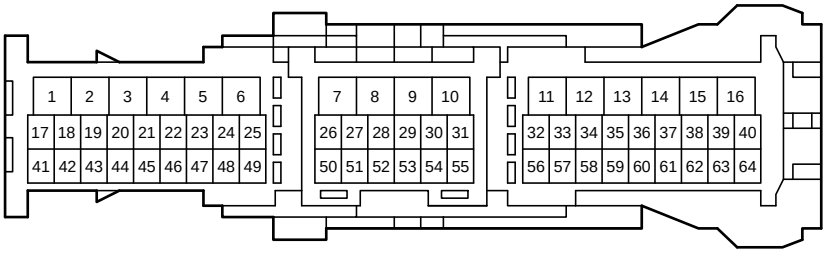

5B
White

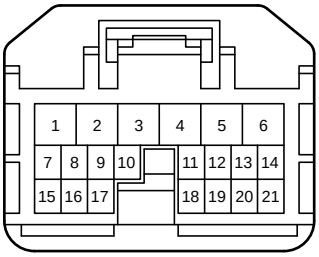

5D
White

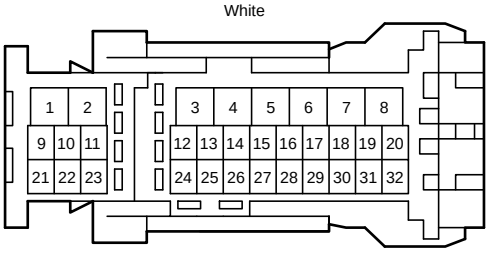

AF1
White

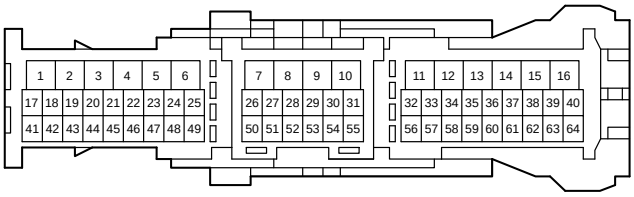

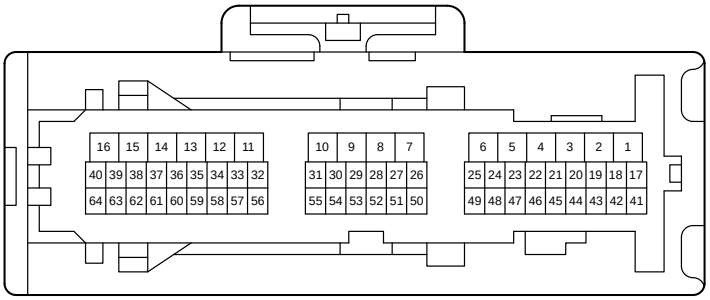

AF2
White

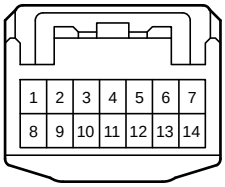

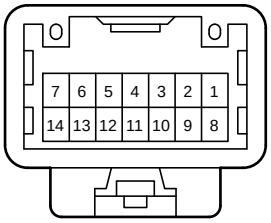

AU1
White

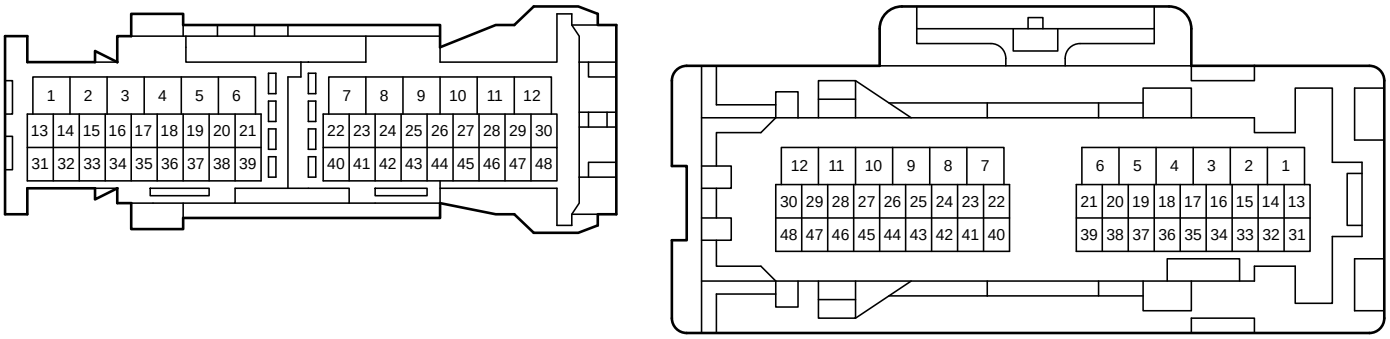

NA1
White

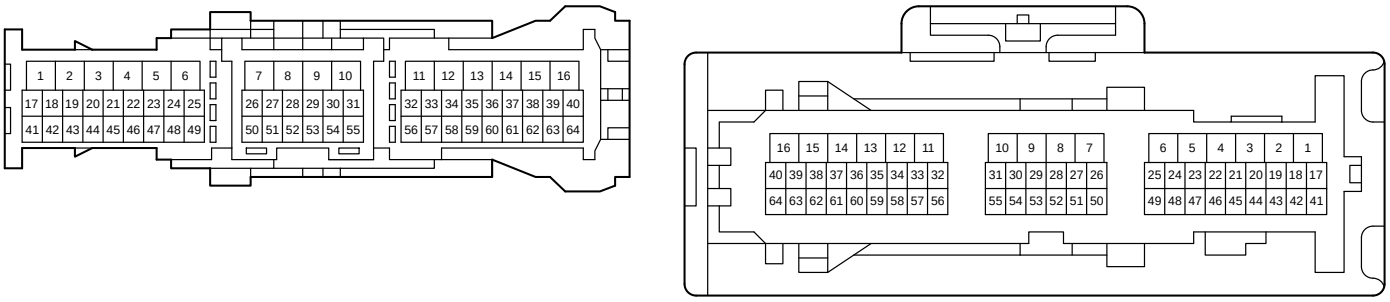

NA2
White

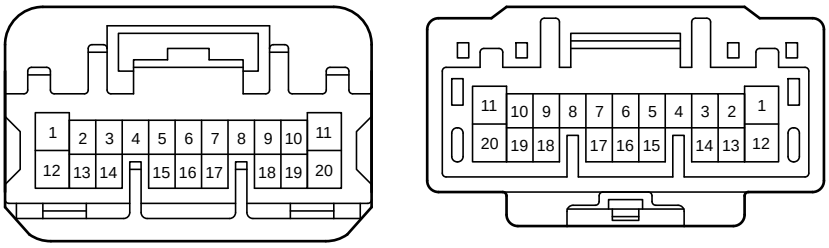

NA3
White

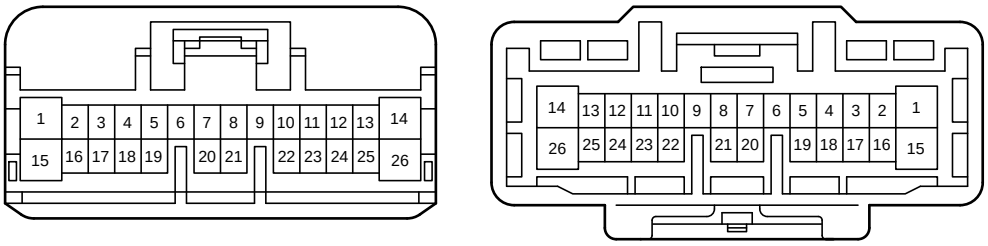

NA4
Gray

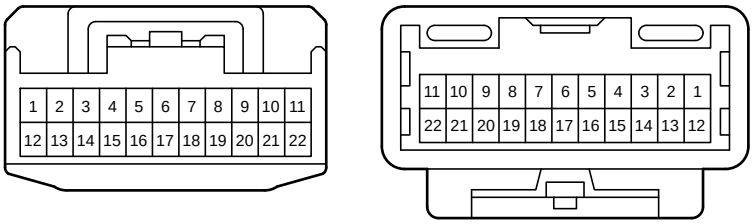

NO1
White

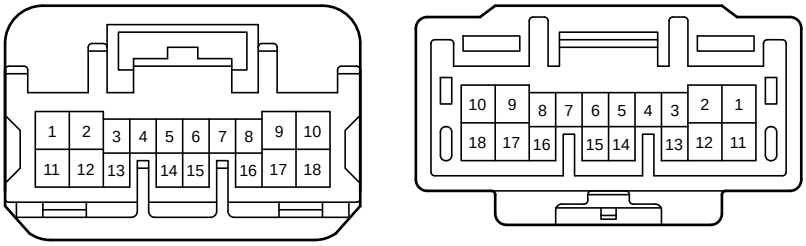

NU2
White

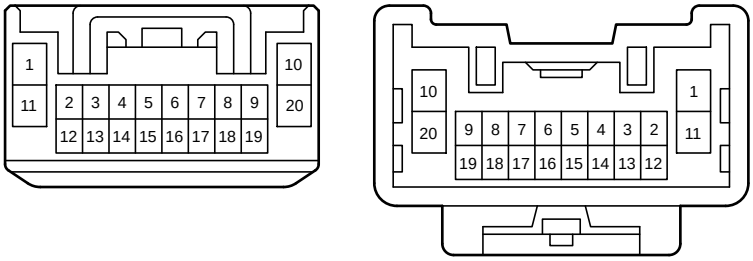
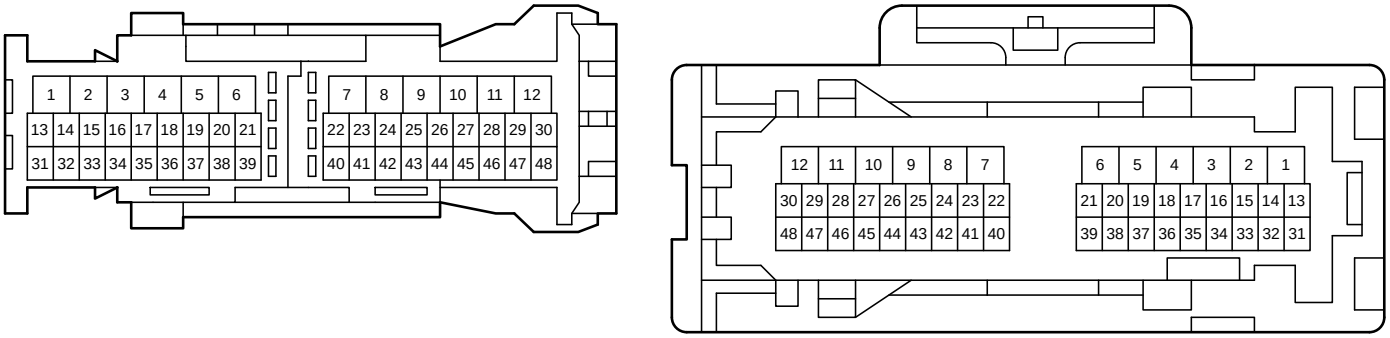
TN1
White