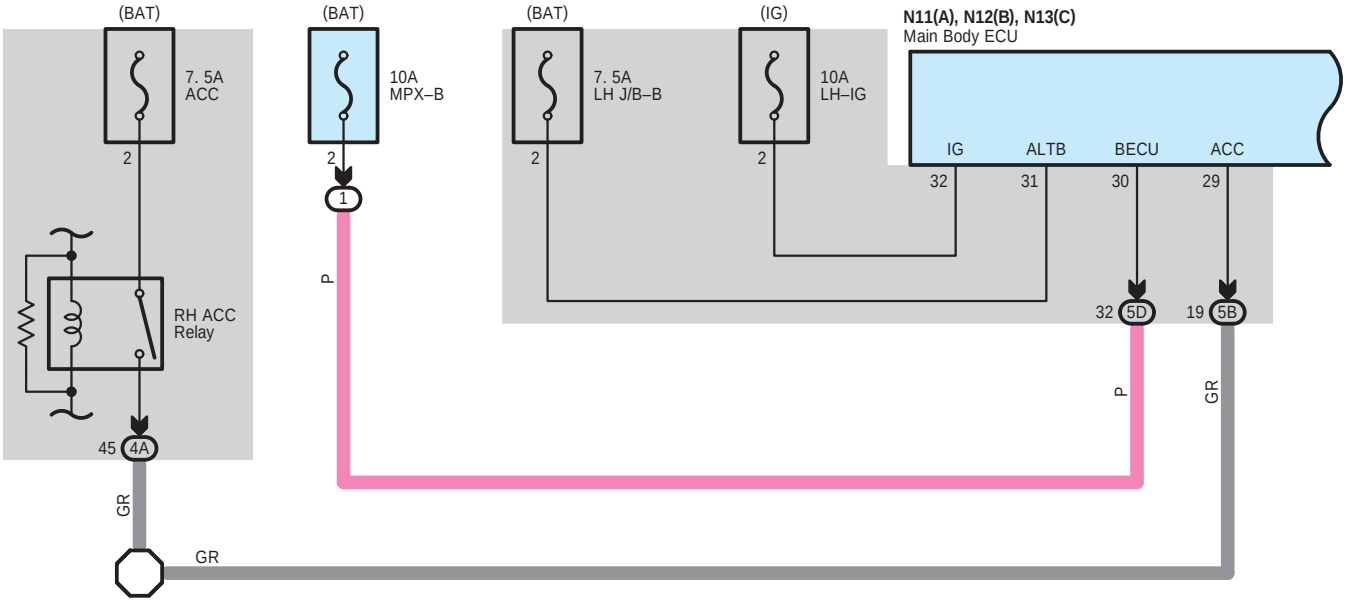
(BAT)
7. 5A
ACC
2
RH ACC
Relay
45
4A
GR
(BAT)
10A
MPX–B
2
1
P
(BAT)
7. 5A
LH J/B–B
2
(IG)
10A
LH–IG
2
N11(A), N12(B), N13(C)
Main Body ECU
IG
ALTB
BECU
ACC
32
31
30
29
32
5D
19
5B
P
GR
GR

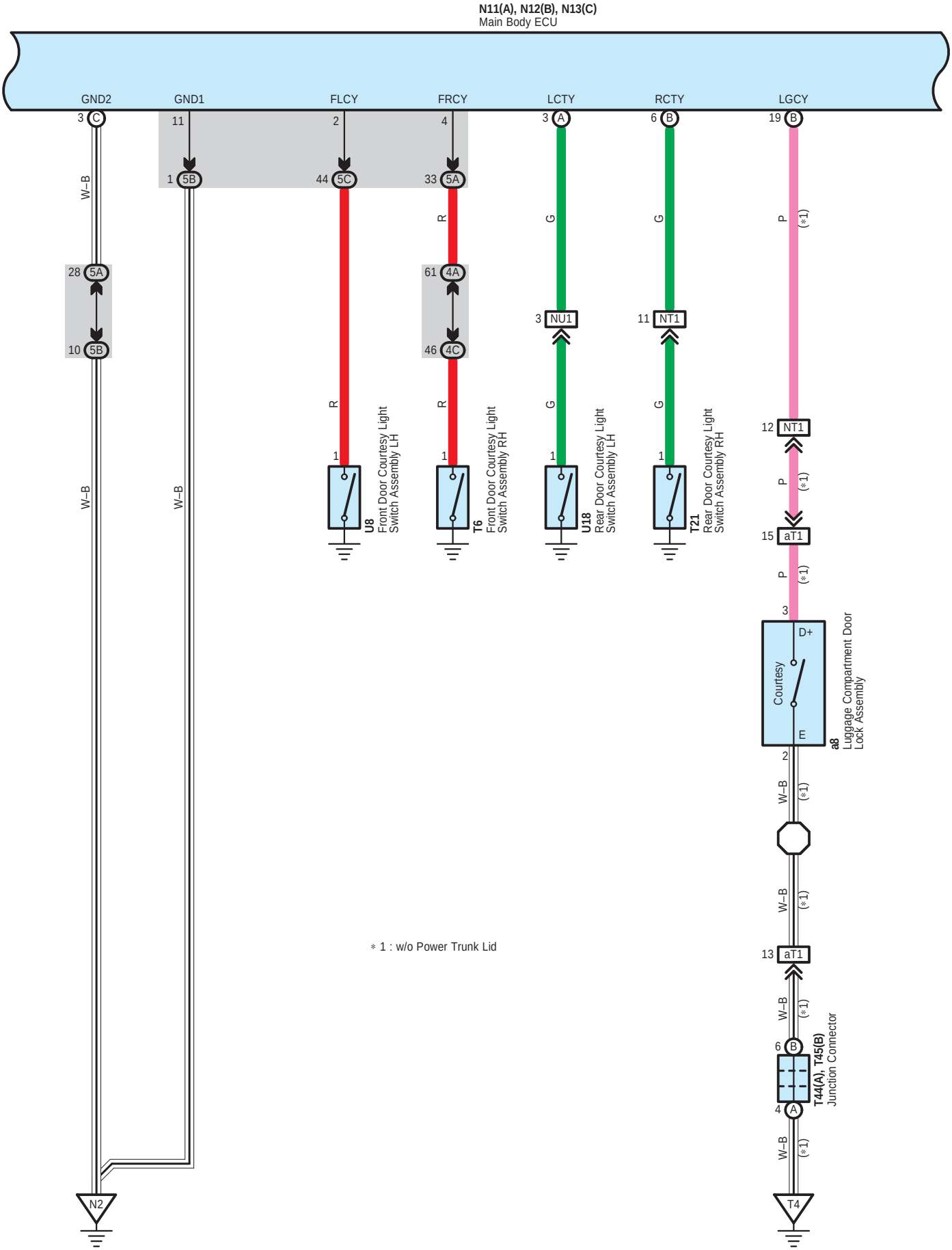
N11(A), N12(B), N13(C)
Main Body ECU
GND2
GND1
FLCY
FRCY
LCTY
RCTY
LGCY
3 C
11
1 5B
2
44 5C
4
33 5A
3 A
6 B
19 B
W–B
28 5A
10 5B
R
61 4A
46 4C
G
3 NU1
11 NT1
P
(*1)
12 NT1
15 aT1
3
D+
Courtesy
E
a8
Luggage Compartment Door Lock Assembly
2
13 aT1
6 B
4 A
T44(A), T45(B)
Junction Connector
N2
T4
U8
Front Door Courtesy Light Switch Assembly LH
T6
Front Door Courtesy Light Switch Assembly RH
U18
Rear Door Courtesy Light Switch Assembly LH
T21
Rear Door Courtesy Light Switch Assembly RH
* 1 : w/o Power Trunk Lid

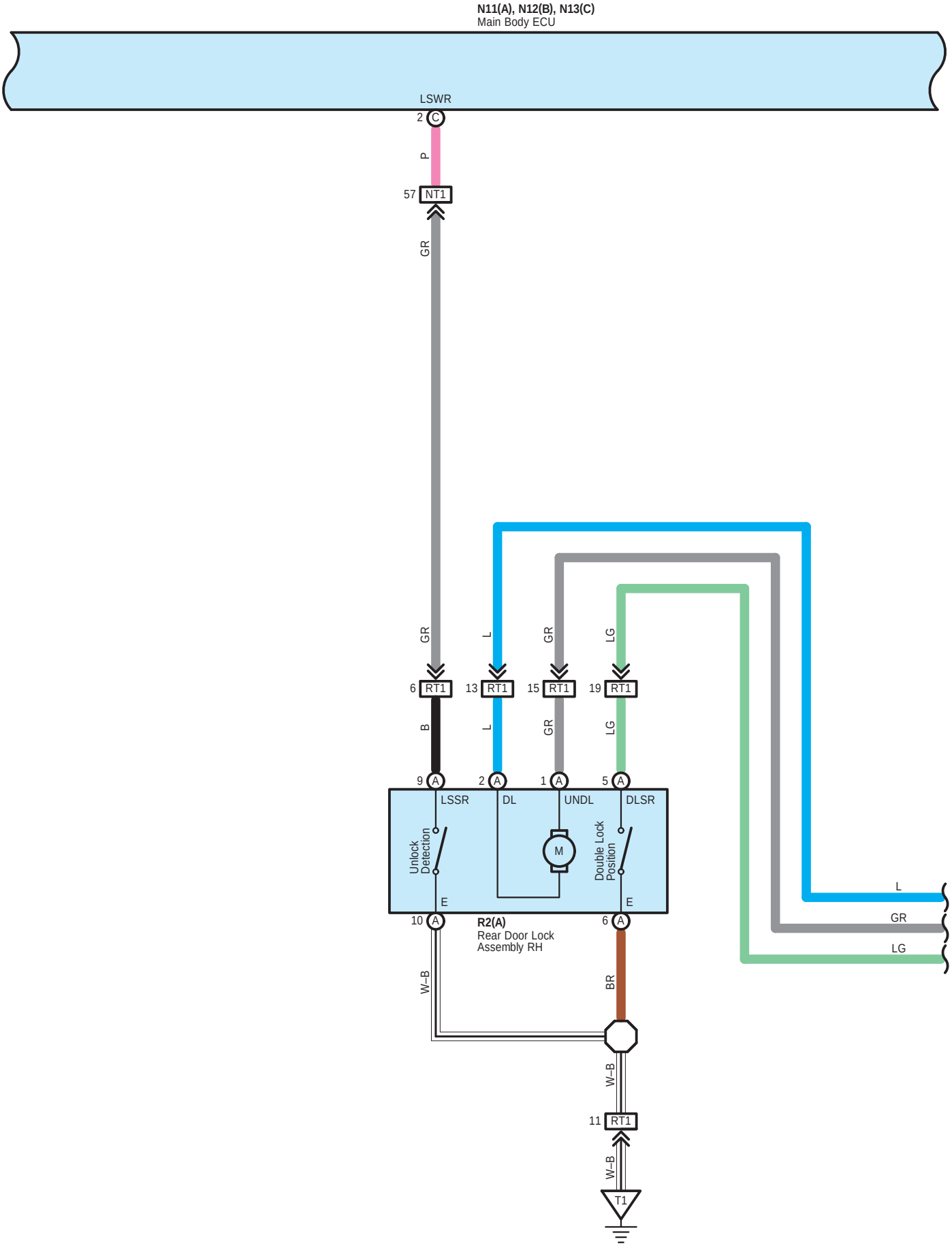
N11(A), N12(B), N13(C)
Main Body ECU
LSWR
2 C
P
57 NT1
GR
GR
L
GR
LG
6 RT1
13 RT1
15 RT1
19 RT1
B
L
GR
LG
9 A
2 A
1 A
5 A
LSSR
DL
UNDL
DLSR
Unlock Detection
M
Double Lock Position
E
E
10 A
6 A
R2(A)
Rear Door Lock Assembly RH
L
GR
LG
W–B
BR
W–B
11 RT1
W–B
T1

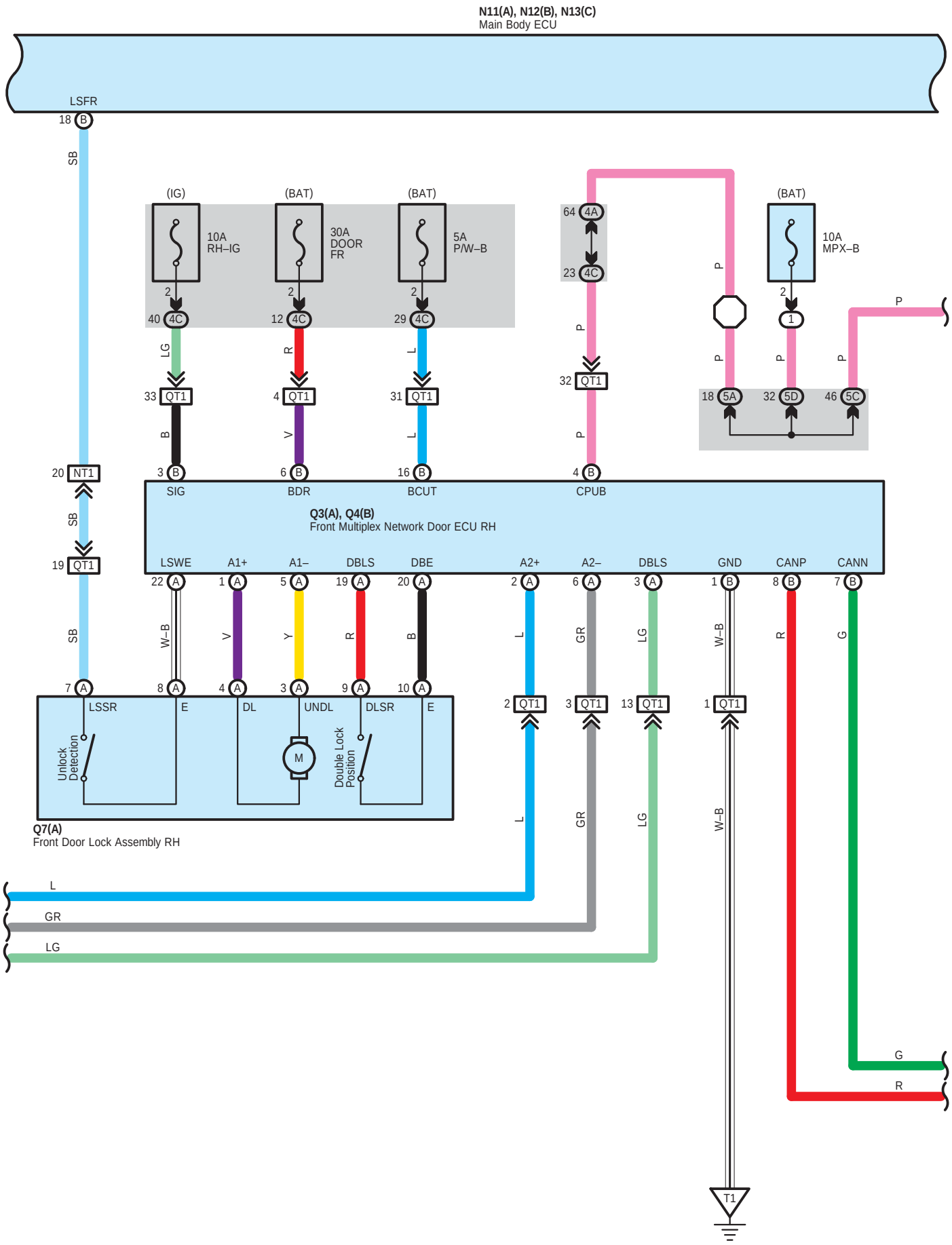
N11(A), N12(B), N13(C)
Main Body ECU
LSFR
18 B
SB
(IG)
10A
RH–IG
(BAT)
30A
DOOR
FR
(BAT)
5A
P/W–B
(BAT)
10A
MPX–B
64 4A
23 4C
2
40 4C
12 4C
29 4C
LG
R
L
P
33 QT1
4 QT1
31 QT1
32 QT1
B
V
L
P
18 5A
32 5D
46 5C
20 NT1
3 B
6 B
16 B
4 B
SIG
BDR
BCUT
CPUB
SB
Q3(A), Q4(B)
Front Multiplex Network Door ECU RH
19 QT1
LSWE
A1+
A1–
DBLS
DBE
A2+
A2–
DBLS
GND
CANP
CANN
22 A
1 A
5 A
19 A
20 A
2 A
6 A
3 A
1 B
8 B
7 B
W–B
V
Y
R
B
L
GR
LG
W–B
R
G
7 A
8 A
4 A
3 A
9 A
10 A
2 QT1
3 QT1
13 QT1
1 QT1
LSSR
E
DL
UNDL
DLSR
E
Unlock Detection
M
Double Lock Position
Q7(A)
Front Door Lock Assembly RH
L
GR
LG
W–B
T1
G
R

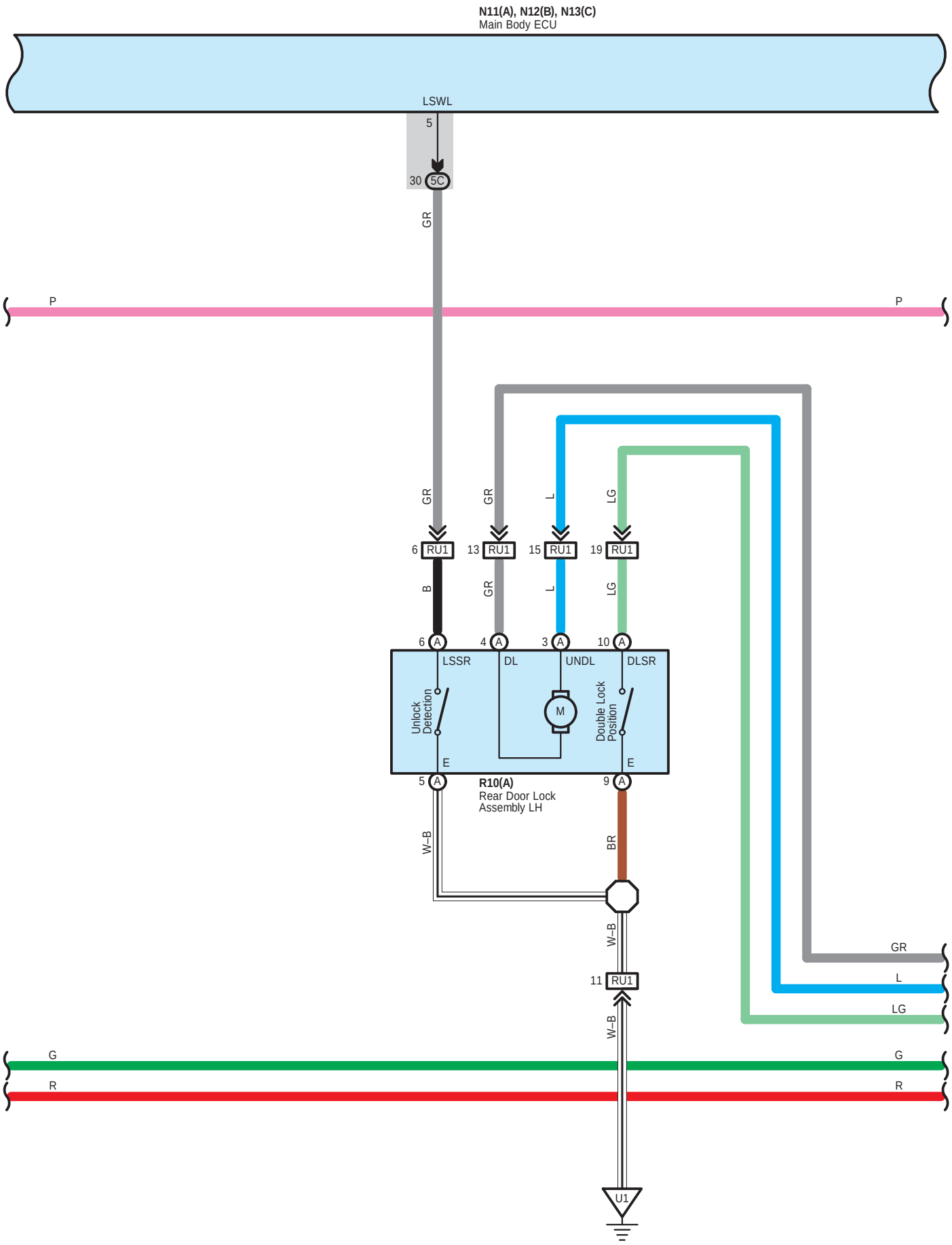
N11(A), N12(B), N13(C)
Main Body ECU
LSWL
5
30
5C
GR
P
P
GR
GR
L
LG
6
RU1
13
RU1
15
RU1
19
RU1
B
GR
L
LG
6
A
4
A
3
A
10
A
LSSR
DL
UNDL
DLSR
Unlock Detection
M
Double Lock Position
E
E
5
A
9
A
R10(A)
Rear Door Lock Assembly LH
W–B
BR
W–B
GR
11
RU1
L
LG
W–B
G
G
R
R
U1

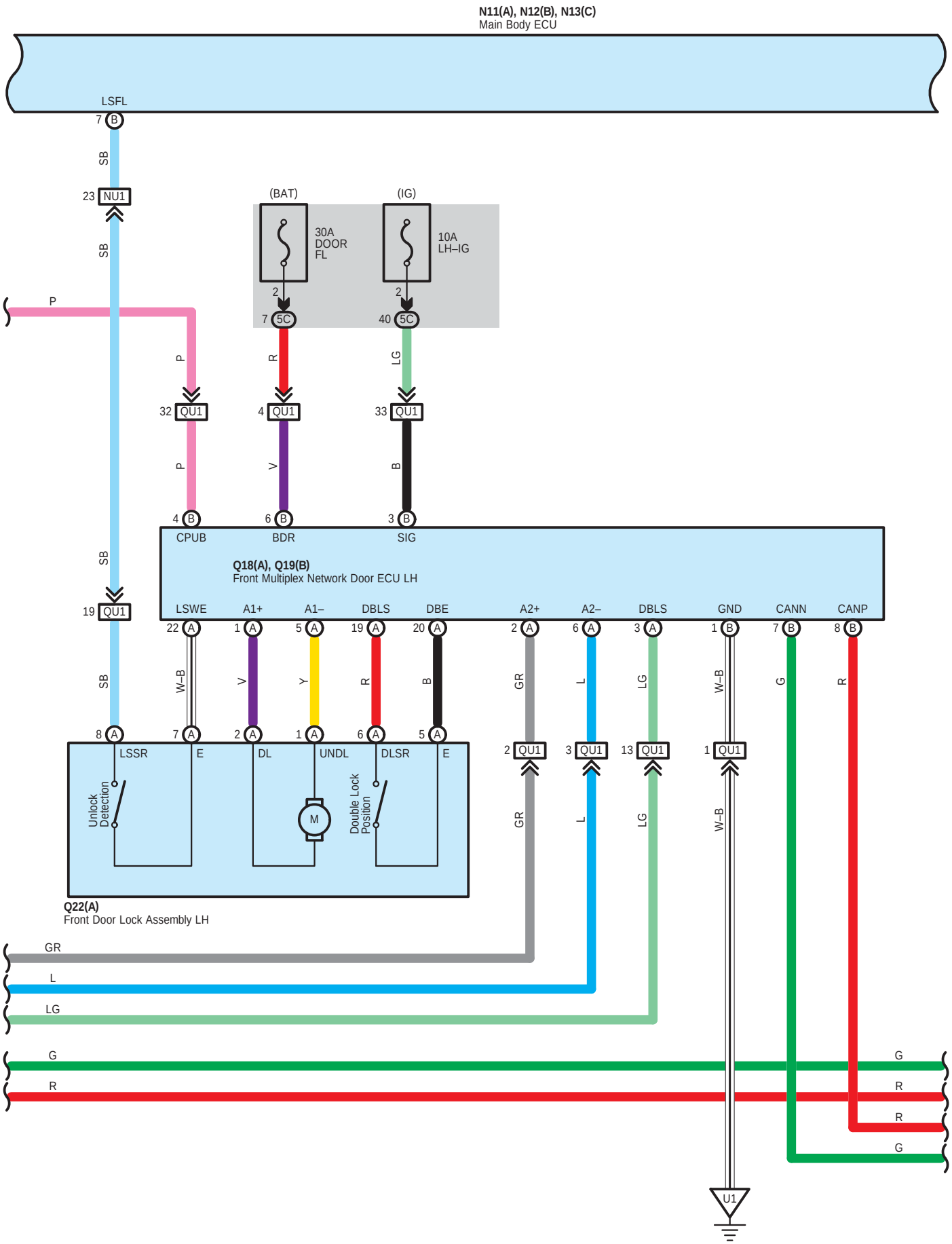
N11(A), N12(B), N13(C)
Main Body ECU
LSFL
7 B
SB
23 NU1
SB
(BAT)
(IG)
30A
DOOR
FL
10A
LH–IG
2
7 5C
2
40 5C
P
P
R
LG
32 QU1
4 QU1
33 QU1
P
V
B
4 B
6 B
3 B
CPUB
BDR
SIG
Q18(A), Q19(B)
Front Multiplex Network Door ECU LH
SB
19 QU1
LSWE
A1+
A1–
DBLS
DBE
A2+
A2–
DBLS
GND
CANN
CANP
22 A
1 A
5 A
19 A
20 A
2 A
6 A
3 A
1 B
7 B
8 B
SB
W–B
V
Y
R
B
GR
L
LG
W–B
G
R
8 A
7 A
2 A
1 A
6 A
5 A
LSSR
E
DL
UNDL
DLSR
E
2 QU1
3 QU1
13 QU1
1 QU1
Unlock
Detection
M
Double Lock
Position
GR
L
LG
W–B
Q22(A)
Front Door Lock Assembly LH
GR
L
LG
G
R
G
R
R
G
U1

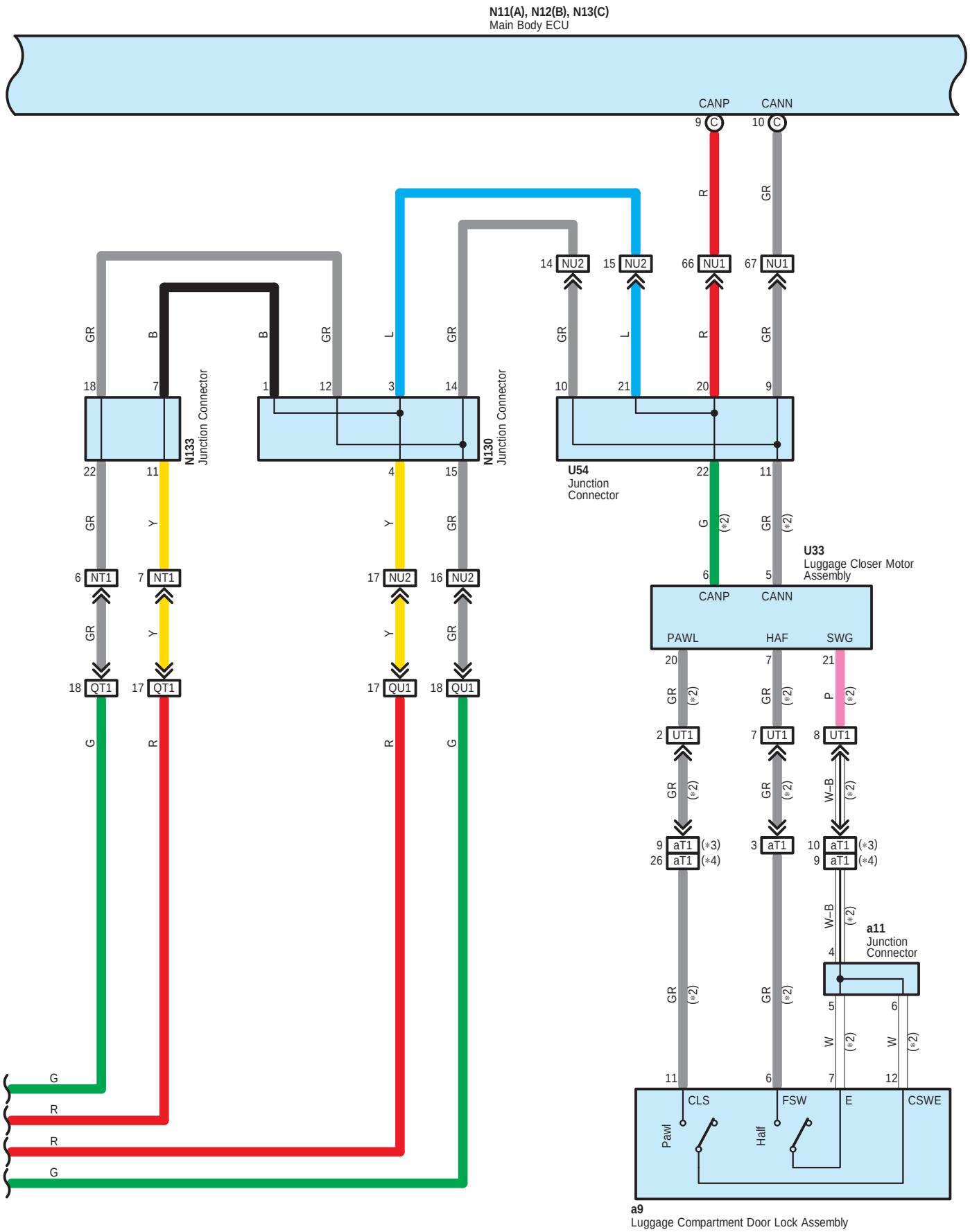
N11(A), N12(B), N13(C)
Main Body ECU
CANP
CANN
N133
Junction Connector
N130
Junction Connector
U54
Junction
Connector
U33
Luggage Closer Motor
Assembly
CANP
CANN
PAWL
HAF
SWG
a11
Junction
Connector
CLS
FSW
E
CSWE
Pawl
Half
a9
Luggage Compartment Door Lock Assembly

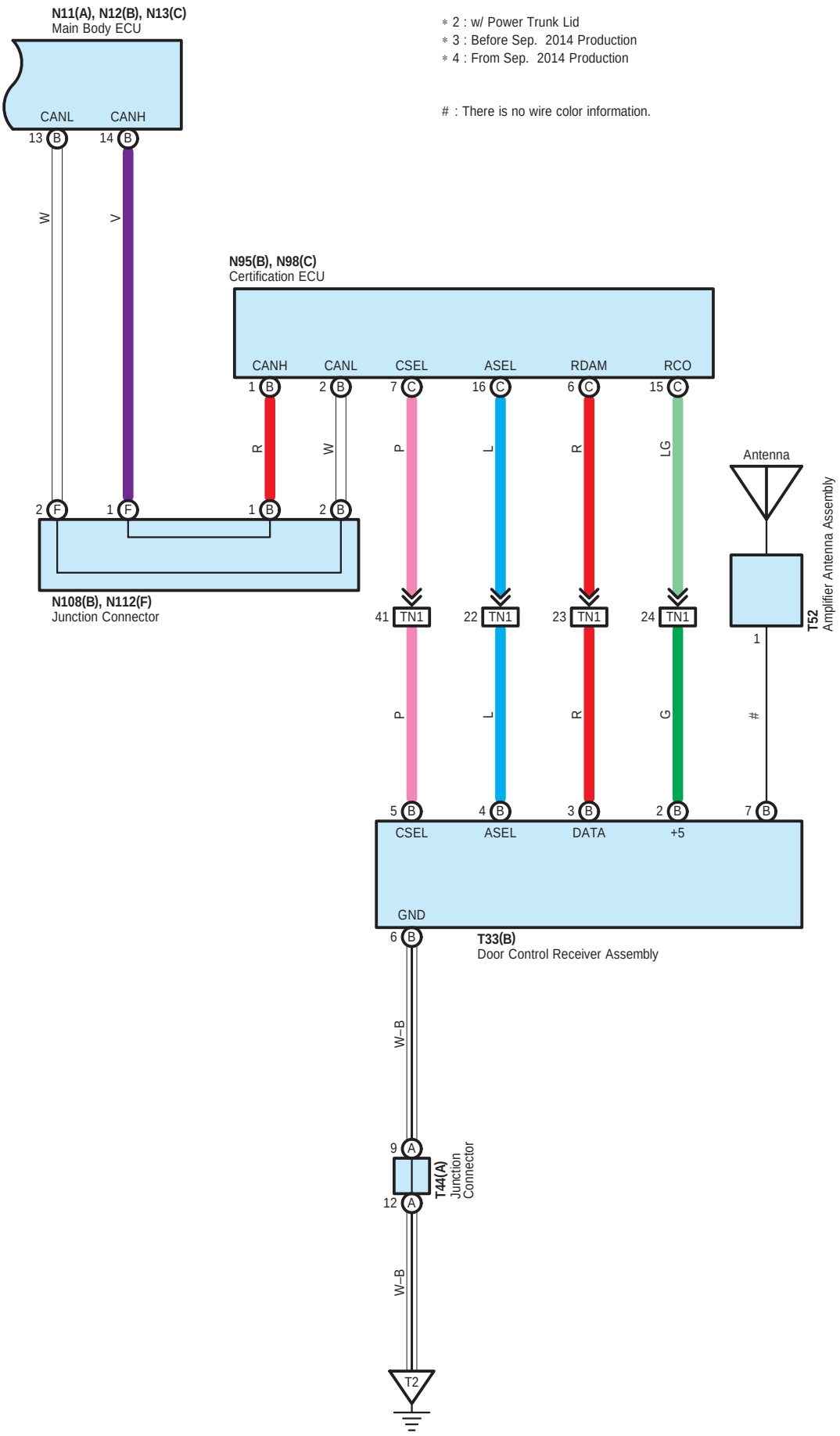

∗ 2 : w/ Power Trunk Lid
∗ 3 : Before Sep. 2014 Production
∗ 4 : From Sep. 2014 Production

: There is no wire color information.

N 11
White

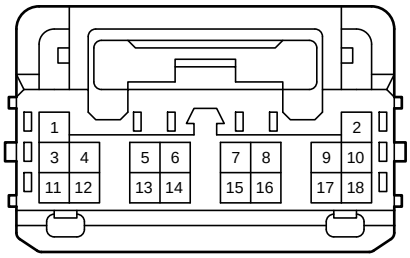

N 12
White

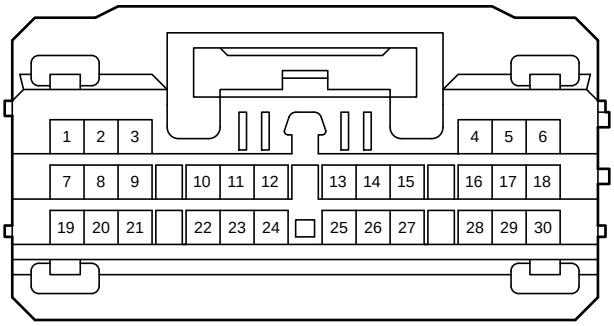

N 13
White

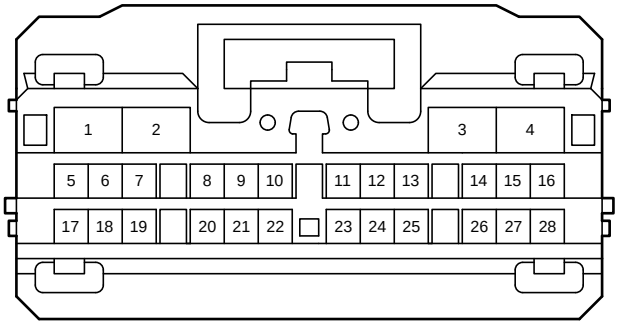

N 95
White

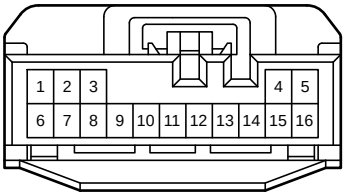

N 98
White

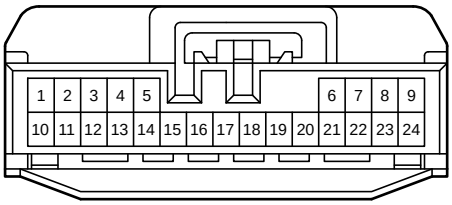

N108
White

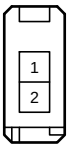

N112
White

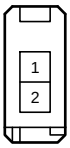

N130
Black

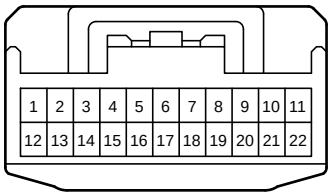

N133
Black

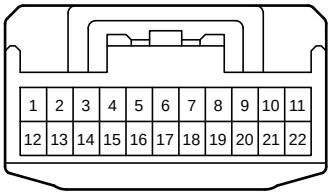

Q 3
White

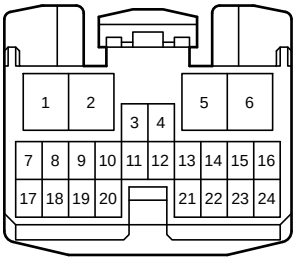

Q 4
White

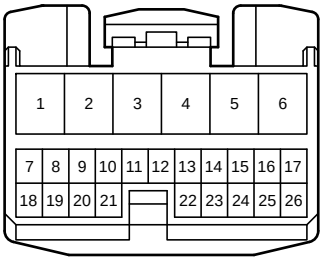

Q 7
White

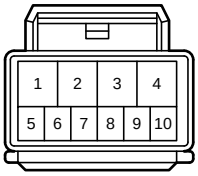

Q 18
White

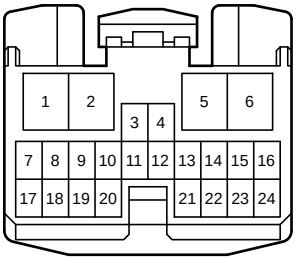

Q 19
White

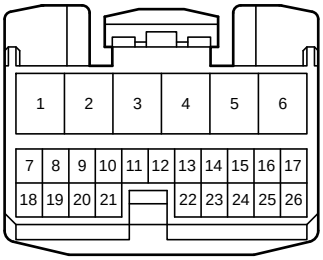

Q 22
White

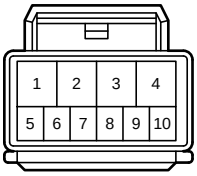

R 2
White

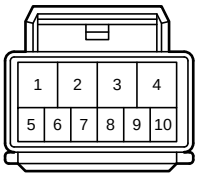

R 10
White

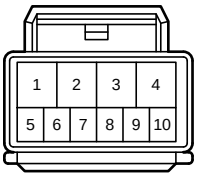

T 6
Black

T 21
Black

T 33
White

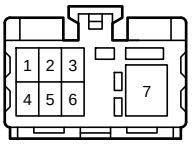

T 44
Blue

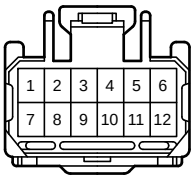

T 45
Blue



T 52
Gray

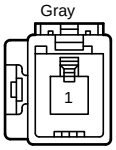

U 8
Black

U 18
Black

U 33
White

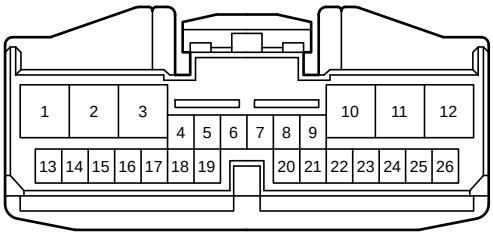

U 54
Blue

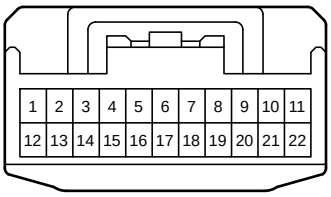

a 8
Black



a 9
White

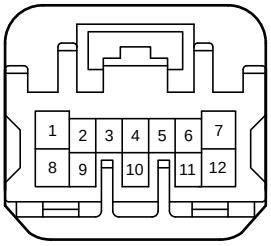

a 11
White

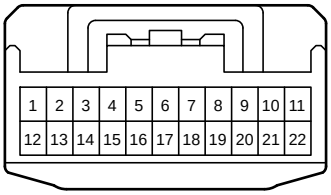

4A
White

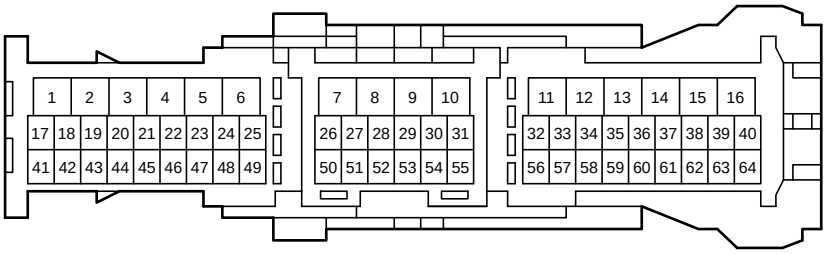

4C
White

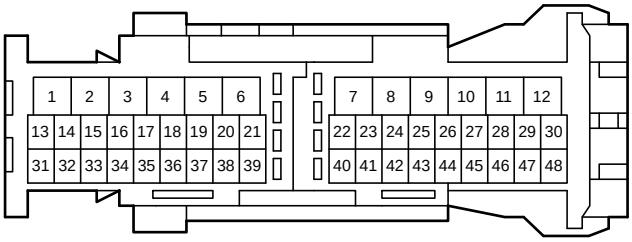

5A
White

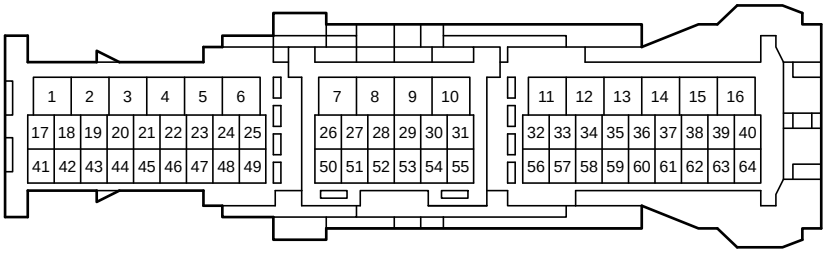

5B
White

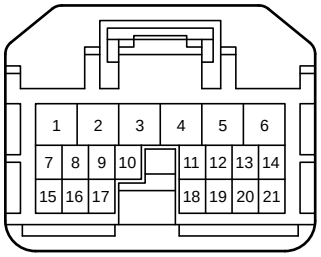

5C
White

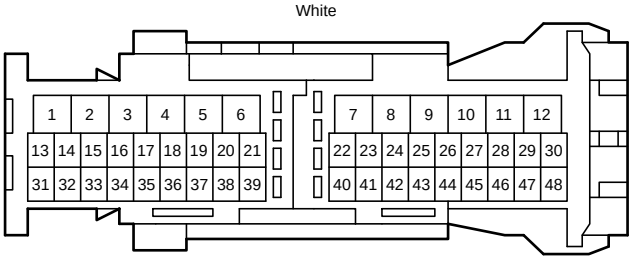

5D
White

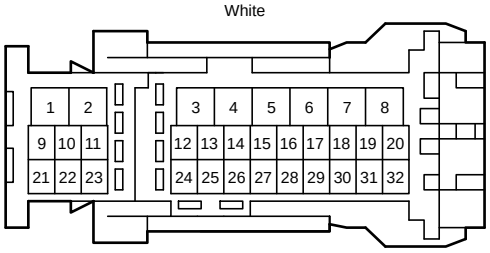

NT1
White

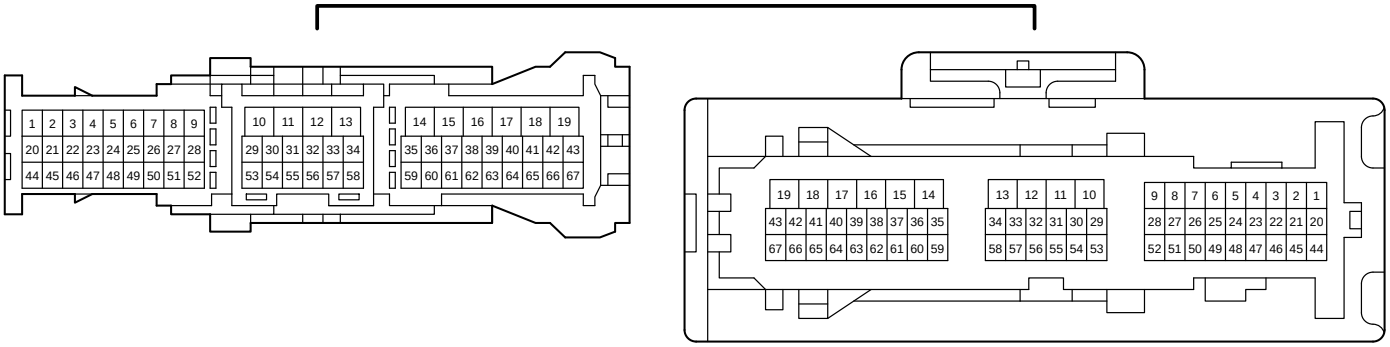

NU1
White

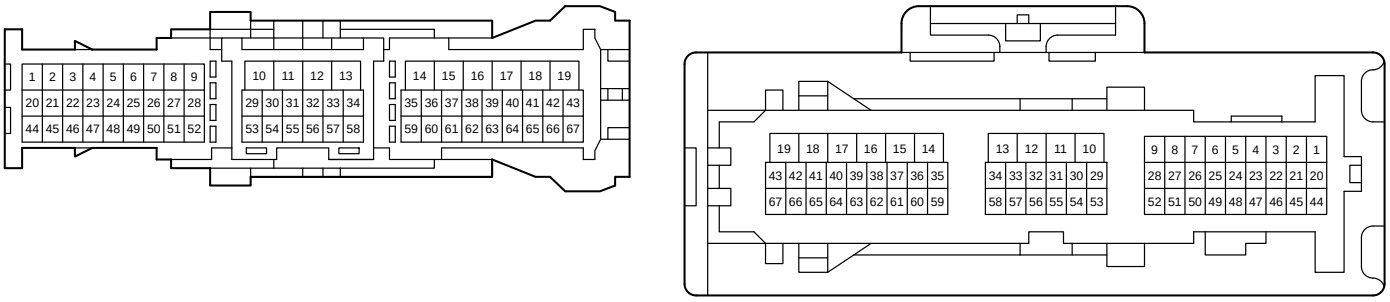

NU2
White

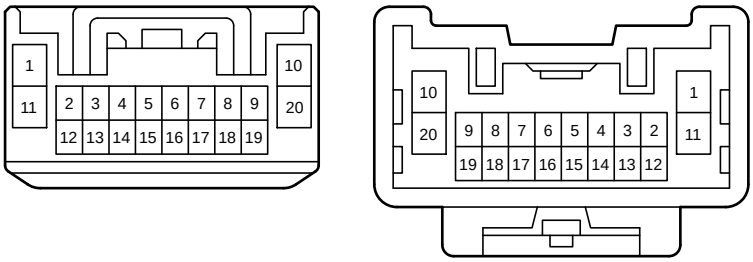

QT1
White

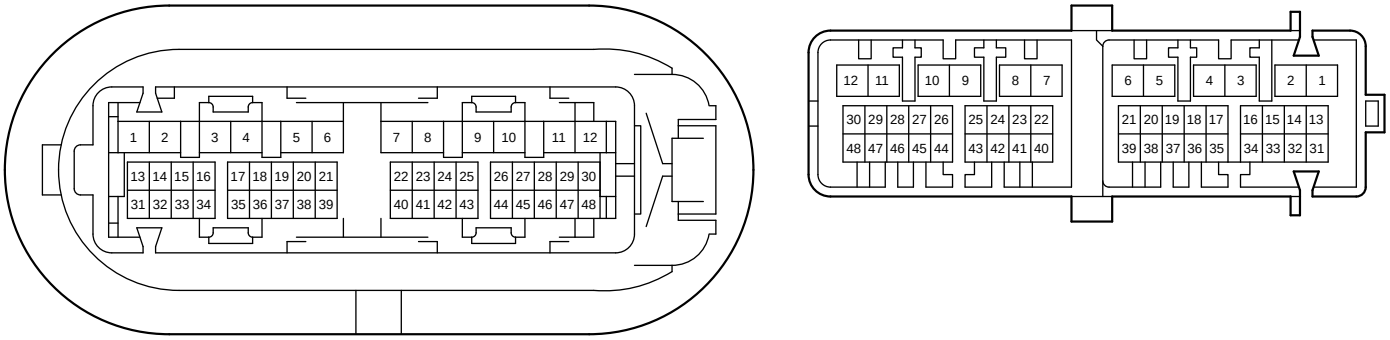

QU1
White

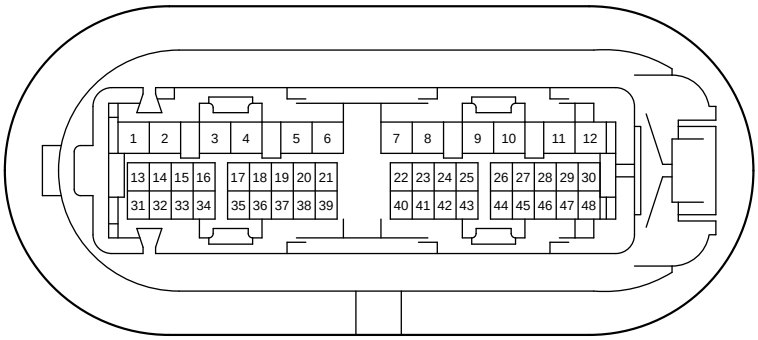

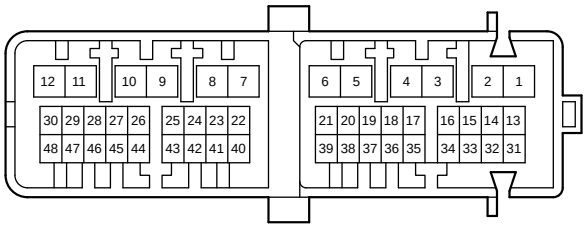

RT1
White

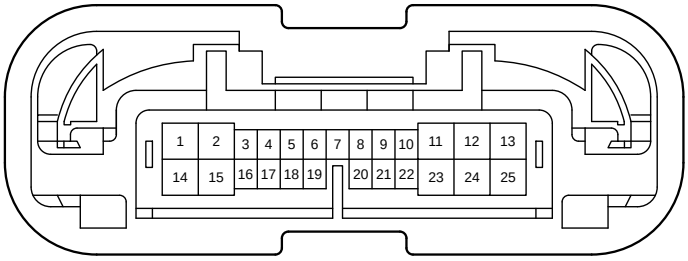

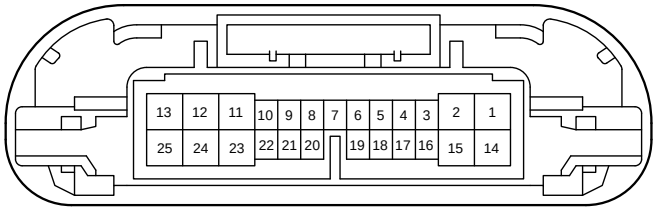

RU1
White

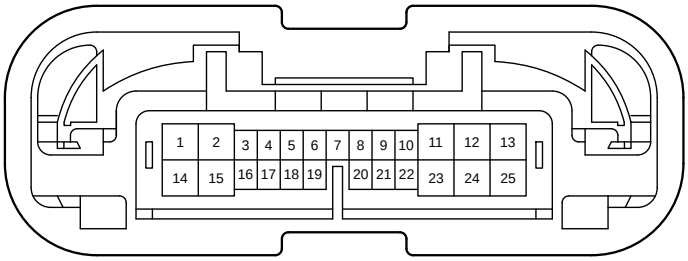

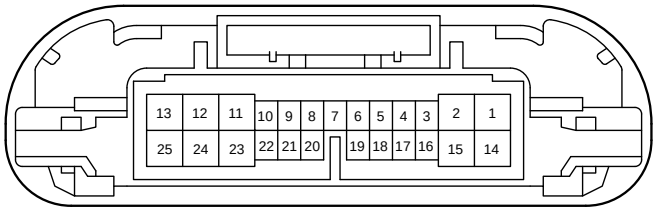

TN1
White

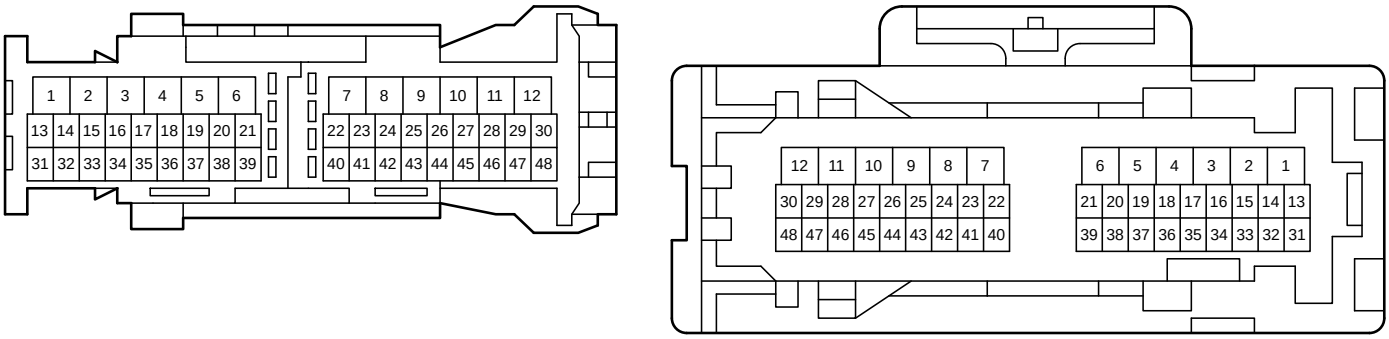

UT1
White

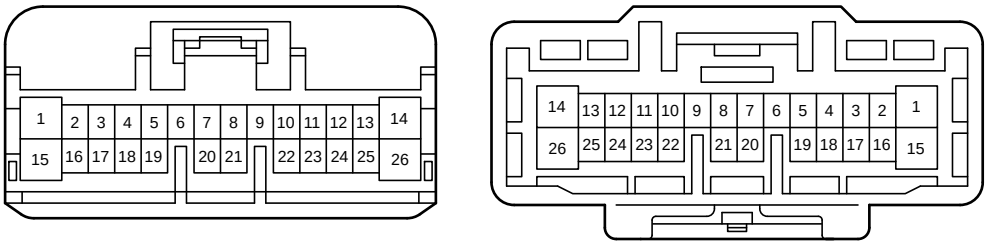
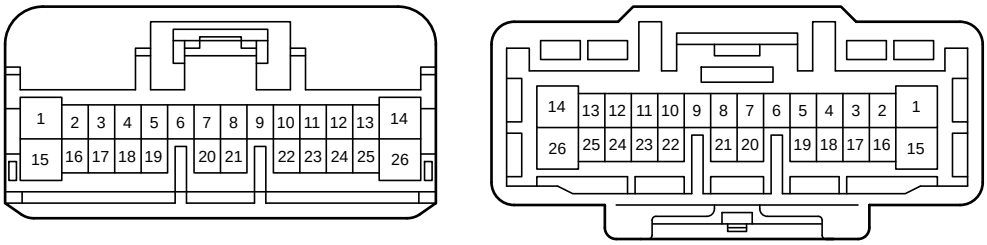
aT1
White