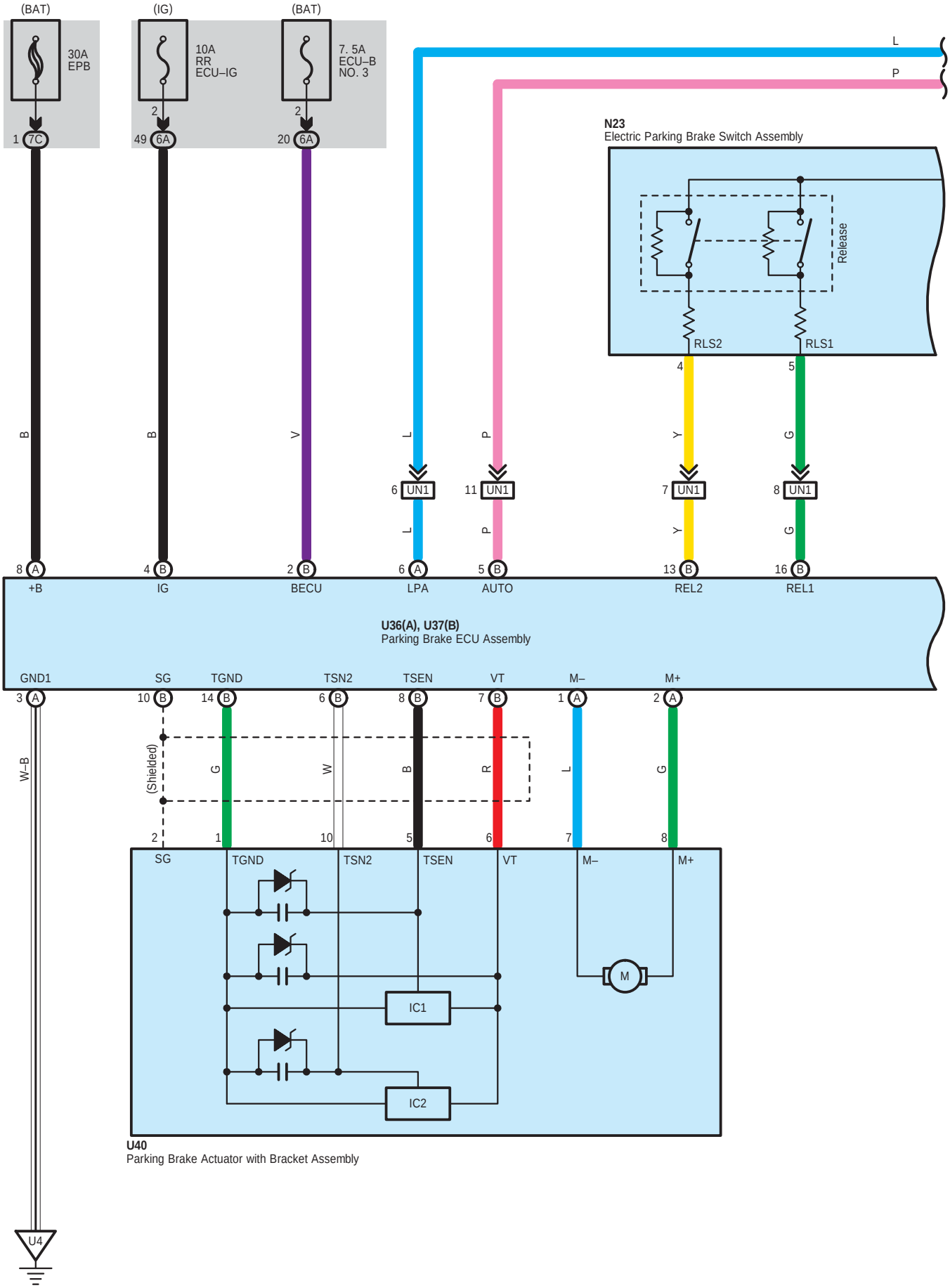
(BAT)
30A
EPB
1 7C
(IG)
10A
RR
ECU–IG
2
49 6A
(BAT)
7. 5A
ECU–B
NO. 3
2
20 6A
L
P
N23
Electric Parking Brake Switch Assembly
Release
RLS2
RLS1
4
5
B
B
V
L
P
Y
G
6 UN1
11 UN1
7 UN1
8 UN1
L
P
Y
G
8 A
4 B
2 B
6 A
5 B
13 B
16 B
+B
IG
BECU
LPA
AUTO
REL2
REL1
U36(A), U37(B)
Parking Brake ECU Assembly
GND1
SG
TGND
TSN2
TSEN
VT
M–
M+
3 A
10 B
14 B
6 B
8 B
7 B
1 A
2 A
W–B
(Shielded)
G
W
B
R
L
G
2
1
10
5
6
7
8
SG
TGND
TSN2
TSEN
VT
M–
M+
IC1
IC2
M
U40
Parking Brake Actuator with Bracket Assembly
U4

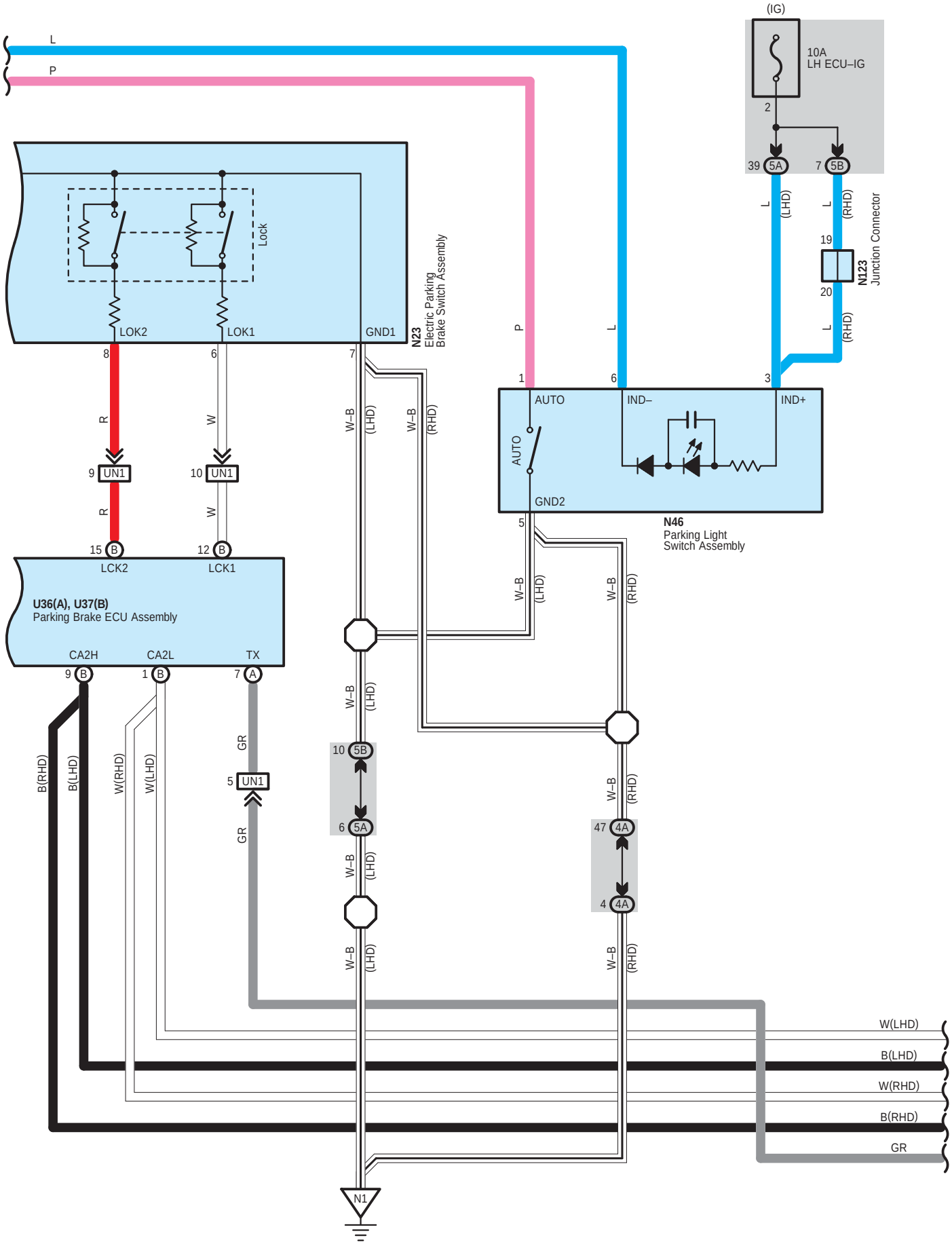
(IG)
10A
LH ECU–IG
2
39 5A
7 5B
L
P
L (LHD)
L (RHD)
19
20
N123
Junction Connector
L (RHD)
Lock
LOK2
LOK1
GND1
N23
Electric Parking
Brake Switch Assembly
8
6
7
R
W
W–B (LHD)
W–B (RHD)
9 UN1
10 UN1
R
W
15 B
12 B
LCK2
LCK1
U36(A), U37(B)
Parking Brake ECU Assembly
CA2H
CA2L
TX
9 B
1 B
7 A
B(RHD)
B(LHD)
W(RHD)
W(LHD)
GR
5 UN1
GR
10 5B
6 5A
W–B (LHD)
W–B (LHD)
W–B (LHD)
1
6
3
AUTO
IND–
IND+
AUTO
GND2
5
N46
Parking Light
Switch Assembly
W–B (LHD)
W–B (RHD)
W–B (RHD)
47 4A
4 4A
W–B (RHD)
W(LHD)
B(LHD)
W(RHD)
B(RHD)
GR
N1

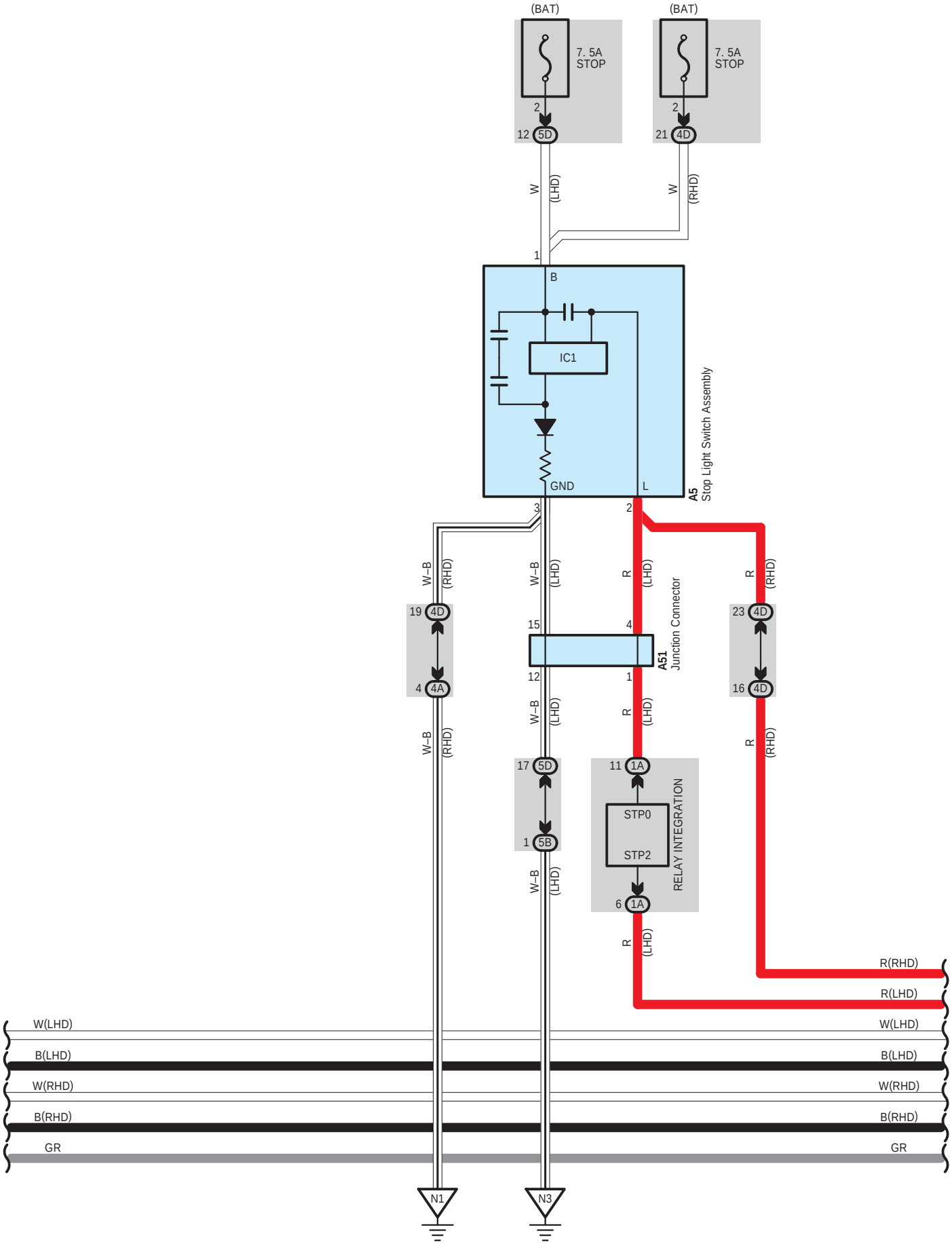
(BAT)
7. 5A
STOP
2
12 5D
(BAT)
7. 5A
STOP
2
21 4D
W
(LHD)
W
(RHD)
1
B
IC1
GND
L
A5
Stop Light Switch Assembly
3
2
W–B
(RHD)
W–B
(LHD)
R
(LHD)
R
(RHD)
19 4D
15
4
23 4D
A51
Junction Connector
12
1
4 4A
16 4D
W–B
(LHD)
R
(LHD)
W–B
(RHD)
R
(RHD)
17 5D
11 1A
STP0
STP2
RELAY INTEGRATION
1 5B
W–B
(LHD)
6 1A
R
(LHD)
R(RHD)
R(LHD)
W(LHD)
W(LHD)
B(LHD)
B(LHD)
W(RHD)
W(RHD)
B(RHD)
B(RHD)
GR
GR
N1
N3

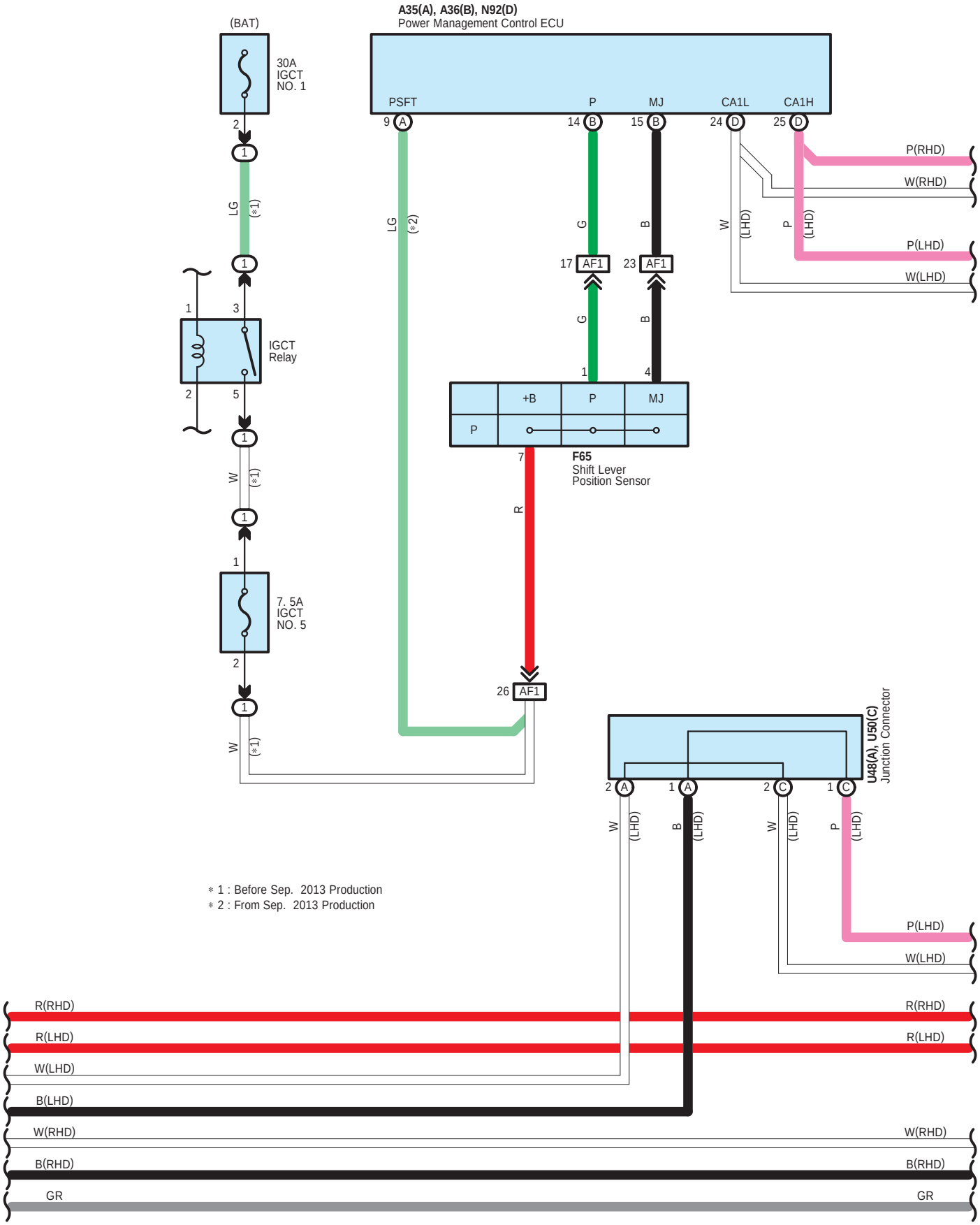

* 1 : Before Sep. 2013 Production
* 2 : From Sep. 2013 Production

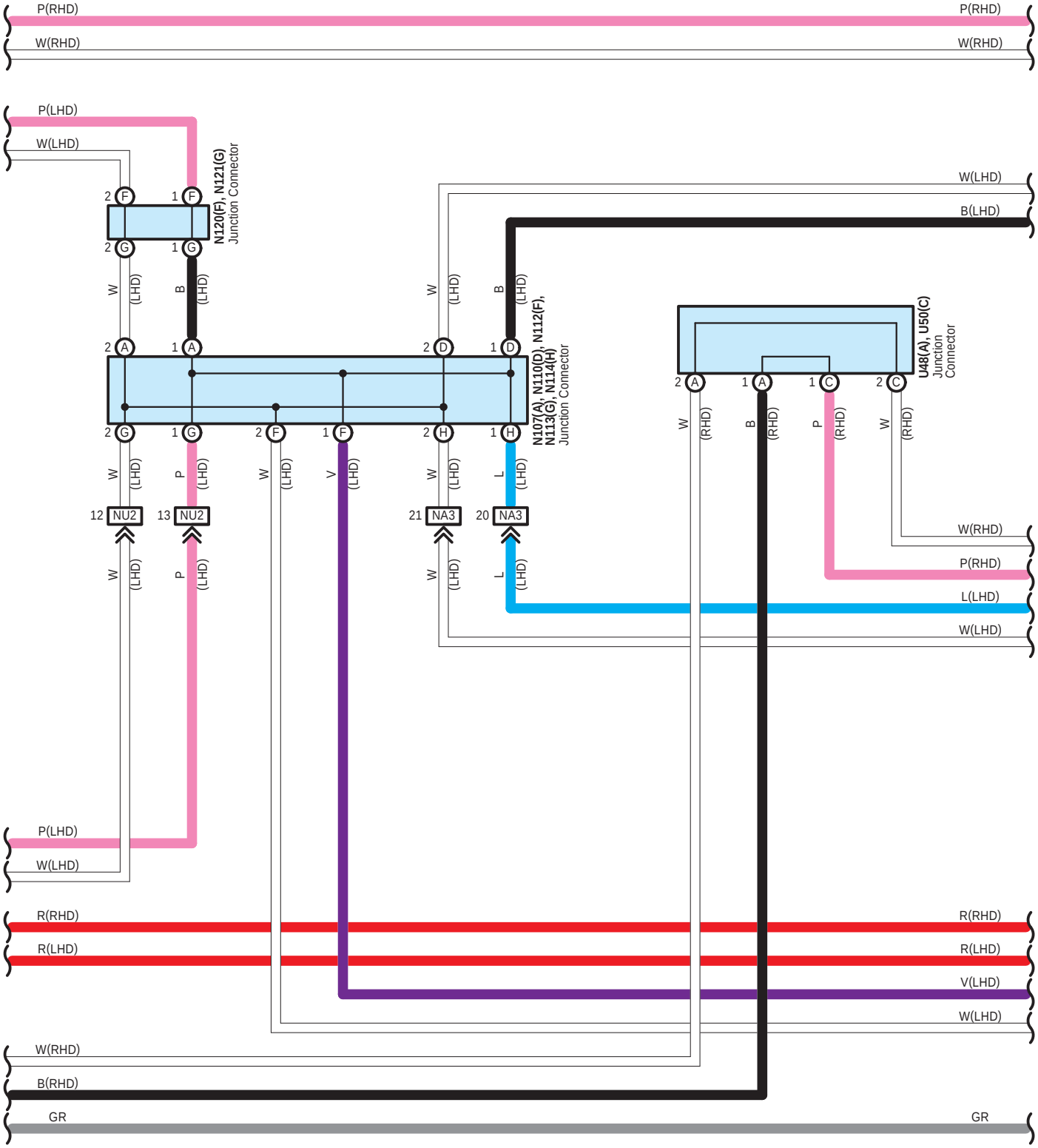
P(RHD)
W(RHD)
P(LHD)
W(LHD)
N120(F), N121(G)
Junction Connector
B(LHD)
N107(A), N110(D), N112(F),
N113(G), N114(H)
Junction Connector
U48(A), U50(C)
Junction
Connector
NU2
NA3
L(LHD)
R(RHD)
R(LHD)
V(LHD)
B(RHD)
GR

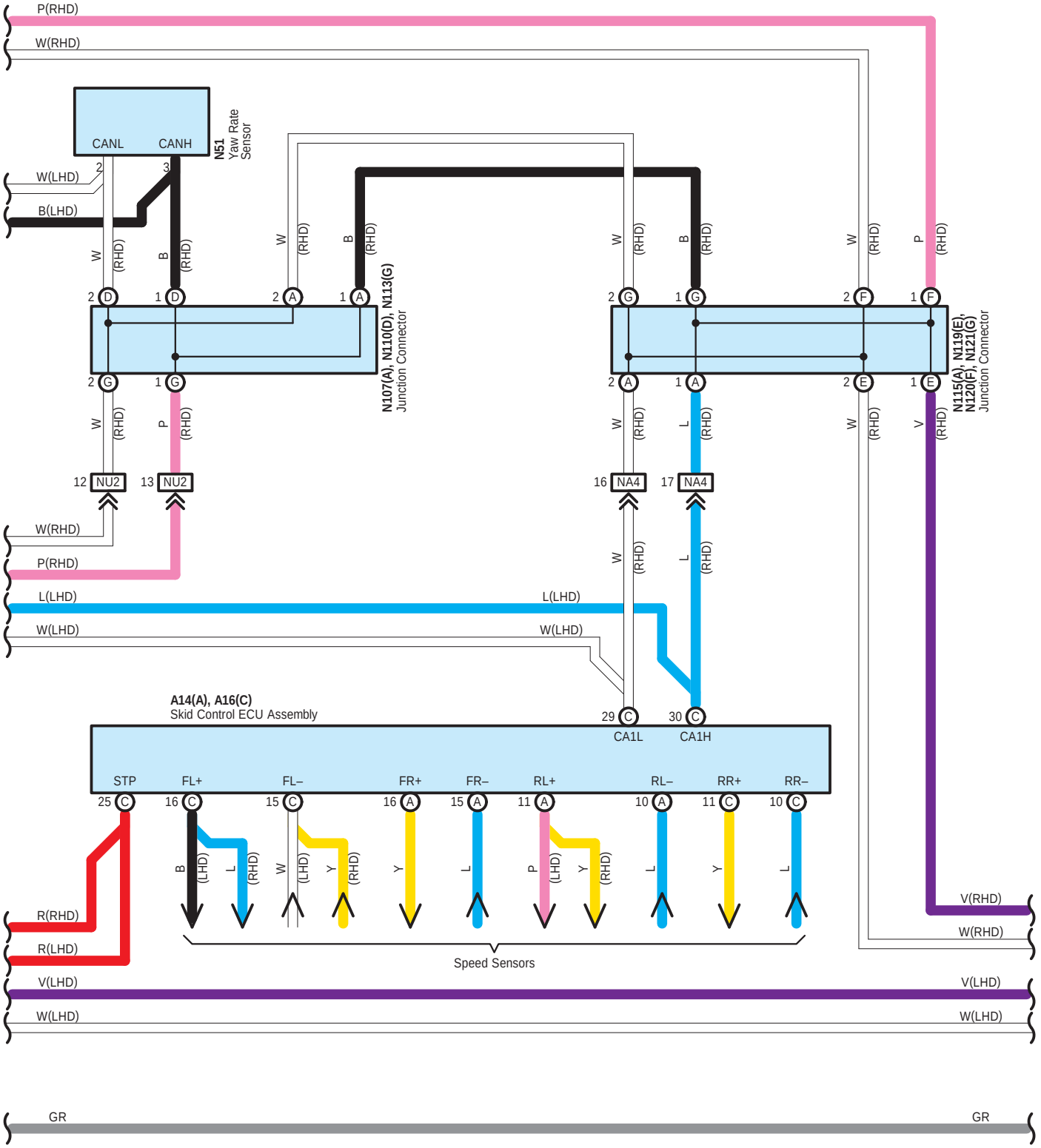
P(RHD)
W(RHD)
CANL
CANH
N51
Yaw Rate
Sensor
W(LHD)
B(LHD)
N107(A), N110(D), N113(G)
Junction Connector
N115(A), N119(E),
N120(F), N121(G)
Junction Connector
NU2
NA4
L(LHD)
A14(A), A16(C)
Skid Control ECU Assembly
CA1L
CA1H
STP
FL+
FL–
FR+
FR–
RL+
RL–
RR+
RR–
R(RHD)
R(LHD)
V(LHD)
V(RHD)
Speed Sensors
GR

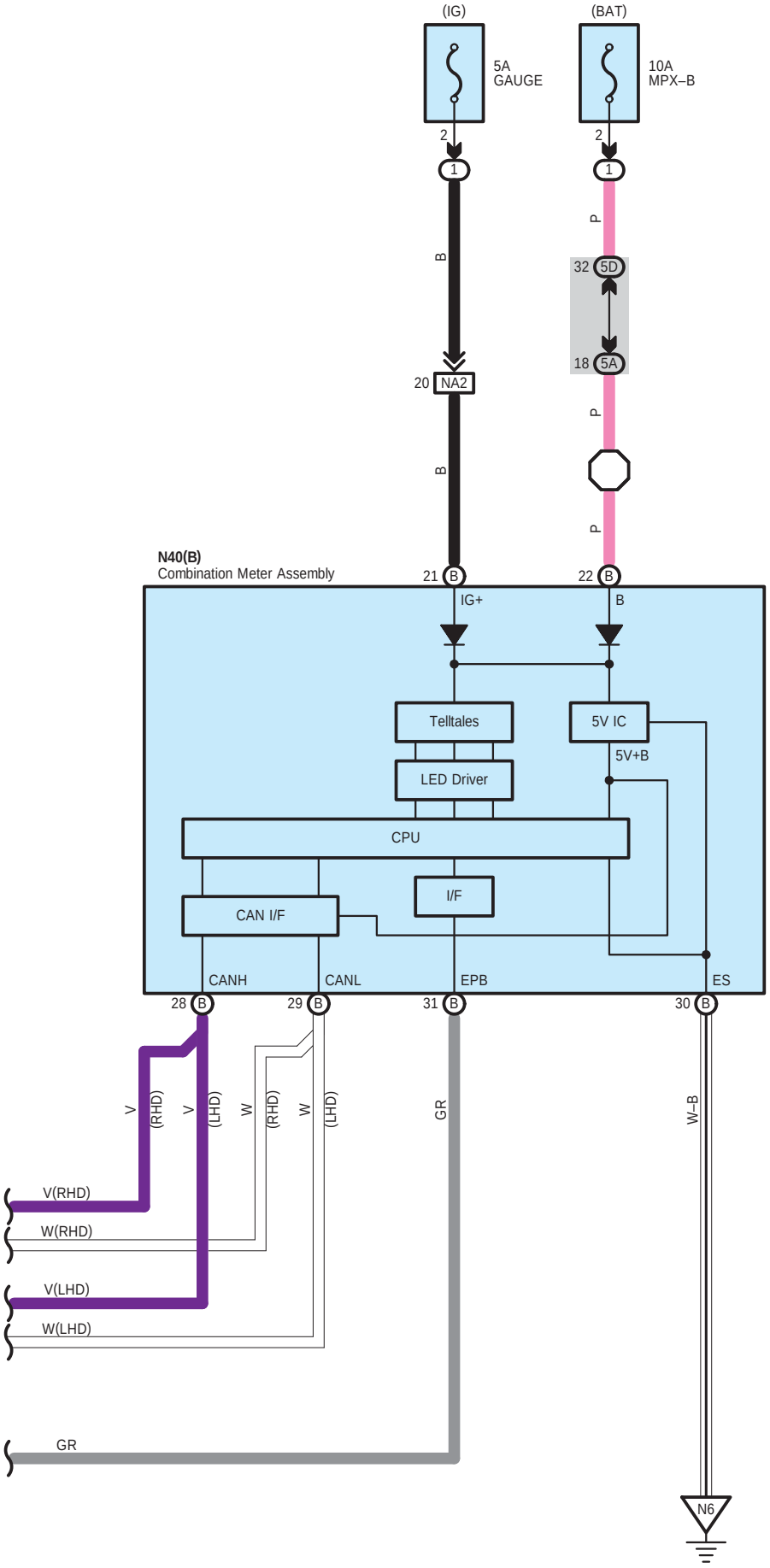
(IG)
(BAT)
5A
GAUGE
10A
MPX–B
2
1
B
P
32
5D
18
5A
20
NA2
N40(B)
Combination Meter Assembly
21
22
IG+
B
Telltales
5V IC
5V+B
LED Driver
CPU
I/F
CAN I/F
CANH
CANL
EPB
ES
28
29
31
30
V
(RHD)
(LHD)
W
GR
W–B
V(RHD)
W(RHD)
V(LHD)
W(LHD)
GR
N6

A 5
White

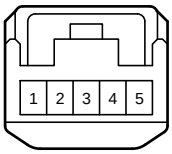

A 14
Black

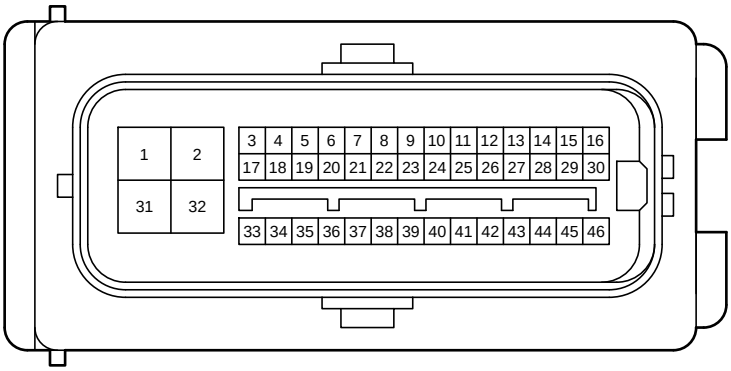

A 16
Gray

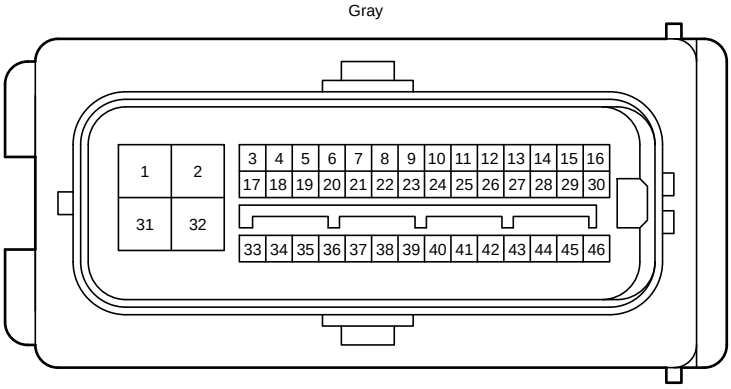

A 35
Gray

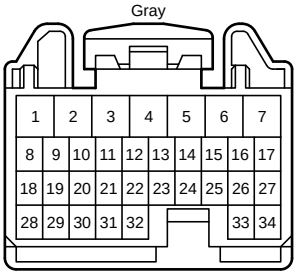

A 36
Gray

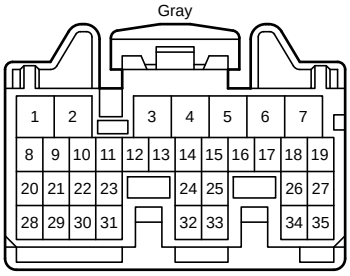

A 51
Blue

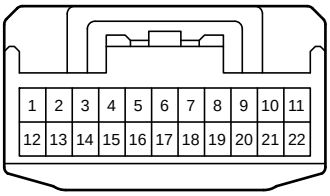

F 65
Gray

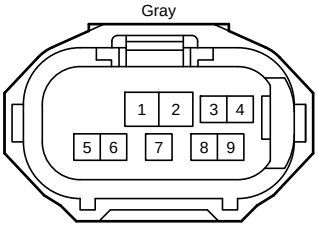

N 23
Black



N 40
Black

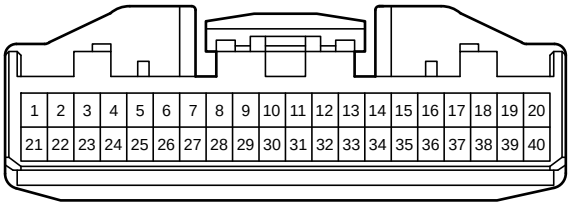

N 46
Blue

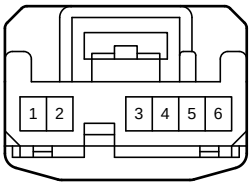

N 51
Black



N 92
Gray

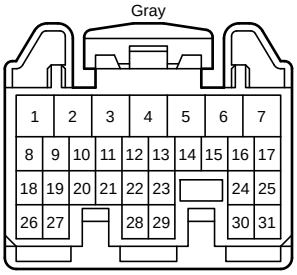

N107
White

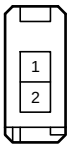

N110
White

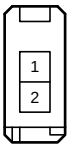

N112
White

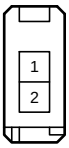

N113
White

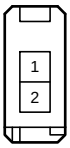

N114
White

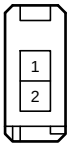

N115
White

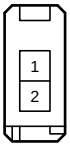

N119
White

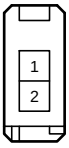

N120
White

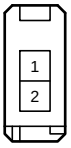

N121
White

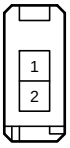

N123
Blue

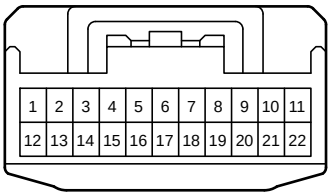

U 36
White

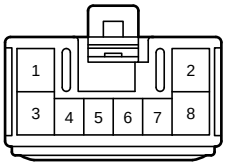

U 37
White



U 40
White

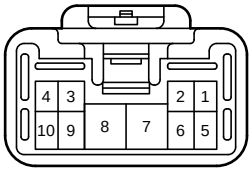

U 48
White

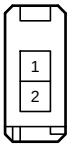

U 50
White

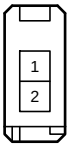

1A
Black

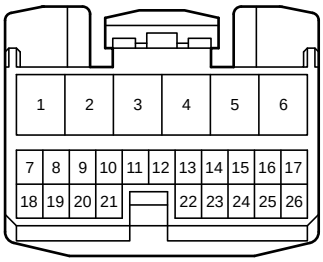

4A
White

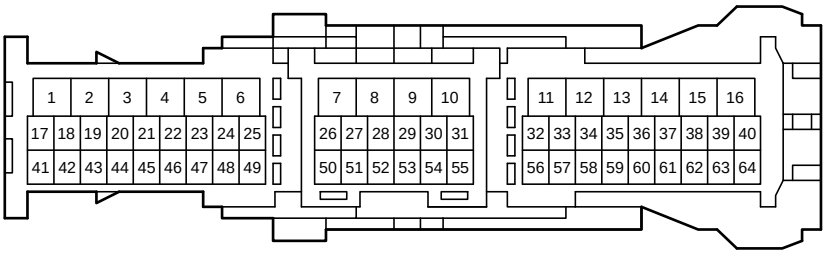

4D
White

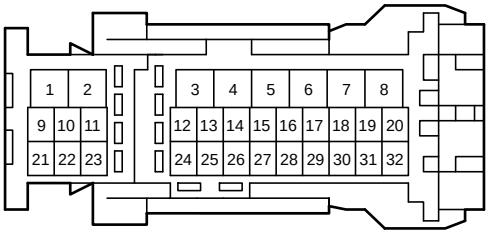

5A
White

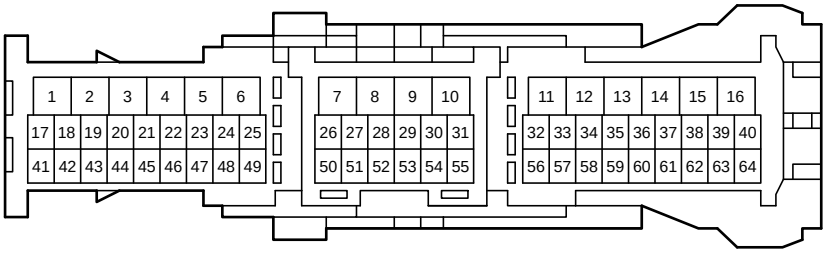

5B
White

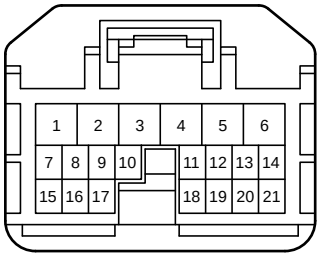

5D
White

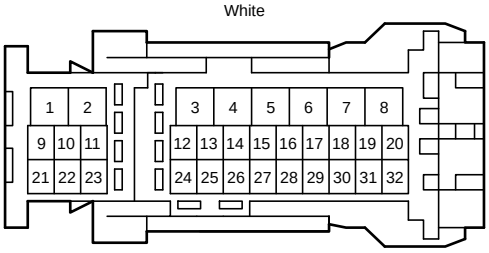

6A
White

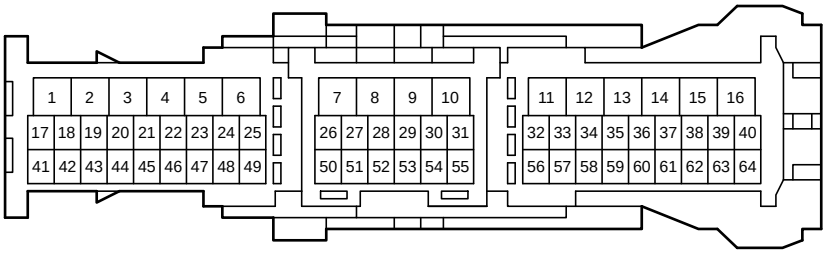

7C
White

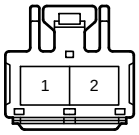

AF1
White

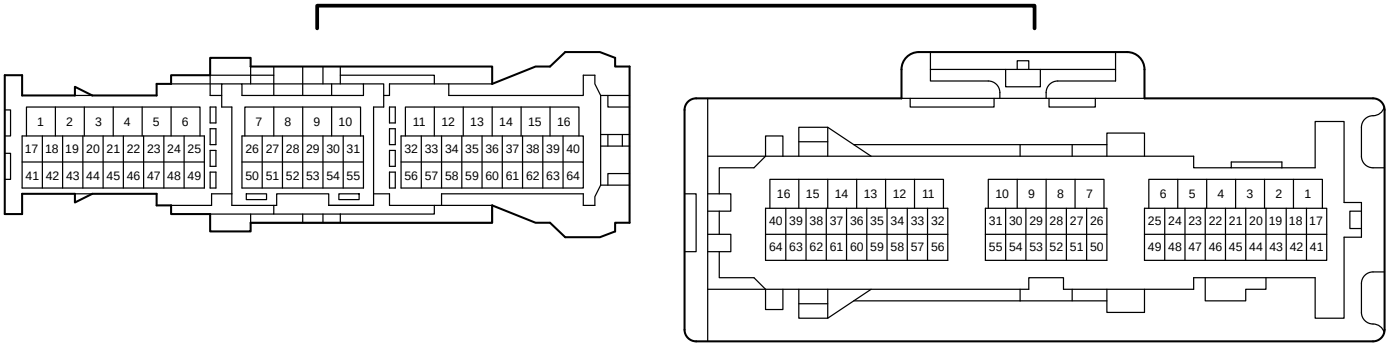

NA2
White

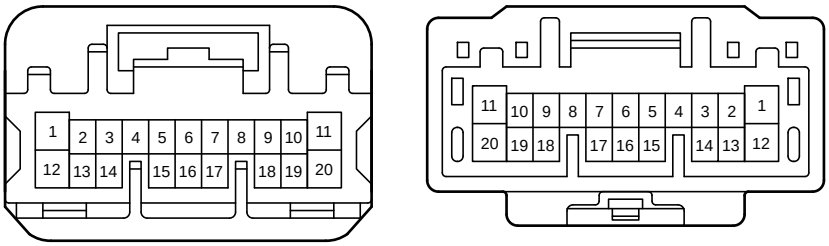

NA3
White

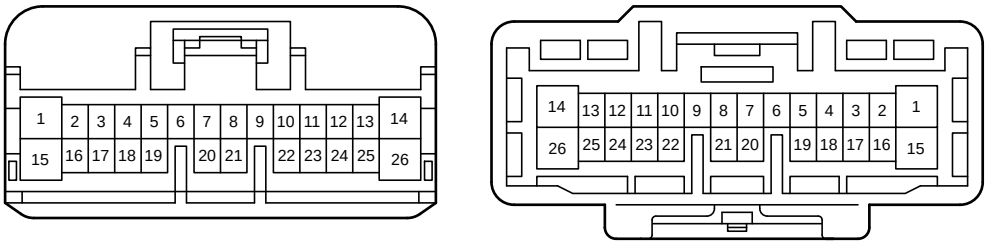

NA4
Gray

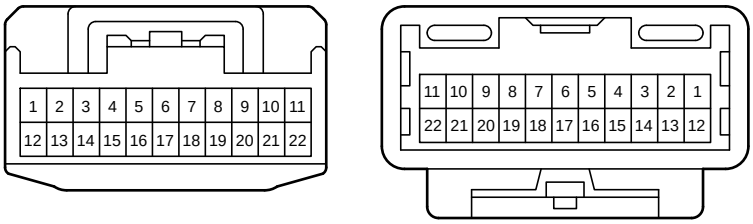

NU2
White

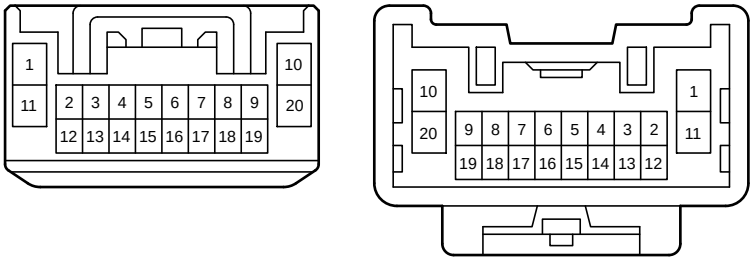

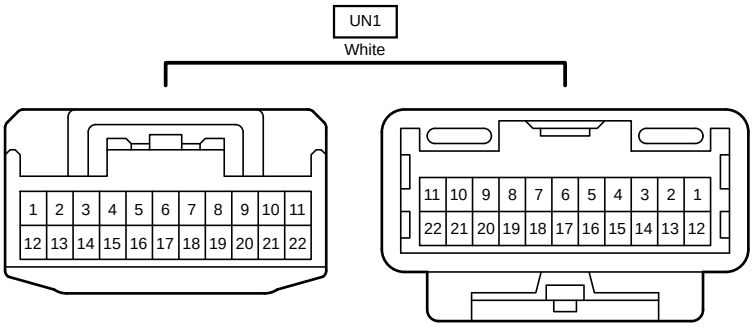
UN1
White
1 2 3 4 5 6 7 8 9 10 11
12 13 14 15 16 17 18 19 20 21 22
11 10 9 8 7 6 5 4 3 2 1
22 21 20 19 18 17 16 15 14 13 12