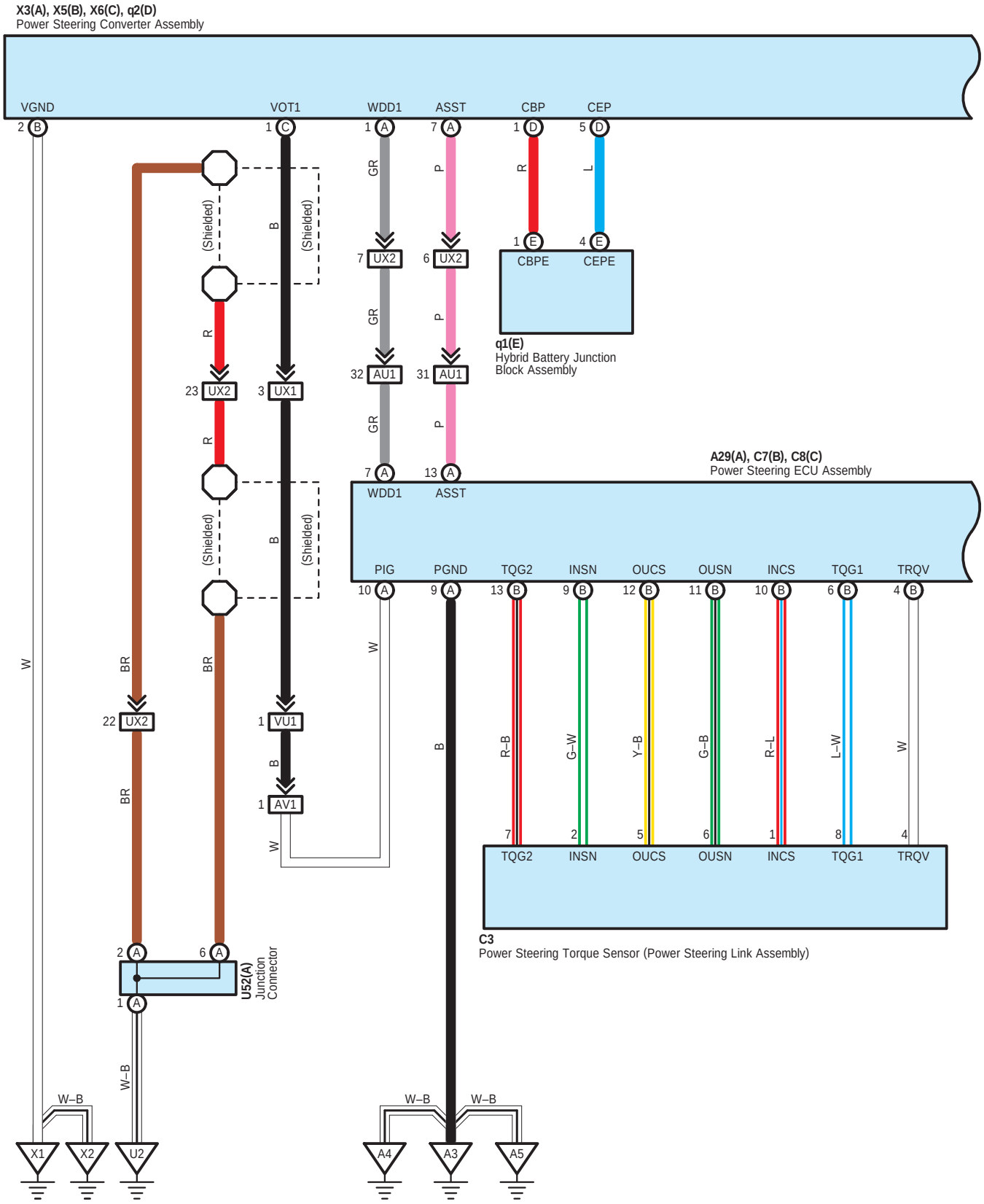
X3(A), X5(B), X6(C), q2(D)
Power Steering Converter Assembly
VGND
VOT1
WDD1
ASST
CBP
CEP
q1(E)
Hybrid Battery Junction Block Assembly
CBPE
CEPE
A29(A), C7(B), C8(C)
Power Steering ECU Assembly
PIG
PGND
TQG2
INSN
OUCS
OUSN
INCS
TQG1
TRQV
C3
Power Steering Torque Sensor (Power Steering Link Assembly)
U52(A)
Junction Connector
(Shielded)
UX2
UX1
AU1
VU1
AV1
W–B
X1
X2
U2
A4
A3
A5

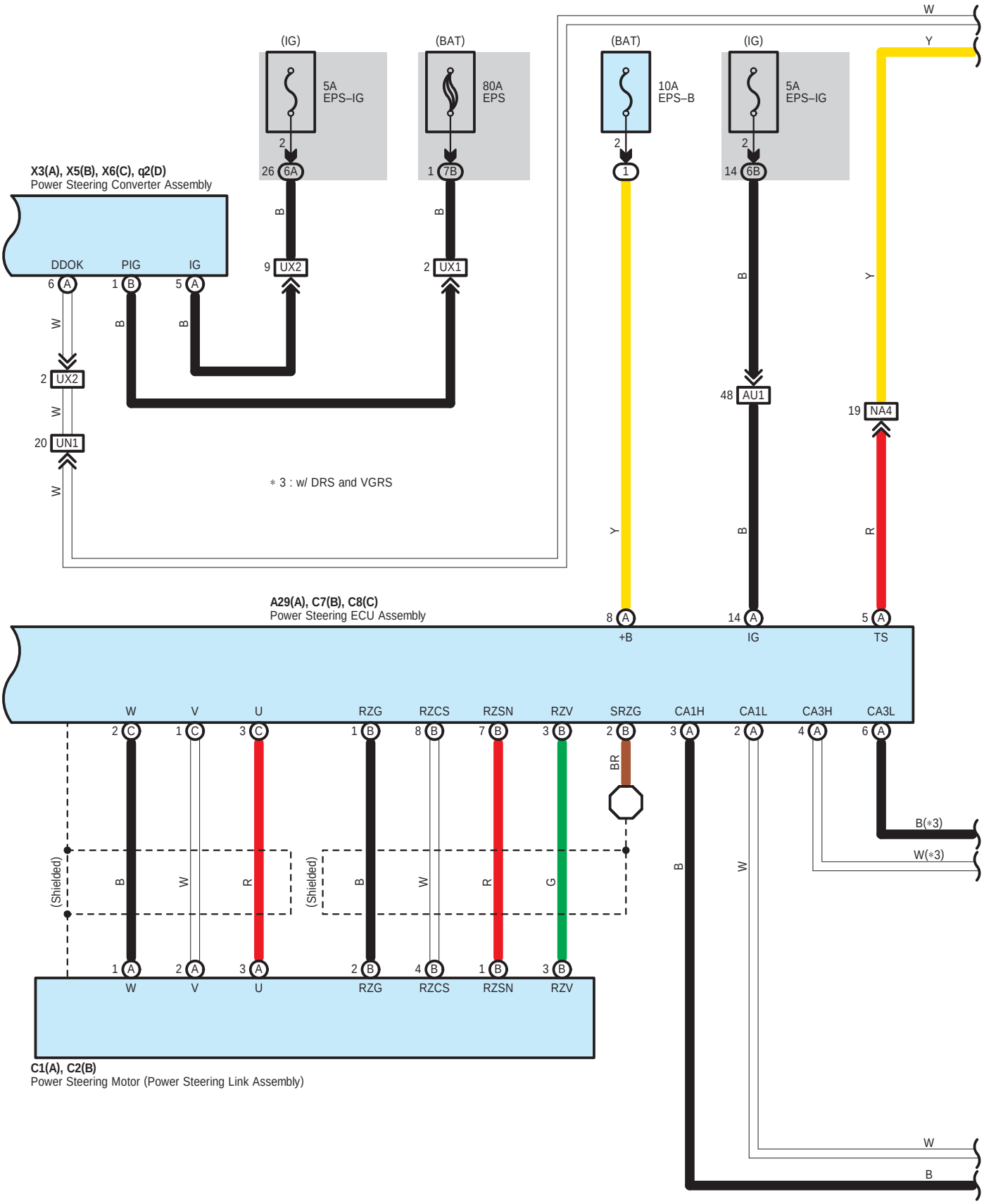
(IG)
5A
EPS–IG
(BAT)
80A
EPS
(BAT)
10A
EPS–B
(IG)
5A
EPS–IG
X3(A), X5(B), X6(C), q2(D)
Power Steering Converter Assembly
DDOK
PIG
IG
26 6A
1 7B
1
14 6B
9 UX2
2 UX1
6 A
1 B
5 A
2 UX2
20 UN1
48 AU1
19 NA4
∗ 3 : w/ DRS and VGRS
A29(A), C7(B), C8(C)
Power Steering ECU Assembly
8 A
+B
14 A
IG
5 A
TS
W
V
U
RZG
RZCS
RZSN
RZV
SRZG
CA1H
CA1L
CA3H
CA3L
(Shielded)
(Shielded)
B(∗3)
W(∗3)
C1(A), C2(B)
Power Steering Motor (Power Steering Link Assembly)



∗ 3 : w/ DRS and VGRS
∗ 5 : Before Sep. 2013 Production
∗ 6 : From Sep. 2013 Production

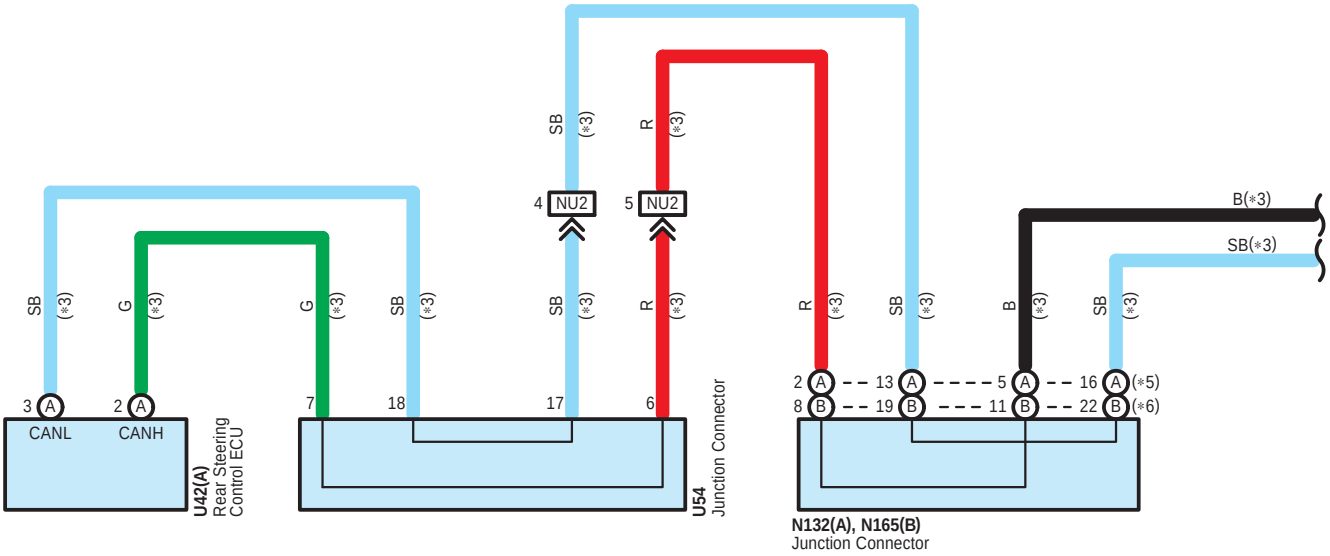

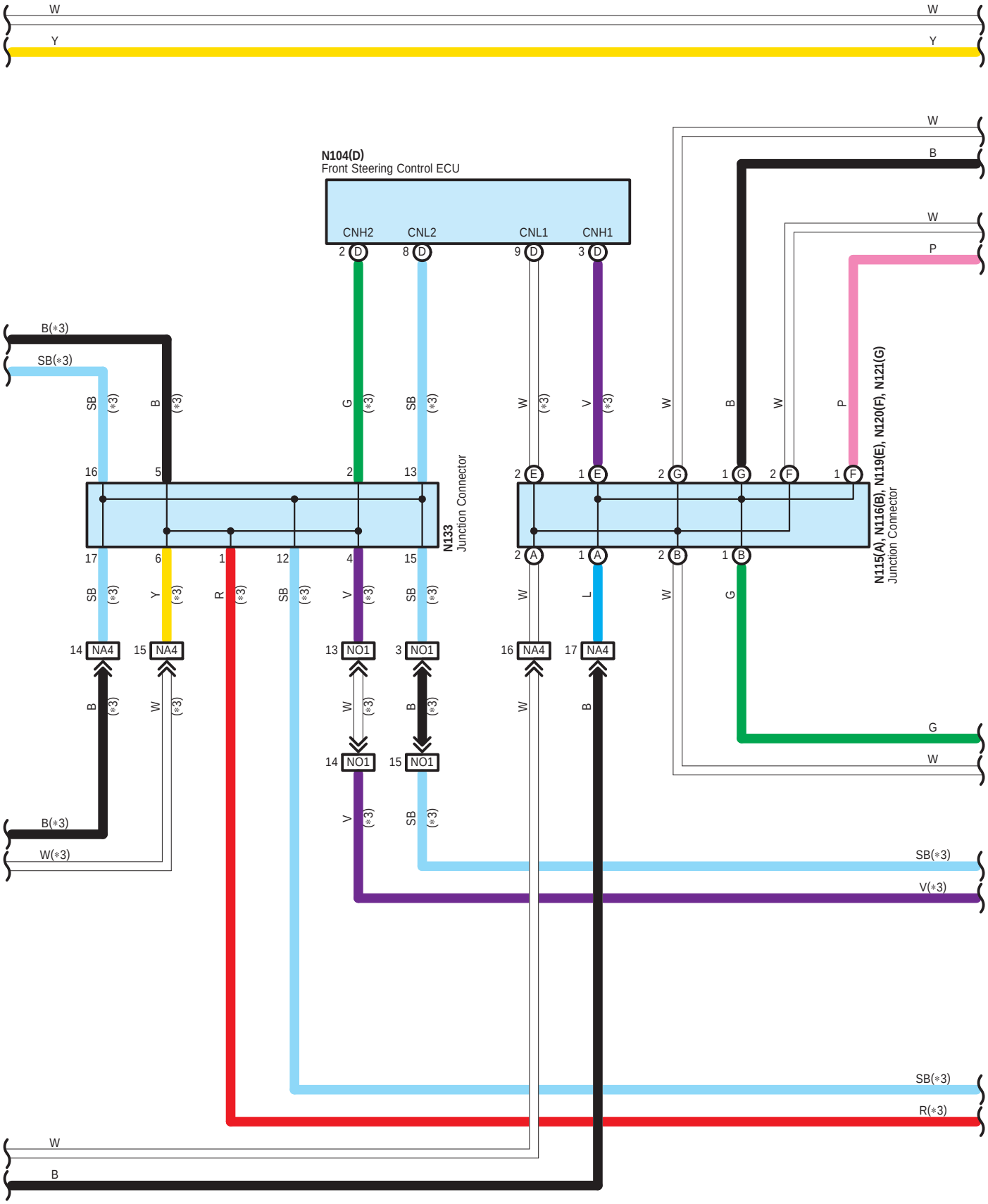
W
Y
N104(D)
Front Steering Control ECU
CNH2
CNL2
CNL1
CNH1
B(*3)
SB(*3)
N133
Junction Connector
N115(A), N116(B), N119(E), N120(F), N121(G)
Junction Connector
NA4
NO1
W(*3)
SB(*3)
V(*3)
R(*3)
G
P
B

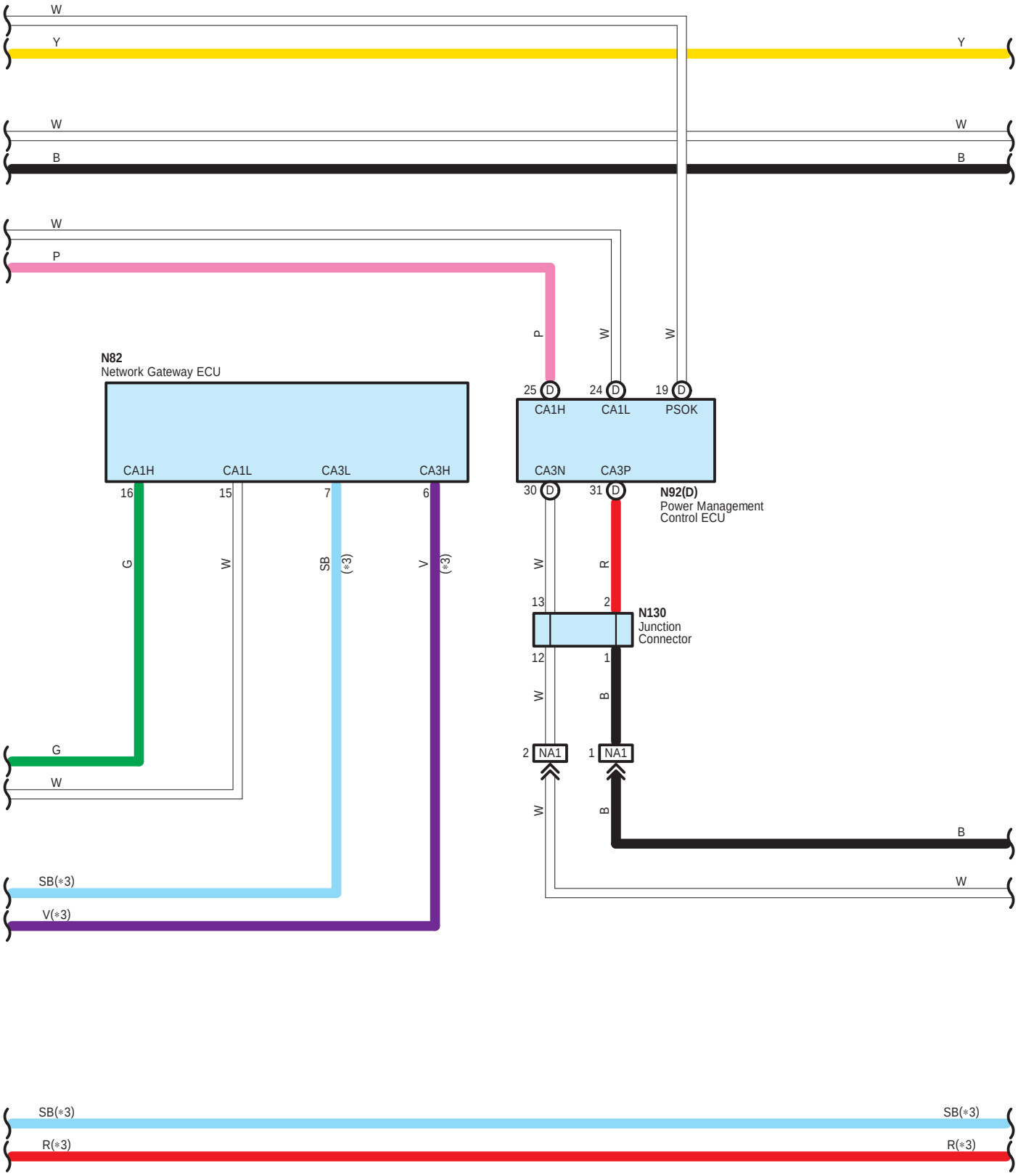
W
Y
Y
W
W
B
B
W
P
P
W
W
N82
Network Gateway ECU
CA1H
CA1L
CA3L
CA3H
16
15
7
6
G
W
SB
(*3)
V
(*3)
25 D
24 D
19 D
CA1H
CA1L
PSOK
CA3N
CA3P
30 D
31 D
N92(D)
Power Management
Control ECU
W
R
13
2
N130
Junction
Connector
12
1
W
B
2 NA1
1 NA1
G
W
W
B
B
W
SB(*3)
V(*3)
SB(*3)
SB(*3)
R(*3)
R(*3)

∗1 : w/ Adaptive Variable Suspension
∗2 : w/o Adaptive Variable Suspension
∗3 : w/ DRS and VGRS

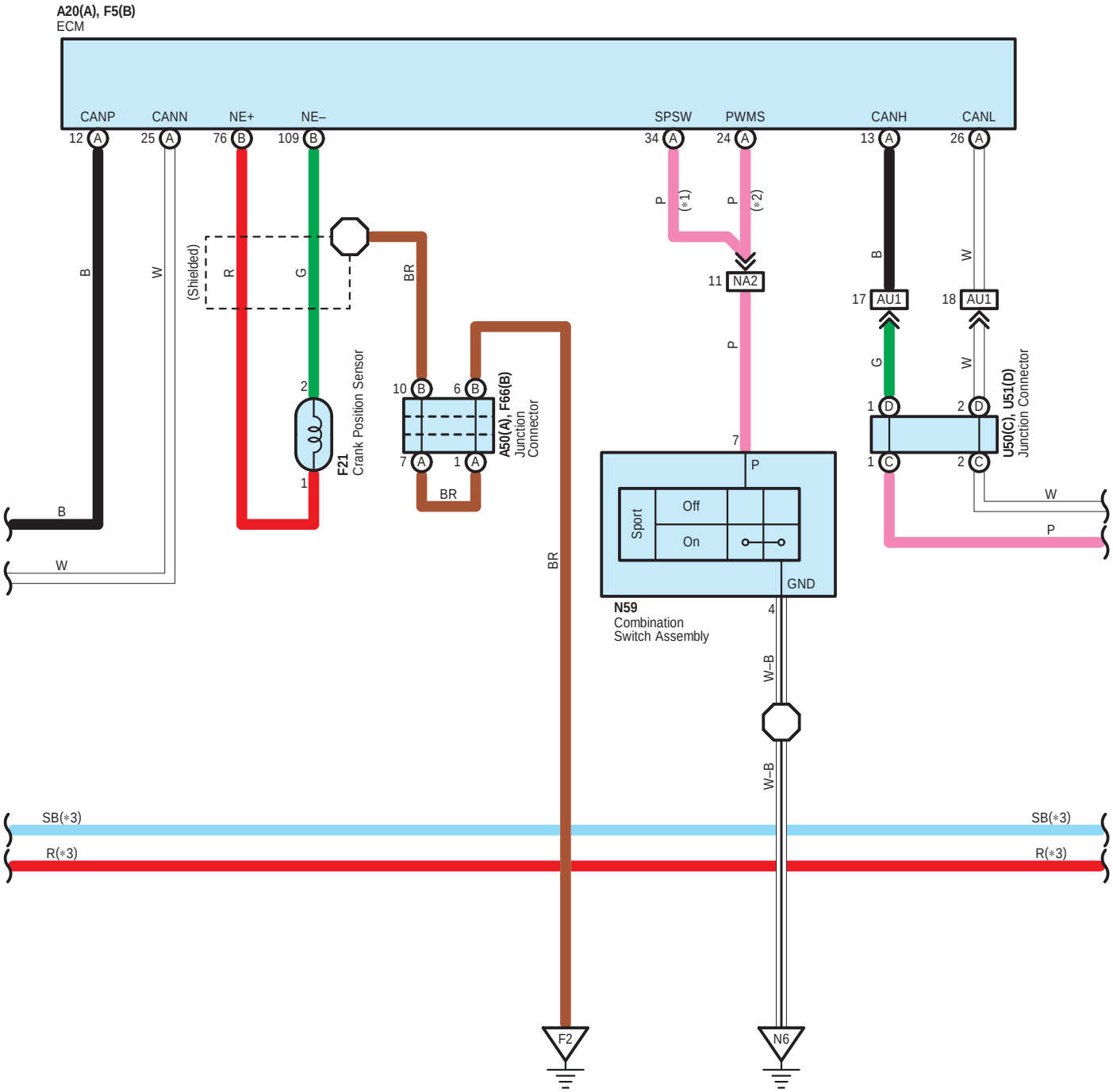

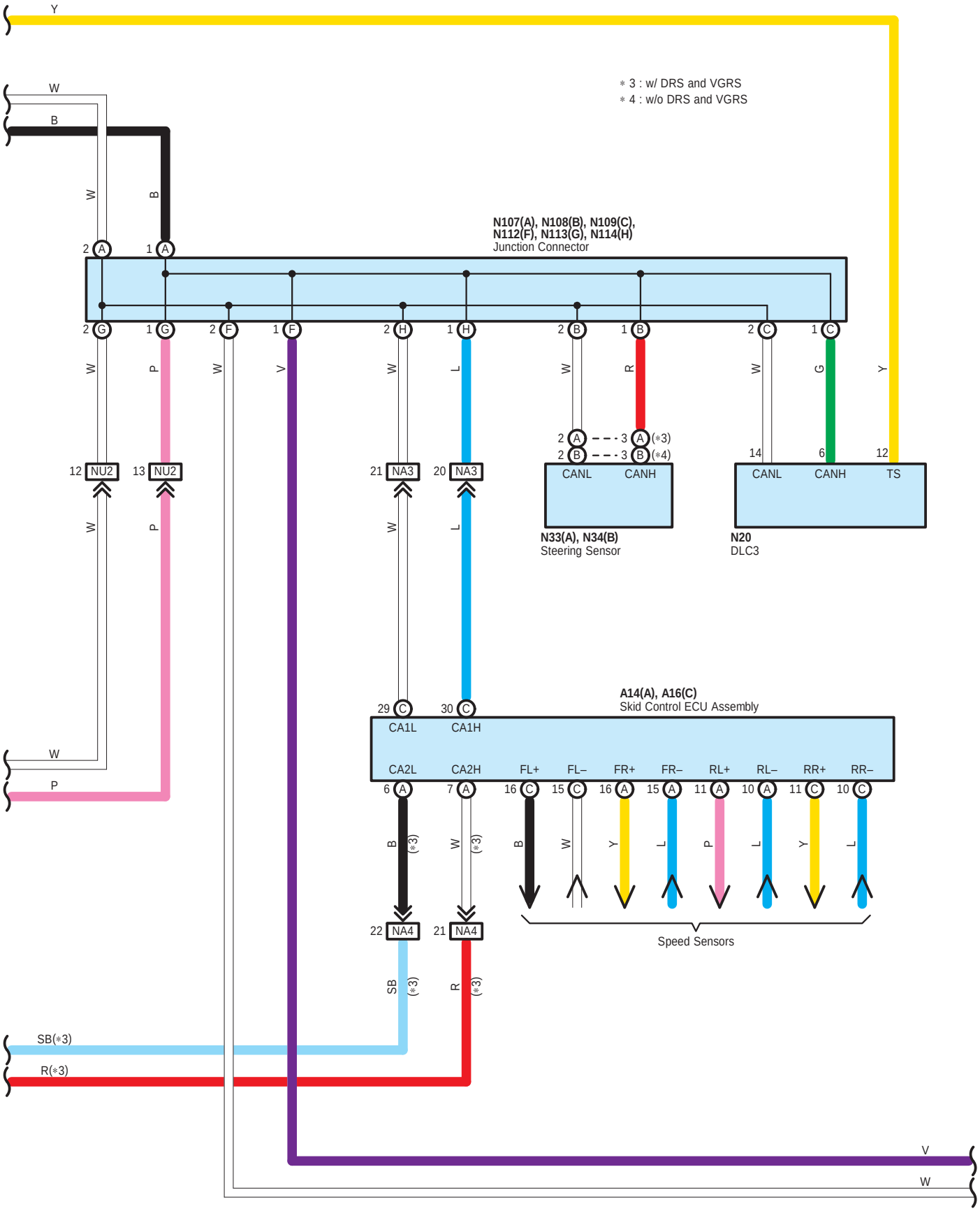
Y
W
B
∗ 3 : w/ DRS and VGRS
∗ 4 : w/o DRS and VGRS
N107(A), N108(B), N109(C),
N112(F), N113(G), N114(H)
Junction Connector
2 A
1 A
2 G
1 G
2 F
1 F
2 H
1 H
2 B
1 B
2 C
1 C
W
P
W
V
W
L
W
R
W
G
Y
2 A
2 B
3 A (∗3)
3 B (∗4)
CANL
CANH
N33(A), N34(B)
Steering Sensor
14
6
12
CANL
CANH
TS
N20
DLC3
12 NU2
13 NU2
21 NA3
20 NA3
W
P
W
L
29 C
30 C
CA1L
CA1H
A14(A), A16(C)
Skid Control ECU Assembly
CA2L
CA2H
FL+
FL–
FR+
FR–
RL+
RL–
RR+
RR–
6 A
7 A
16 C
15 C
16 A
15 A
11 A
10 A
11 C
10 C
B (∗3)
W (∗3)
B
W
Y
L
P
L
Y
L
Speed Sensors
22 NA4
21 NA4
SB (∗3)
R (∗3)
SB(∗3)
R(∗3)
V
W

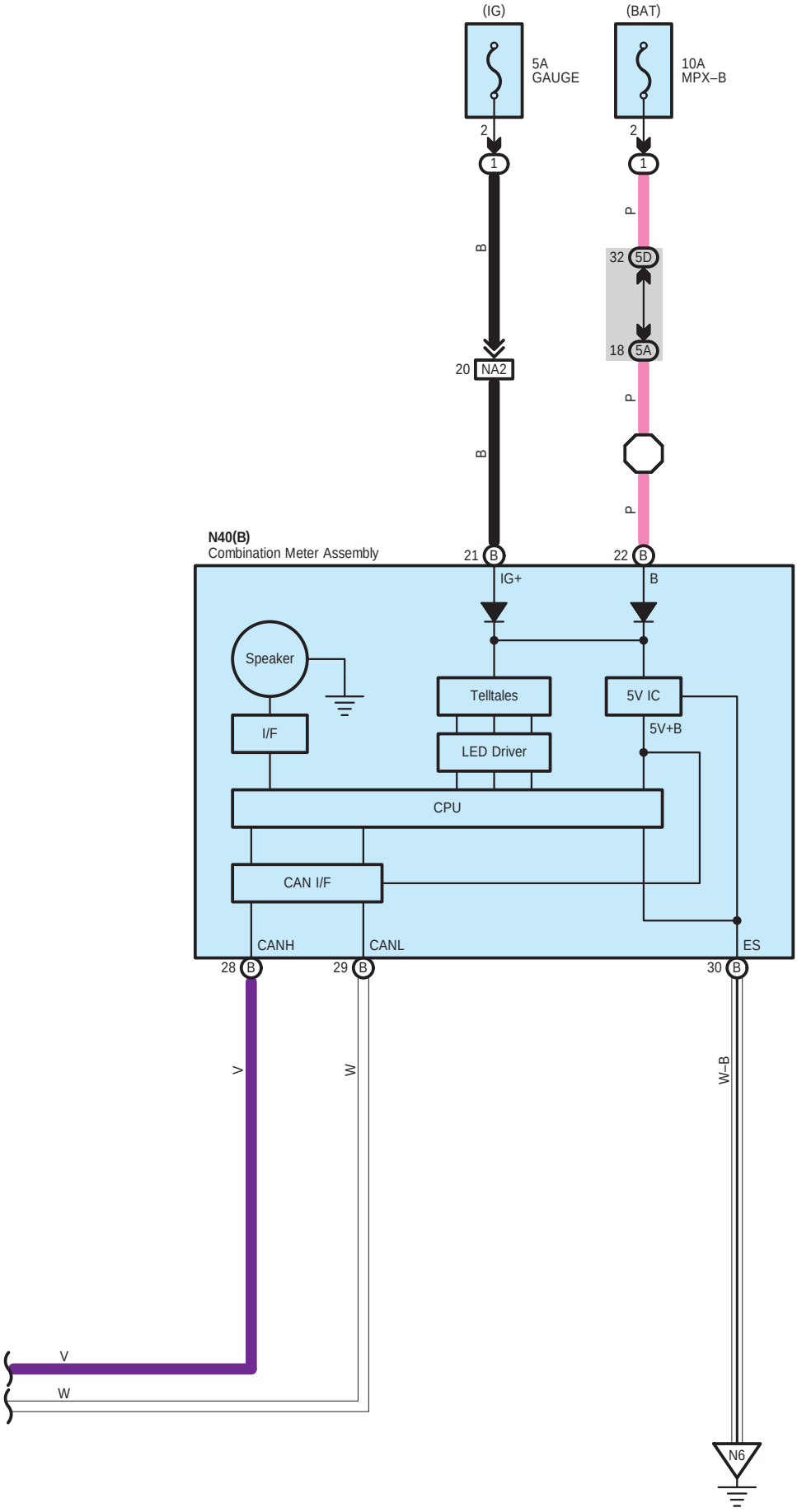
(IG)
(BAT)
5A
GAUGE
10A
MPX–B
2
1
B
P
32
5D
18
5A
20
NA2
N40(B)
Combination Meter Assembly
21
22
IG+
B
Speaker
I/F
Telltales
LED Driver
5V IC
5V+B
CPU
CAN I/F
CANH
CANL
ES
28
29
30
V
W
W–B
N6

A 14
Black

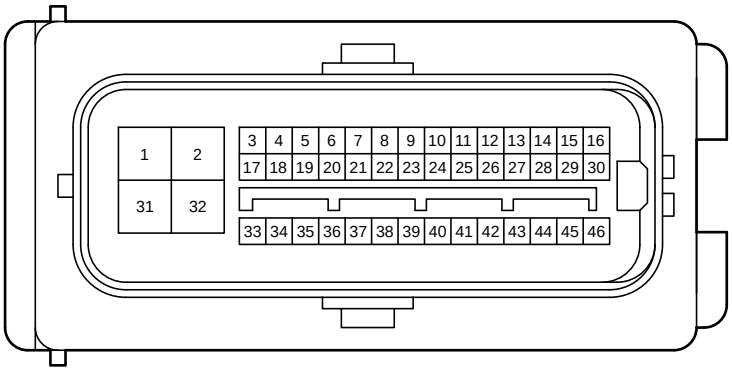

A 16
Gray

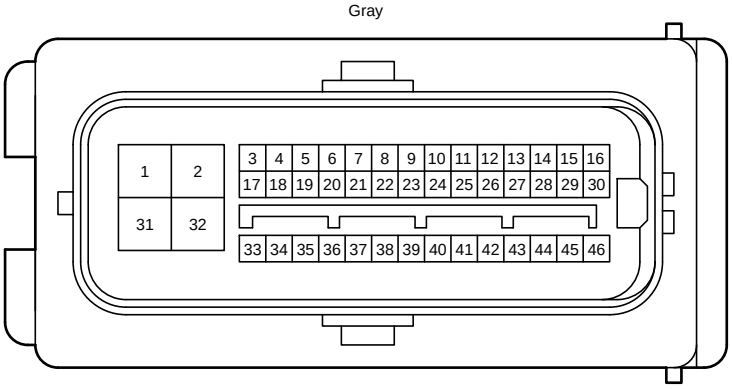

A 20
Black

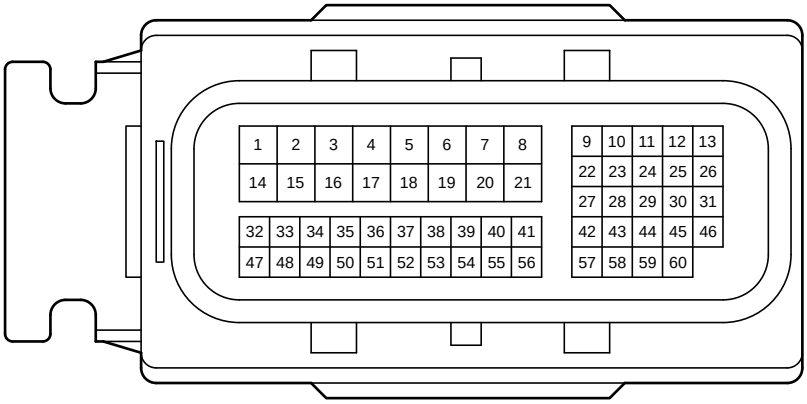

A 29
Black

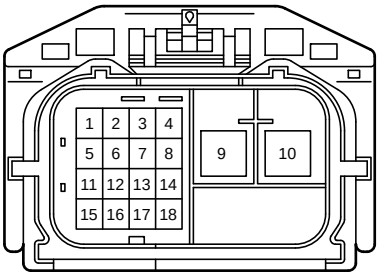

A 50
Gray

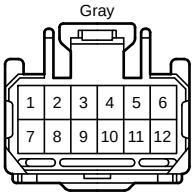

C 1
Gray

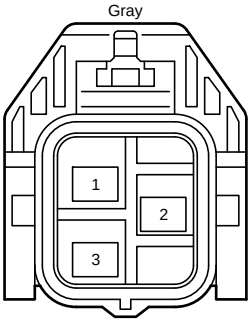

C 2
Gray

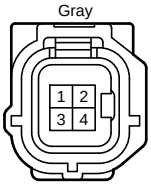

C 3
Gray

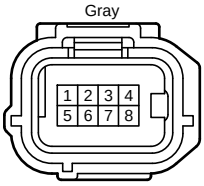

C 7
Black

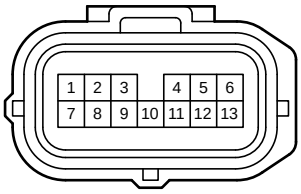

C 8
Black

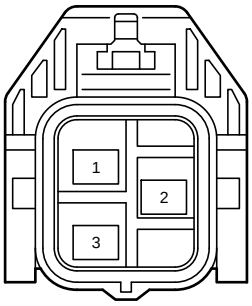

F 5
Black

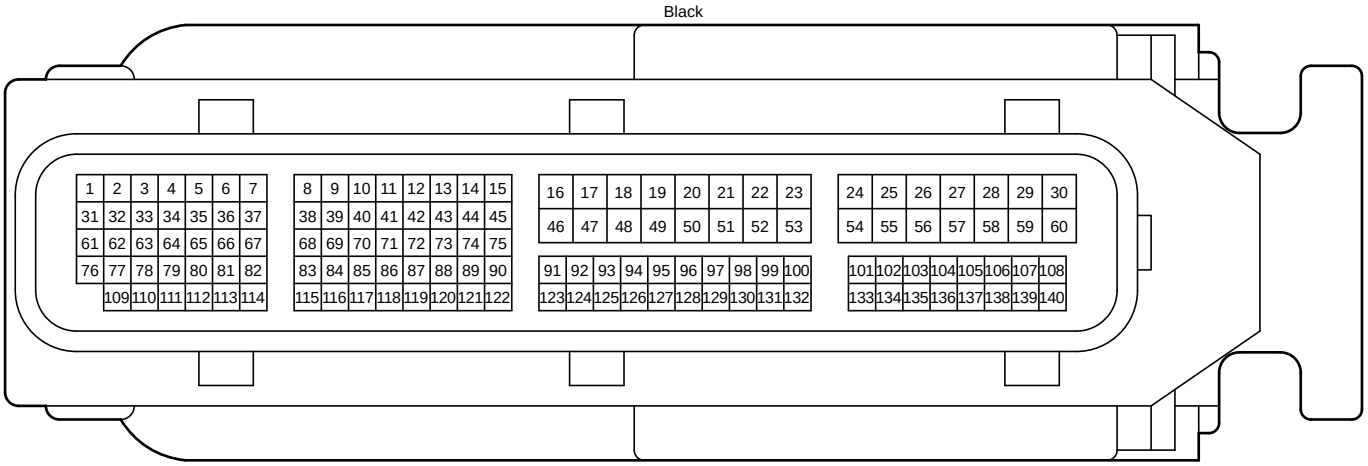

F 21
Black

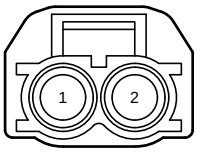

F 66
Gray

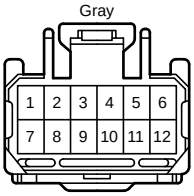

N 20
Black

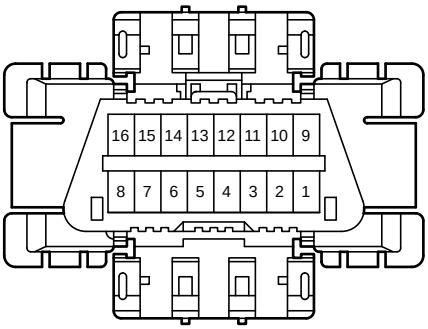

N 33
White

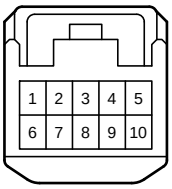

N 34
Black

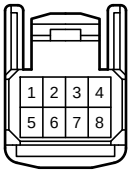

N 40
Black

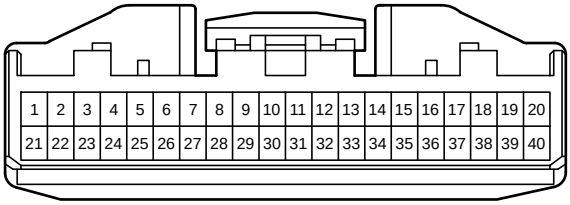

N 59
Black

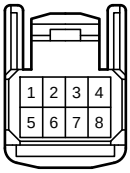

N 82
White

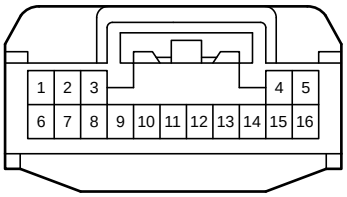

N 92
Gray

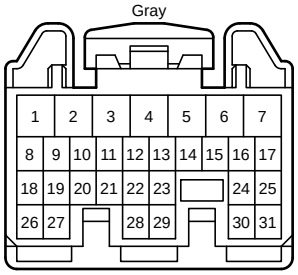

N104
White

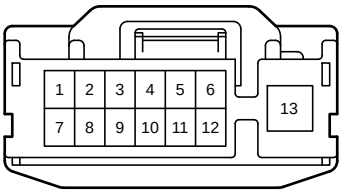

N107
White

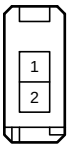

N108
White

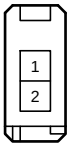

N109
White

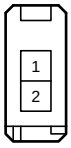

N112
White

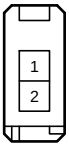

N113
White

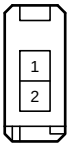

N114
White

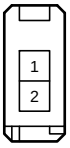

N115
White

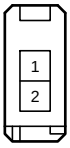

N116
White

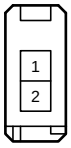

N119
White

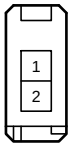

N120
White

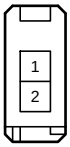

N121
White

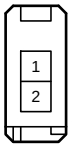

N130
Black

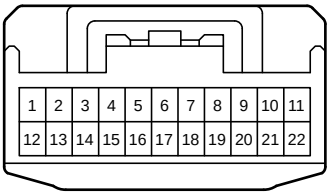

N132
Black

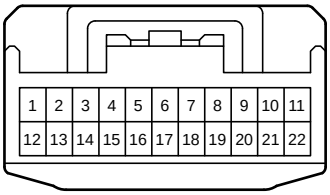

N133
Black

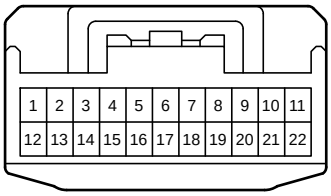

N165
Black

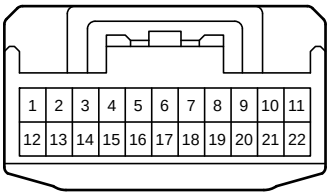

U 42
Black

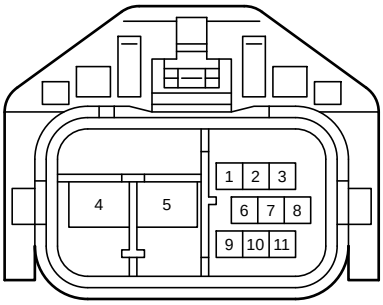

U 50
White

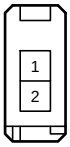

U 51
White

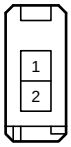

U 52
Blue



U 54
Blue

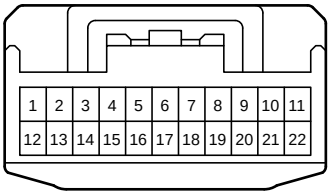

X 3
White

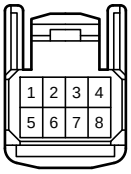

X 5
Gray

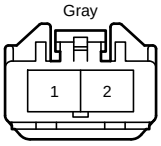

X 6
White

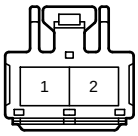

q 1
White

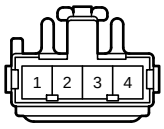

q 2
Orange

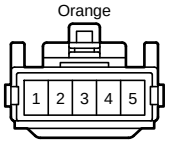

5A
White

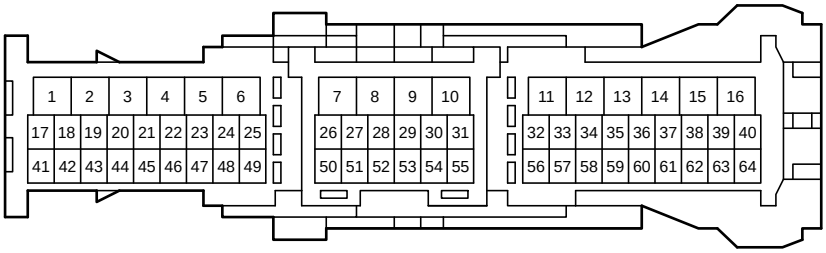

5D
White

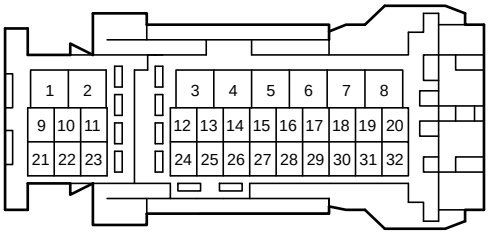

6A
White

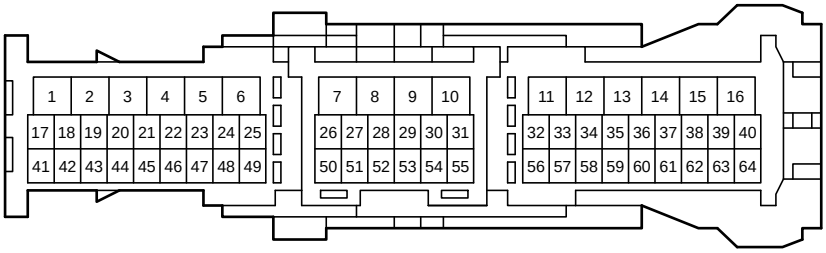

6B
White

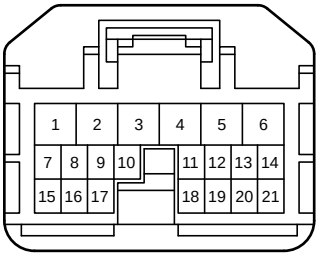

7B
White

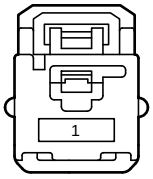

AU1
White

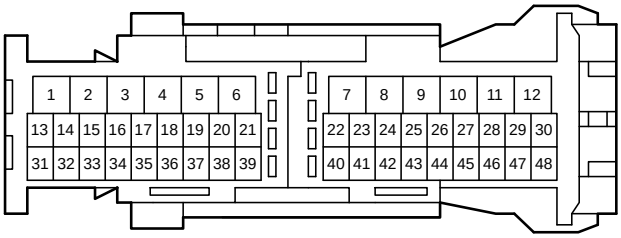

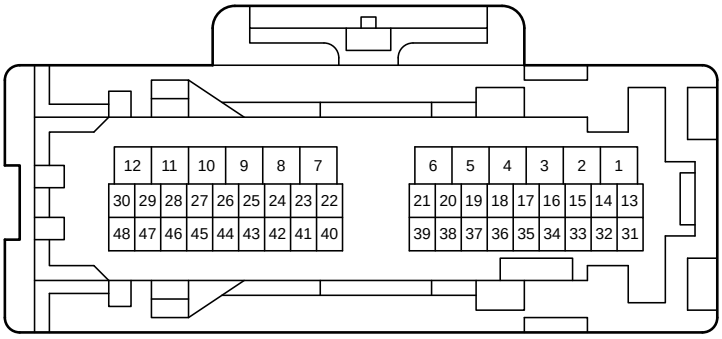

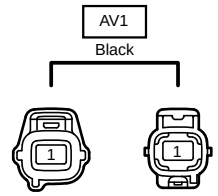
AV1
Black
1
1

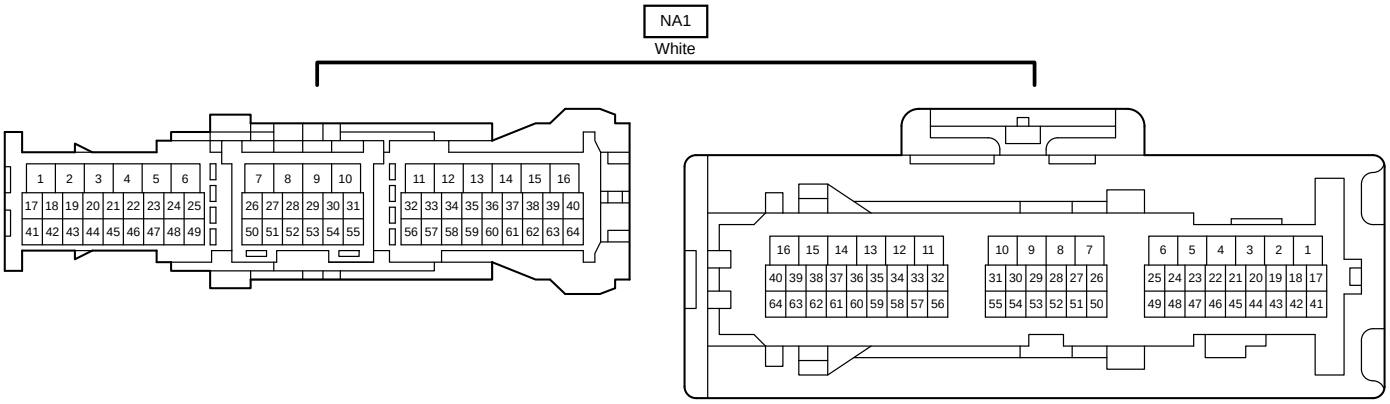
NA1
White
1 2 3 4 5 6 7 8 9 10 11 12 13 14 15 16
17 18 19 20 21 22 23 24 25 26 27 28 29 30 31 32 33 34 35 36 37 38 39 40
41 42 43 44 45 46 47 48 49 50 51 52 53 54 55 56 57 58 59 60 61 62 63 64
16 15 14 13 12 11 10 9 8 7 6 5 4 3 2 1
40 39 38 37 36 35 34 33 32 31 30 29 28 27 26 25 24 23 22 21 20 19 18 17
64 63 62 61 60 59 58 57 56 55 54 53 52 51 50 49 48 47 46 45 44 43 42 41

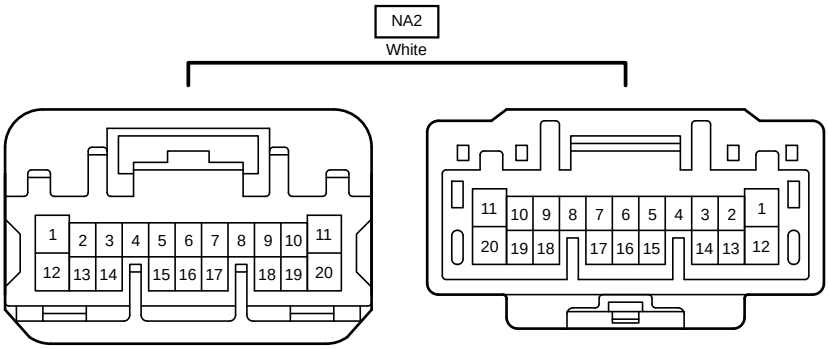
NA2
White
1 2 3 4 5 6 7 8 9 10 11
12 13 14 15 16 17 18 19 20
11 10 9 8 7 6 5 4 3 2 1
20 19 18 17 16 15 14 13 12

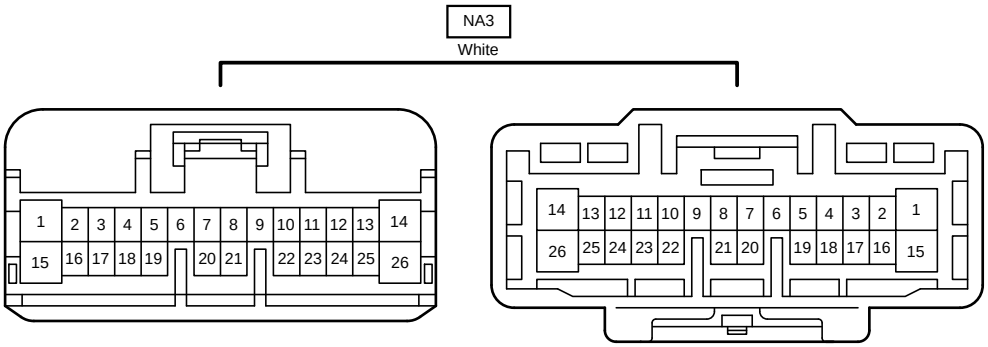
NA3
White
1 2 3 4 5 6 7 8 9 10 11 12 13 14
15 16 17 18 19 20 21 22 23 24 25 26
14 13 12 11 10 9 8 7 6 5 4 3 2 1
26 25 24 23 22 21 20 19 18 17 16 15

NA4
Gray

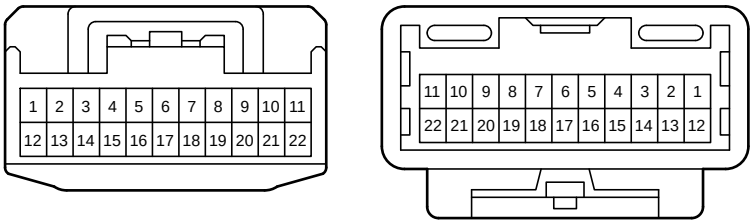

NO1
White

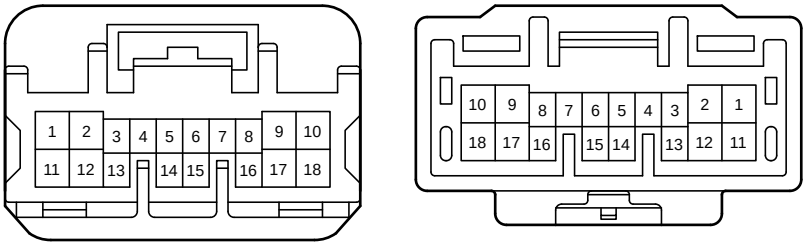

NU2
White

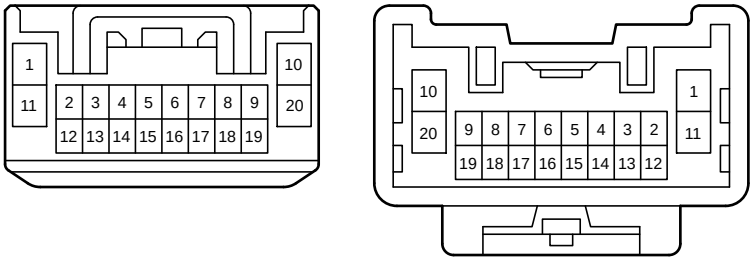

UN1
White

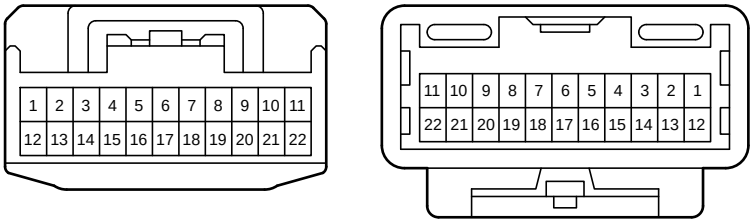

UX1
White

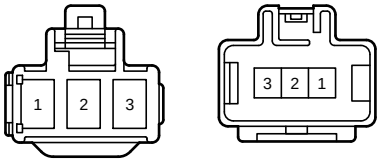

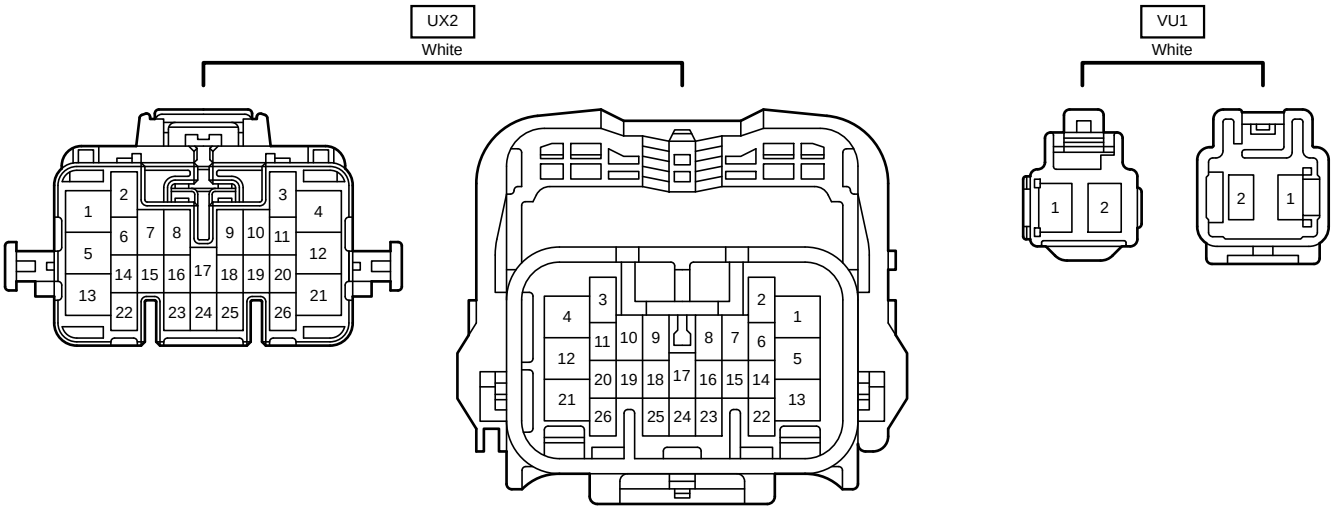
UX2
White
VU1
White