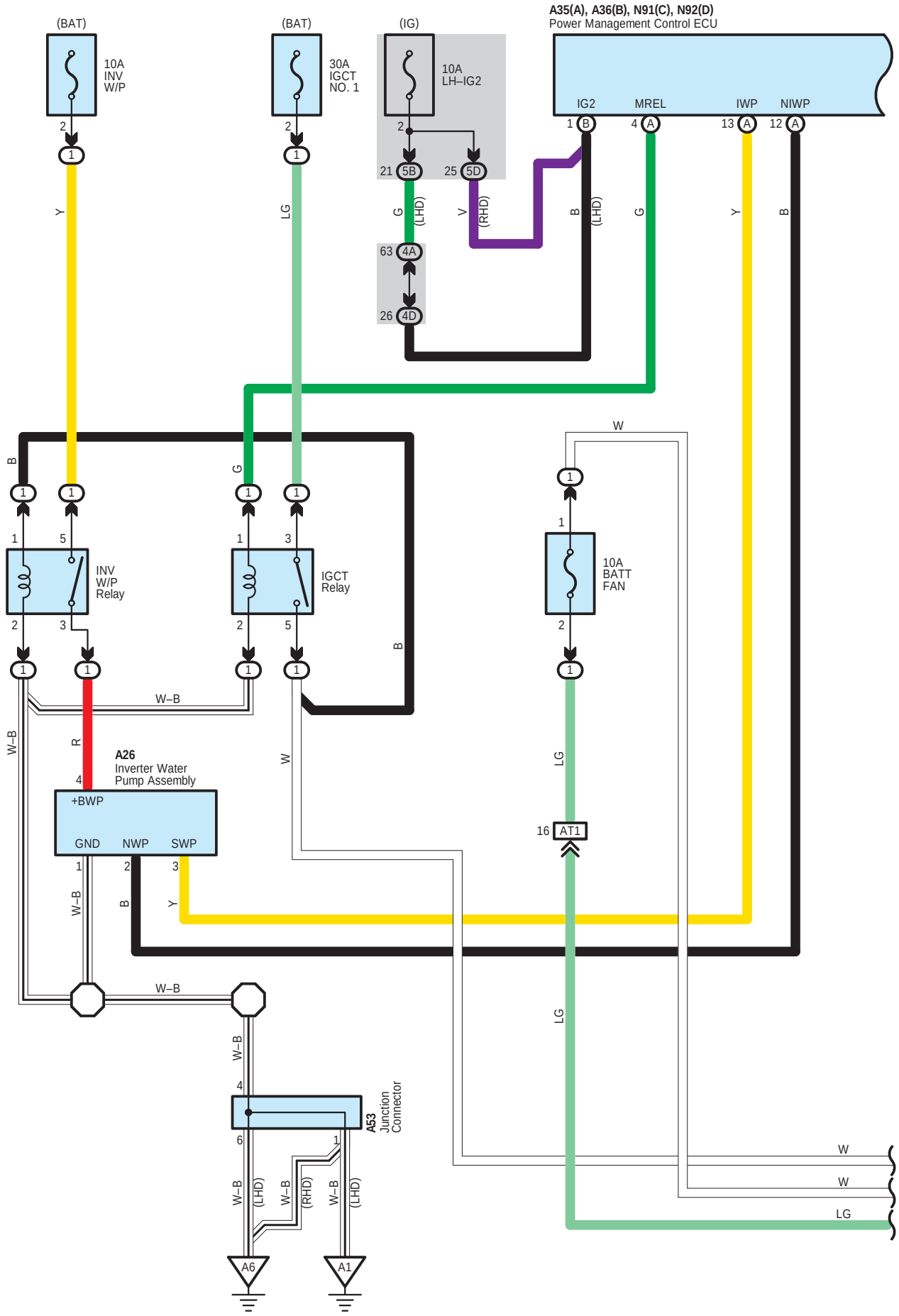
(BAT)
10A
INV
W/P
(BAT)
30A
IGCT
NO. 1
(IG)
10A
LH–IG2
A35(A), A36(B), N91(C), N92(D)
Power Management Control ECU
IG2
MREL
IWP
NIWP
INV
W/P
Relay
IGCT
Relay
10A
BATT
FAN
AT1
A26
Inverter Water
Pump Assembly
+BWP
GND
NWP
SWP
A53
Junction
Connector
A6
A1
(LHD)
(RHD)

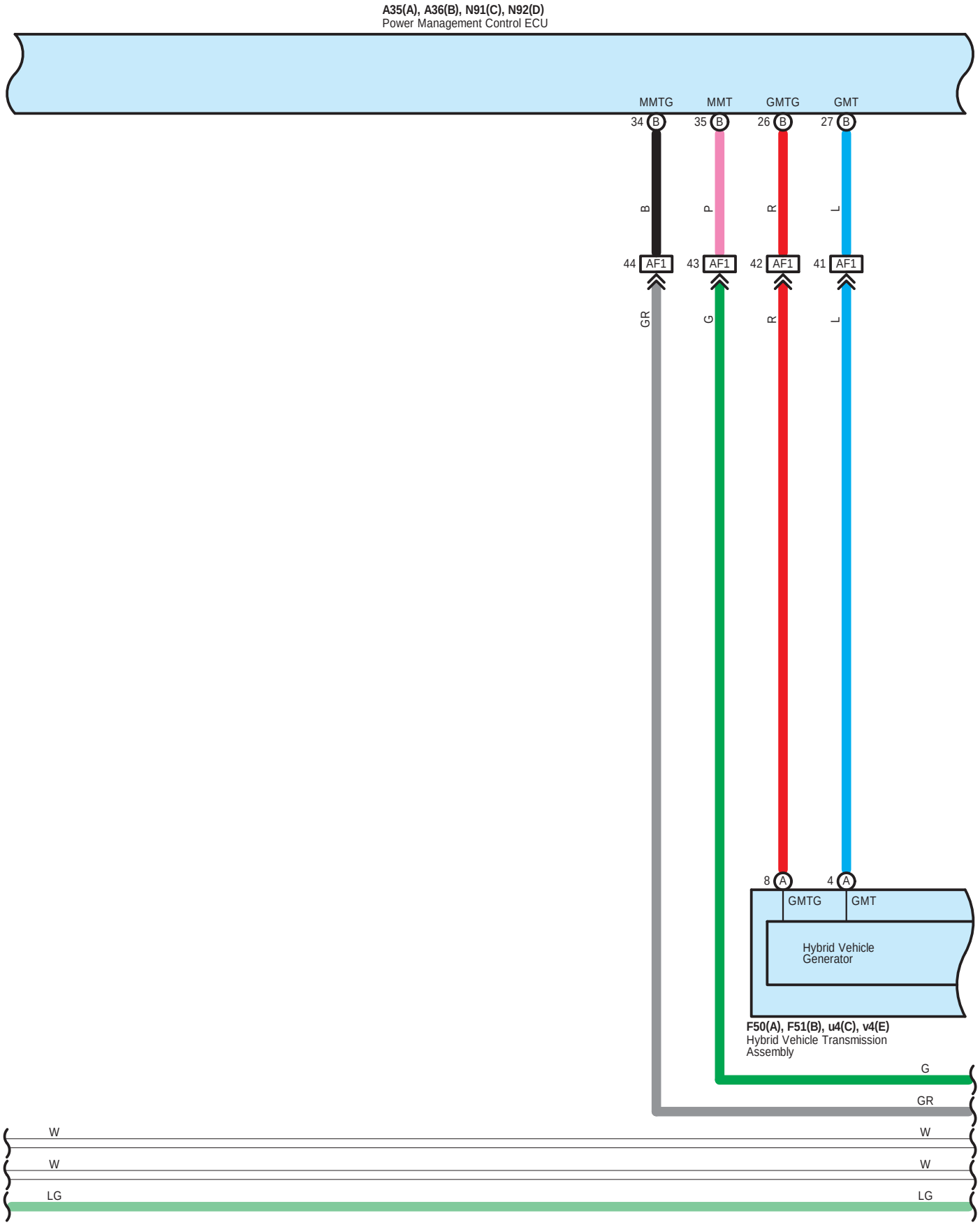
A35(A), A36(B), N91(C), N92(D)
Power Management Control ECU
MMTG
MMT
GMTG
GMT
34 B
35 B
26 B
27 B
B
P
R
L
44 AF1
43 AF1
42 AF1
41 AF1
GR
G
R
L
8 A
4 A
GMTG
GMT
Hybrid Vehicle Generator
F50(A), F51(B), u4(C), v4(E)
Hybrid Vehicle Transmission Assembly
G
GR
W
W
W
W
LG
LG

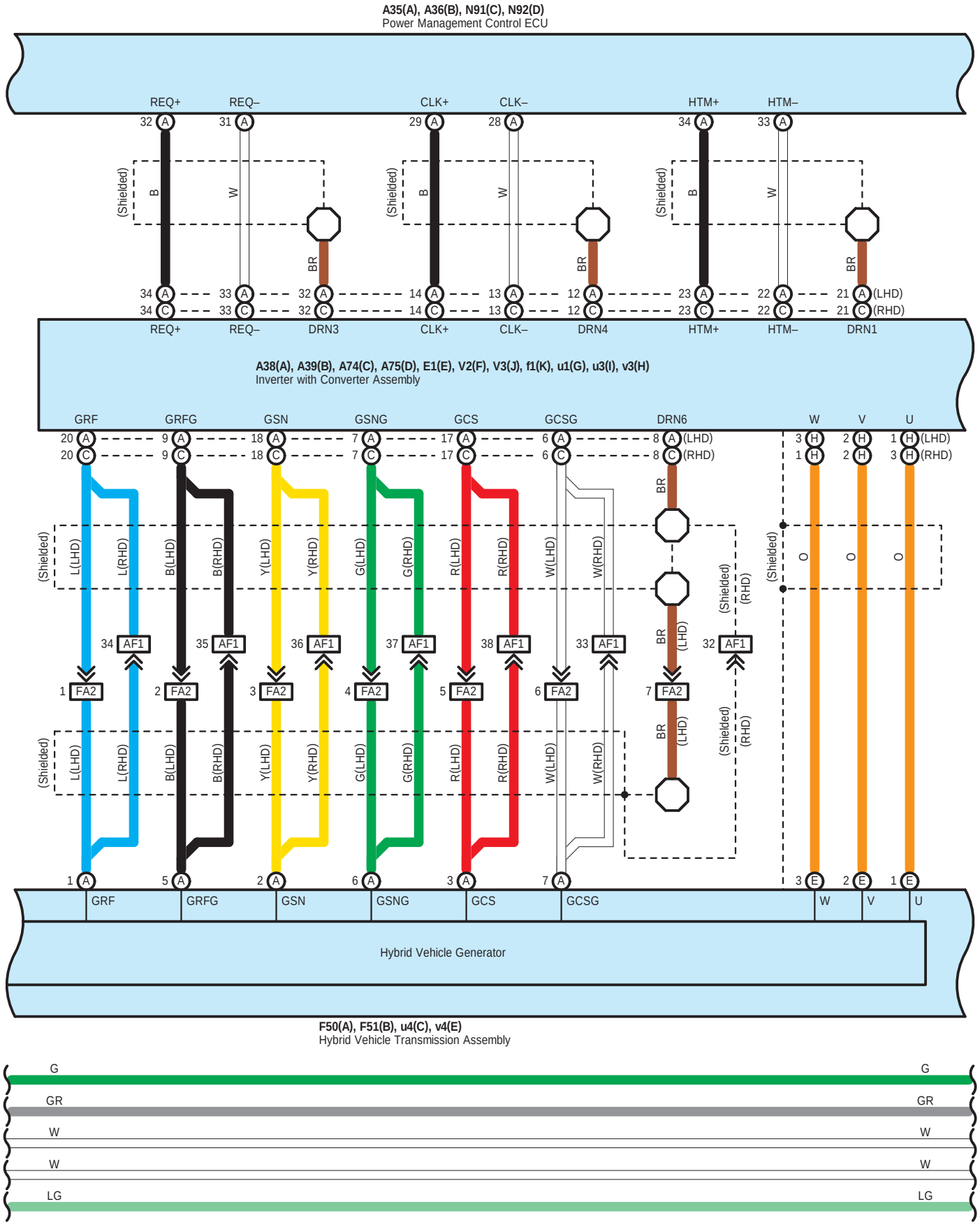
A35(A), A36(B), N91(C), N92(D)
Power Management Control ECU
REQ+
REQ–
CLK+
CLK–
HTM+
HTM–
(Shielded)
B
W
BR
DRN3
DRN4
DRN1
(LHD)
(RHD)
A38(A), A39(B), A74(C), A75(D), E1(E), V2(F), V3(J), f1(K), u1(G), u3(I), v3(H)
Inverter with Converter Assembly
GRF
GRFG
GSN
GSNG
GCS
GCSG
DRN6
W
V
U
L(LHD)
L(RHD)
B(LHD)
B(RHD)
Y(LHD)
Y(RHD)
G(LHD)
G(RHD)
R(LHD)
R(RHD)
W(LHD)
W(RHD)
O
AF1
FA2
Hybrid Vehicle Generator
F50(A), F51(B), u4(C), v4(E)
Hybrid Vehicle Transmission Assembly
G
GR
W
LG

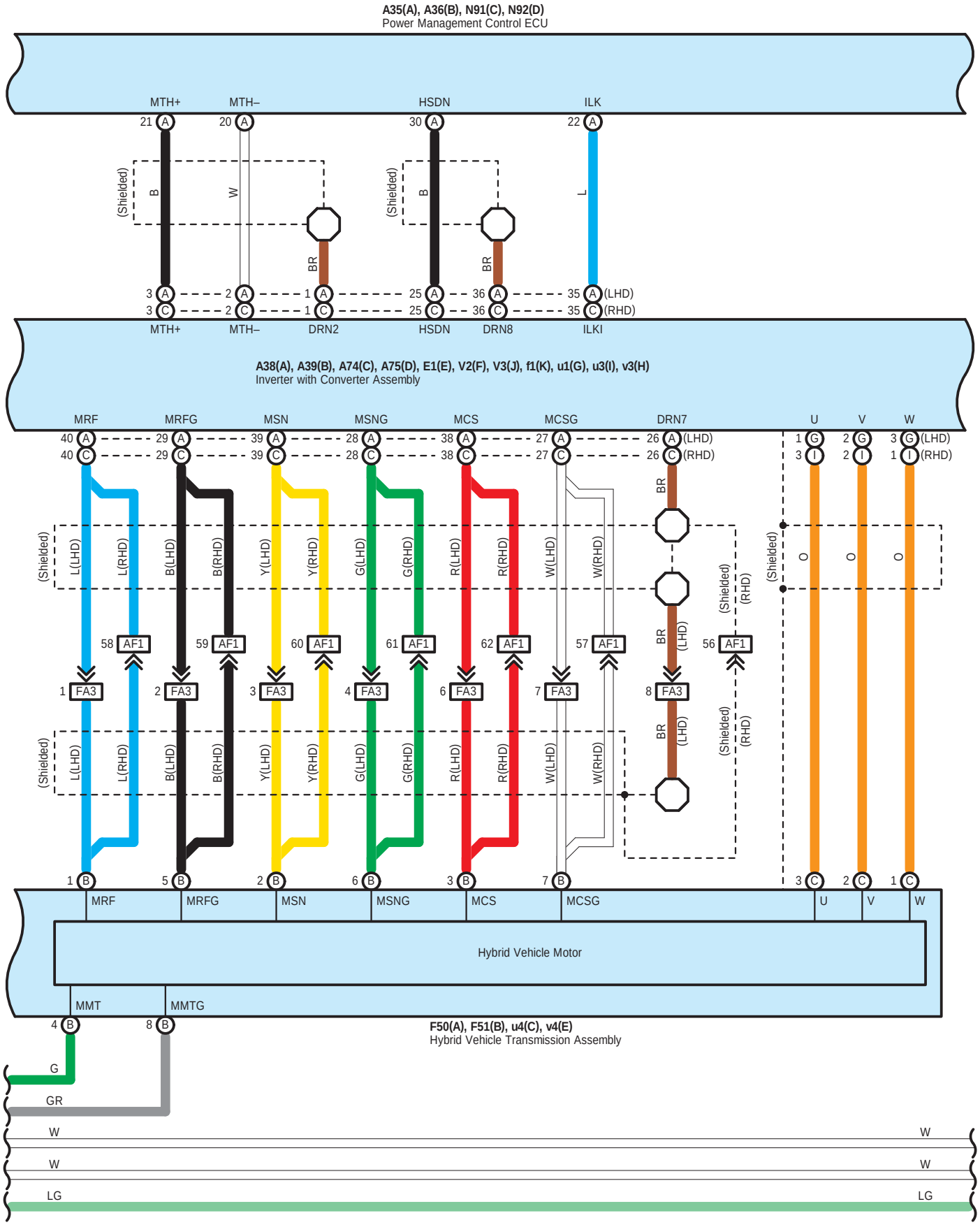
A35(A), A36(B), N91(C), N92(D)
Power Management Control ECU
MTH+
MTH–
HSDN
ILK
21 A
20 A
30 A
22 A
(Shielded)
B
W
B
L
BR
BR
3 A
3 C
2 A
2 C
1 A
1 C
25 A
25 C
36 A
36 C
35 A (LHD)
35 C (RHD)
MTH+
MTH–
DRN2
HSDN
DRN8
ILKI
A38(A), A39(B), A74(C), A75(D), E1(E), V2(F), V3(J), f1(K), u1(G), u3(I), v3(H)
Inverter with Converter Assembly
MRF
MRFG
MSN
MSNG
MCS
MCSG
DRN7
U
V
W
40 A
40 C
29 A
29 C
39 A
39 C
28 A
28 C
38 A
38 C
27 A
27 C
26 A (LHD)
26 C (RHD)
1 G
3 I
2 G
2 I
3 G (LHD)
1 I (RHD)
L(LHD)
L(RHD)
B(LHD)
B(RHD)
Y(LHD)
Y(RHD)
G(LHD)
G(RHD)
R(LHD)
R(RHD)
W(LHD)
W(RHD)
BR
(LHD)
(RHD)
O
58 AF1
59 AF1
60 AF1
61 AF1
62 AF1
57 AF1
56 AF1
1 FA3
2 FA3
3 FA3
4 FA3
6 FA3
7 FA3
8 FA3
1 B
5 B
2 B
6 B
3 B
7 B
3 C
2 C
1 C
MRF
MRFG
MSN
MSNG
MCS
MCSG
U
V
W
Hybrid Vehicle Motor
MMT
MMTG
4 B
8 B
F50(A), F51(B), u4(C), v4(E)
Hybrid Vehicle Transmission Assembly
G
GR
W
W
W
W
LG
LG

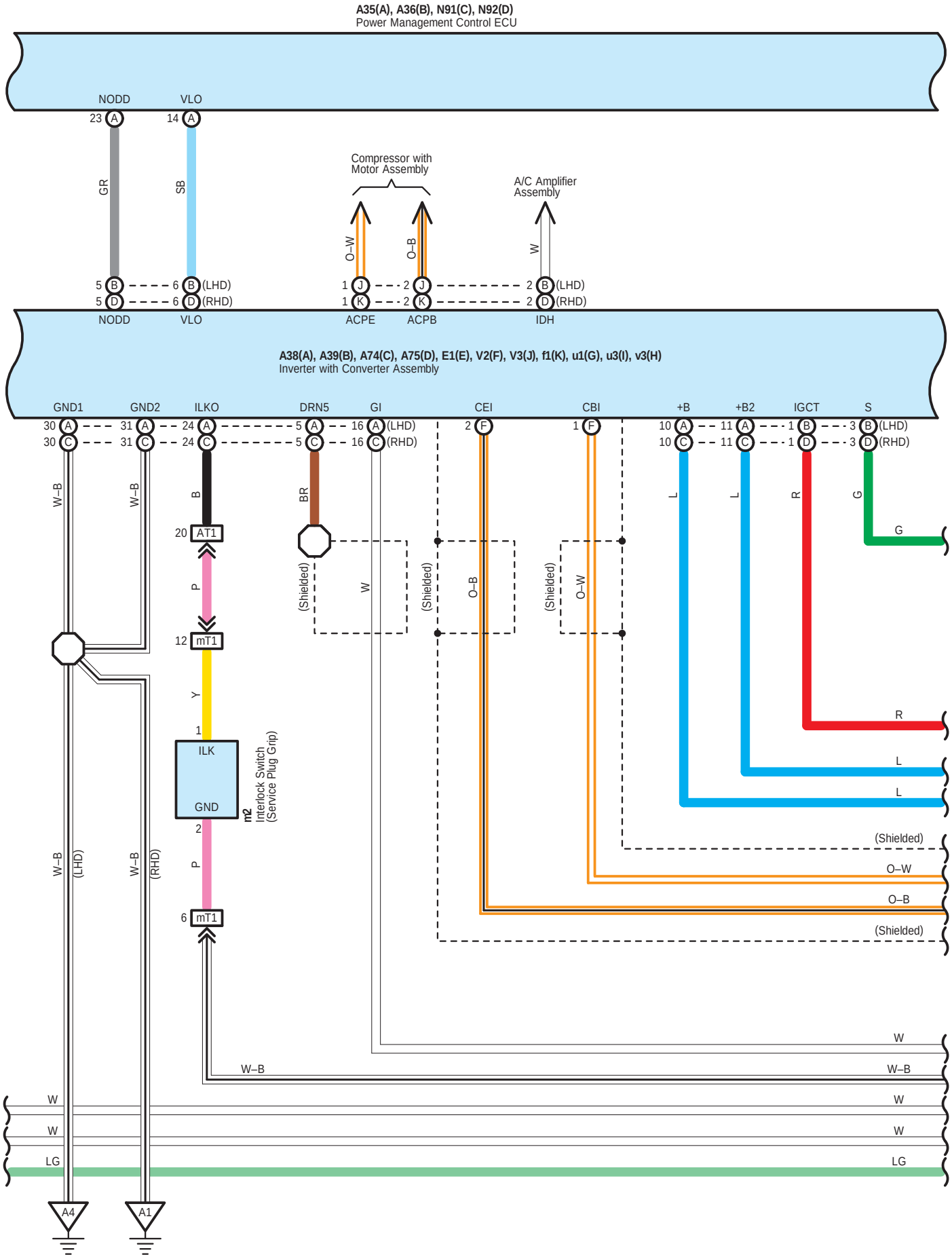
A35(A), A36(B), N91(C), N92(D)
Power Management Control ECU
NODD
VLO
23 A
14 A
GR
SB
Compressor with Motor Assembly
A/C Amplifier Assembly
O–W
O–B
W
5 B
6 B (LHD)
5 D
6 D (RHD)
1 J
2 J
2 B (LHD)
1 K
2 K
2 D (RHD)
NODD
VLO
ACPE
ACPB
IDH
A38(A), A39(B), A74(C), A75(D), E1(E), V2(F), V3(J), f1(K), u1(G), u3(I), v3(H)
Inverter with Converter Assembly
GND1
GND2
ILKO
DRN5
GI
CEI
CBI
+B
+B2
IGCT
S
30 A
30 C
31 A
31 C
24 A
24 C
5 A
5 C
16 A (LHD)
16 C (RHD)
2 F
1 F
10 A
10 C
11 A
11 C
1 B
1 D
3 B (LHD)
3 D (RHD)
W–B
B
BR
L
R
G
20 AT1
P
12 mT1
Y
1
ILK
GND
2
6 mT1
m2
Interlock Switch
(Service Plug Grip)
(Shielded)
W
O–B
O–W
(LHD)
(RHD)
A4
A1
LG

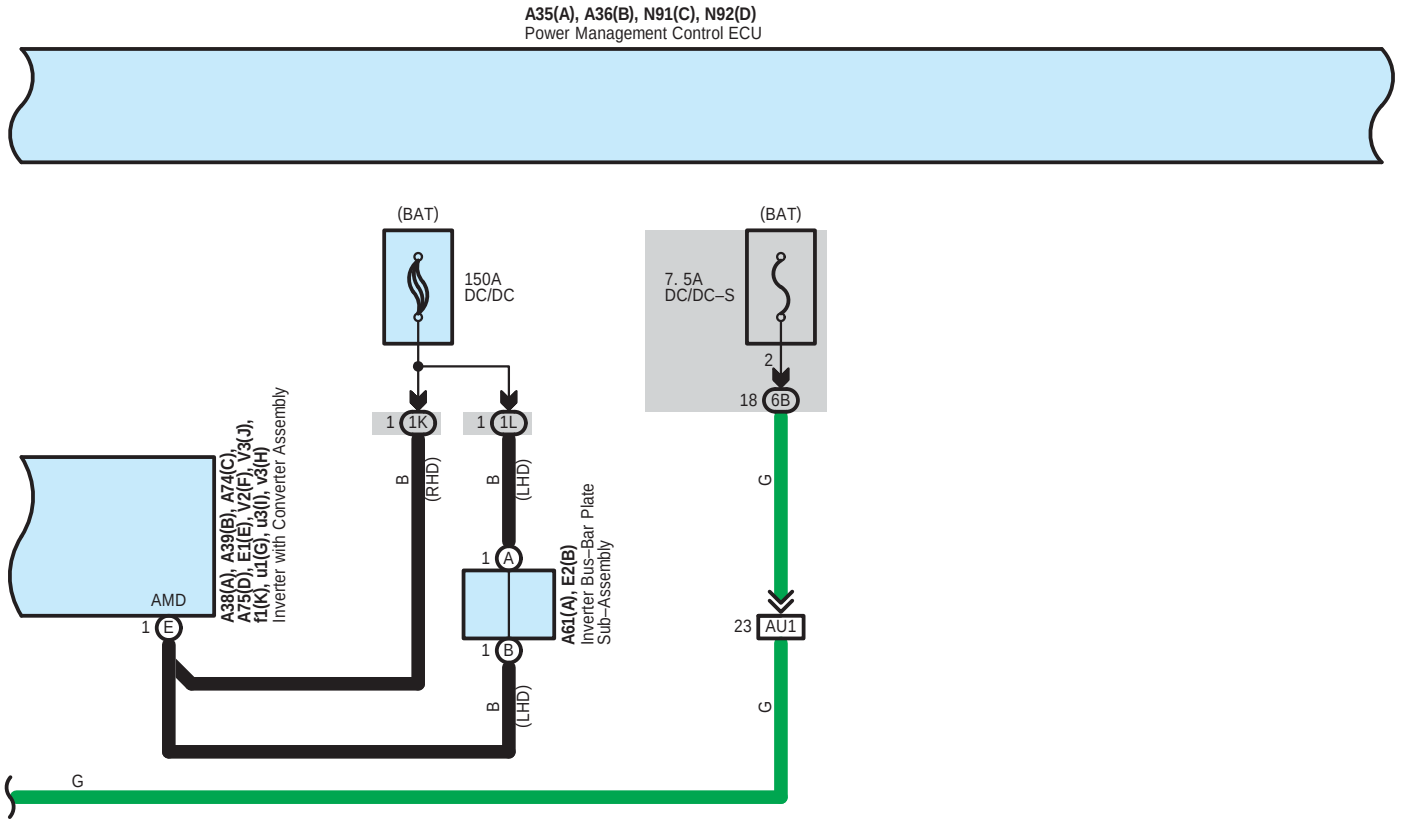
A35(A), A36(B), N91(C), N92(D)
Power Management Control ECU
(BAT)
150A
DC/DC
(BAT)
7. 5A
DC/DC–S
2
18 6B
1 1K
1 1L
B
(RHD)
B
(LHD)
G
1 A
A61(A), E2(B)
Inverter Bus–Bar Plate
Sub–Assembly
1 B
B
(LHD)
23 AU1
G
AMD
1 E
A38(A), A39(B), A74(C),
A75(D), E1(E), V2(F), V3(J),
f1(K), u1(G), u3(I), v3(H)
Inverter with Converter Assembly
G

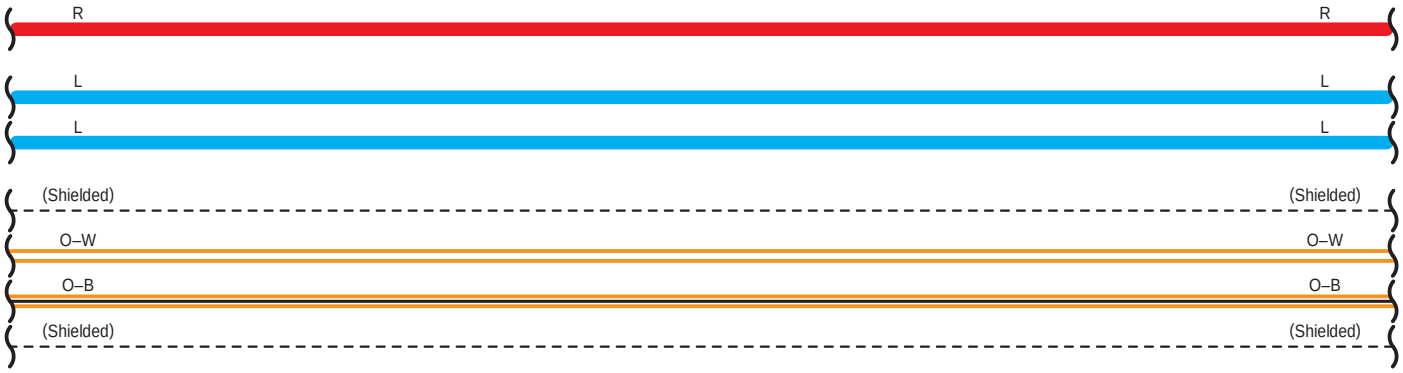
R
R
L
L
L
L
(Shielded)
(Shielded)
O–W
O–W
O–B
O–B
(Shielded)
(Shielded)


W
W
W–B
W–B
W
W
W
W
LG
LG

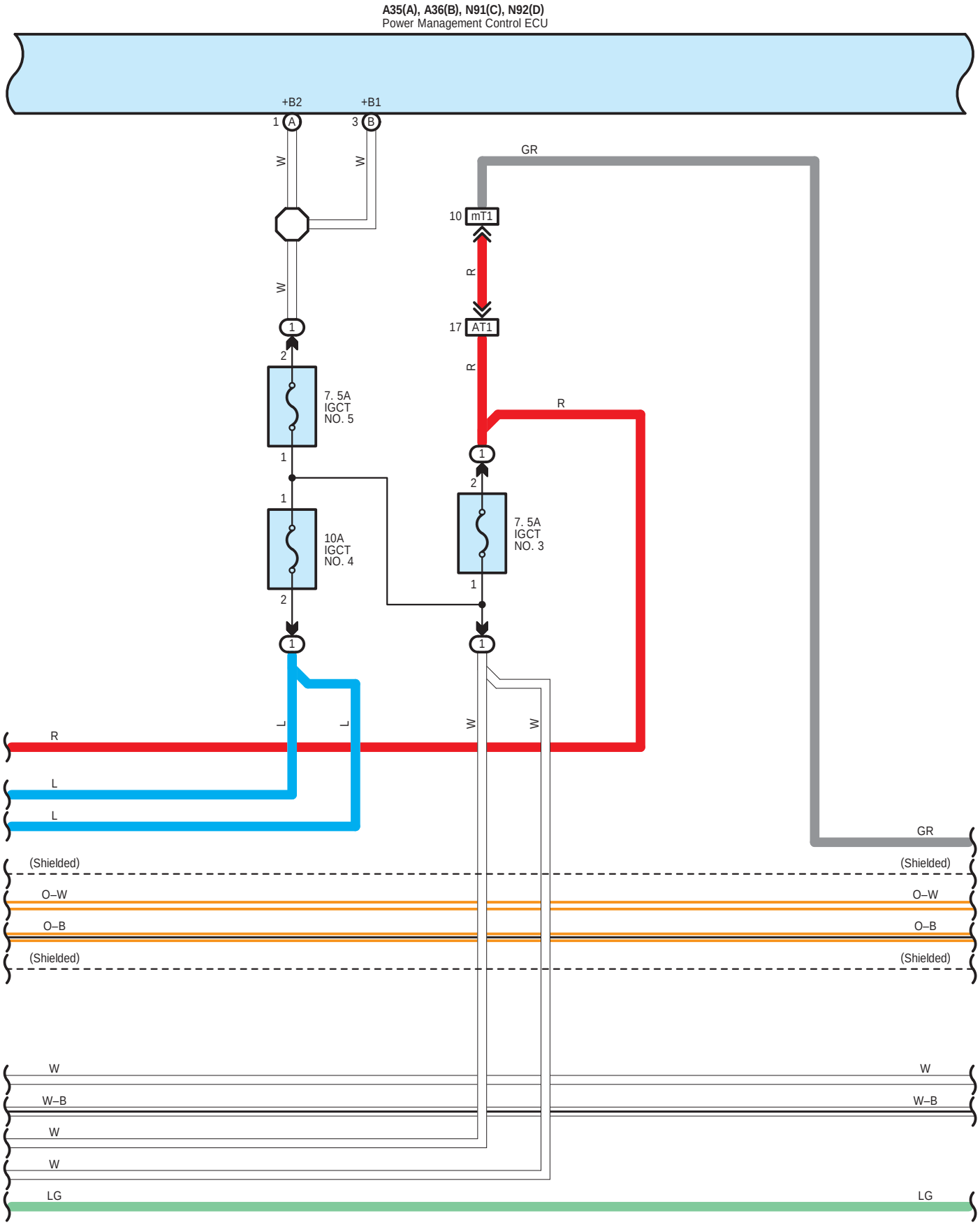
A35(A), A36(B), N91(C), N92(D)
Power Management Control ECU
+B2
+B1
1 A
3 B
W
W
W
GR
10 mT1
R
17 AT1
R
R
1
2
7. 5A
IGCT
NO. 5
1
1
10A
IGCT
NO. 4
2
1
2
7. 5A
IGCT
NO. 3
1
1
1
L
L
W
W
R
L
L
GR
(Shielded)
(Shielded)
O–W
O–W
O–B
O–B
(Shielded)
(Shielded)
W
W
W–B
W–B
W
W
LG
LG

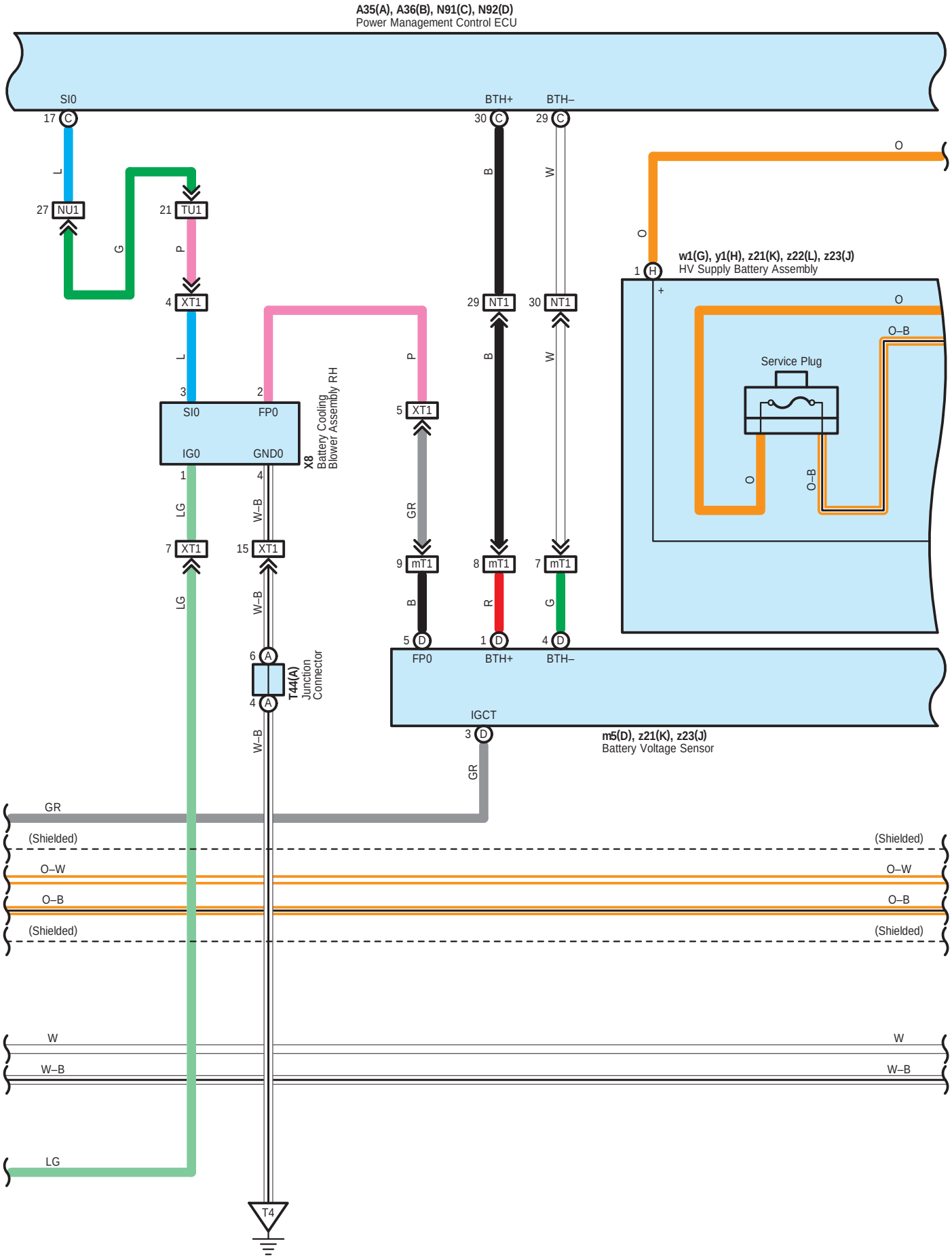
A35(A), A36(B), N91(C), N92(D)
Power Management Control ECU
SI0
17 C
BTH+
30 C
BTH–
29 C
L
27 NU1
21 TU1
G
P
4 XT1
L
3
2
SI0
FP0
IG0
GND0
1
4
X8
Battery Cooling Blower Assembly RH
LG
W–B
7 XT1
15 XT1
LG
W–B
6 A
4 A
T44(A)
Junction Connector
W–B
P
5 XT1
GR
9 mT1
B
5 D
FP0
B
29 NT1
B
8 mT1
R
1 D
BTH+
W
30 NT1
W
7 mT1
G
4 D
BTH–
IGCT
3 D
GR
O
O
1 H
+
w1(G), y1(H), z21(K), z22(L), z23(J)
HV Supply Battery Assembly
O
O–B
Service Plug
O
O–B
m5(D), z21(K), z23(J)
Battery Voltage Sensor
GR
(Shielded)
(Shielded)
O–W
O–W
O–B
O–B
(Shielded)
(Shielded)
W
W
W–B
W–B
LG
T4

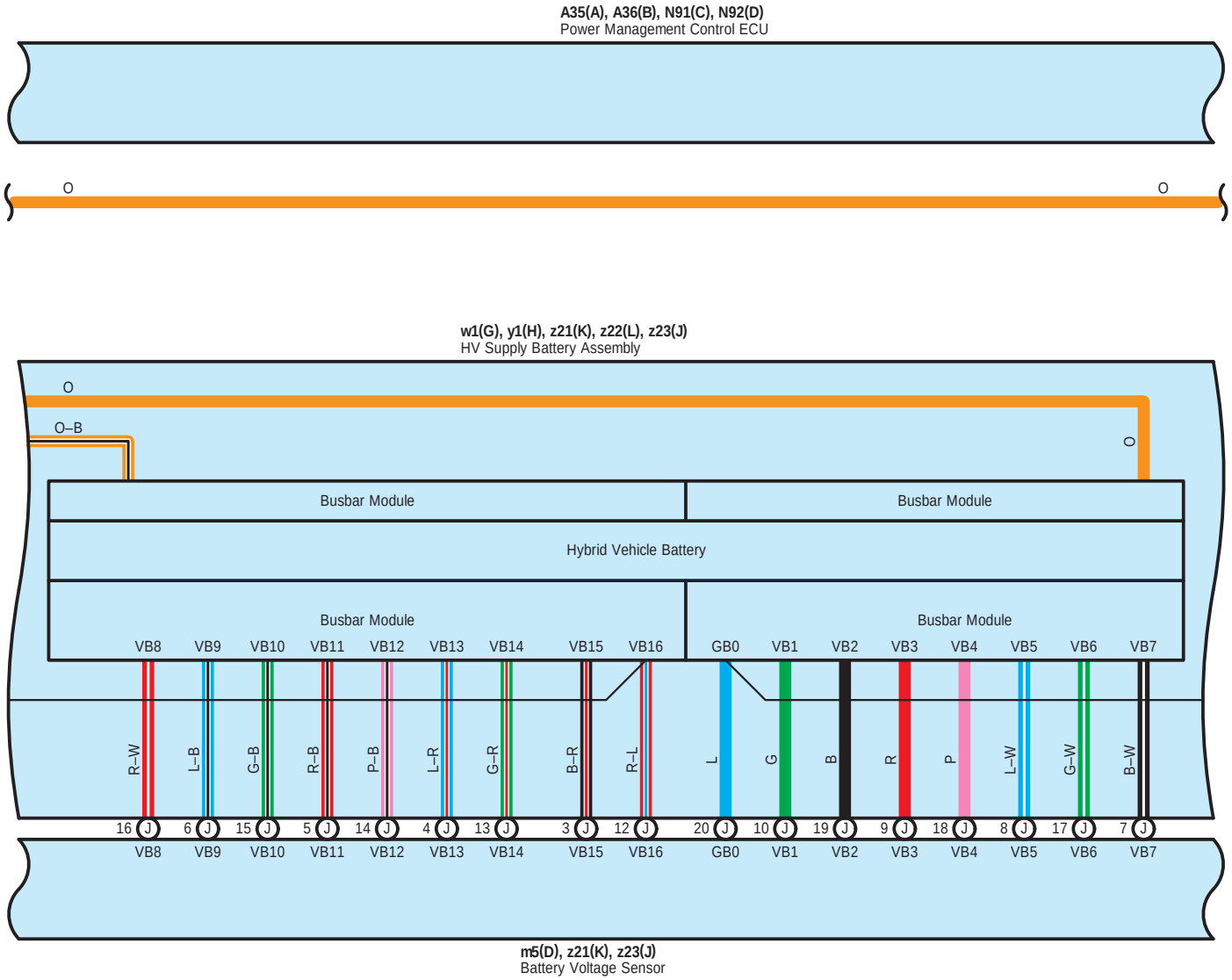
A35(A), A36(B), N91(C), N92(D)
Power Management Control ECU
O
O
w1(G), y1(H), z21(K), z22(L), z23(J)
HV Supply Battery Assembly
O
O–B
O
Busbar Module
Busbar Module
Hybrid Vehicle Battery
Busbar Module
Busbar Module
VB8 VB9 VB10 VB11 VB12 VB13 VB14 VB15 VB16 GB0 VB1 VB2 VB3 VB4 VB5 VB6 VB7
R–W L–B G–B R–B P–B L–R G–R B–R R–L L G B R P L–W G–W B–W
16 J 6 J 15 J 5 J 14 J 4 J 13 J 3 J 12 J 20 J 10 J 19 J 9 J 18 J 8 J 17 J 7 J
VB8 VB9 VB10 VB11 VB12 VB13 VB14 VB15 VB16 GB0 VB1 VB2 VB3 VB4 VB5 VB6 VB7
m5(D), z21(K), z23(J)
Battery Voltage Sensor

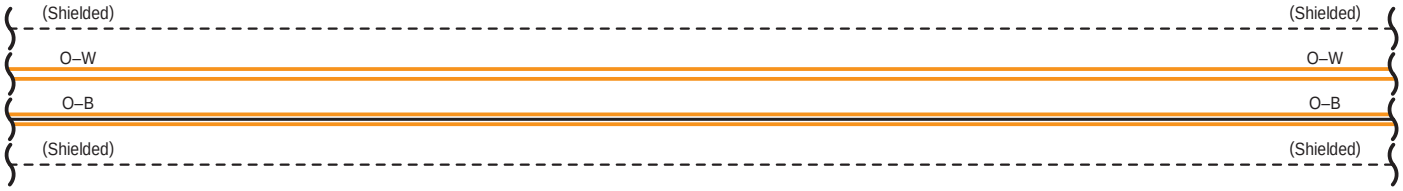
(Shielded)
(Shielded)
O–W
O–W
O–B
O–B
(Shielded)
(Shielded)

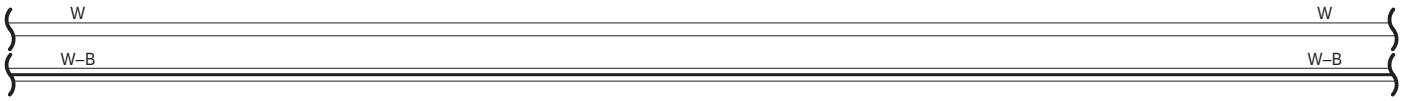
W
W
W–B
W–B

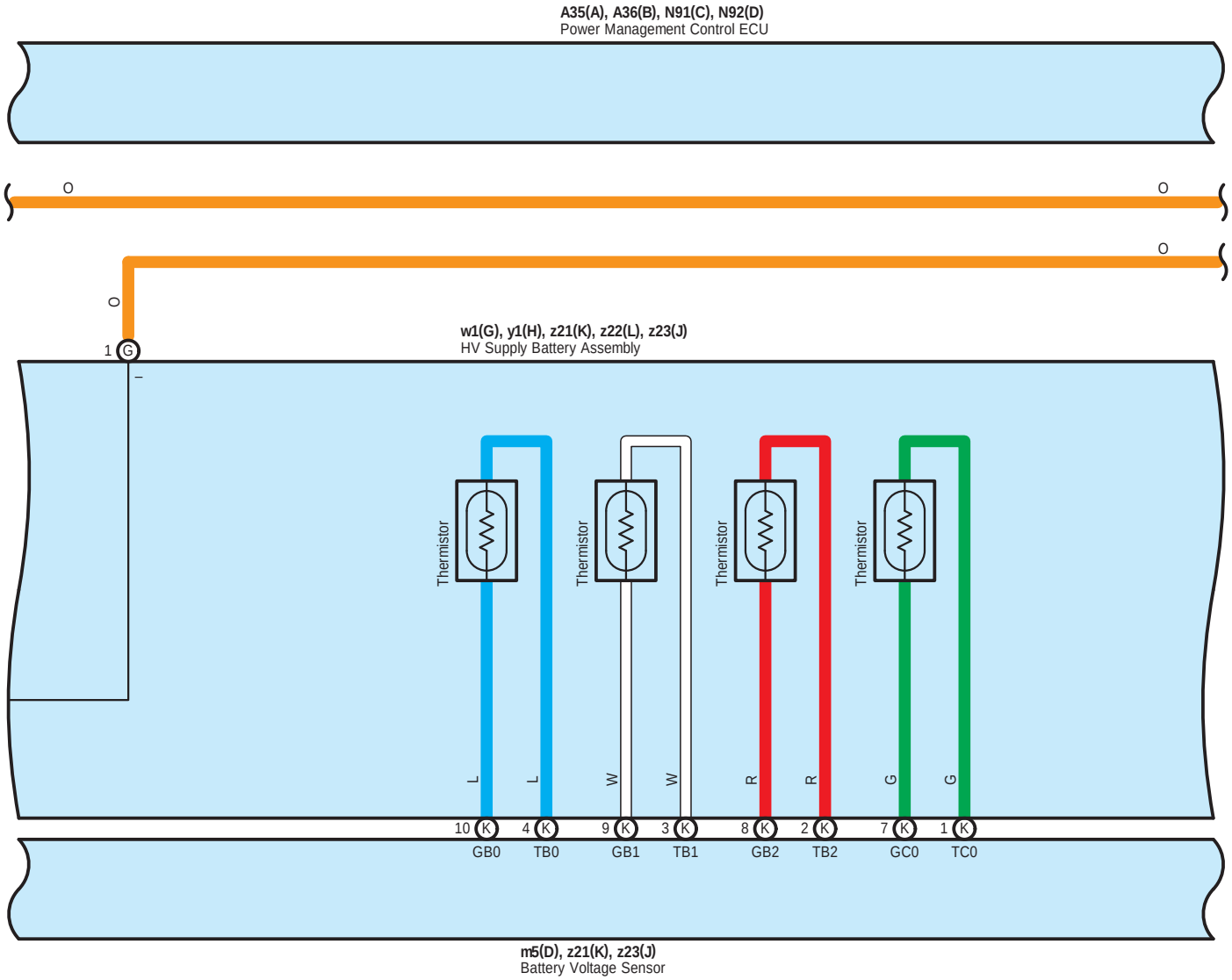
A35(A), A36(B), N91(C), N92(D)
Power Management Control ECU
O
O
O
O
1 G
w1(G), y1(H), z21(K), z22(L), z23(J)
HV Supply Battery Assembly
Thermistor
Thermistor
Thermistor
Thermistor
L
L
W
W
R
R
G
G
10 K
4 K
9 K
3 K
8 K
2 K
7 K
1 K
GB0
TB0
GB1
TB1
GB2
TB2
GC0
TC0
m5(D), z21(K), z23(J)
Battery Voltage Sensor

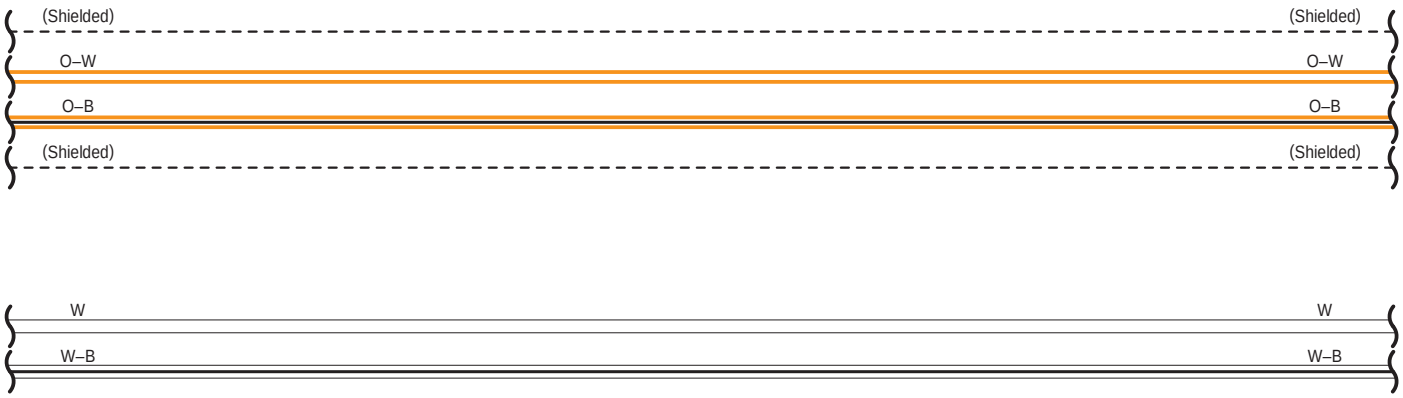
(Shielded)
(Shielded)
O–W
O–W
O–B
O–B
(Shielded)
(Shielded)
W
W
W–B
W–B

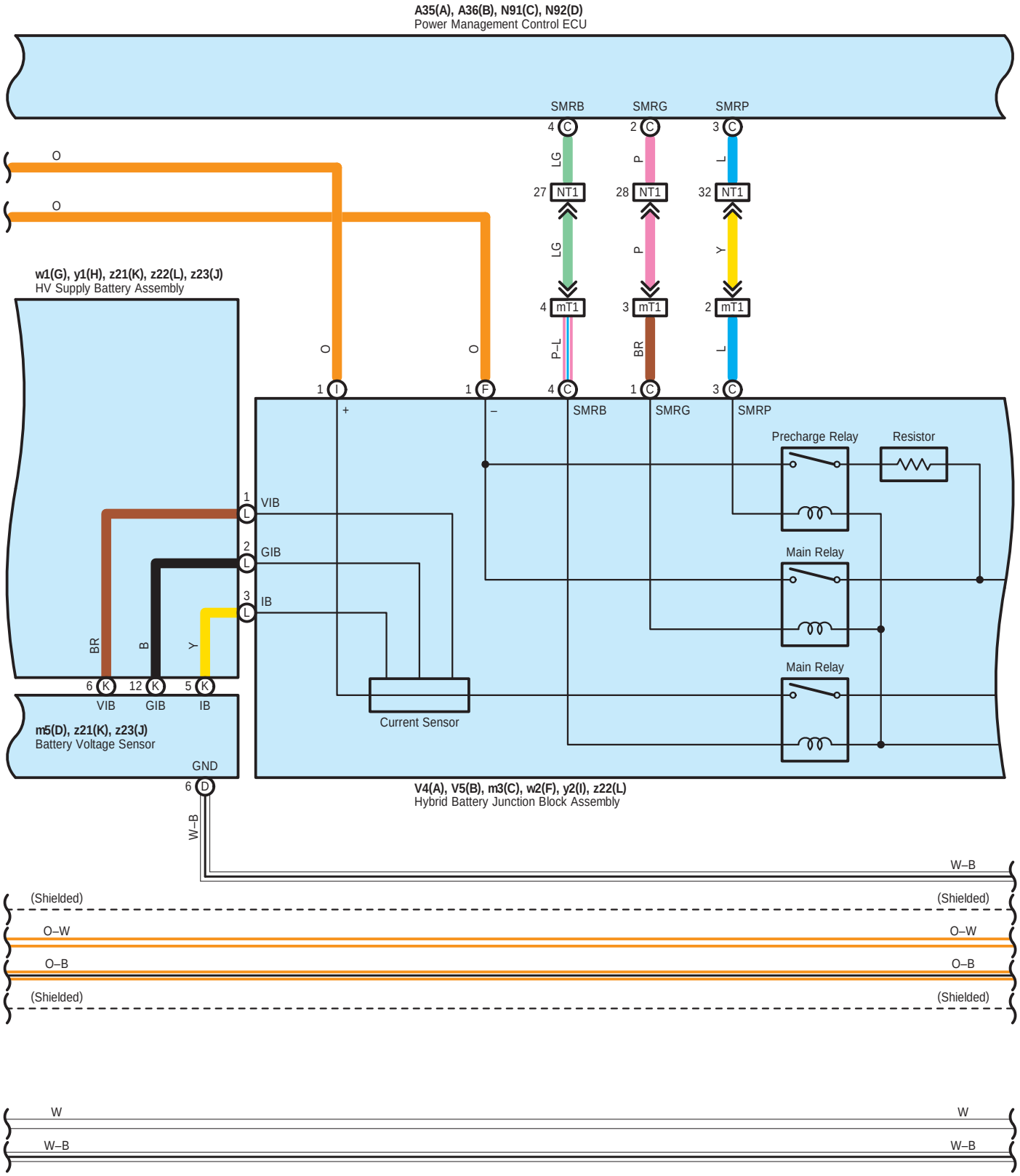
A35(A), A36(B), N91(C), N92(D)
Power Management Control ECU
SMRB
SMRG
SMRP
4 C
2 C
3 C
LG
P
L
27 NT1
28 NT1
32 NT1
LG
P
Y
4 mT1
3 mT1
2 mT1
P–L
BR
L
O
O
O
O
w1(G), y1(H), z21(K), z22(L), z23(J)
HV Supply Battery Assembly
1 I
1 F
4 C
1 C
3 C
+
–
SMRB
SMRG
SMRP
Precharge Relay
Resistor
1 VIB
2 GIB
3 IB
Main Relay
Main Relay
BR
B
Y
6 K
12 K
5 K
VIB
GIB
IB
Current Sensor
m5(D), z21(K), z23(J)
Battery Voltage Sensor
GND
6 D
V4(A), V5(B), m3(C), w2(F), y2(I), z22(L)
Hybrid Battery Junction Block Assembly
W–B
W–B
(Shielded)
(Shielded)
O–W
O–W
O–B
O–B
(Shielded)
(Shielded)
W
W
W–B
W–B

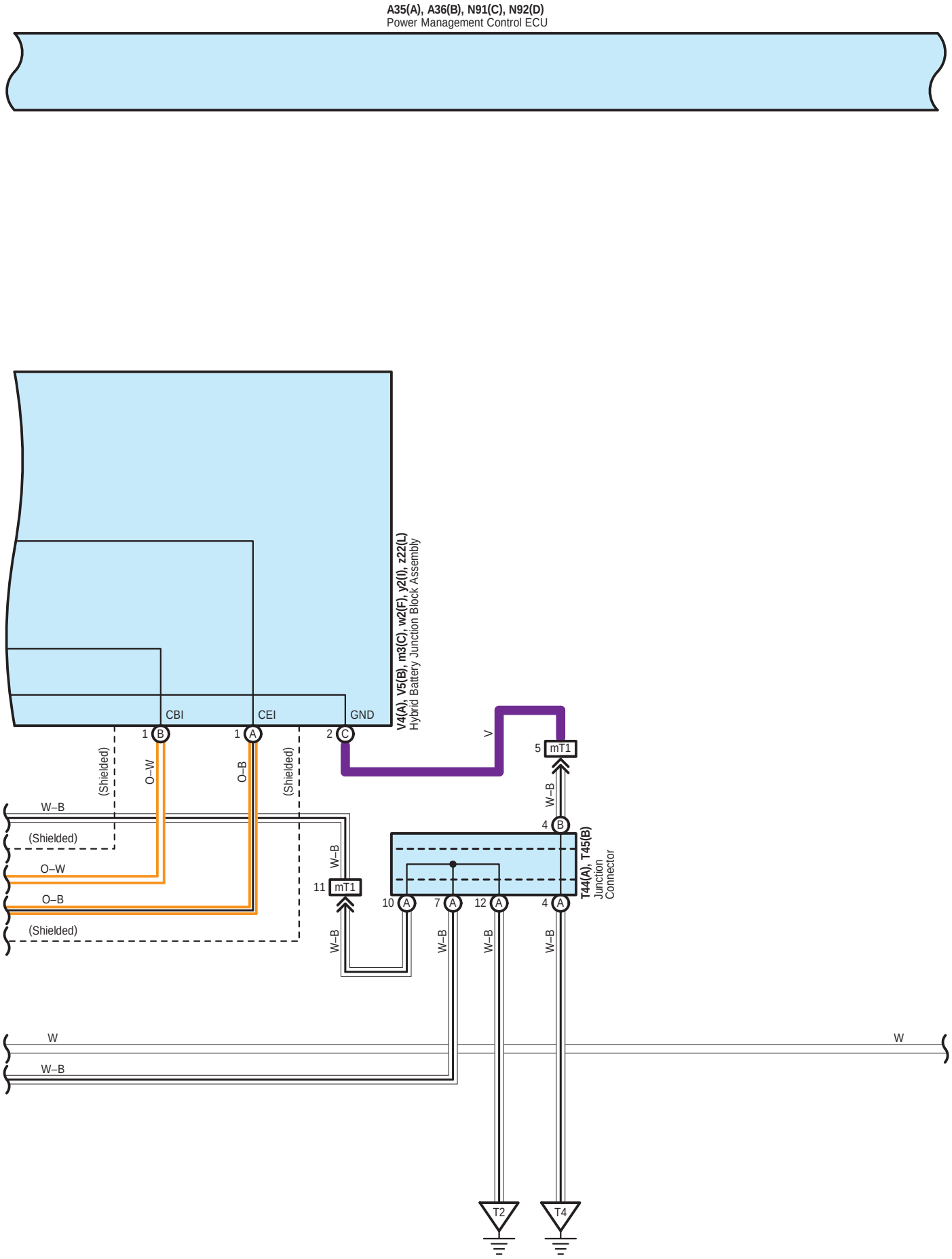
A35(A), A36(B), N91(C), N92(D)
Power Management Control ECU
V4(A), V5(B), m3(C), w2(F), y2(I), z22(L)
Hybrid Battery Junction Block Assembly
CBI
CEI
GND
1 B
1 A
2 C
V
5 mT1
W–B
4 B
T44(A), T45(B)
Junction
Connector
(Shielded)
O–W
O–B
(Shielded)
W–B
(Shielded)
O–W
O–B
(Shielded)
W–B
11 mT1
W–B
10 A
7 A
12 A
4 A
W–B
W–B
W–B
W
W–B
W
T2
T4

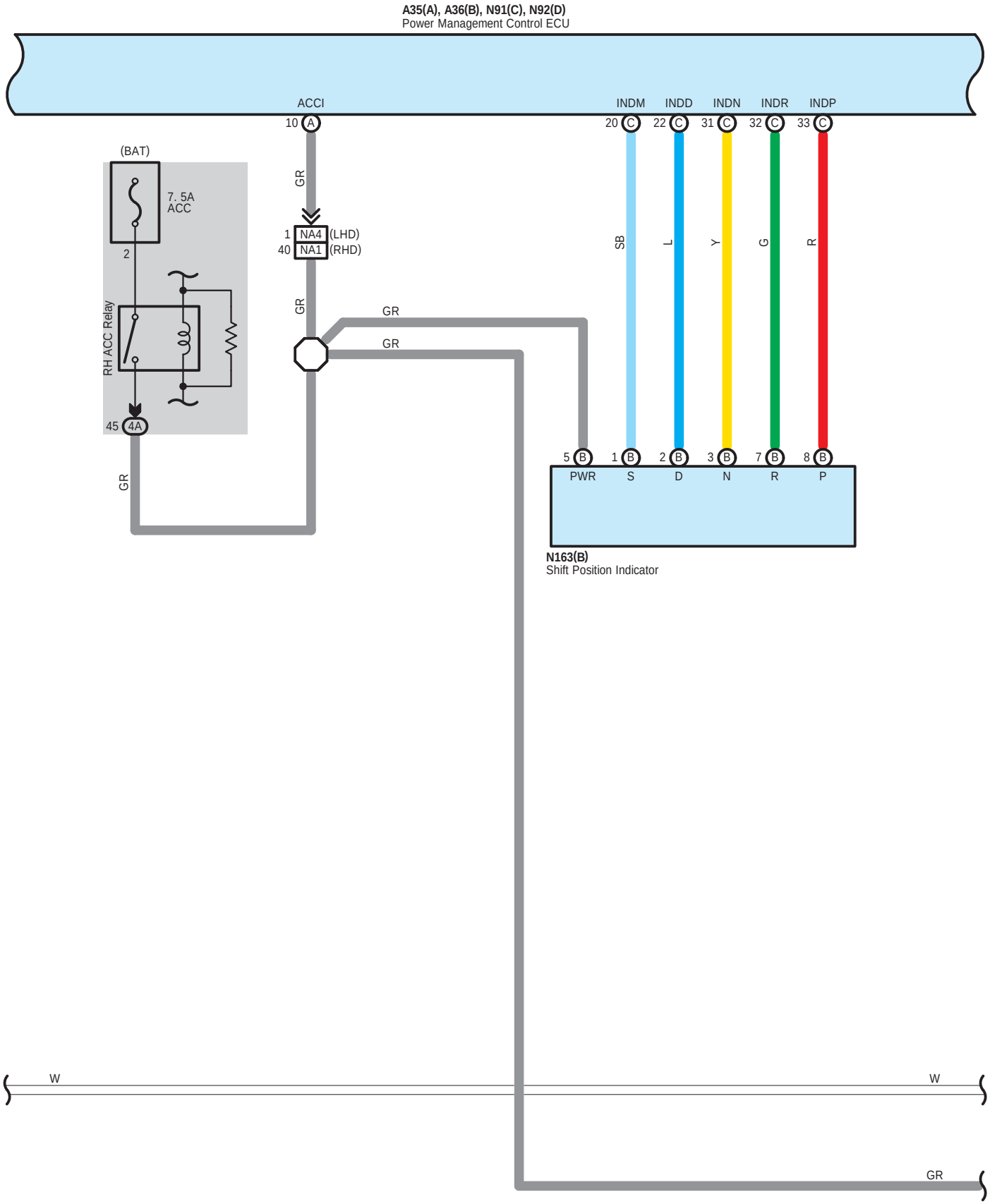
A35(A), A36(B), N91(C), N92(D)
Power Management Control ECU
ACCI
10 A
INDM
INDD
INDN
INDR
INDP
20 C
22 C
31 C
32 C
33 C
(BAT)
7. 5A
ACC
2
RH ACC Relay
45 4A
GR
1 NA4 (LHD)
40 NA1 (RHD)
GR
GR
GR
SB
L
Y
G
R
5 B
1 B
2 B
3 B
7 B
8 B
PWR
S
D
N
R
P
N163(B)
Shift Position Indicator
W
W
GR

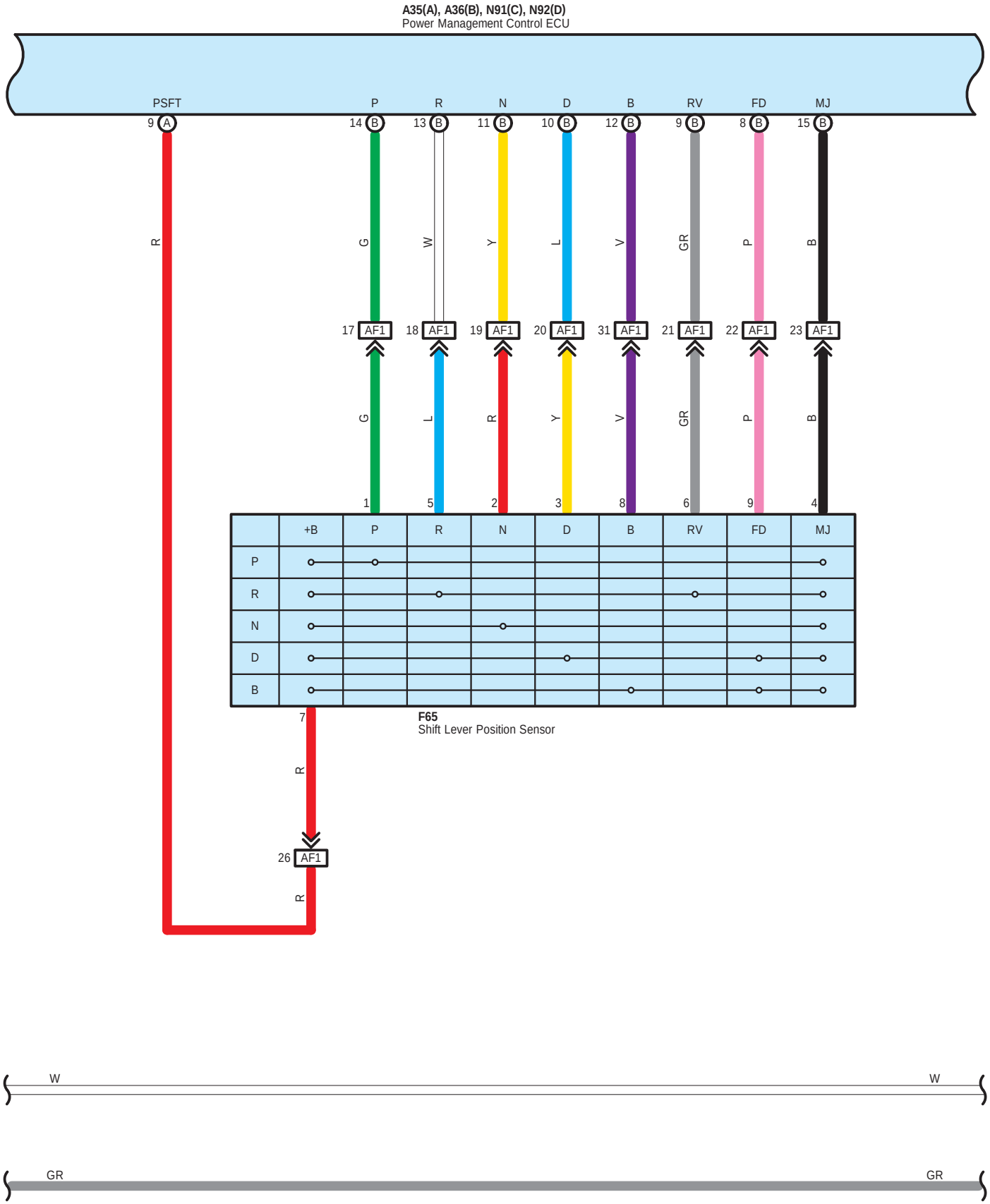
A35(A), A36(B), N91(C), N92(D)
Power Management Control ECU
PSFT
P
R
N
D
B
RV
FD
MJ
9 A
14 B
13 B
11 B
10 B
12 B
9 B
8 B
15 B
R
G
W
Y
L
V
GR
P
B
17 AF1
18 AF1
19 AF1
20 AF1
31 AF1
21 AF1
22 AF1
23 AF1
G
L
R
Y
V
GR
P
B
1
5
2
3
8
6
9
4
+B
P
R
N
D
B
RV
FD
MJ
7
F65
Shift Lever Position Sensor
R
26 AF1
R

W
W
GR
GR

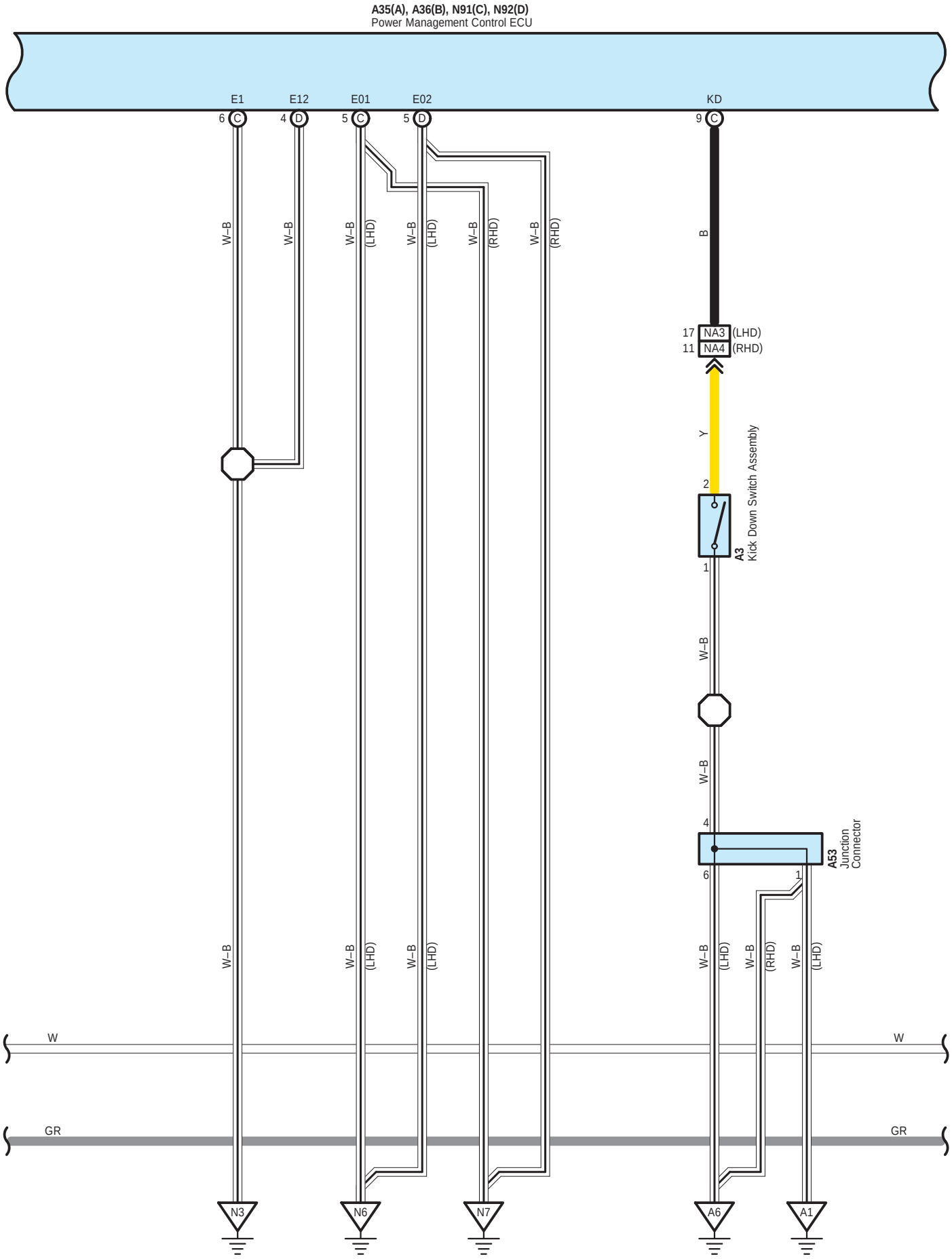
A35(A), A36(B), N91(C), N92(D)
Power Management Control ECU
E1
E12
E01
E02
KD
6 C
4 D
5 C
5 D
9 C
W–B
W–B
W–B
(LHD)
W–B
(LHD)
W–B
(RHD)
W–B
(RHD)
B
17 NA3 (LHD)
11 NA4 (RHD)
Y
2
1
A3
Kick Down Switch Assembly
W–B
W–B
4
6
1
A53
Junction Connector
W–B
W–B
(LHD)
W–B
(LHD)
W–B
(LHD)
W–B
(RHD)
W–B
(LHD)
W
W
GR
GR
N3
N6
N7
A6
A1

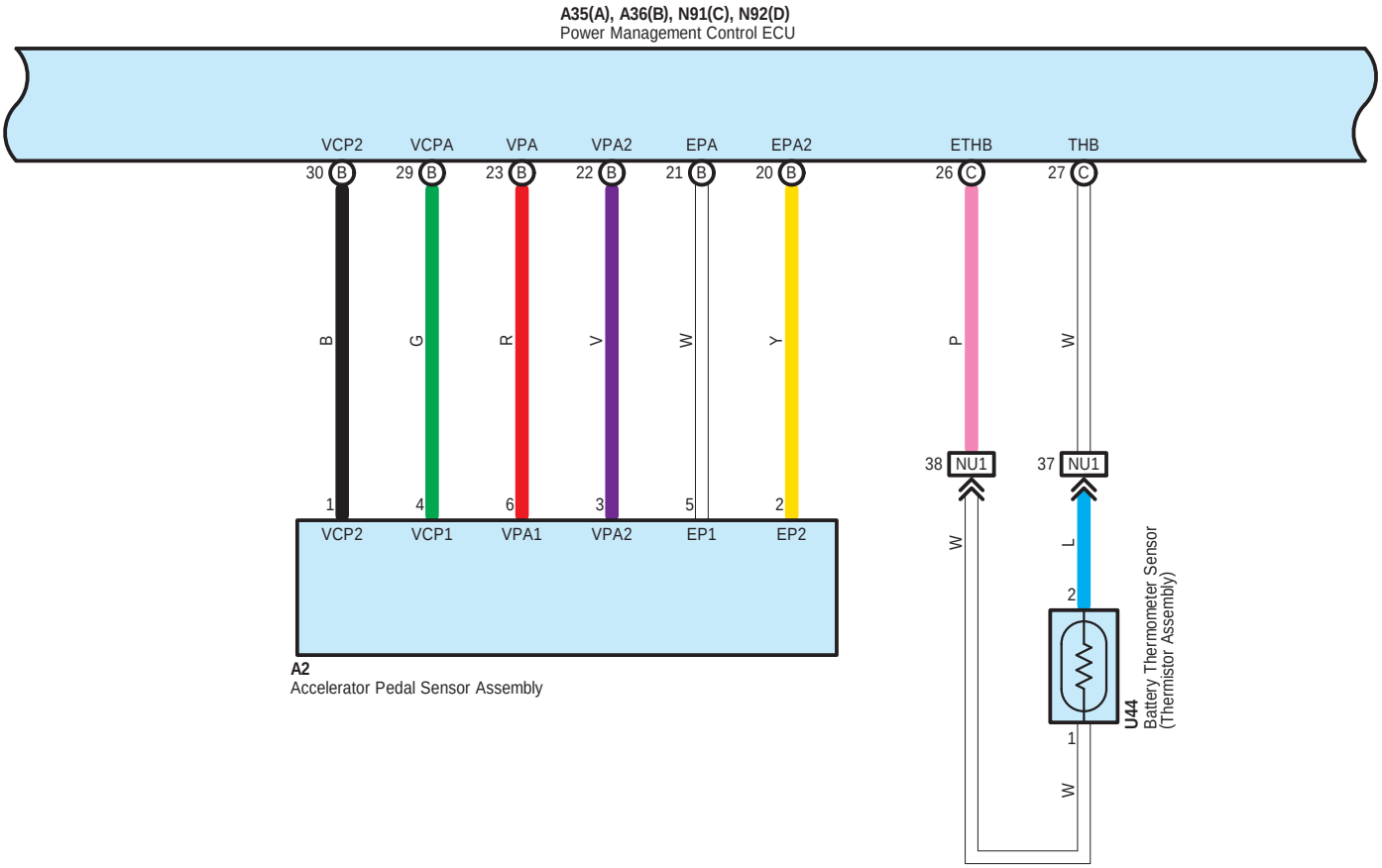
A35(A), A36(B), N91(C), N92(D)
Power Management Control ECU
VCP2
VCPA
VPA
VPA2
EPA
EPA2
ETHB
THB
30 B
29 B
23 B
22 B
21 B
20 B
26 C
27 C
B
G
R
V
W
Y
P
W
38 NU1
37 NU1
1
4
6
3
5
2
VCP2
VCP1
VPA1
VPA2
EP1
EP2
W
L
2
1
W
A2
Accelerator Pedal Sensor Assembly
U44
Battery Thermometer Sensor
(Thermistor Assembly)


W
W
GR
GR

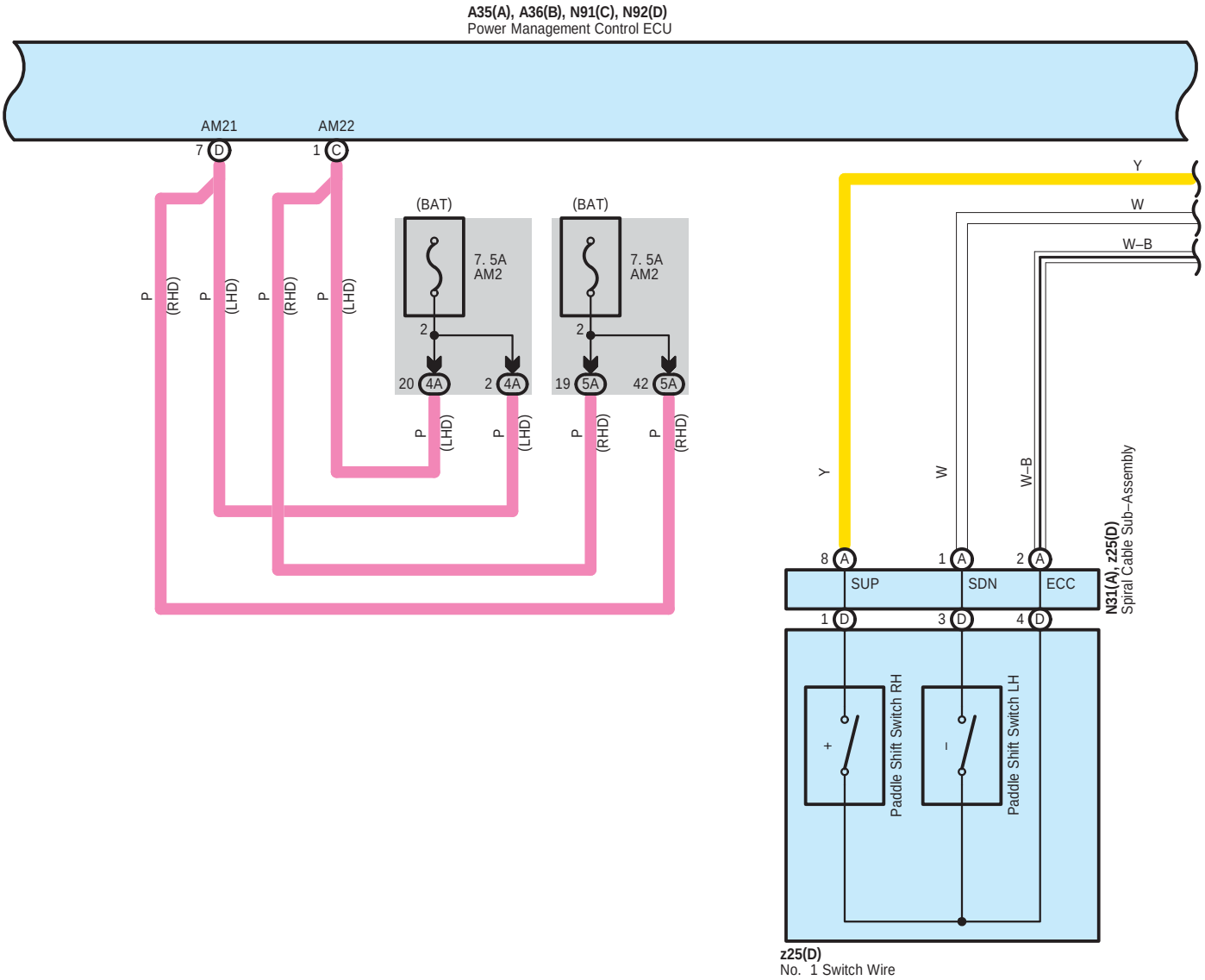

∗ 3 : w/ Dynamic Radar Cruise Control
∗ 4 : w/o Dynamic Radar Cruise Control
∗16 : Before Sep. 2018 Production
∗17 : From Sep. 2018 Production



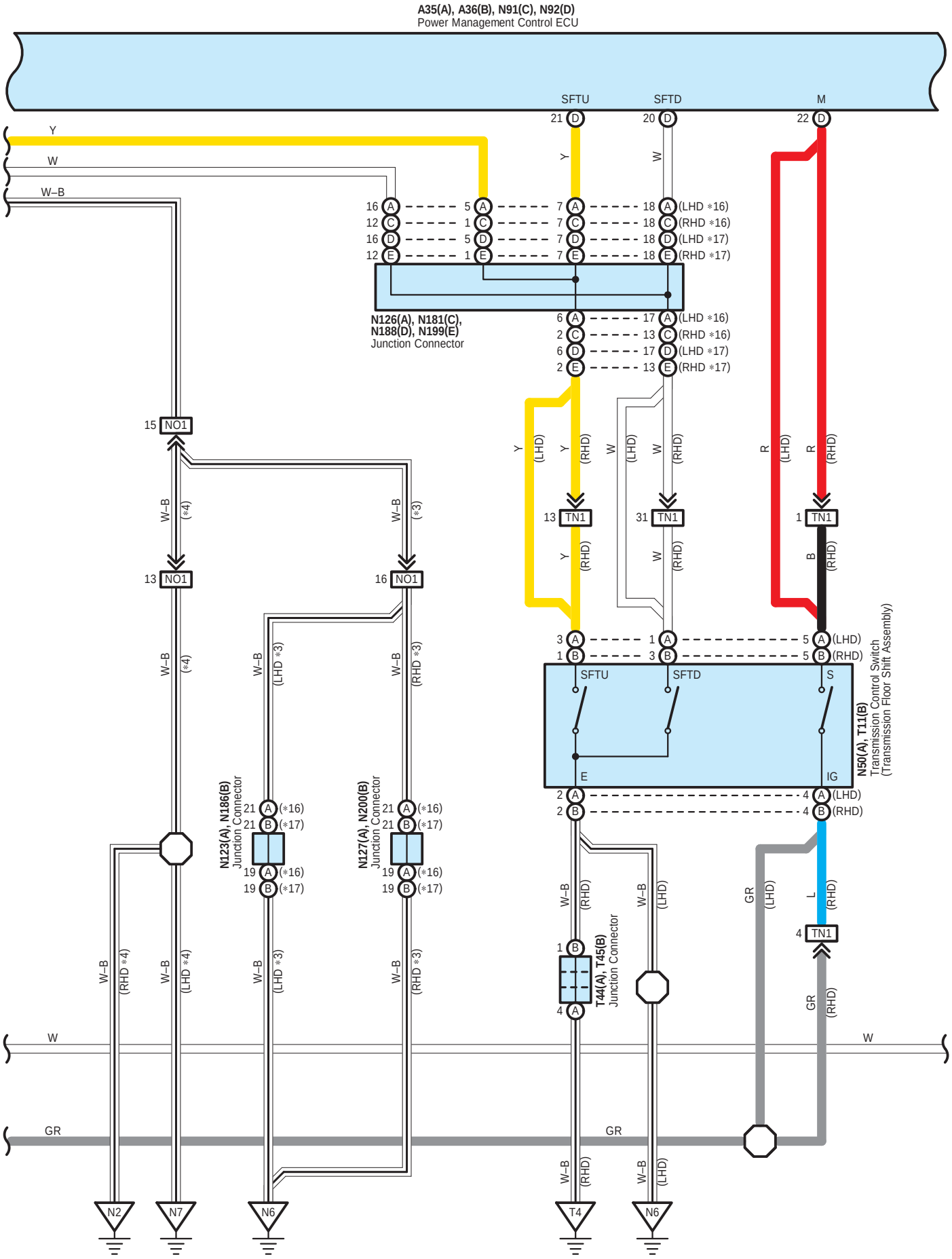
A35(A), A36(B), N91(C), N92(D)
Power Management Control ECU
SFTU
SFTD
M
N126(A), N181(C), N188(D), N199(E)
Junction Connector
N123(A), N186(B)
Junction Connector
N127(A), N200(B)
Junction Connector
T44(A), T45(B)
Junction Connector
N50(A), T11(B)
Transmission Control Switch
(Transmission Floor Shift Assembly)
NO1
TN1
N2
N7
N6
T4
N6

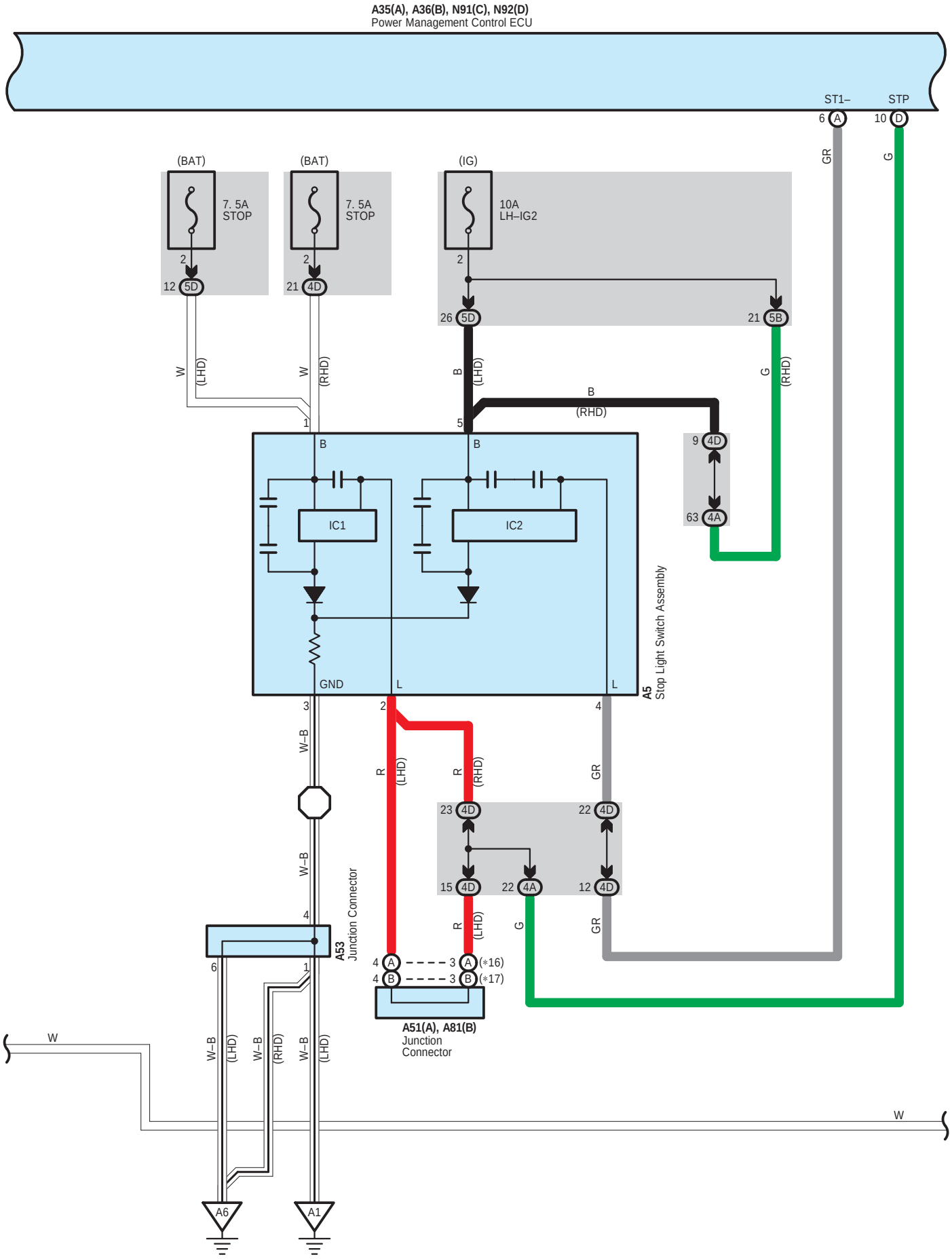
A35(A), A36(B), N91(C), N92(D)
Power Management Control ECU
ST1–
STP
6 A
10 D
GR
G
(BAT)
7. 5A
STOP
2
12 5D
(BAT)
7. 5A
STOP
2
21 4D
(IG)
10A
LH–IG2
2
26 5D
21 5B
W
(LHD)
W
(RHD)
B
(LHD)
G
(RHD)
B
(RHD)
1
5
B
B
9 4D
63 4A
IC1
IC2
GND
L
L
A5
Stop Light Switch Assembly
3
2
4
W–B
R
(LHD)
R
(RHD)
GR
23 4D
22 4D
W–B
15 4D
22 4A
12 4D
4
R
(LHD)
G
GR
A53
Junction Connector
6
1
4 A
3 A (*16)
4 B
3 B (*17)
A51(A), A81(B)
Junction
Connector
W
W–B
(LHD)
W–B
(RHD)
W–B
(LHD)
W
A6
A1

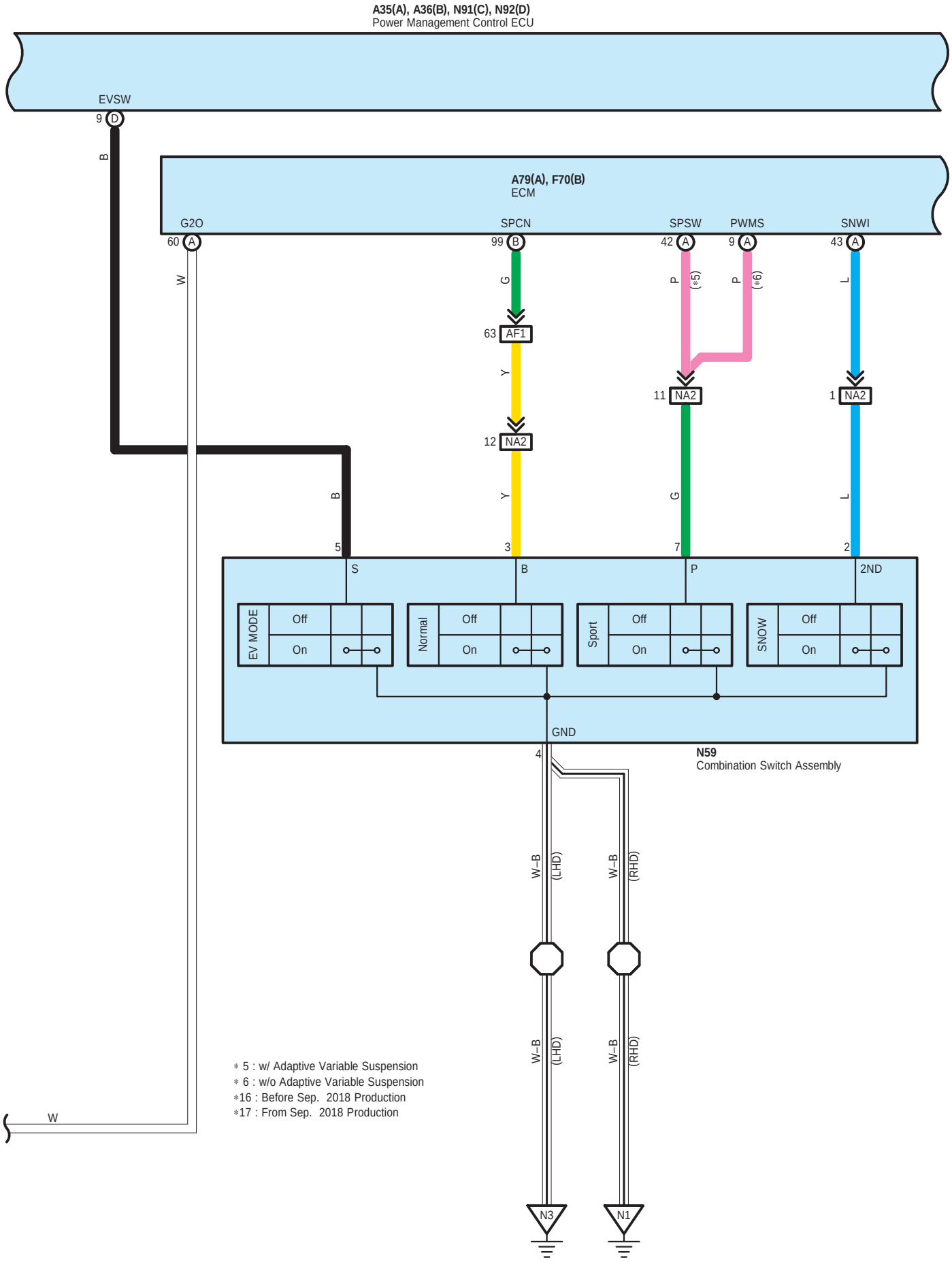
A35(A), A36(B), N91(C), N92(D)
Power Management Control ECU
EVSW
9 D
B
A79(A), F70(B)
ECM
G2O
60 A
W
SPCN
99 B
G
63 AF1
Y
12 NA2
Y
SPSW
42 A
P
(*5)
11 NA2
G
PWMS
9 A
P
(*6)
SNWI
43 A
L
1 NA2
L
B
5
3
7
2
S
B
P
2ND
EV MODE
Off
On
Normal
Off
On
Sport
Off
On
SNOW
Off
On
GND
4
N59
Combination Switch Assembly
W–B
(LHD)
W–B
(RHD)
W–B
(LHD)
W–B
(RHD)
N3
N1
W
* 5 : w/ Adaptive Variable Suspension
* 6 : w/o Adaptive Variable Suspension
*16 : Before Sep. 2018 Production
*17 : From Sep. 2018 Production

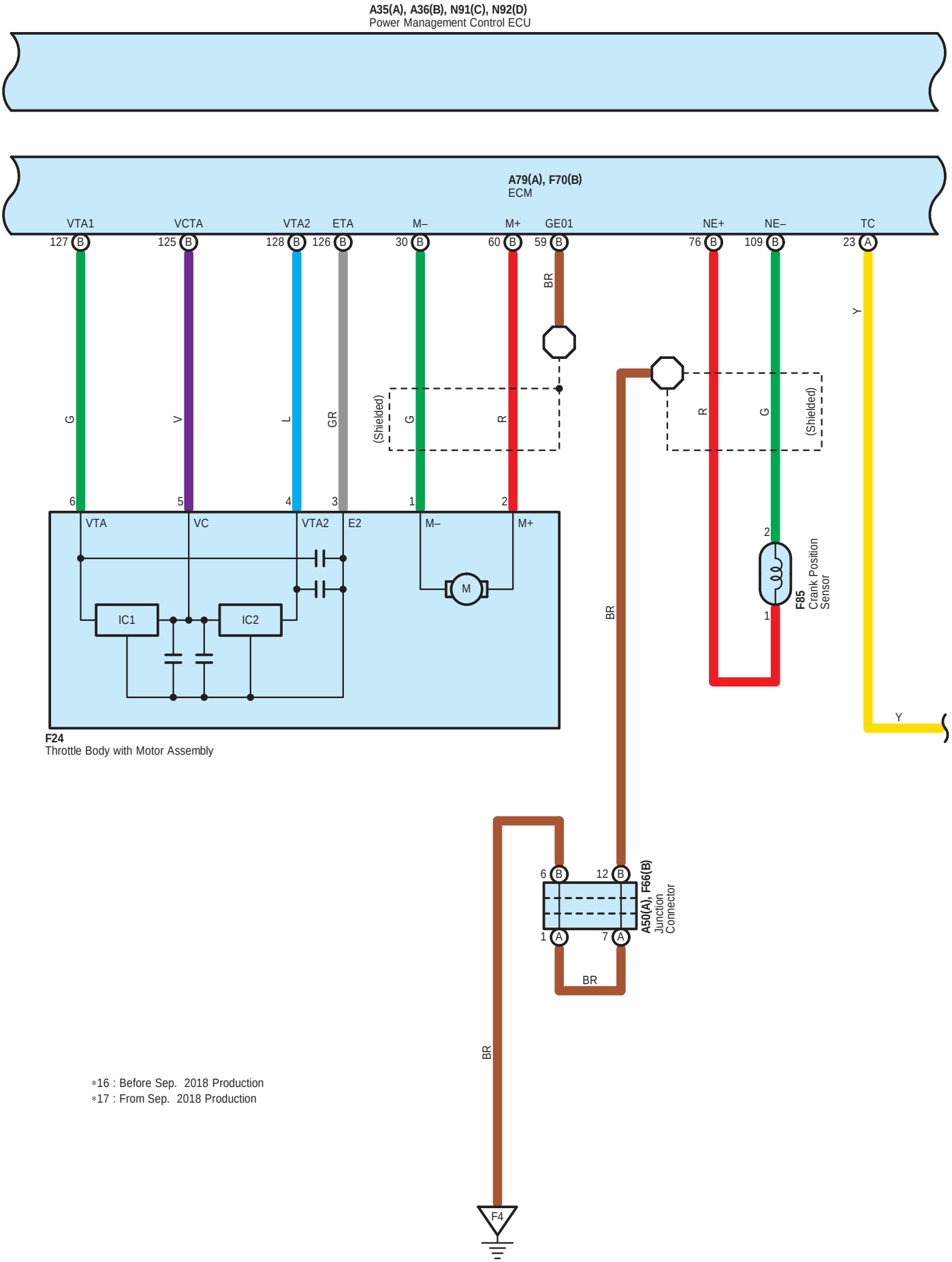

∗16 : Before Sep. 2018 Production
∗17 : From Sep. 2018 Production

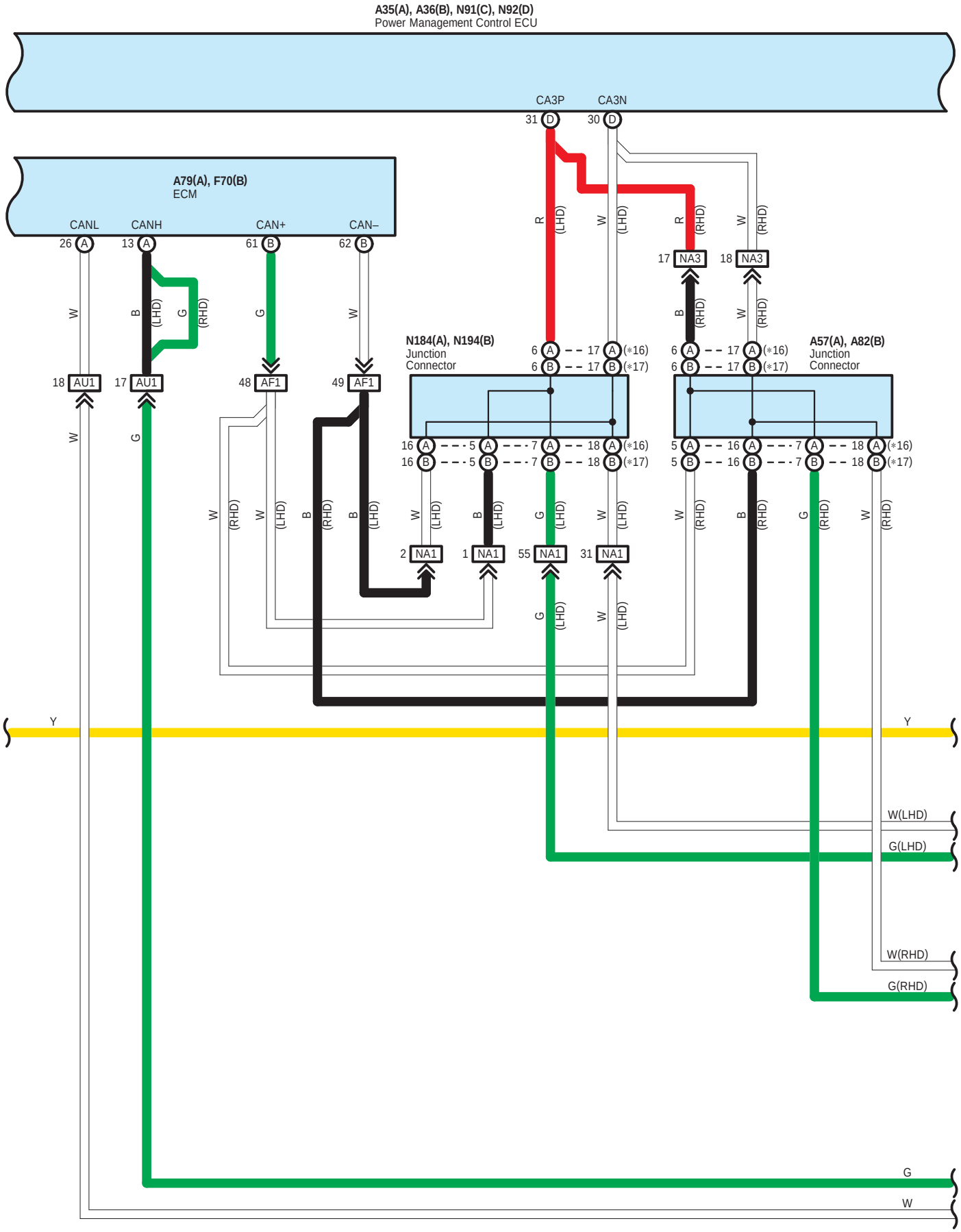
A35(A), A36(B), N91(C), N92(D)
Power Management Control ECU
CA3P
CA3N
31 D
30 D
A79(A), F70(B)
ECM
CANL
CANH
CAN+
CAN–
26 A
13 A
61 B
62 B
17 NA3
18 NA3
N184(A), N194(B)
Junction
Connector
A57(A), A82(B)
Junction
Connector
18 AU1
17 AU1
48 AF1
49 AF1
2 NA1
1 NA1
55 NA1
31 NA1
Y
W(LHD)
G(LHD)
W(RHD)
G(RHD)
G
W

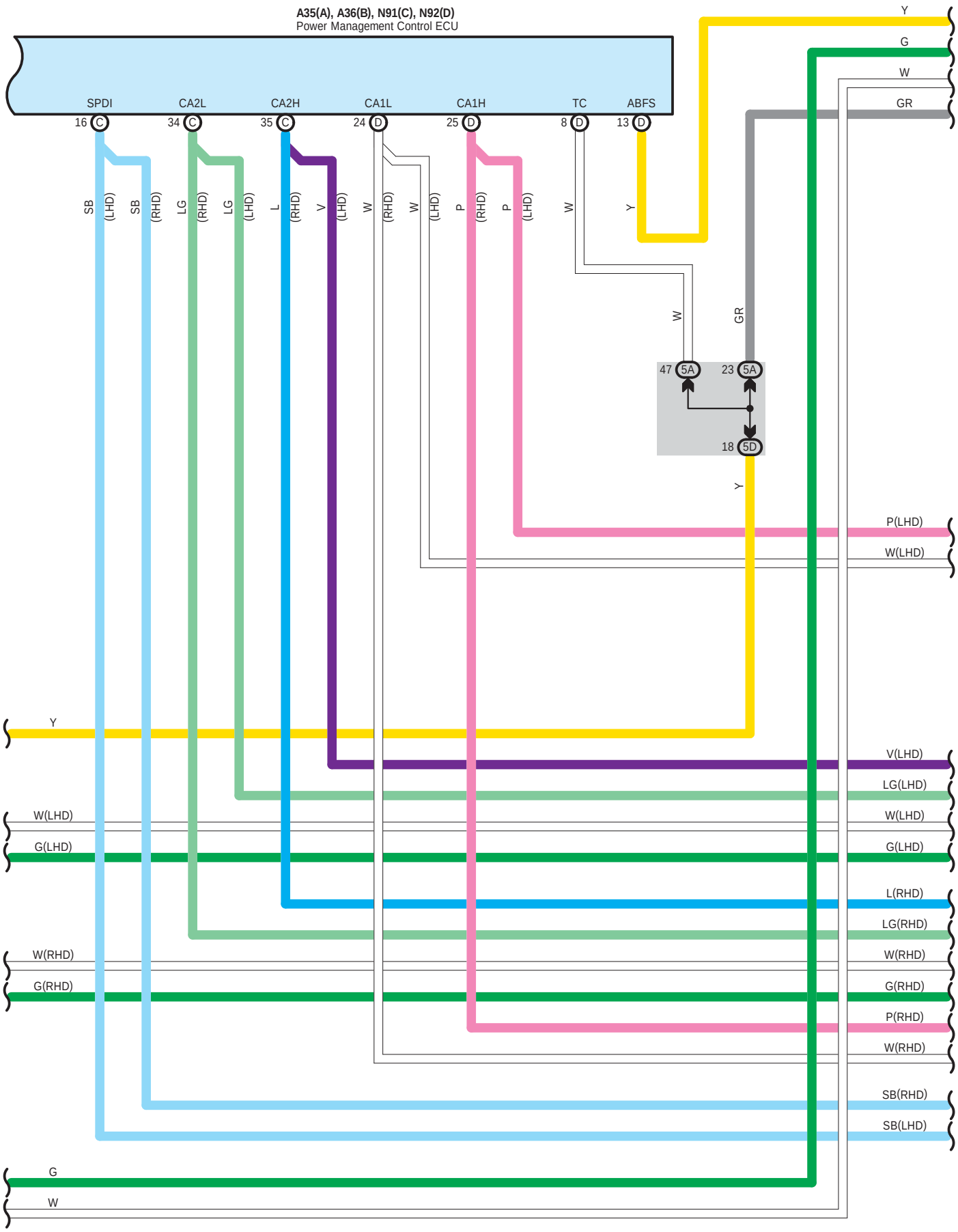
A35(A), A36(B), N91(C), N92(D)
Power Management Control ECU
SPDI
CA2L
CA2H
CA1L
CA1H
TC
ABFS
16 C
34 C
35 C
24 D
25 D
8 D
13 D
SB (LHD)
SB (RHD)
LG (RHD)
LG (LHD)
L (RHD)
V (LHD)
W (RHD)
W (LHD)
P (RHD)
P (LHD)
W
Y
GR
47 5A
23 5A
18 5D
Y
G
W
GR
P(LHD)
W(LHD)
Y
V(LHD)
LG(LHD)
W(LHD)
G(LHD)
L(RHD)
LG(RHD)
W(RHD)
G(RHD)
P(RHD)
W(RHD)
SB(RHD)
SB(LHD)
G
W

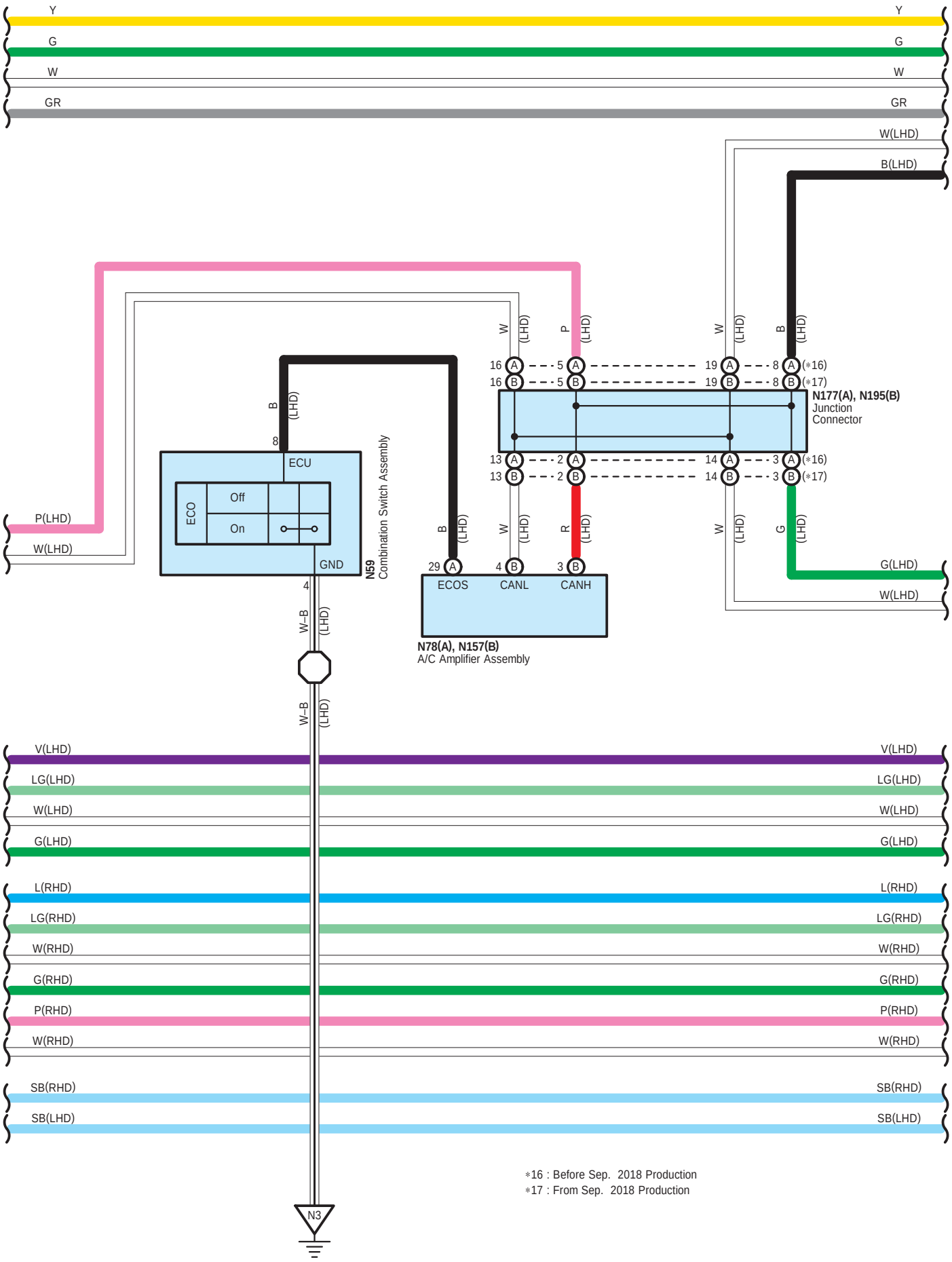

∗16 : Before Sep. 2018 Production
∗17 : From Sep. 2018 Production

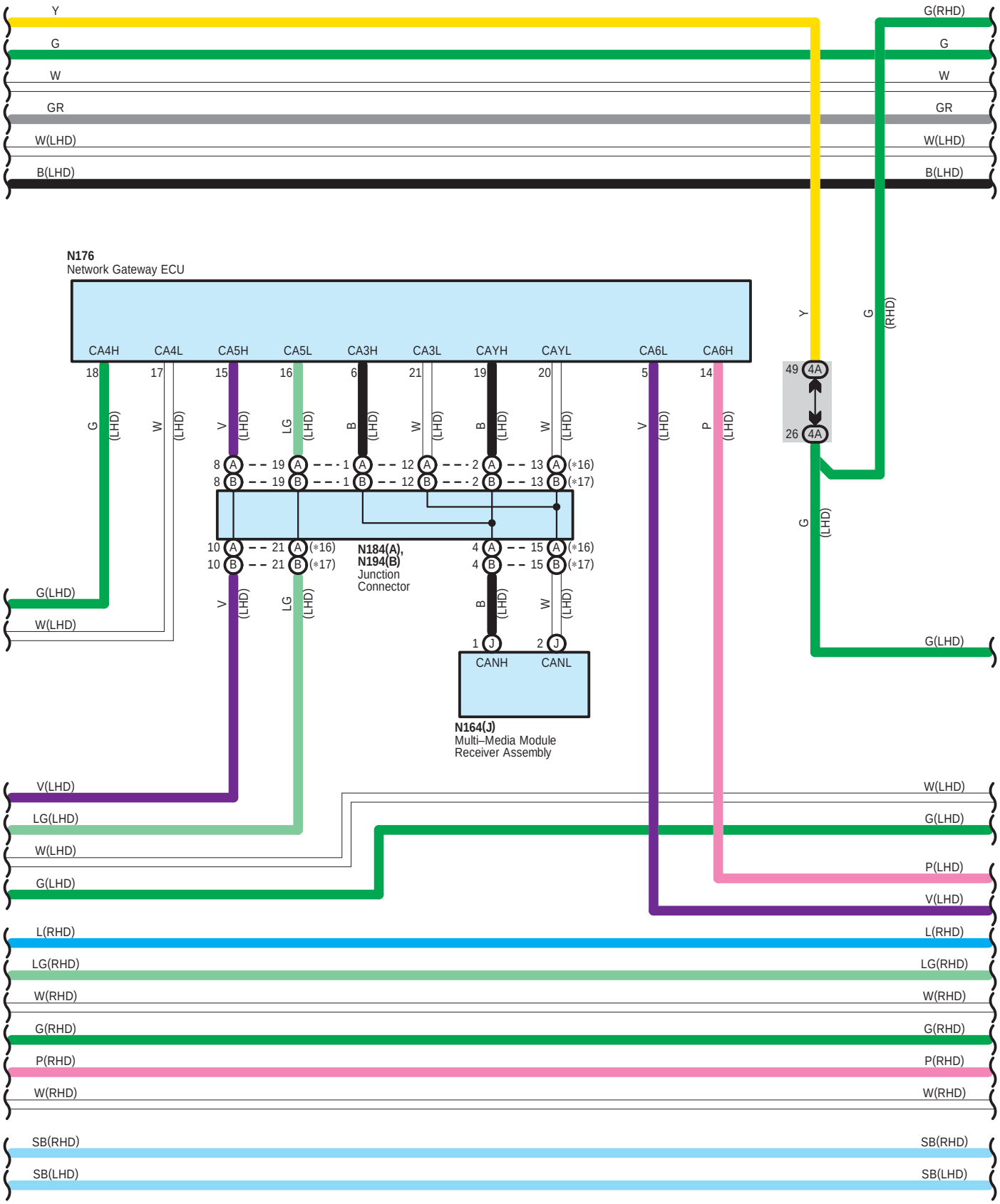

∗16 : Before Sep. 2018 Production
∗17 : From Sep. 2018 Production

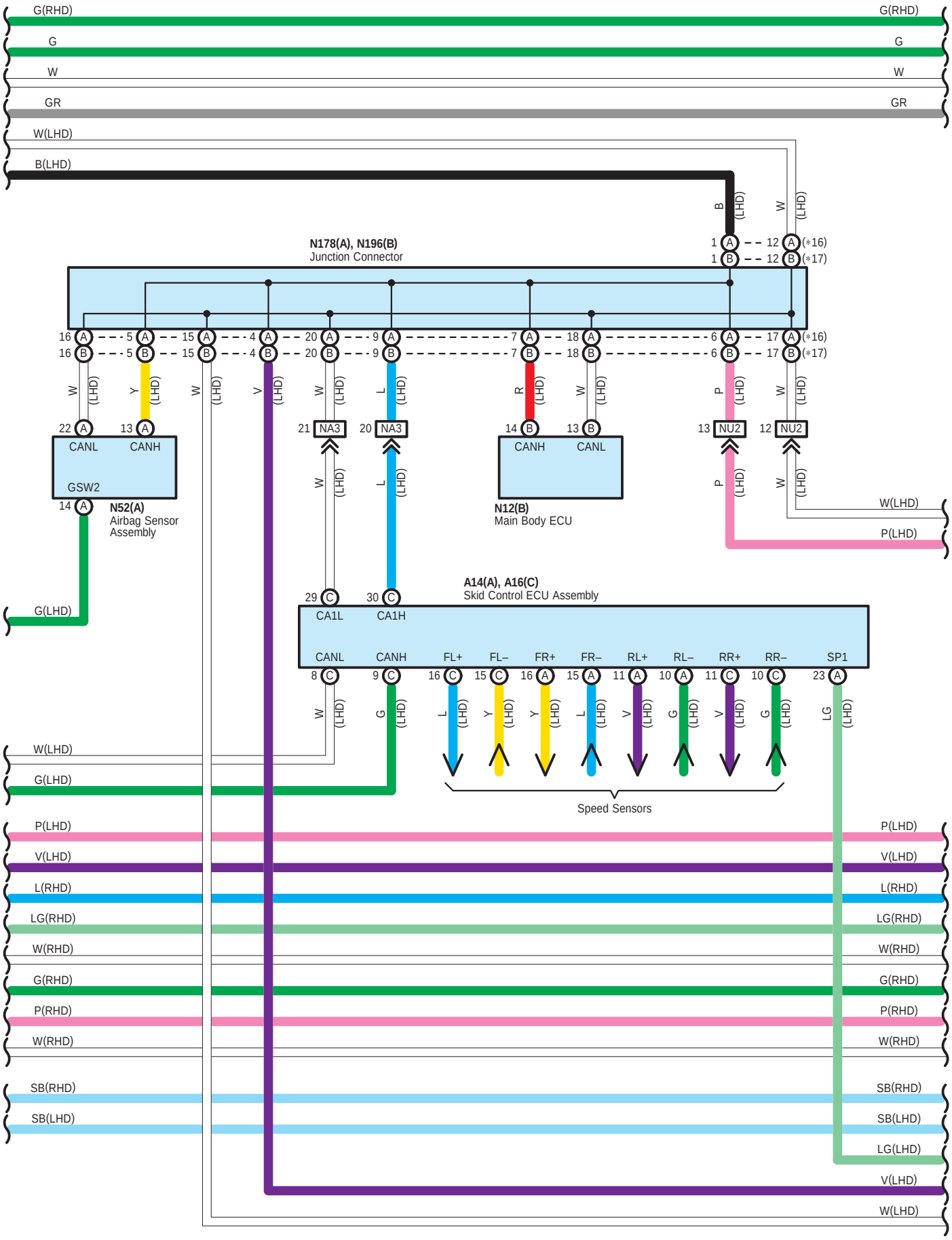
G(RHD)
G
W
GR
W(LHD)
B(LHD)
N178(A), N196(B)
Junction Connector
CANL
CANH
GSW2
N52(A)
Airbag Sensor
Assembly
NA3
NU2
N12(B)
Main Body ECU
A14(A), A16(C)
Skid Control ECU Assembly
CA1L
CA1H
FL+
FL–
FR+
FR–
RL+
RL–
RR+
RR–
SP1
Speed Sensors
P(LHD)
V(LHD)
L(RHD)
LG(RHD)
W(RHD)
P(RHD)
SB(RHD)
SB(LHD)
LG(LHD)

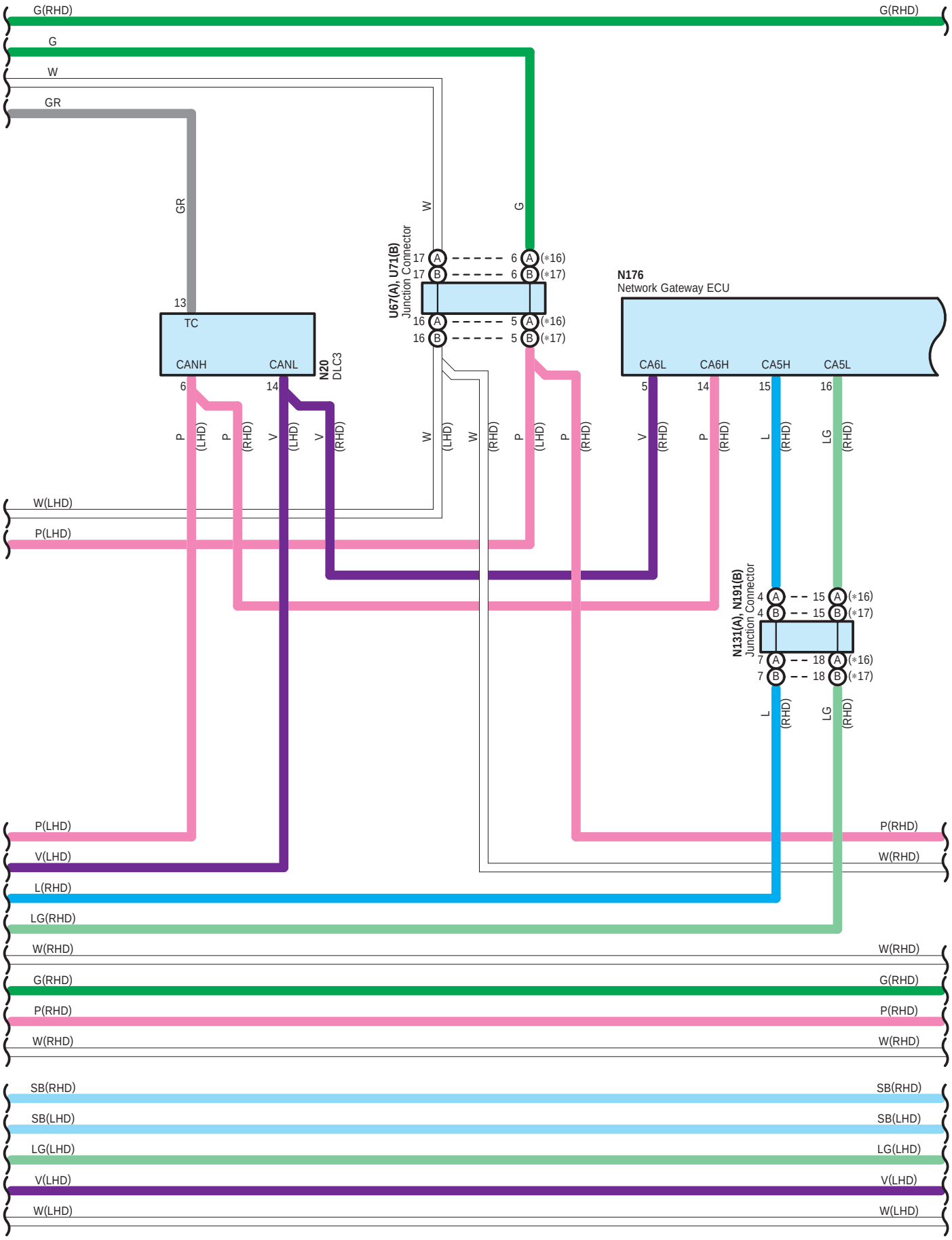
G(RHD)
G
W
GR
GR
13
TC
CANH
CANL
6
14
N20
DLC3
U67(A), U71(B)
Junction Connector
17 A
17 B
6 A (*16)
6 B (*17)
16 A
16 B
5 A (*16)
5 B (*17)
N176
Network Gateway ECU
CA6L
CA6H
CA5H
CA5L
5
14
15
16
P (LHD)
P (RHD)
V (LHD)
V (RHD)
W (LHD)
W (RHD)
P (LHD)
P (RHD)
V (RHD)
P (RHD)
L (RHD)
LG (RHD)
W(LHD)
P(LHD)
N131(A), N191(B)
Junction Connector
4 A
4 B
15 A (*16)
15 B (*17)
7 A
7 B
18 A (*16)
18 B (*17)
L (RHD)
LG (RHD)
P(LHD)
V(LHD)
L(RHD)
LG(RHD)
W(RHD)
G(RHD)
P(RHD)
W(RHD)
SB(RHD)
SB(LHD)
LG(LHD)
V(LHD)
W(LHD)

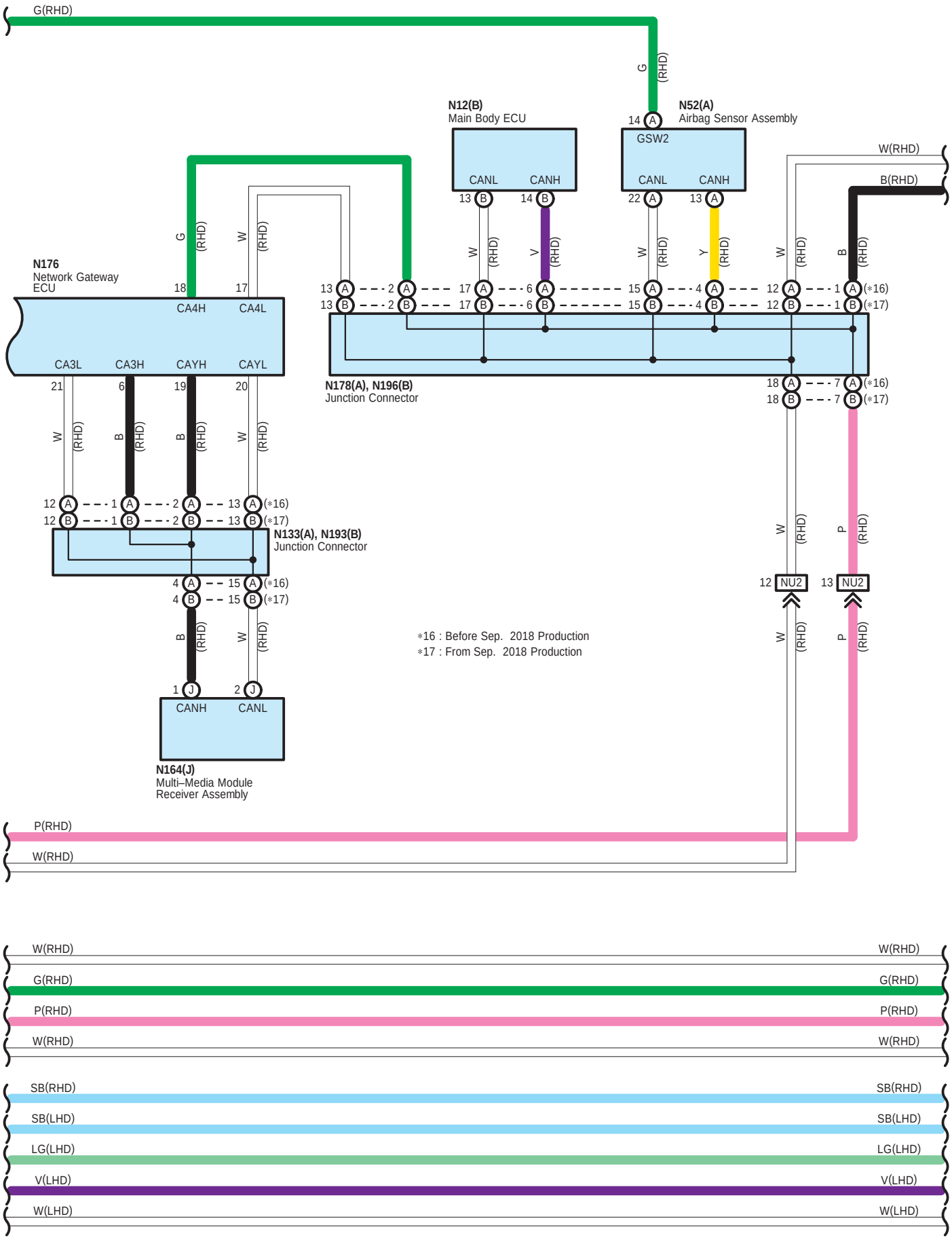
G(RHD)
N12(B)
Main Body ECU
CANL
CANH
N52(A)
Airbag Sensor Assembly
GSW2
W(RHD)
B(RHD)
N176
Network Gateway
ECU
CA4H
CA4L
CA3L
CA3H
CAYH
CAYL
N178(A), N196(B)
Junction Connector
N133(A), N193(B)
Junction Connector
NU2
N164(J)
Multi–Media Module
Receiver Assembly
∗16 : Before Sep. 2018 Production
∗17 : From Sep. 2018 Production
P(RHD)
W(RHD)
G(RHD)
P(RHD)
W(RHD)
SB(RHD)
SB(LHD)
LG(LHD)
V(LHD)
W(LHD)

*16 : Before Sep. 2018 Production
*17 : From Sep. 2018 Production

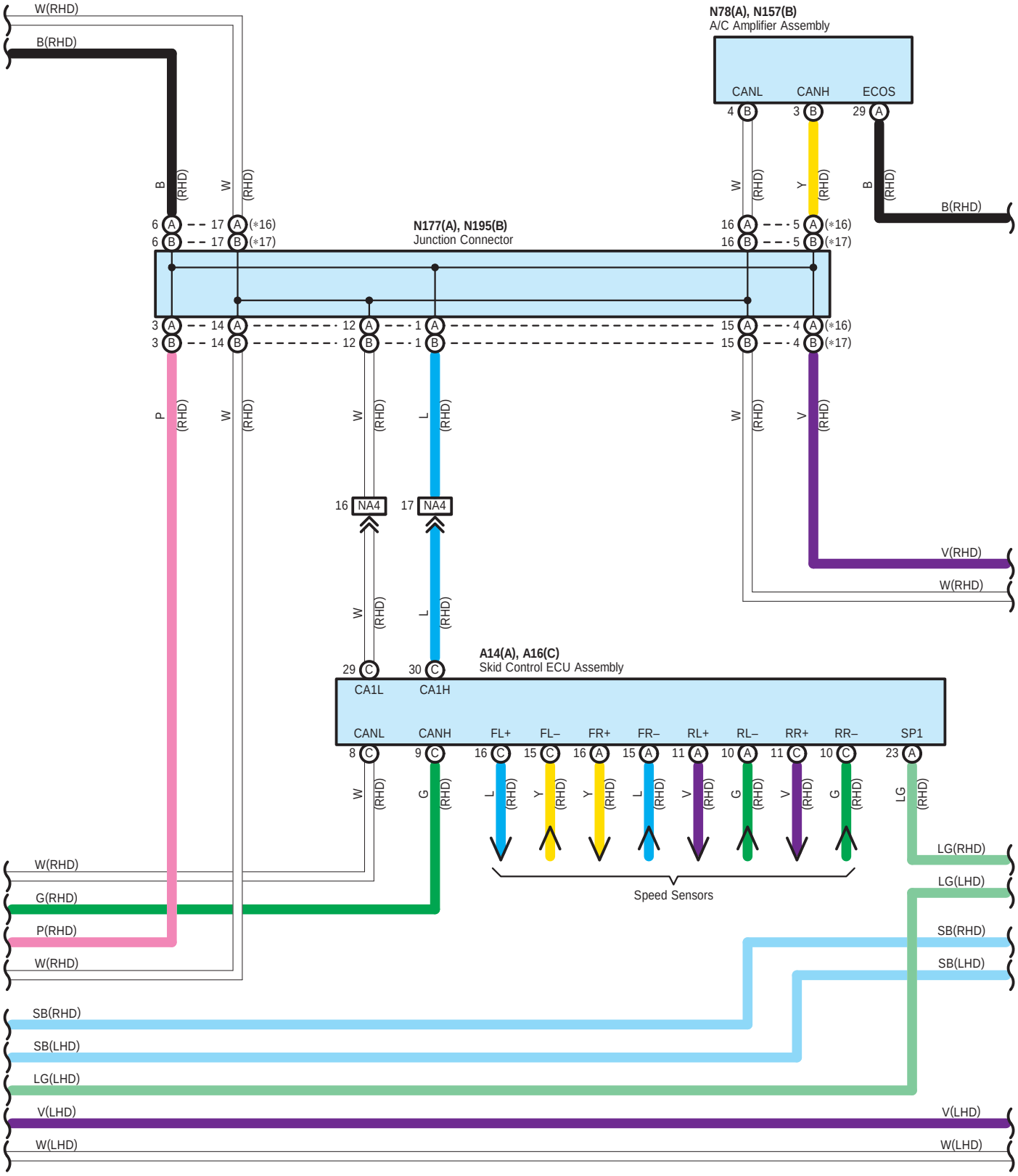

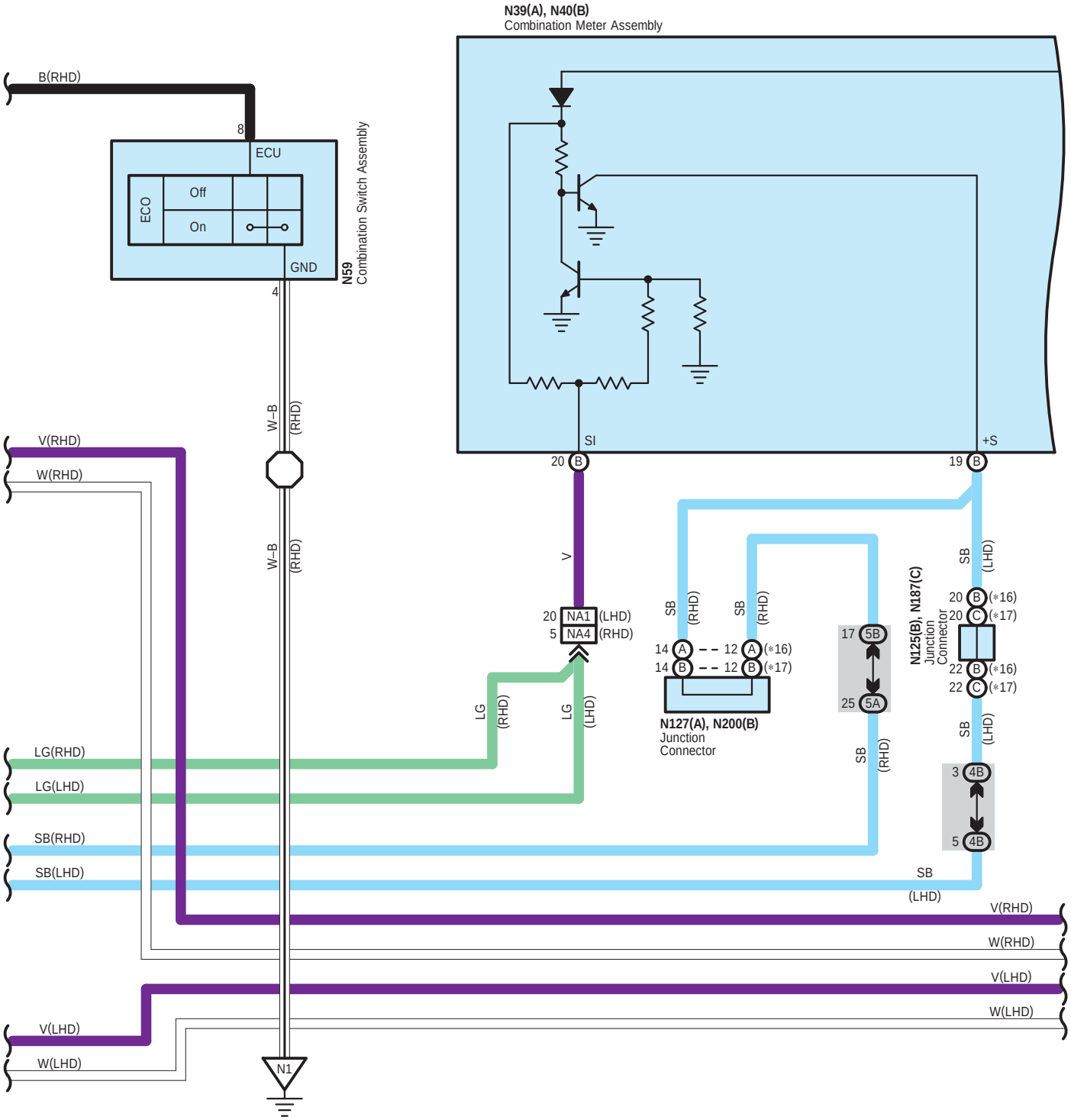
N39(A), N40(B)
Combination Meter Assembly
B(RHD)
8
ECU
ECO
Off
On
GND
4
N59
Combination Switch Assembly
W–B
(RHD)
V(RHD)
W(RHD)
SI
+S
20 B
19 B
V
20 NA1 (LHD)
5 NA4 (RHD)
LG
(RHD)
LG
(LHD)
SB
(RHD)
14 A
14 B
12 A (*16)
12 B (*17)
N127(A), N200(B)
Junction
Connector
17 5B
25 5A
N125(B), N187(C)
Junction
Connector
20 B (*16)
20 C (*17)
22 B (*16)
22 C (*17)
3 4B
5 4B
LG(RHD)
LG(LHD)
SB(RHD)
SB(LHD)
V(RHD)
W(RHD)
V(LHD)
W(LHD)
N1

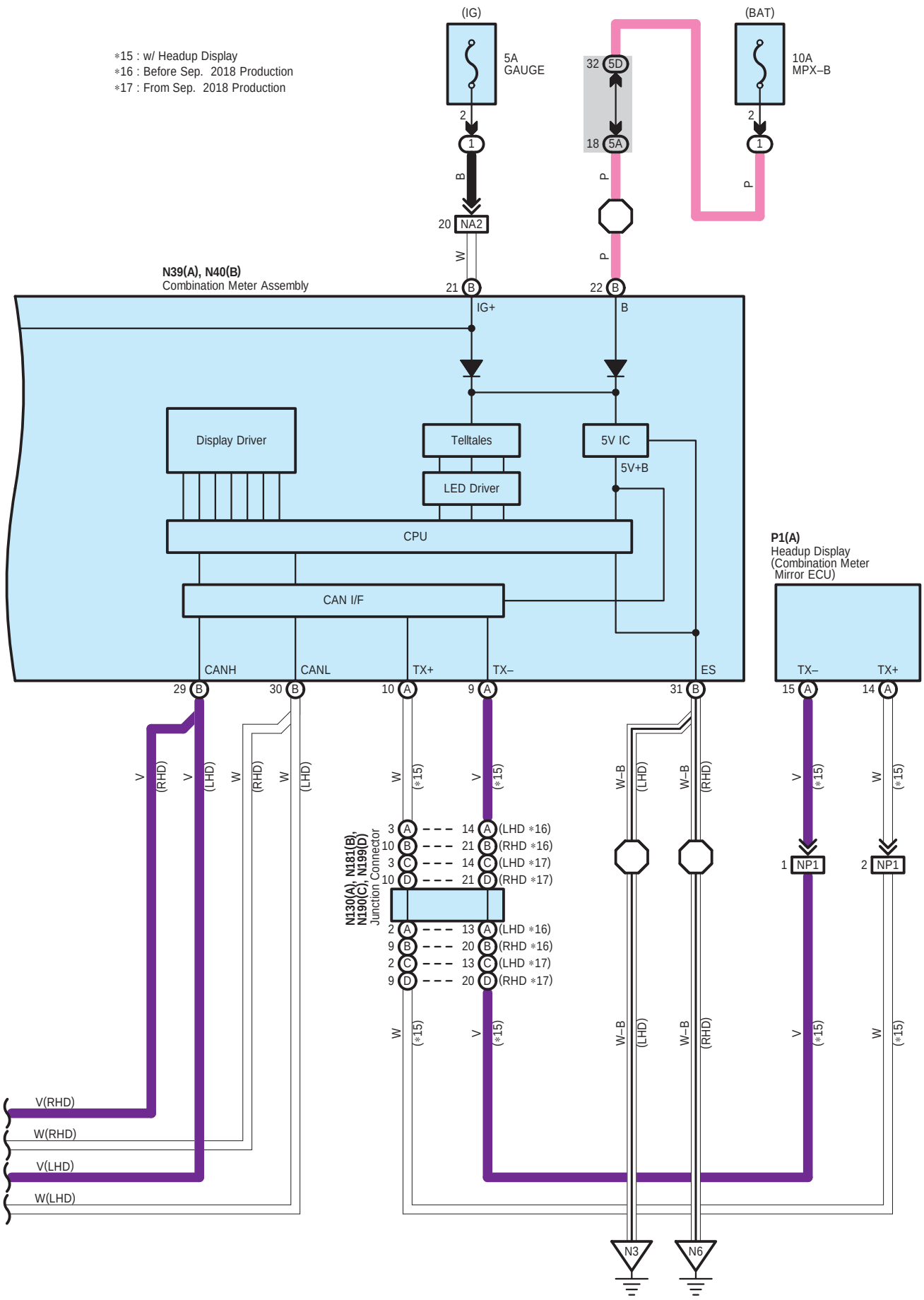
∗15 : w/ Headup Display
∗16 : Before Sep. 2018 Production
∗17 : From Sep. 2018 Production
(IG)
5A
GAUGE
(BAT)
10A
MPX–B
32 5D
18 5A
20 NA2
21 B
22 B
IG+
B
N39(A), N40(B)
Combination Meter Assembly
Display Driver
Telltales
LED Driver
5V IC
5V+B
CPU
CAN I/F
CANH
CANL
TX+
TX–
ES
P1(A)
Headup Display
(Combination Meter
Mirror ECU)
TX–
TX+
29 B
30 B
10 A
9 A
31 B
15 A
14 A
N130(A), N181(B),
N190(C), N199(D)
Junction Connector
3 A --- 14 A (LHD ∗16)
10 B --- 21 B (RHD ∗16)
3 C --- 14 C (LHD ∗17)
10 D --- 21 D (RHD ∗17)
2 A --- 13 A (LHD ∗16)
9 B --- 20 B (RHD ∗16)
2 C --- 13 C (LHD ∗17)
9 D --- 20 D (RHD ∗17)
1 NP1
2 NP1
V(RHD)
W(RHD)
V(LHD)
W(LHD)
N3
N6

A 2
Black



A 3
Black

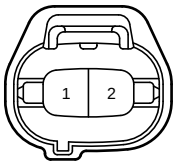

A 5
White

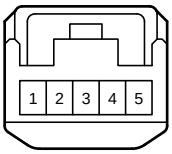

A 14
Black

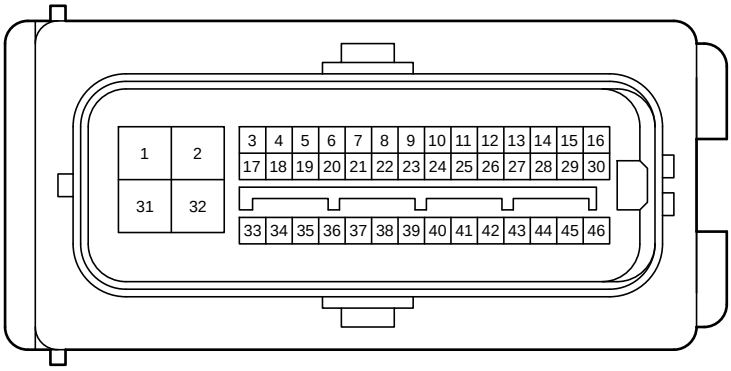

A 16
Gray

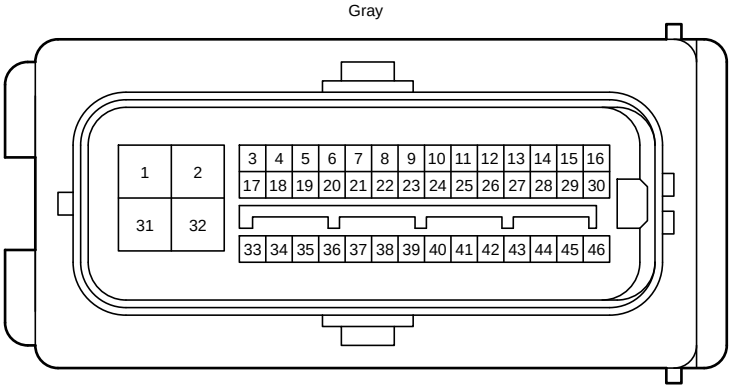

A 26
Black

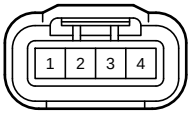

A 35
Gray

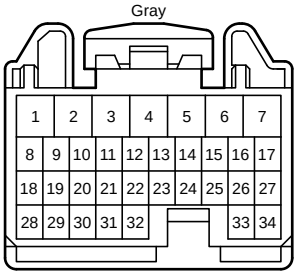

A 36
Gray

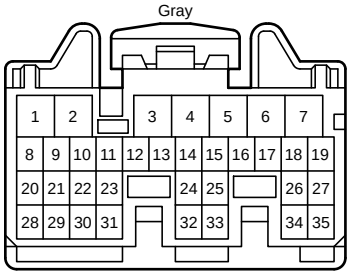

A 38
Black

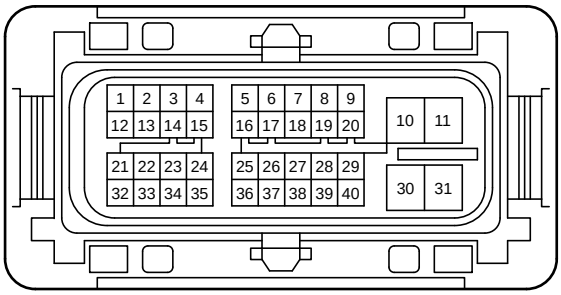

A 39
Black



A 50
Gray

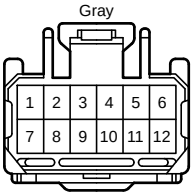

A 51
Blue

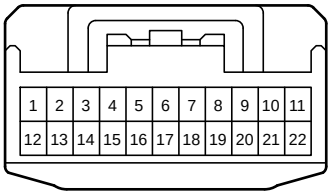

A 53
White

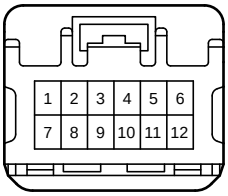

A 57
Blue

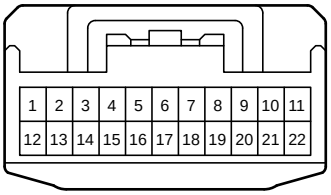

A 61

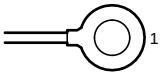

A 74
Black

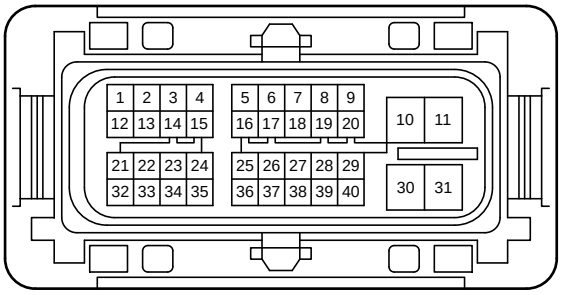

A 75
Black

A 79
Black

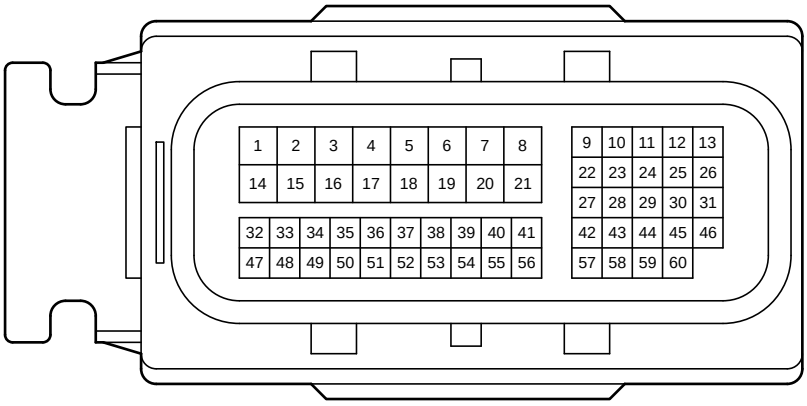

A 81
Black

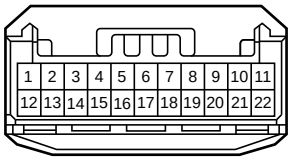

A 82
Black

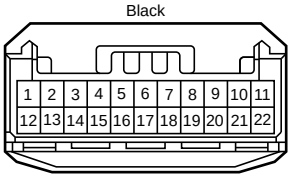

E 1

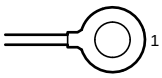

E 2

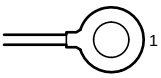

F 24
Black

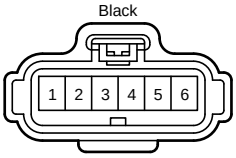

F 50
Gray

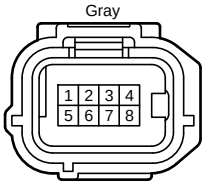

F 51
Gray

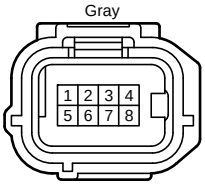

F 65
Gray

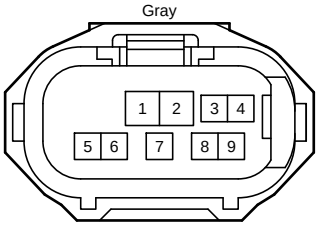

F 66
Gray

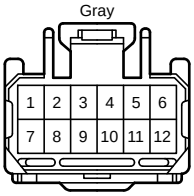

F 70
Black

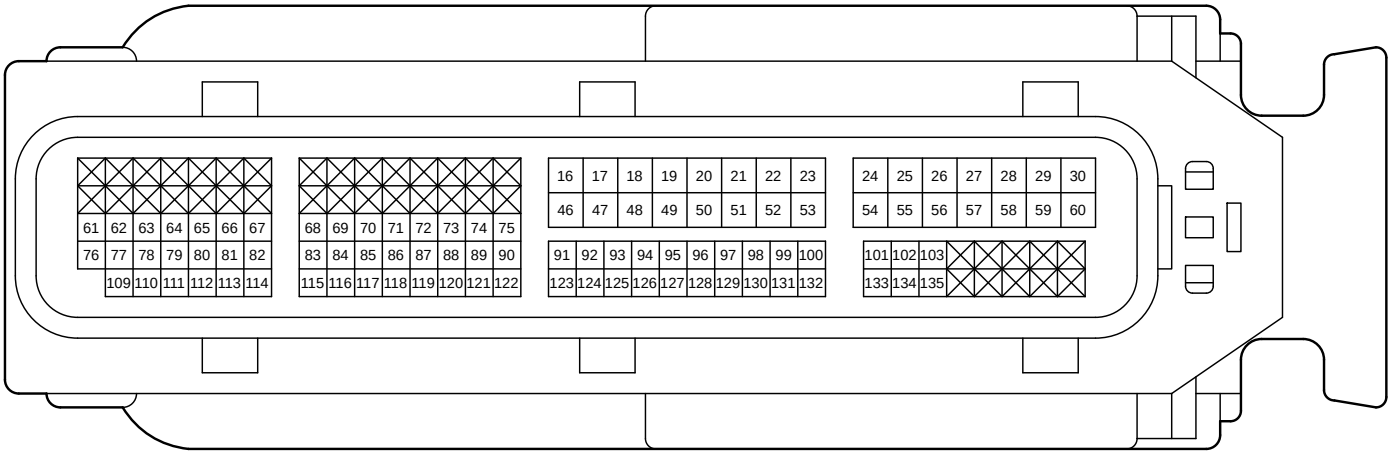

F 85
Black

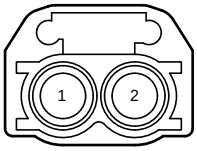

N 12
White

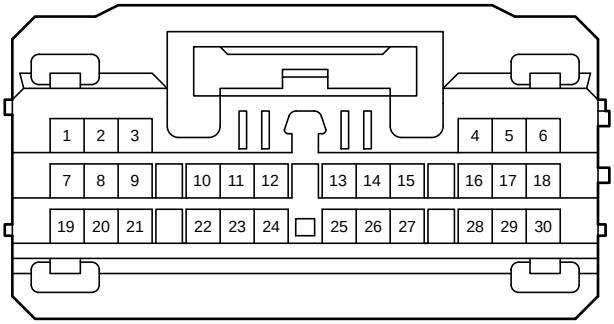

N 20
Black

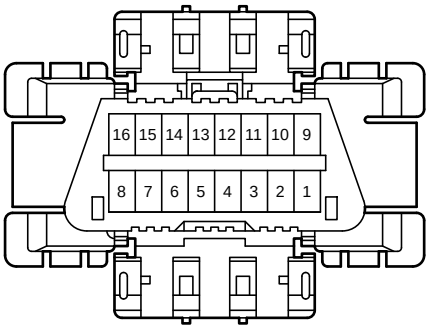

N 31
Black

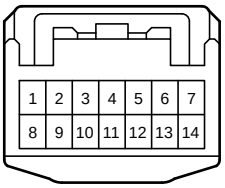

N 39
Black

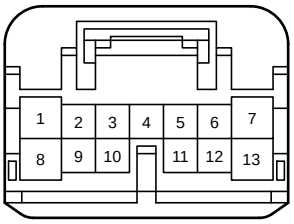

N 40
Black

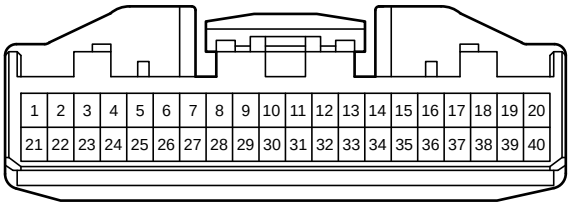

N 50
White

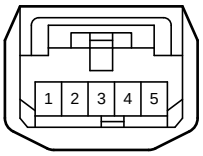

N 52
Yellow

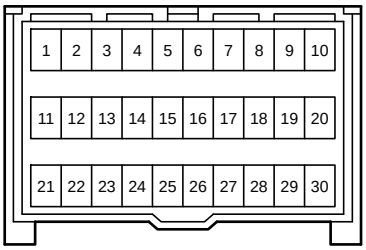

N 59
Black

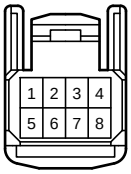

N 78
White

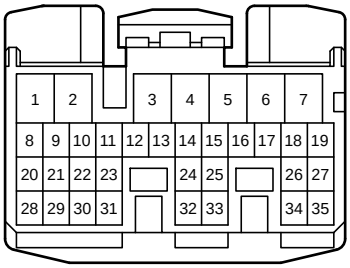

N 91
Gray

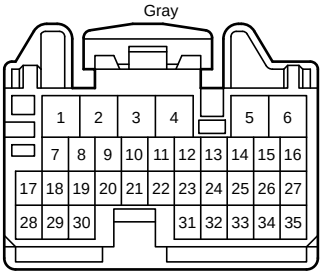

N 92
Gray

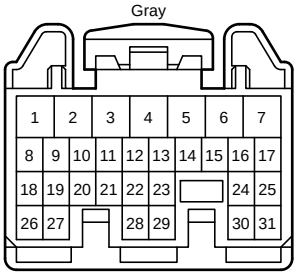

N123
Blue

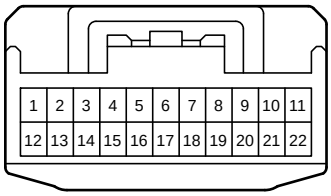

N125
Blue

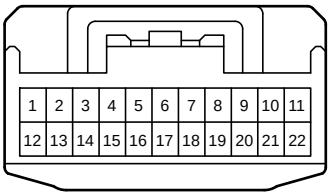

N126
Blue

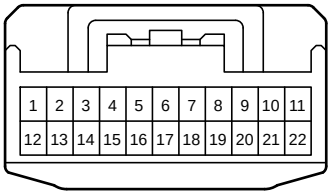

N127
Blue

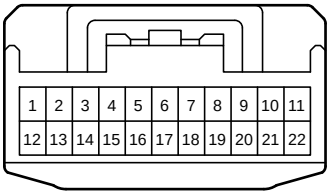

N130
Black

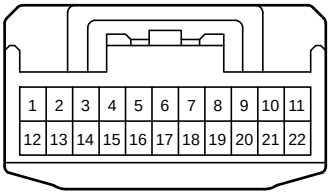

N131
Gray

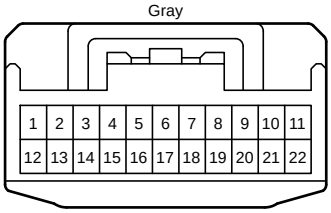

N133
Black

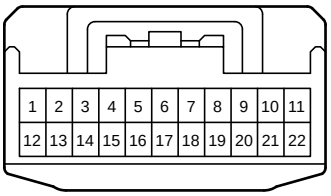

N157
White

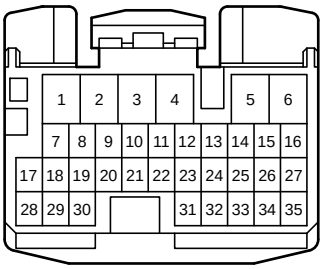

N163
Blue

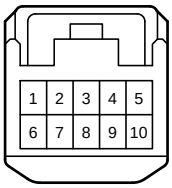

N164
White

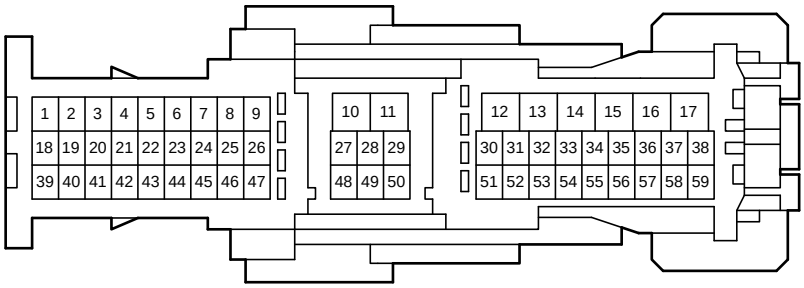

N176
Black

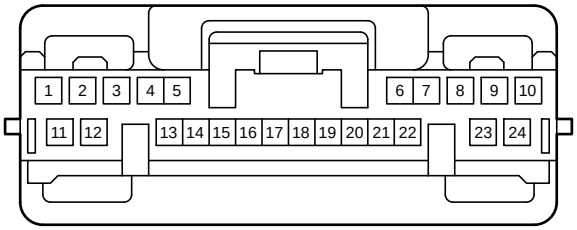

N177
Gray

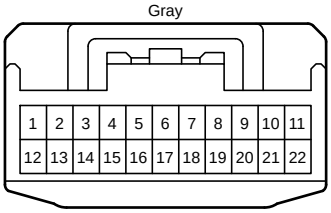

N178
Gray

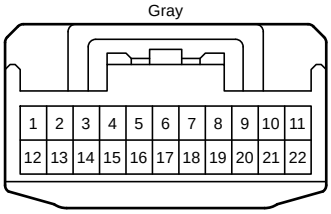

N181
Black

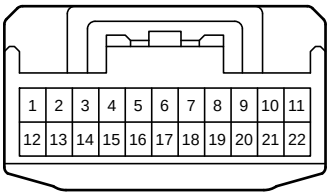

N184
Blue

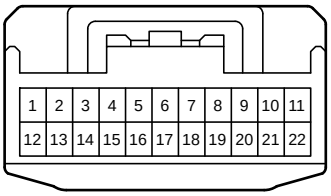

N186
Black

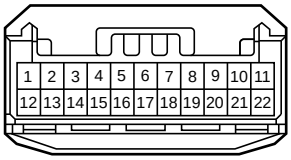

N187
Black

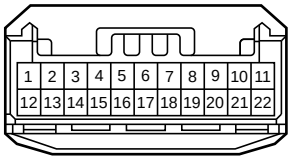

N188
Black

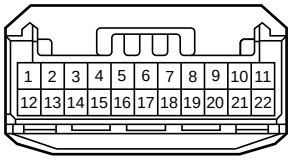

N190
Black

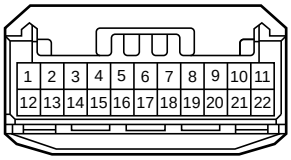

N191
Black

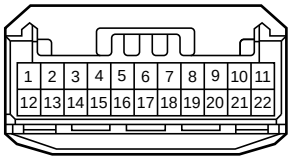

N193
Black

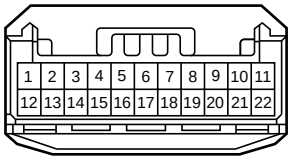

N194
Black

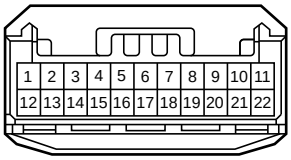

N195
Black

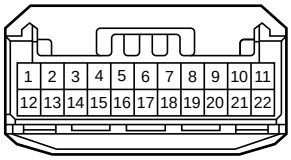

N196
Black

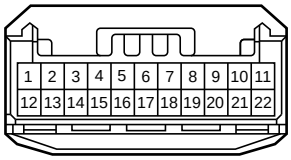

N199
Black

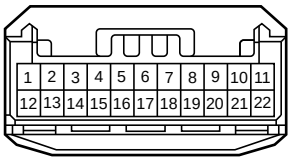

N200
Black

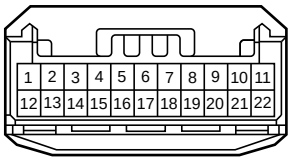

P 1
White

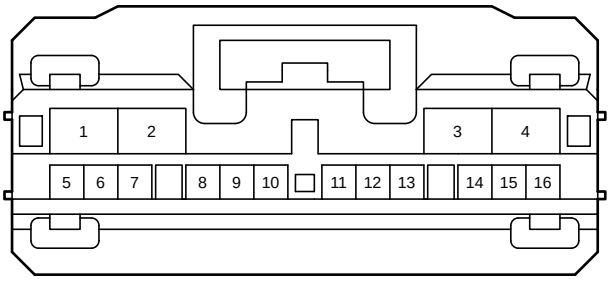

T 11
White

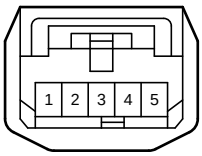

T 44
Blue

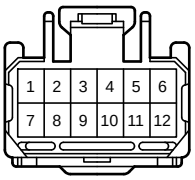

T 45
Blue

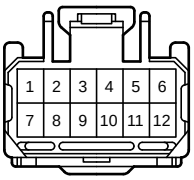

U 44
Black

U 67
Gray

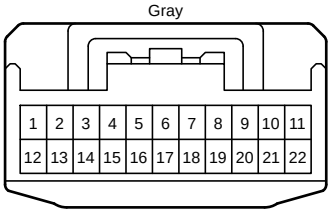

U 71
Black

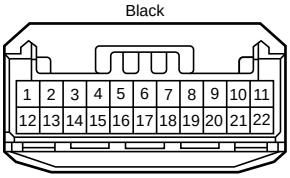

V 2
White

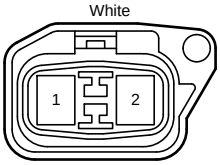

V 3
White

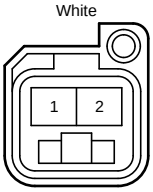

V 4

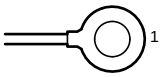

V 5

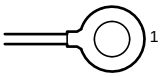

X 8
Black

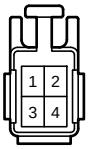

f 1
White

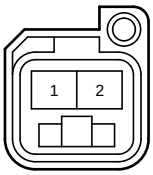

m 2
White

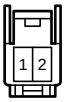

m 3
White

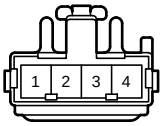

m 5
White

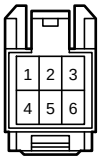

u 1
White

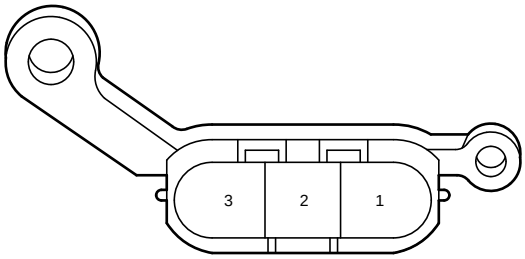

u 3
White

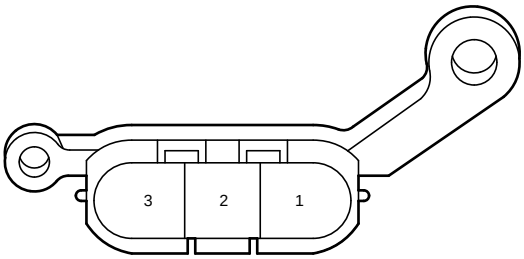

u 4
White

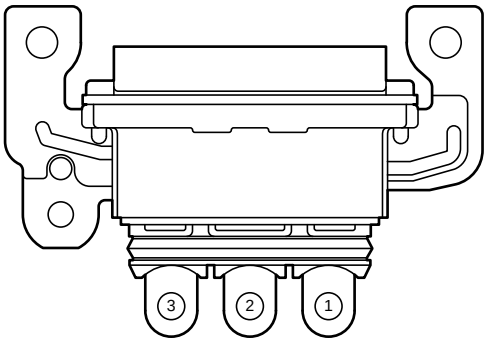

v 3
White

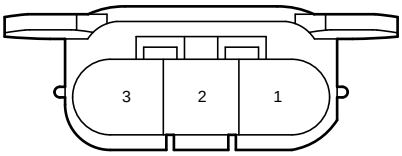

v 4
White

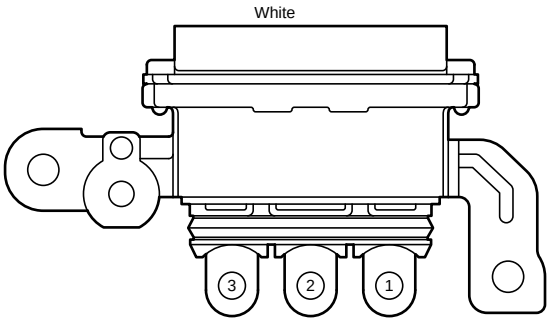

w 1

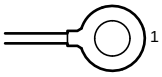

w 2
Orange

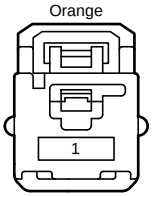

y 1

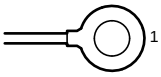

y 2
Orange

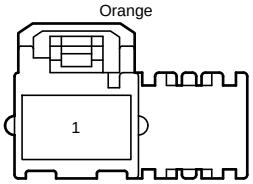

z 21
Black

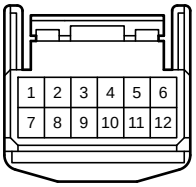

z 22
White

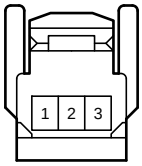

z 23
Orange

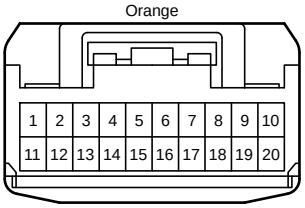

z 25
White

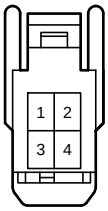

1K
White

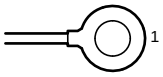

1L
White

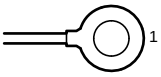

4A
White

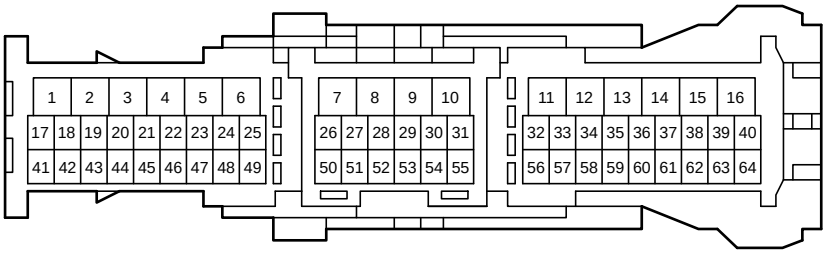

4B
White

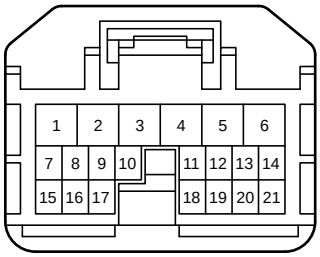

4D
White

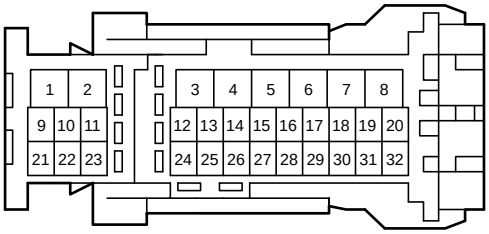

5A
White

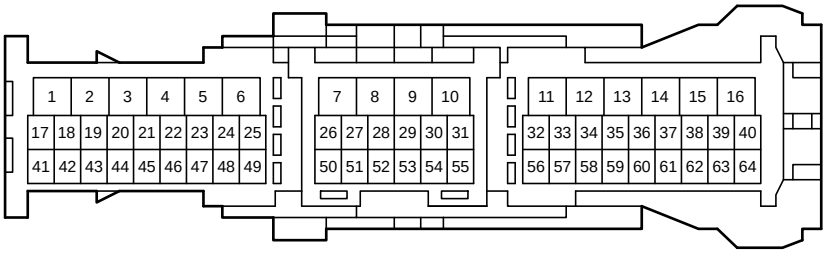

5B
White

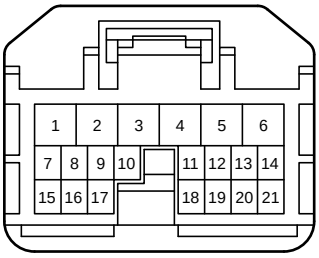

5D
White

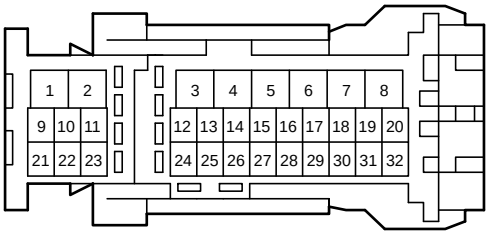

6B
White

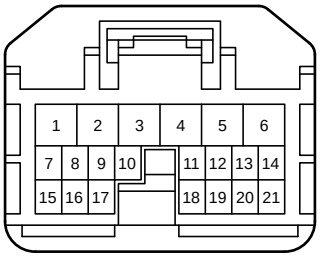

AF1
White

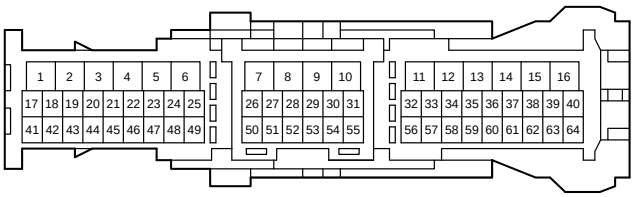

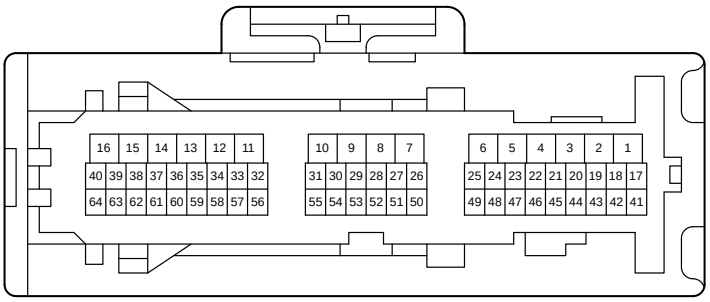

AT1
White

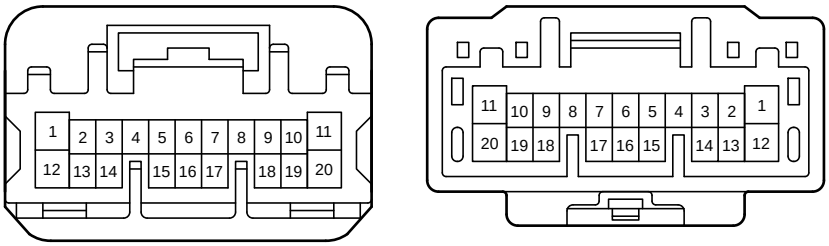

AU1
White

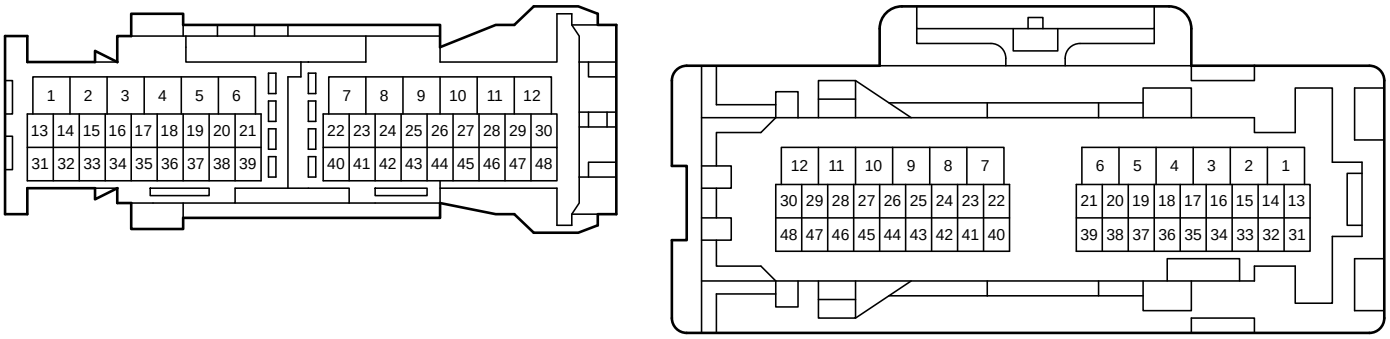

FA2
Black

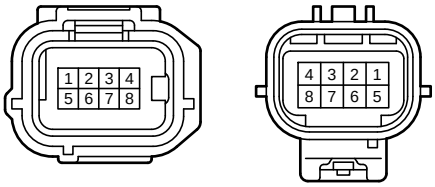

FA3
Black

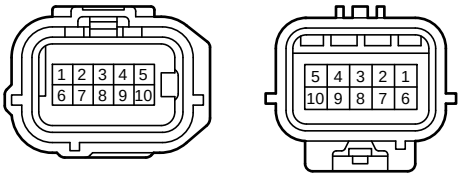

NA1
White

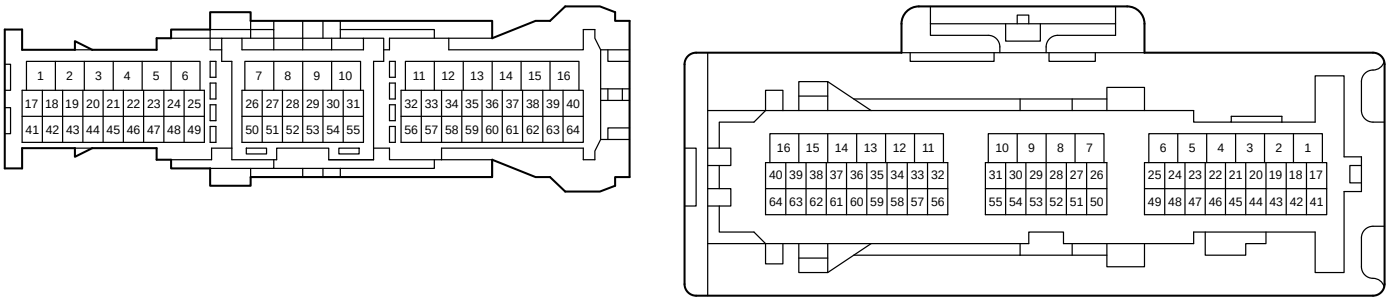

NA2
White

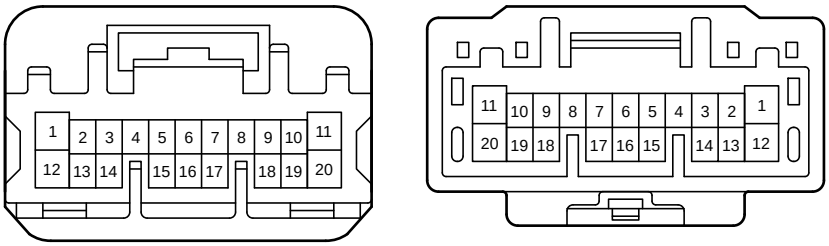

NA3
White

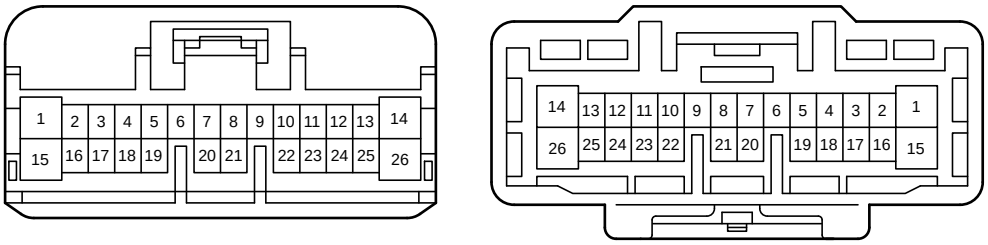

NA4
Gray

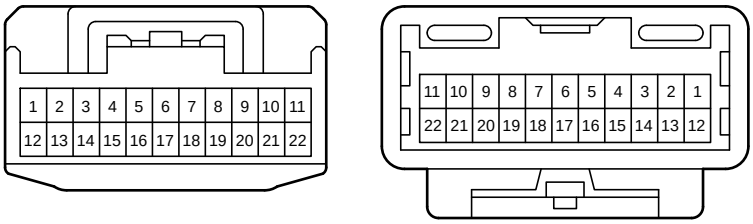

NO1
White

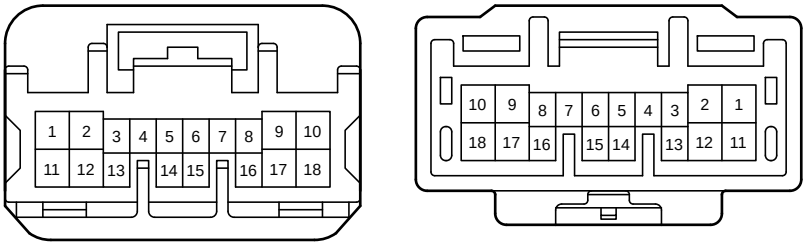

NP1
White

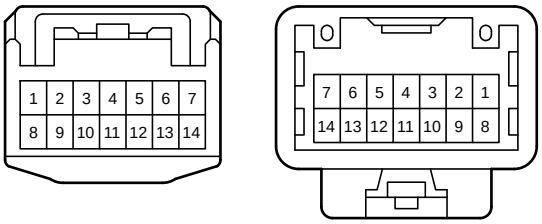

NT1
White

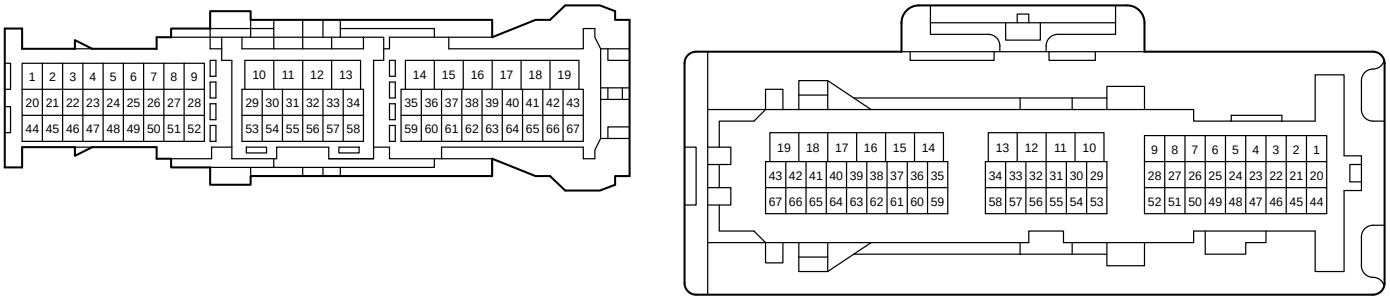

NU1
White

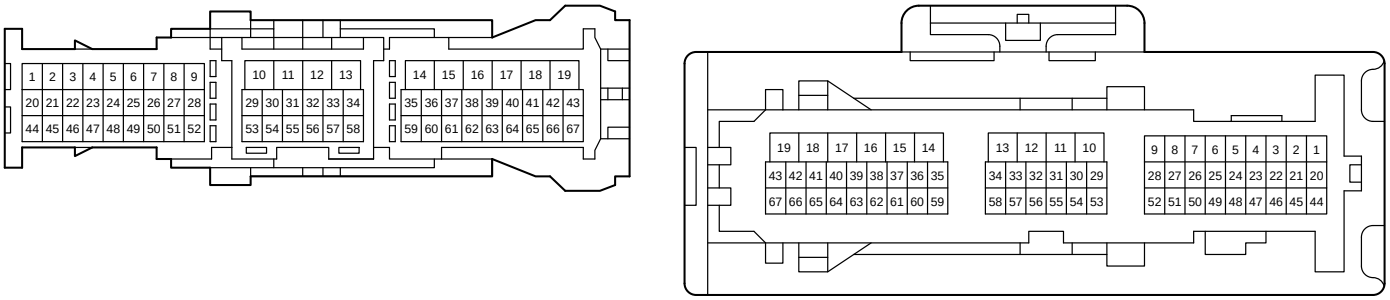

NU2
White

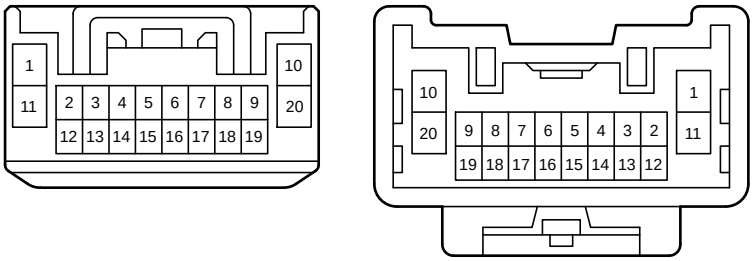

TN1
White

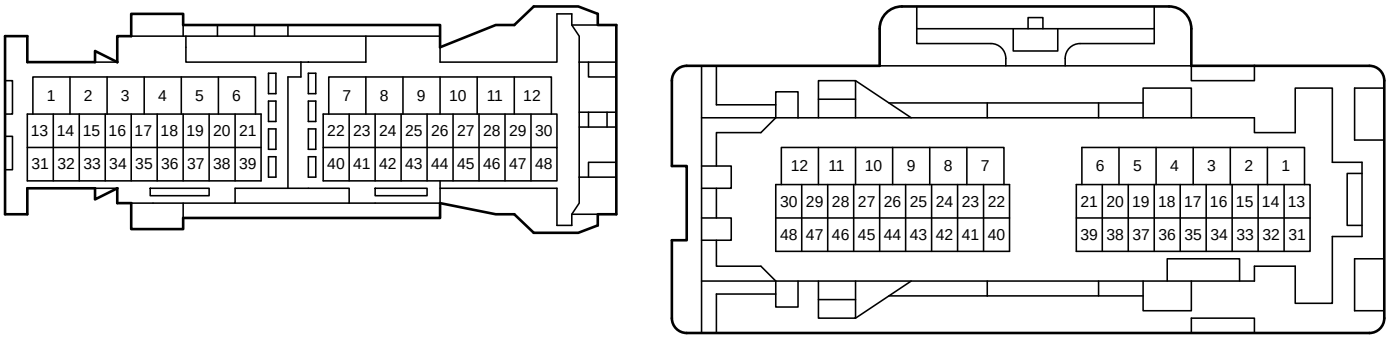

TU1
White

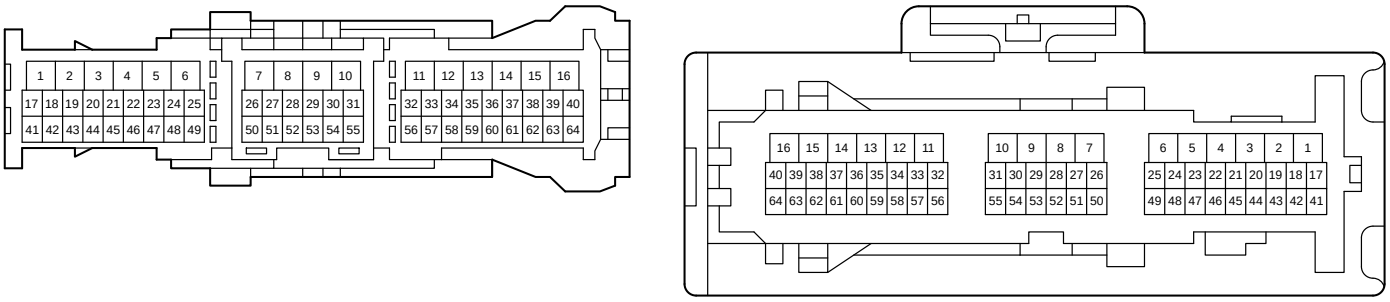

XT1
White

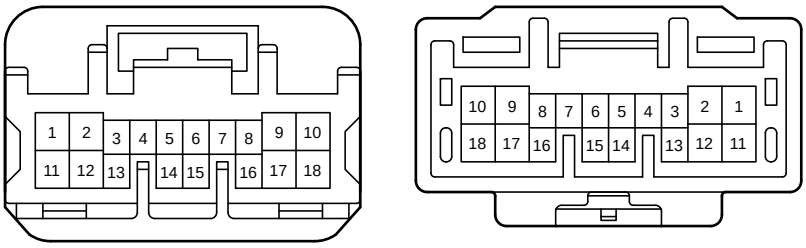
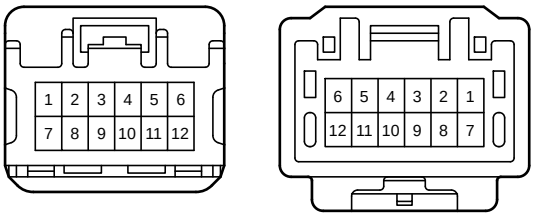
mT1
White