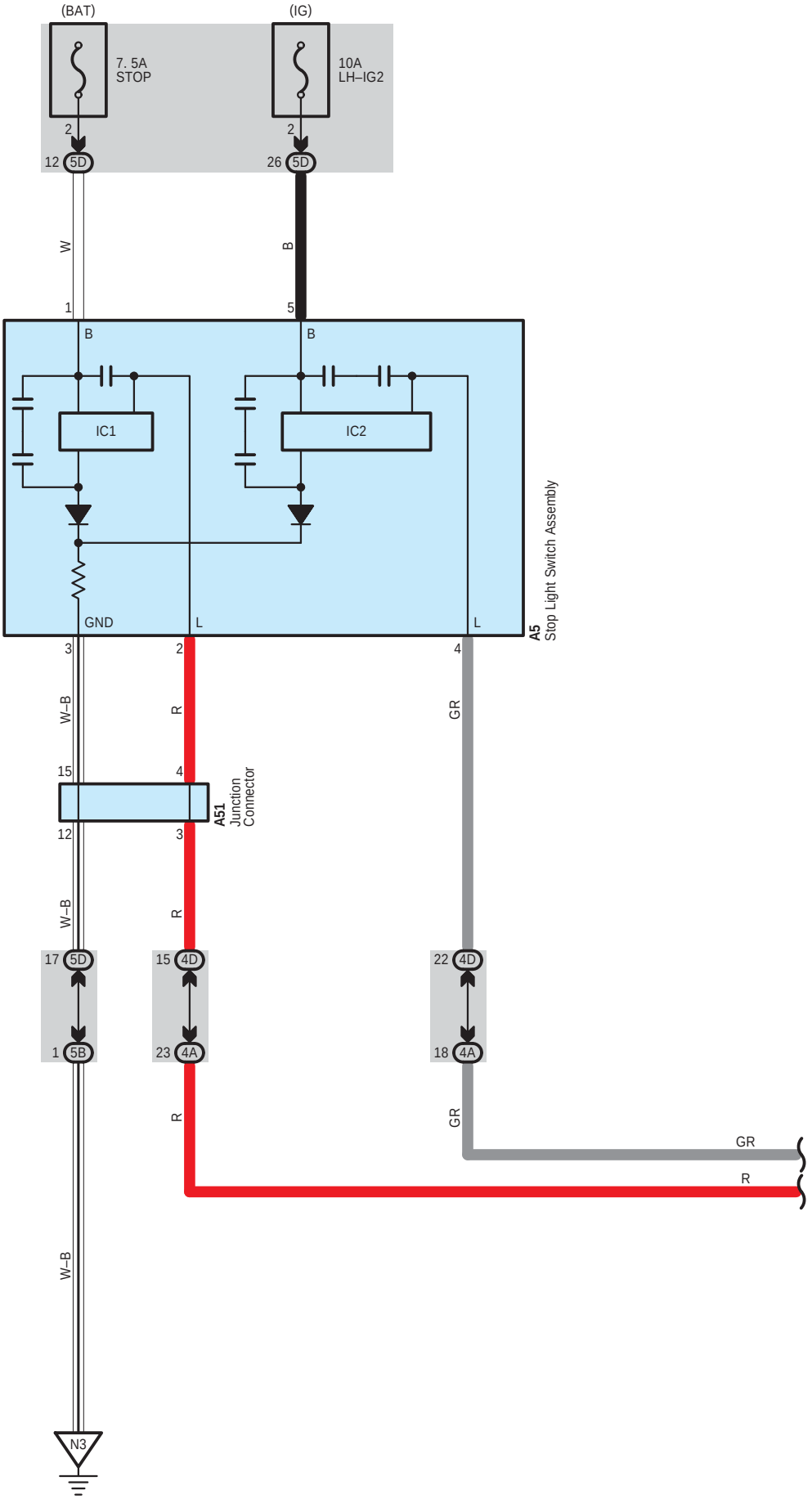
(BAT)
(IG)
7. 5A
STOP
10A
LH–IG2
2
12 5D
2
26 5D
W
B
1
5
B
B
IC1
IC2
GND
L
L
A5
Stop Light Switch Assembly
3
2
4
W–B
R
GR
15
4
A51
Junction
Connector
12
3
W–B
R
17 5D
15 4D
22 4D
1 5B
23 4A
18 4A
R
GR
GR
R
W–B
N3

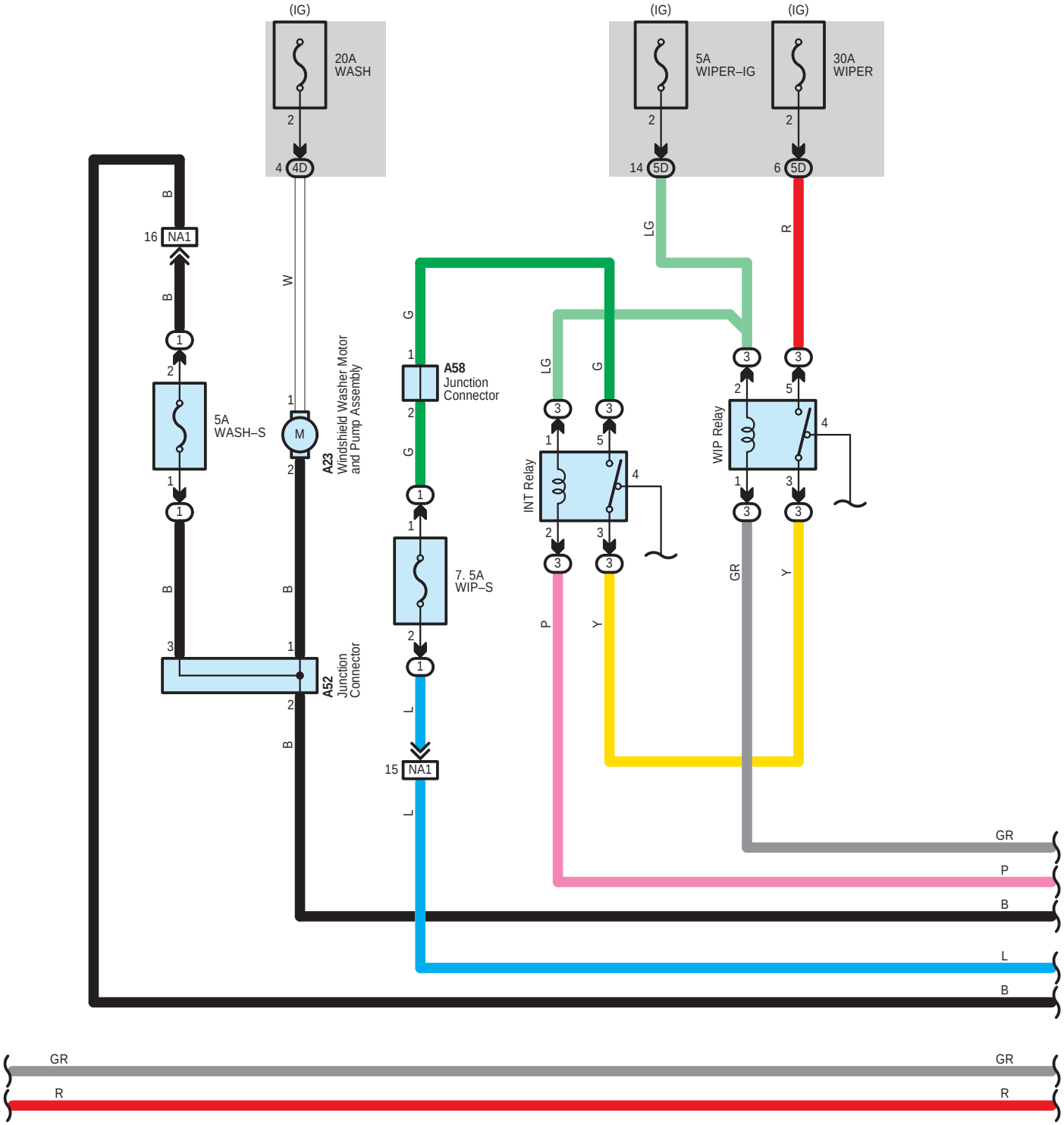
(IG)
20A
WASH
(IG)
5A
WIPER–IG
(IG)
30A
WIPER
4 4D
14 5D
6 5D
16 NA1
5A
WASH–S
M
A23
Windshield Washer Motor
and Pump Assembly
A58
Junction
Connector
7. 5A
WIP–S
15 NA1
A52
Junction
Connector
INT Relay
WIP Relay
B
W
G
LG
R
L
P
Y
GR

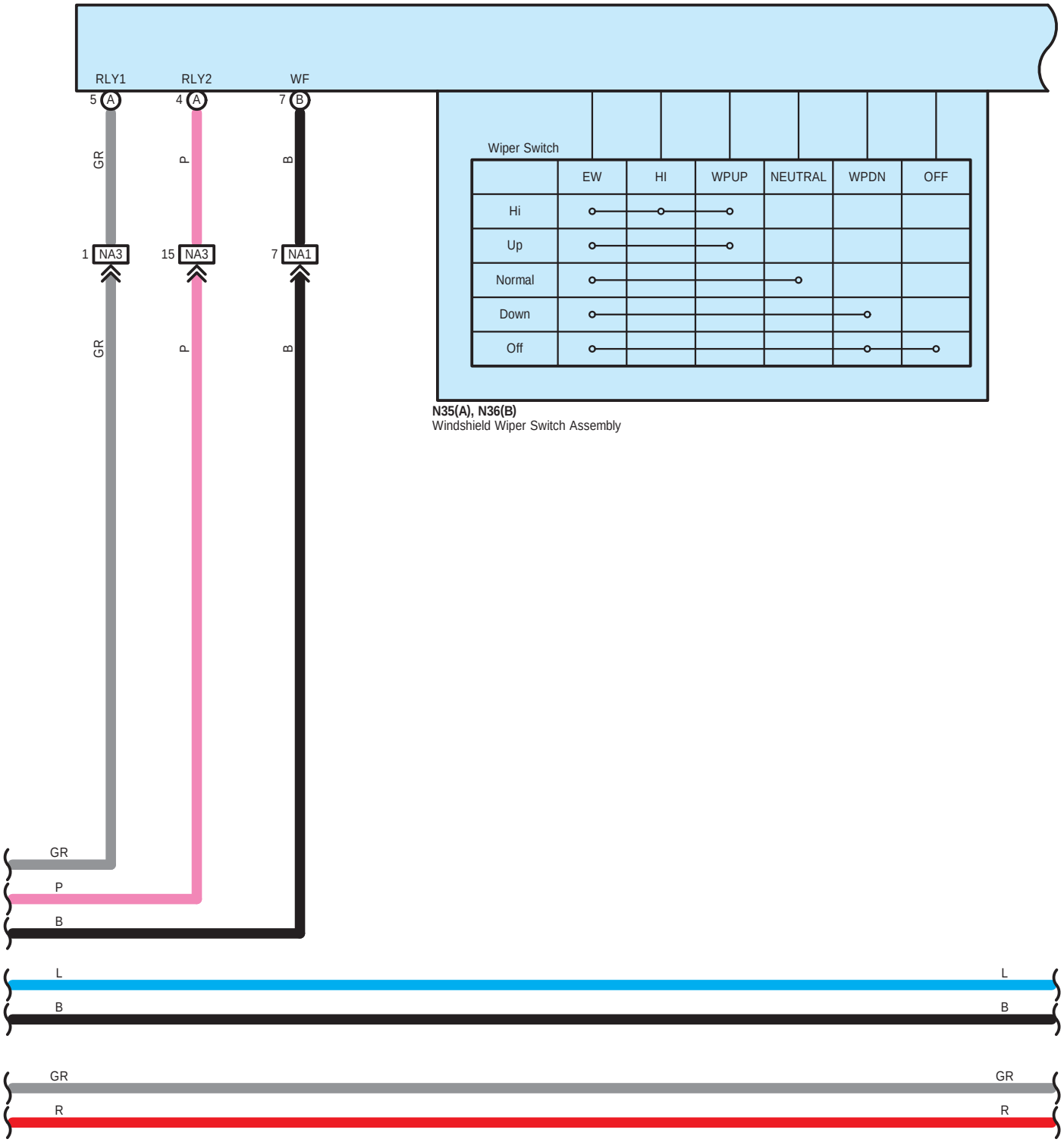
RLY1
RLY2
WF
5 A
4 A
7 B
GR
P
B
1 NA3
15 NA3
7 NA1
GR
P
B
Wiper Switch
EW
HI
WPUP
NEUTRAL
WPDN
OFF
Hi
Up
Normal
Down
Off
N35(A), N36(B)
Windshield Wiper Switch Assembly
GR
P
B
L
L
B
B
GR
GR
R
R

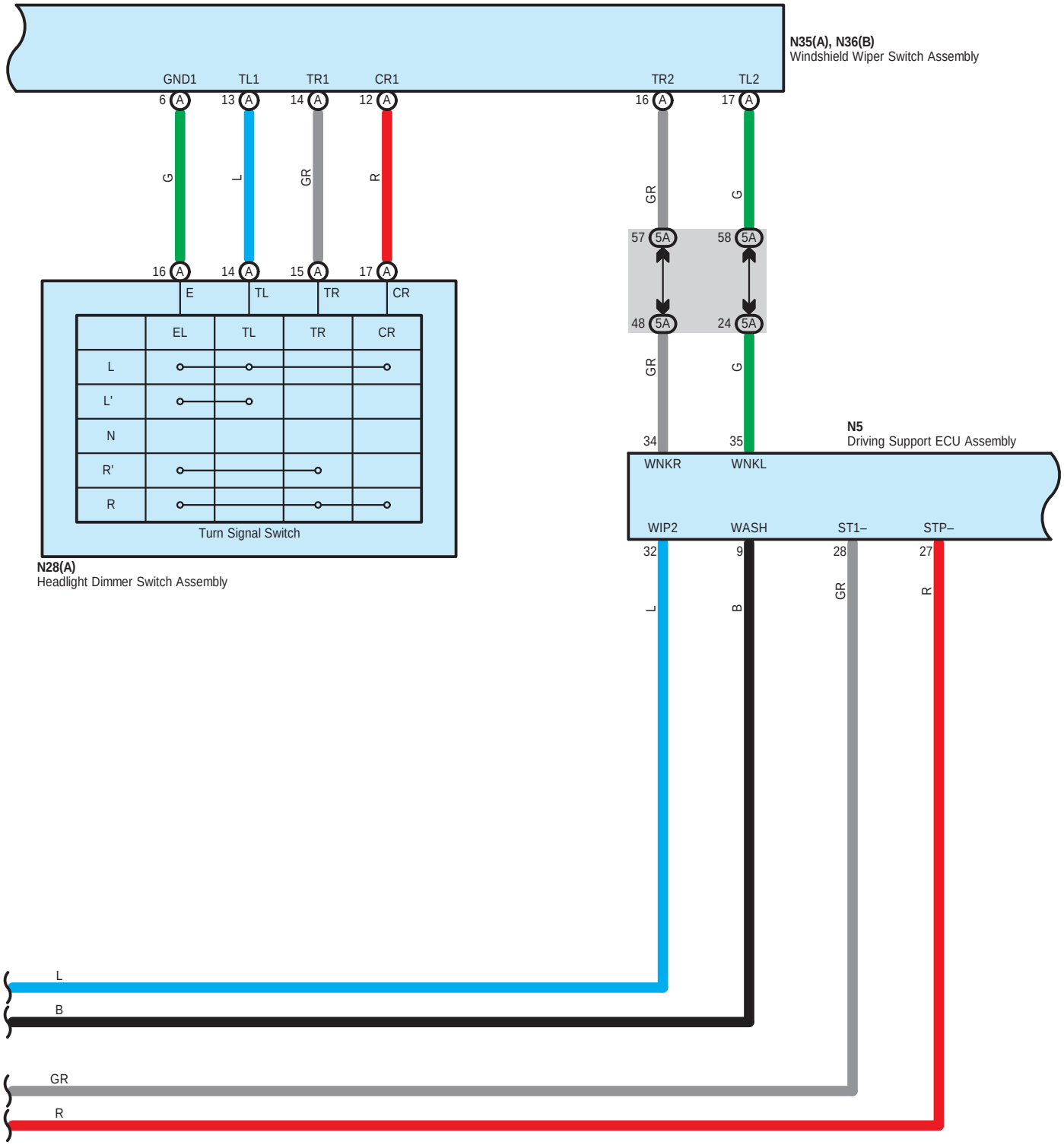
N35(A), N36(B)
Windshield Wiper Switch Assembly
GND1
TL1
TR1
CR1
TR2
TL2
6 A
13 A
14 A
12 A
16 A
17 A
G
L
GR
R
GR
G
57 5A
58 5A
48 5A
24 5A
16 A
14 A
15 A
17 A
E
TL
TR
CR
EL
TL
TR
CR
L
L'
N
R'
R
Turn Signal Switch
N28(A)
Headlight Dimmer Switch Assembly
GR
G
34
35
N5
Driving Support ECU Assembly
WNKR
WNKL
WIP2
WASH
ST1–
STP–
32
9
28
27
L
B
GR
R
L
B
GR
R

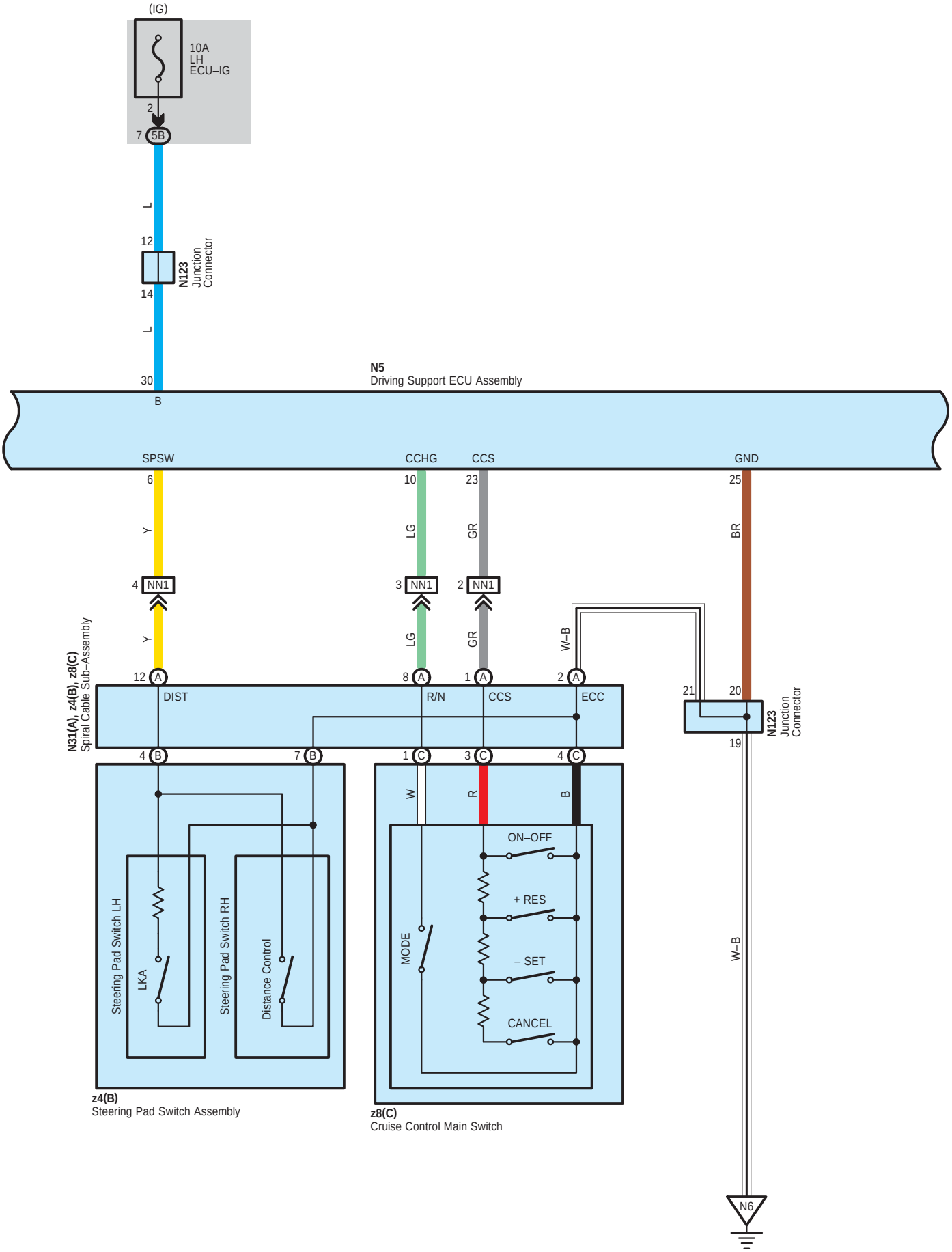
(IG)
10A
LH
ECU–IG
2
7 5B
L
12
N123
Junction
Connector
14
L
30
B
N5
Driving Support ECU Assembly
SPSW
CCHG
CCS
GND
6
10
23
25
Y
LG
GR
BR
4 NN1
3 NN1
2 NN1
Y
LG
GR
W–B
N31(A), z4(B), z8(C)
Spiral Cable Sub–Assembly
12 A
8 A
1 A
2 A
DIST
R/N
CCS
ECC
21
20
N123
Junction
Connector
19
4 B
7 B
1 C
3 C
4 C
W
R
B
Steering Pad Switch LH
LKA
Steering Pad Switch RH
Distance Control
MODE
ON–OFF
+ RES
– SET
CANCEL
W–B
N6
z4(B)
Steering Pad Switch Assembly
z8(C)
Cruise Control Main Switch

＊3 : w/ DRS and VGRS

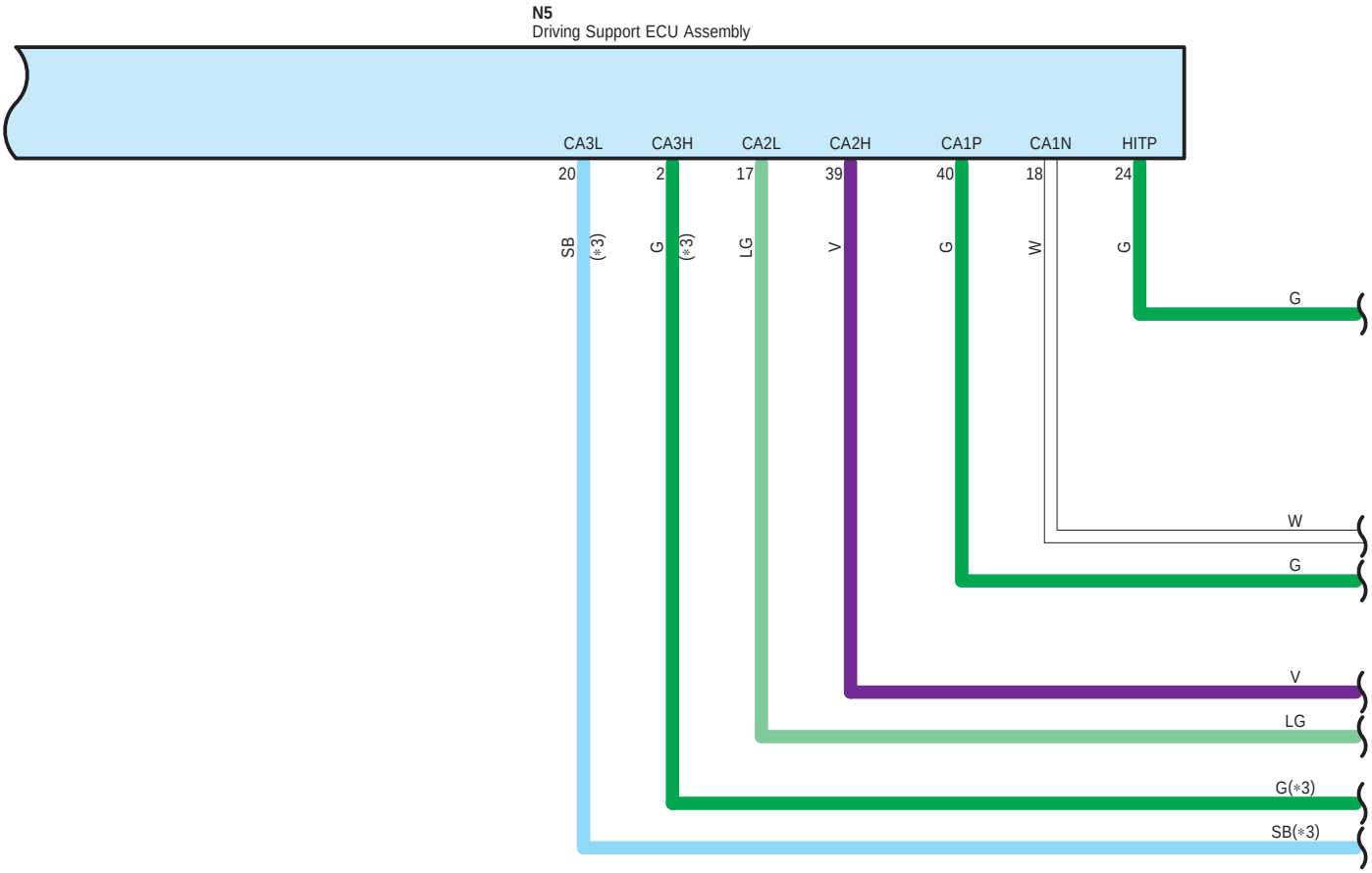

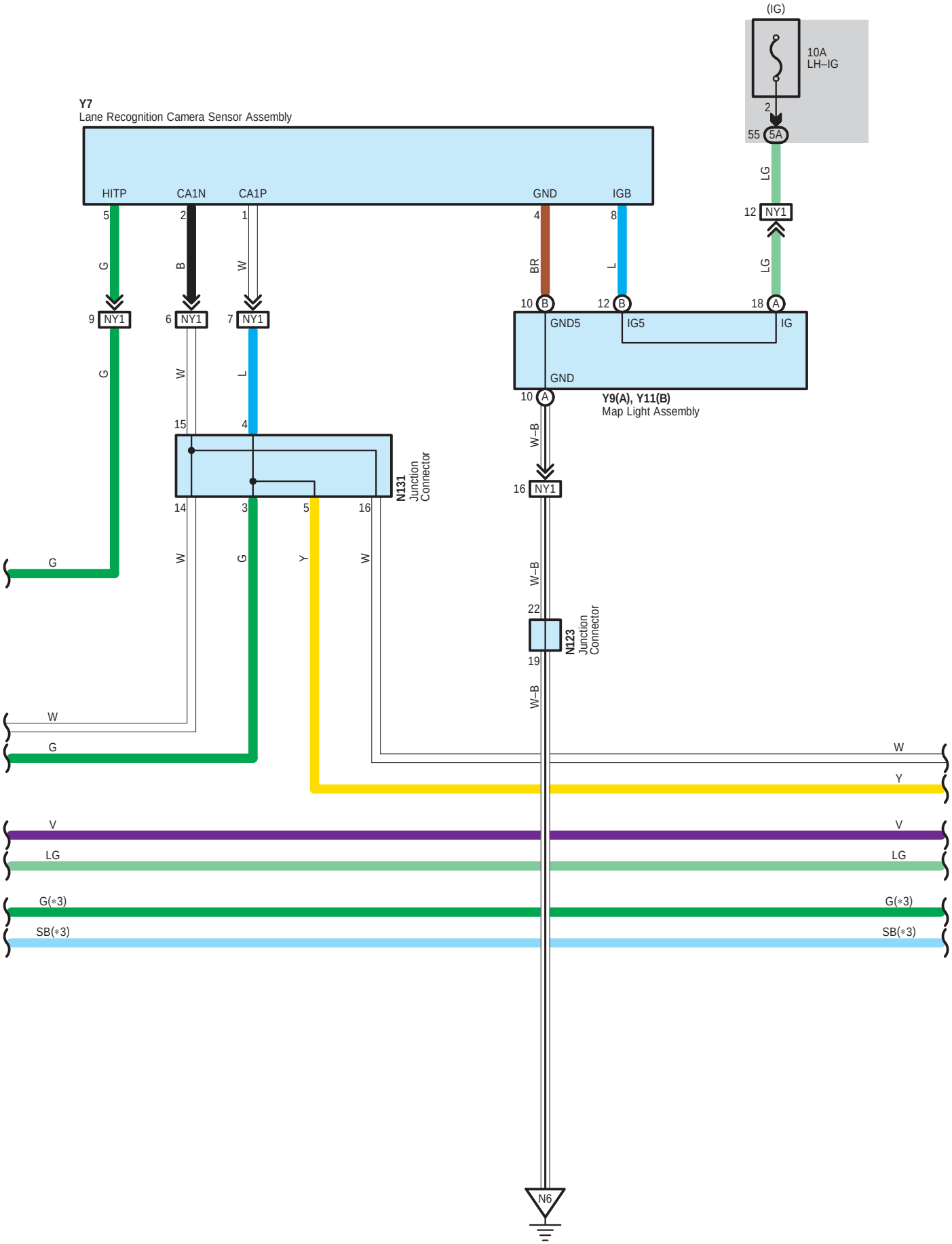
(IG)
10A
LH–IG
2
55 5A
LG
12 NY1
LG
Y7
Lane Recognition Camera Sensor Assembly
HITP
CA1N
CA1P
GND
IGB
5
2
1
4
8
G
B
W
BR
L
9 NY1
6 NY1
7 NY1
10 B
12 B
18 A
GND5
IG5
IG
GND
10 A
Y9(A), Y11(B)
Map Light Assembly
G
W
L
15
4
W–B
N131
Junction
Connector
16 NY1
14
3
5
16
G
W
G
Y
W
W–B
22
N123
Junction
Connector
19
W–B
W
G
W
Y
V
V
LG
LG
G(*3)
G(*3)
SB(*3)
SB(*3)
N6

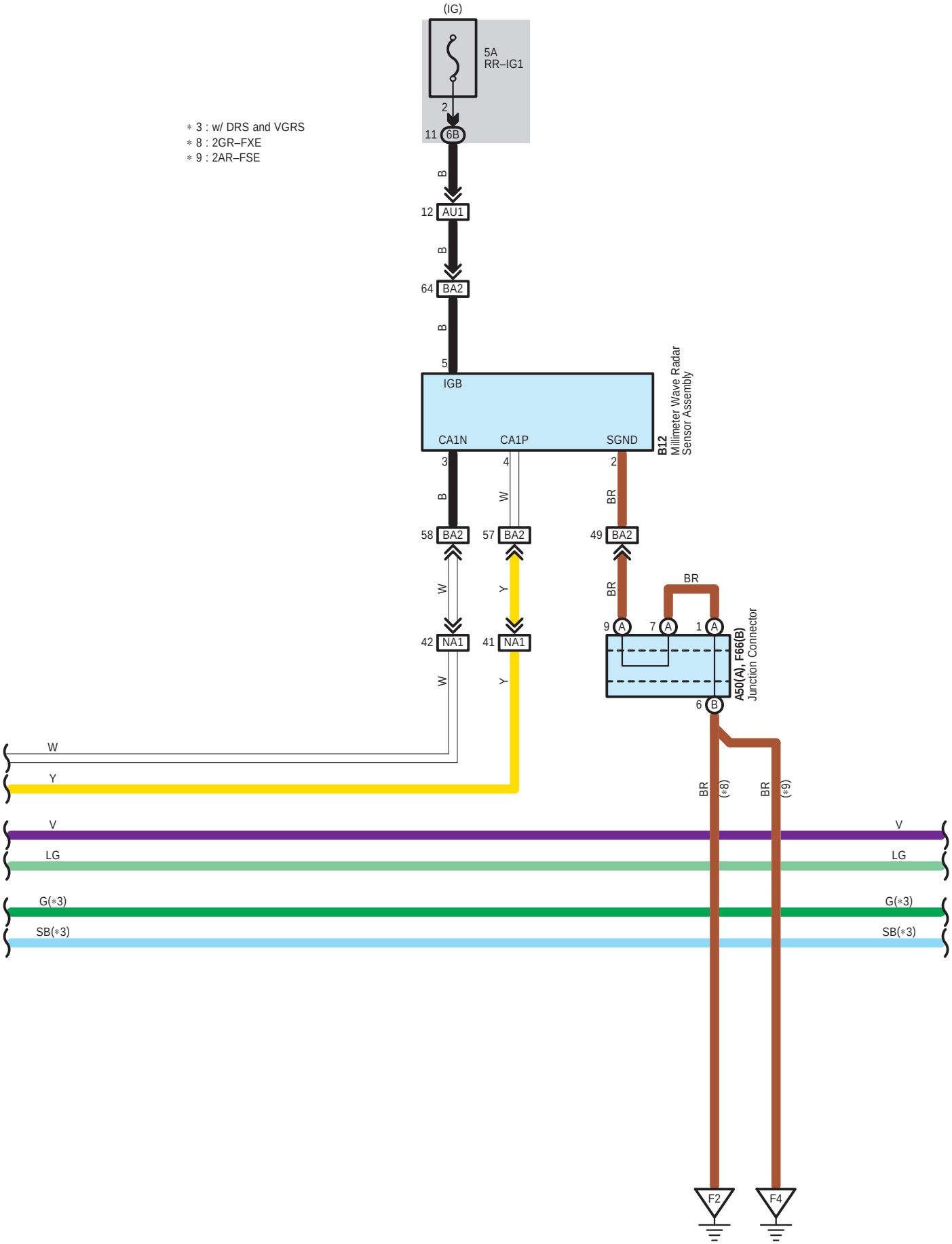
(IG)
5A
RR–IG1
2
11 6B
∗ 3 : w/ DRS and VGRS
∗ 8 : 2GR–FXE
∗ 9 : 2AR–FSE
B
12 AU1
B
64 BA2
B
5
IGB
CA1N
CA1P
SGND
B12
Millimeter Wave Radar
Sensor Assembly
3
4
2
B
W
BR
58 BA2
57 BA2
49 BA2
W
Y
BR
BR
9 A
7 A
1 A
42 NA1
41 NA1
A50(A), F66(B)
Junction Connector
6 B
W
W
Y
Y
BR
(∗8)
BR
(∗9)
V
V
LG
LG
G(∗3)
G(∗3)
SB(∗3)
SB(∗3)
F2
F4

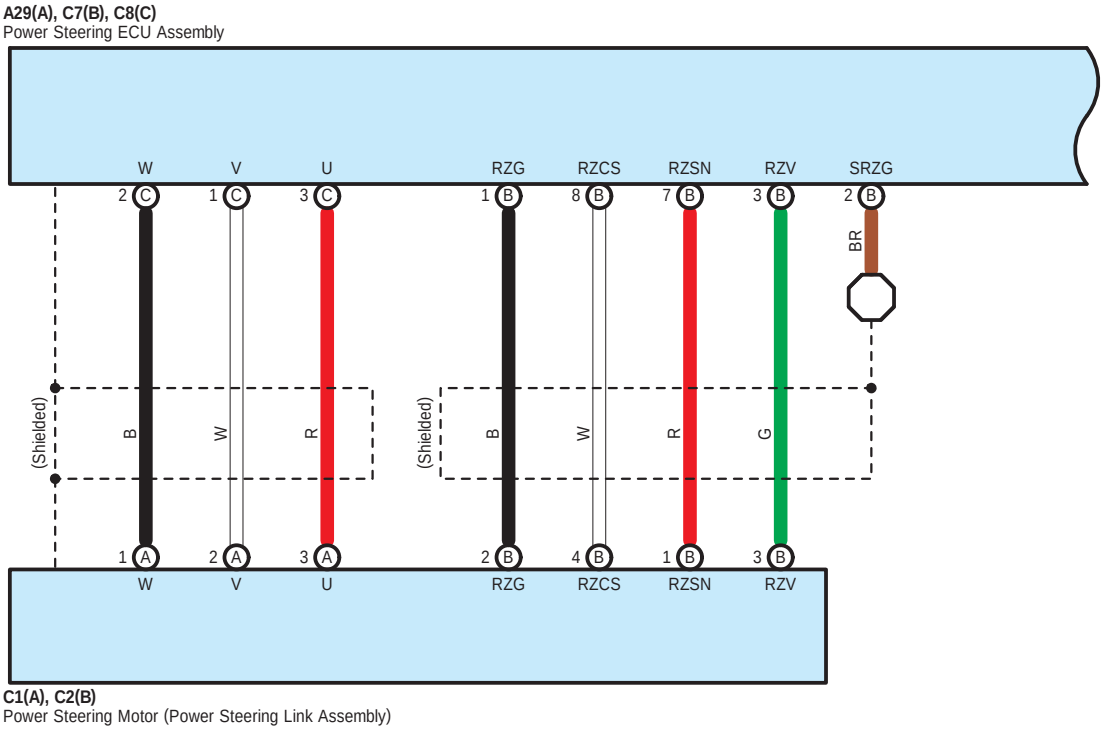
A29(A), C7(B), C8(C)
Power Steering ECU Assembly
W
V
U
RZG
RZCS
RZSN
RZV
SRZG
2 C
1 C
3 C
1 B
8 B
7 B
3 B
2 B
BR
(Shielded)
B
W
R
(Shielded)
B
W
R
G
1 A
2 A
3 A
2 B
4 B
1 B
3 B
W
V
U
RZG
RZCS
RZSN
RZV
C1(A), C2(B)
Power Steering Motor (Power Steering Link Assembly)

V
V
LG
LG
G(*3)
G(*3)
SB(*3)
SB(*3)

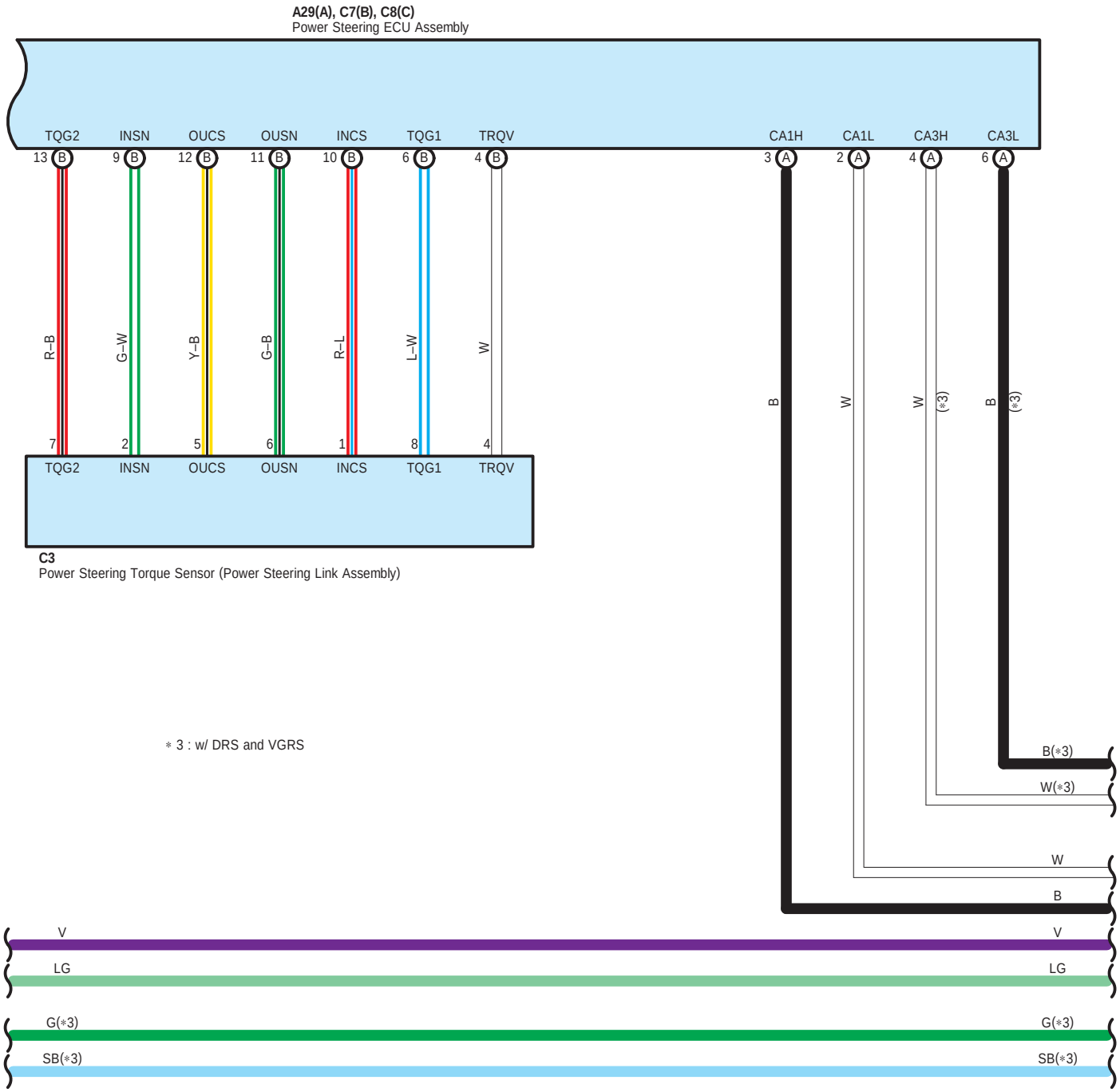
A29(A), C7(B), C8(C)
Power Steering ECU Assembly
TQG2
INSN
OUCS
OUSN
INCS
TQG1
TRQV
CA1H
CA1L
CA3H
CA3L
13 B
9 B
12 B
11 B
10 B
6 B
4 B
3 A
2 A
4 A
6 A
R–B
G–W
Y–B
G–B
R–L
L–W
W
B
W
W
(∗3)
B
(∗3)
7
2
5
6
1
8
4
TQG2
INSN
OUCS
OUSN
INCS
TQG1
TRQV
C3
Power Steering Torque Sensor (Power Steering Link Assembly)
∗ 3 : w/ DRS and VGRS
B(∗3)
W(∗3)
W
B
V
V
LG
LG
G(∗3)
G(∗3)
SB(∗3)
SB(∗3)

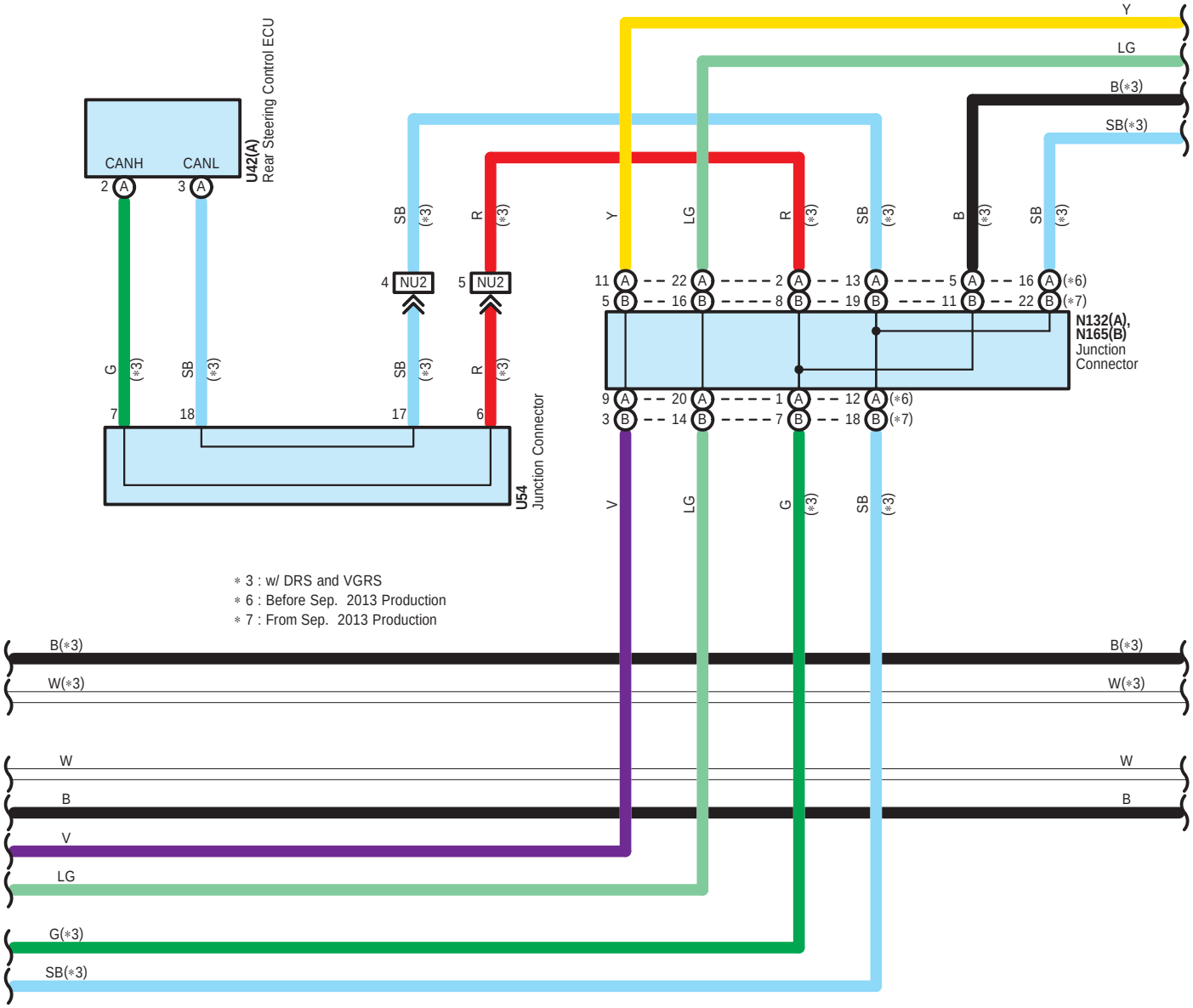
U42(A)
Rear Steering Control ECU
CANH
CANL
2 A
3 A
SB (*3)
R (*3)
Y
LG
R (*3)
SB (*3)
B (*3)
SB (*3)
4 NU2
5 NU2
11 A 22 A 2 A 13 A 5 A 16 A (*6)
5 B 16 B 8 B 19 B 11 B 22 B (*7)
N132(A),
N165(B)
Junction
Connector
G (*3)
SB (*3)
SB (*3)
R (*3)
7
18
17
6
U54
Junction Connector
9 A 20 A 1 A 12 A (*6)
3 B 14 B 7 B 18 B (*7)
V
LG
G (*3)
SB (*3)
Y
LG
B(*3)
SB(*3)
* 3 : w/ DRS and VGRS
* 6 : Before Sep. 2013 Production
* 7 : From Sep. 2013 Production
B(*3)
W(*3)
W
B
V
LG
G(*3)
SB(*3)

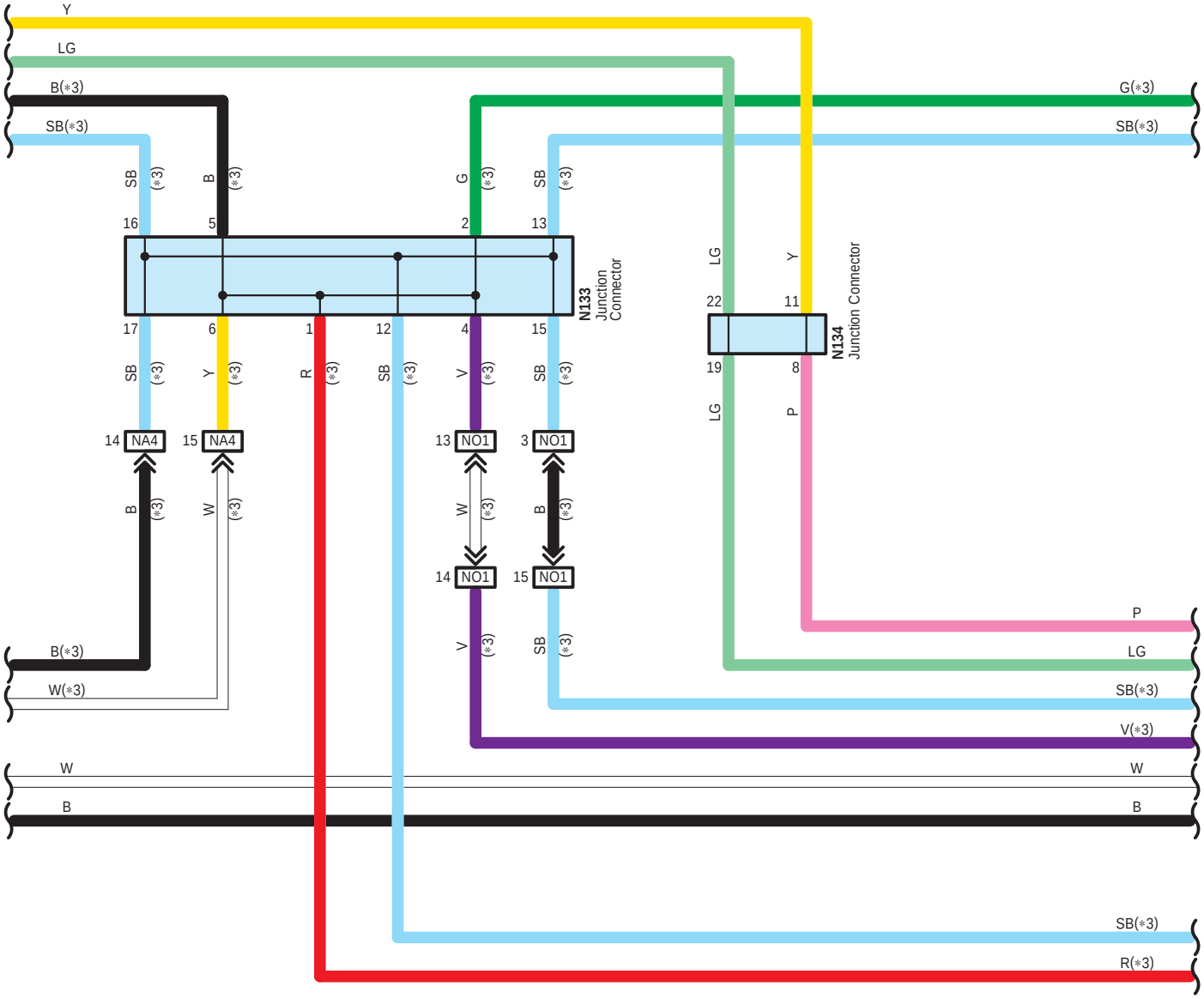
Y
LG
B(*3)
SB(*3)
G(*3)
SB(*3)
SB (*3)
B (*3)
G (*3)
SB (*3)
16
5
2
13
N133
Junction
Connector
LG
Y
22
11
N134
Junction Connector
17
6
1
12
4
15
19
8
SB (*3)
Y (*3)
R (*3)
SB (*3)
V (*3)
SB (*3)
LG
P
14 NA4
15 NA4
13 NO1
3 NO1
B (*3)
W (*3)
W (*3)
B (*3)
14 NO1
15 NO1
P
B(*3)
V (*3)
SB (*3)
LG
W(*3)
SB(*3)
V(*3)
W
W
B
B
SB(*3)
R(*3)

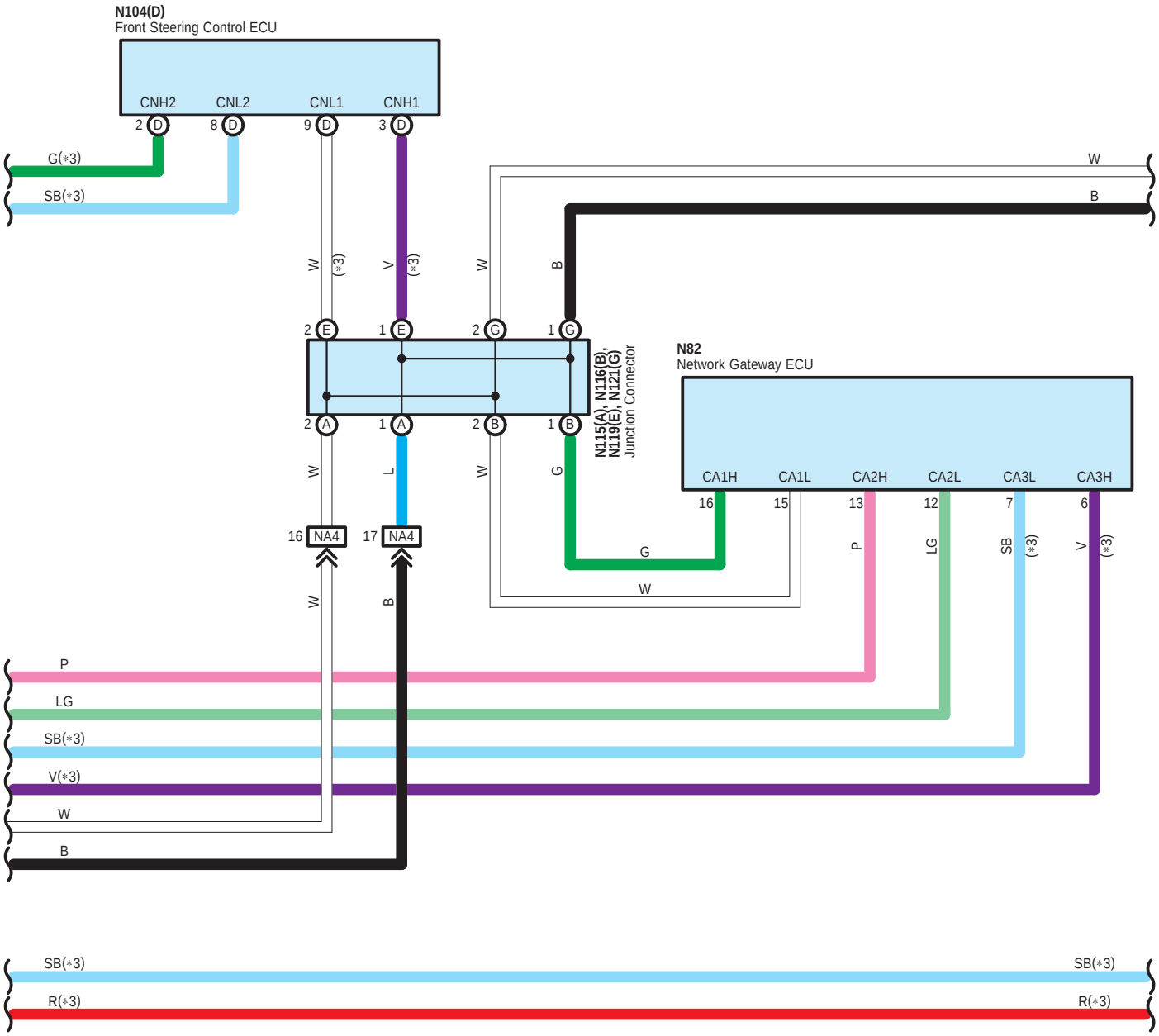
N104(D)
Front Steering Control ECU
CNH2
CNL2
CNL1
CNH1
2 D
8 D
9 D
3 D
G(*3)
SB(*3)
W
B
W (*3)
V (*3)
W
B
2 E
1 E
2 G
1 G
N115(A), N116(B), N119(E), N121(G)
Junction Connector
N82
Network Gateway ECU
2 A
1 A
2 B
1 B
W
L
W
G
CA1H
CA1L
CA2H
CA2L
CA3L
CA3H
16
15
13
12
7
6
16 NA4
17 NA4
G
W
P
LG
SB (*3)
V (*3)
W
B
P
LG
SB(*3)
V(*3)
W
B
SB(*3)
R(*3)
SB(*3)
R(*3)

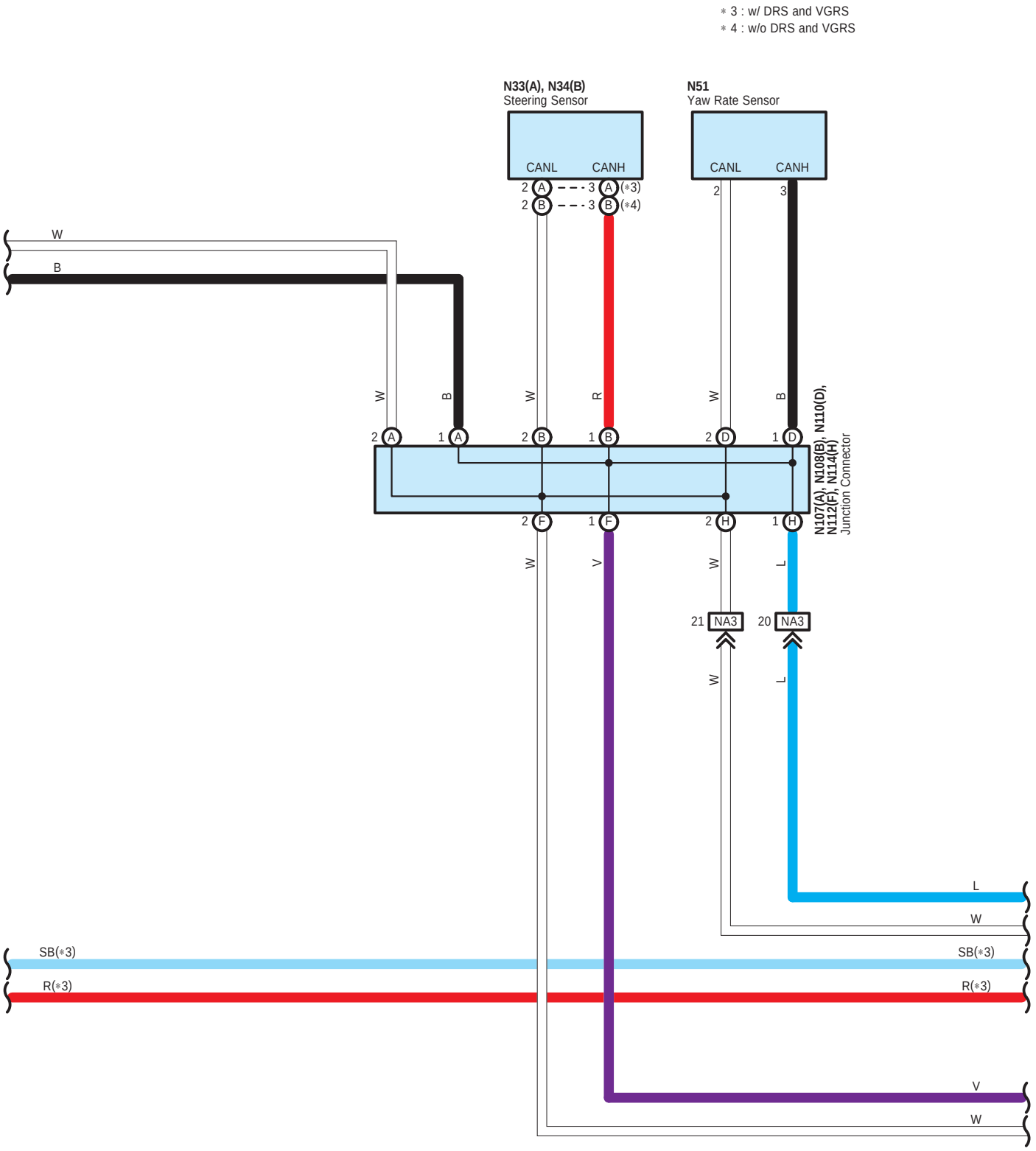
∗ 3 : w/ DRS and VGRS
∗ 4 : w/o DRS and VGRS
N33(A), N34(B)
Steering Sensor
CANL
CANH
N51
Yaw Rate Sensor
CANL
CANH
(∗3)
(∗4)
N107(A), N108(B), N110(D),
N112(F), N114(H)
Junction Connector
NA3
NA3
SB(∗3)
R(∗3)
SB(∗3)
R(∗3)

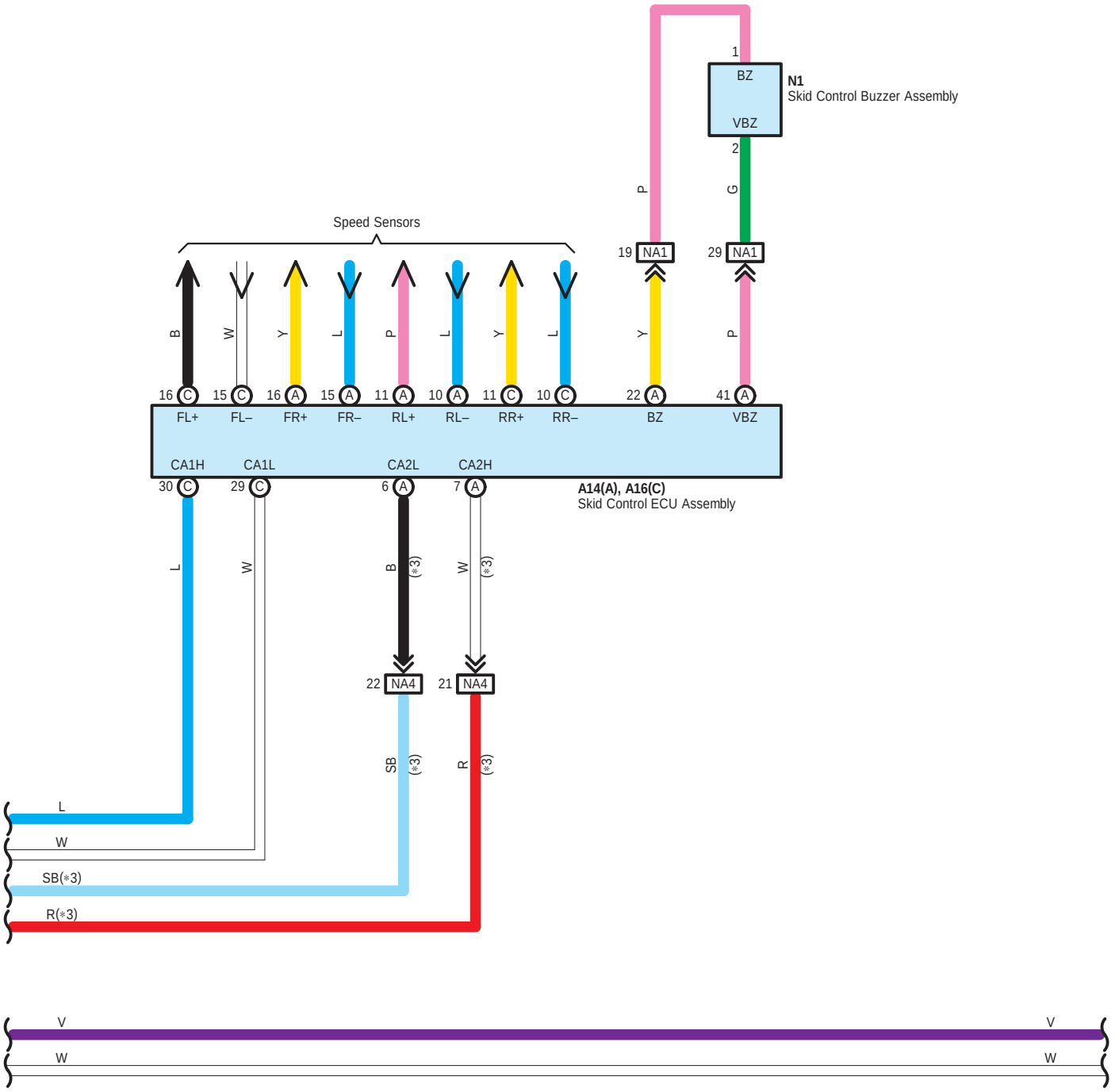
1
BZ
VBZ
2
N1
Skid Control Buzzer Assembly
P
G
Speed Sensors
19 NA1
29 NA1
B
W
Y
L
P
L
Y
L
Y
P
16 C
15 C
16 A
15 A
11 A
10 A
11 C
10 C
22 A
41 A
FL+
FL–
FR+
FR–
RL+
RL–
RR+
RR–
BZ
VBZ
CA1H
CA1L
CA2L
CA2H
30 C
29 C
6 A
7 A
A14(A), A16(C)
Skid Control ECU Assembly
L
W
B
(*3)
W
(*3)
22 NA4
21 NA4
SB
(*3)
R
(*3)
L
W
SB(*3)
R(*3)
V
V
W
W

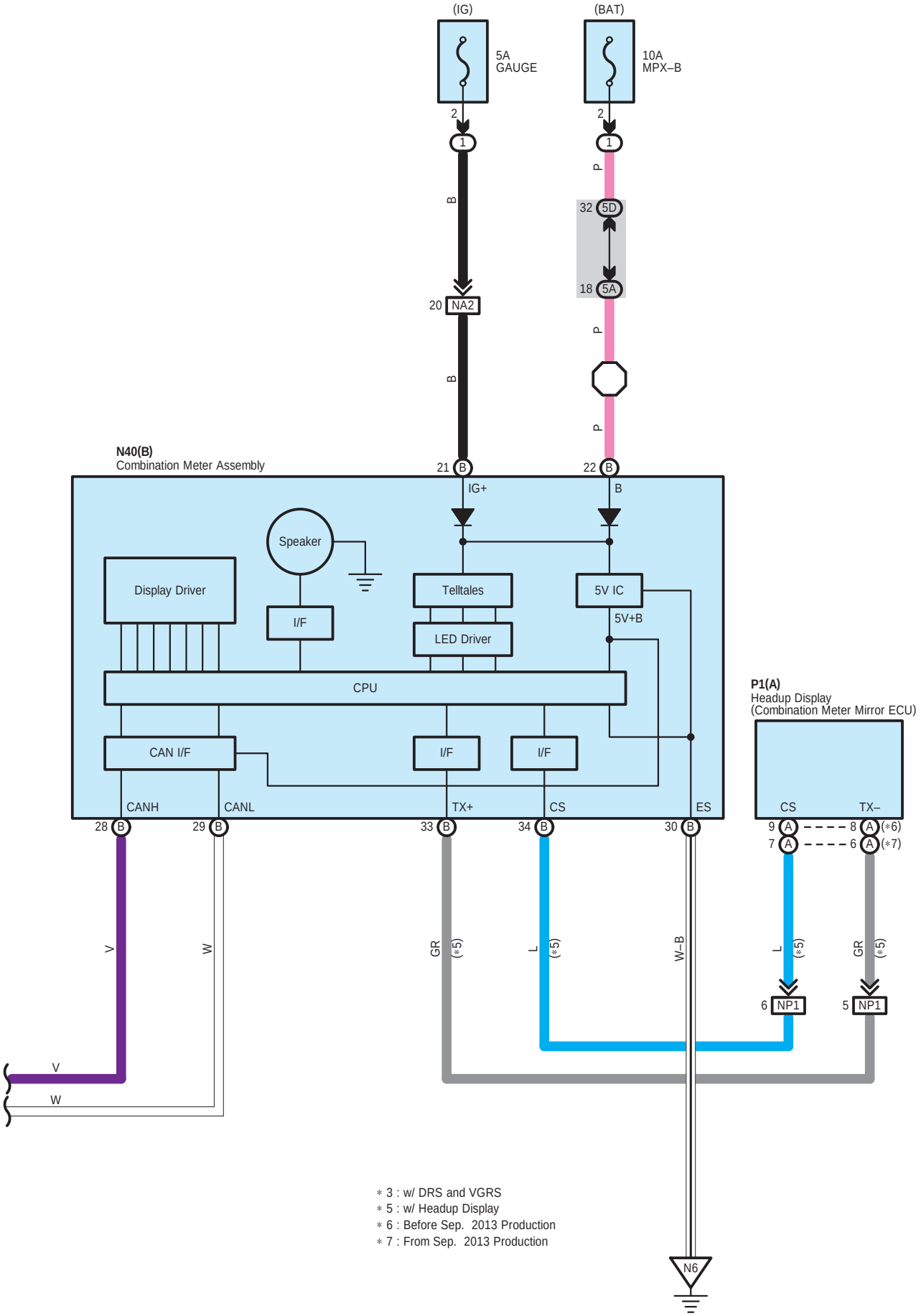
(IG)
5A
GAUGE
(BAT)
10A
MPX–B
2
1
B
20 NA2
B
2
1
P
32 5D
18 5A
P
P
N40(B)
Combination Meter Assembly
21 B
22 B
IG+
B
Speaker
Display Driver
I/F
Telltales
LED Driver
5V IC
5V+B
CPU
CAN I/F
I/F
I/F
CANH
CANL
TX+
CS
ES
28 B
29 B
33 B
34 B
30 B
P1(A)
Headup Display
(Combination Meter Mirror ECU)
CS
TX–
9 A
8 A (*6)
7 A
6 A (*7)
V
W
GR (*5)
L (*5)
W–B
L (*5)
GR (*5)
6 NP1
5 NP1
V
W
N6
* 3 : w/ DRS and VGRS
* 5 : w/ Headup Display
* 6 : Before Sep. 2013 Production
* 7 : From Sep. 2013 Production

A 5
White

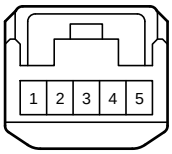

A 14
Black

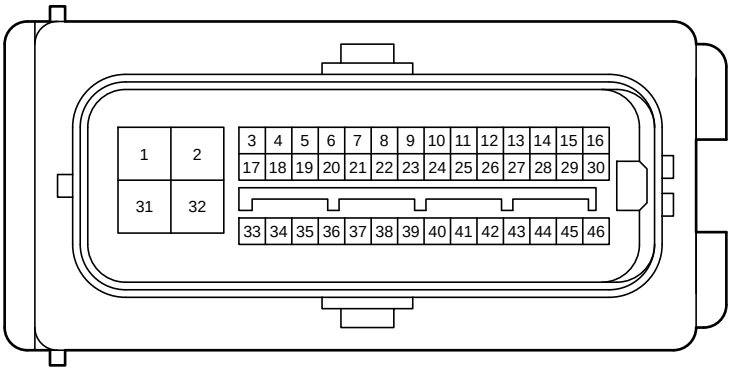

A 16
Gray

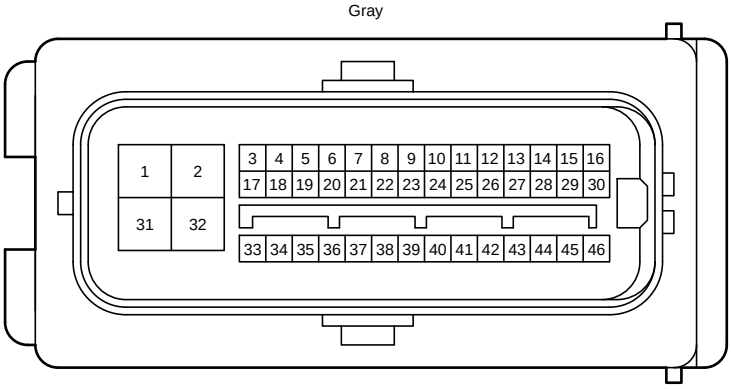

A 23
Black

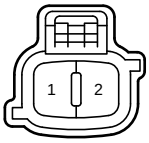

A 29
Black

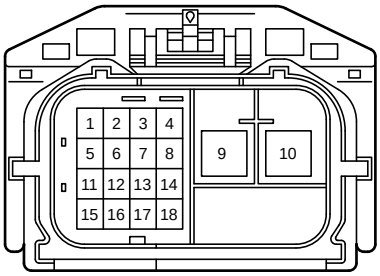

A 50
Gray

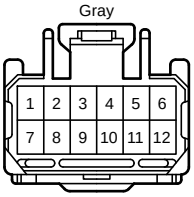

A 51
Blue

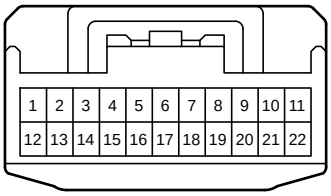

A 52
Black

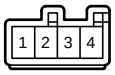

A 58
Black

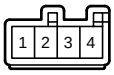

B 12
Black



C 1
Gray

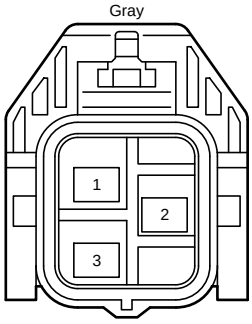

C 2
Gray

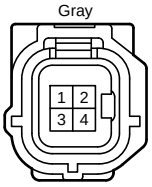

C 3
Gray

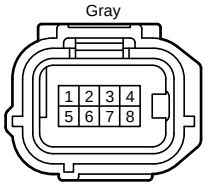

C 7
Black

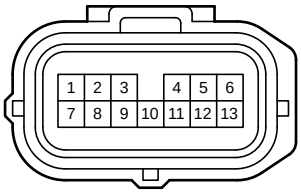

C 8
Black

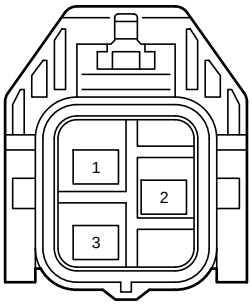

F 66
Gray

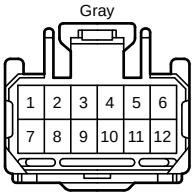

N 1
Blue



N 5
White

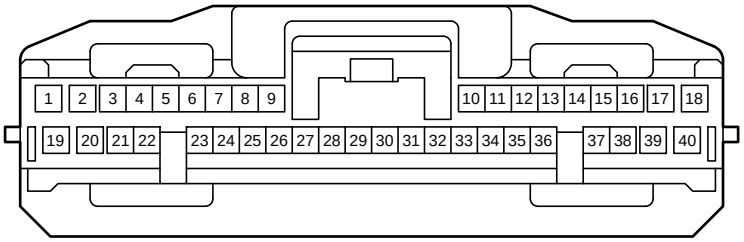

N 28
Black

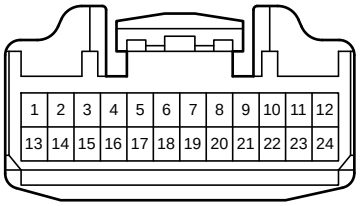

N 31
Black

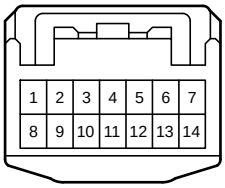

N 33
White

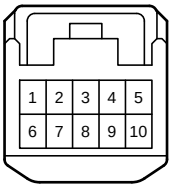

N 34
Black

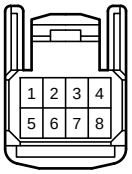

N 35
White

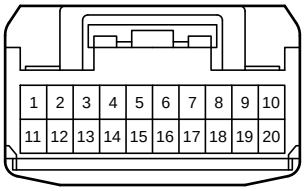

N 36
White

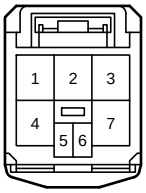

N 40
Black

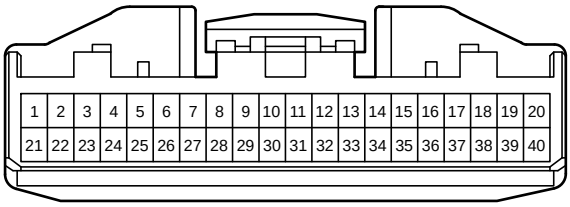

N 51
Black



N 82
White

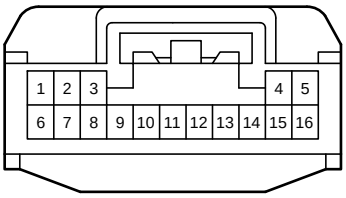

N104
White

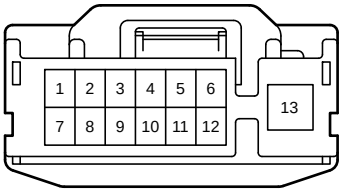

N107
White

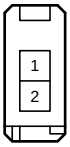

N108
White

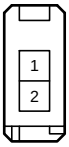

N110
White

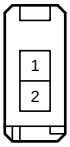

N112
White

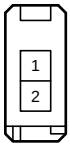

N114
White

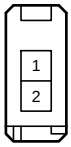

N115
White

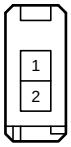

N116
White

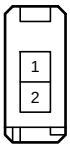

N119
White

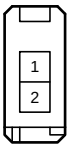

N121
White

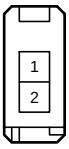

N123
Blue

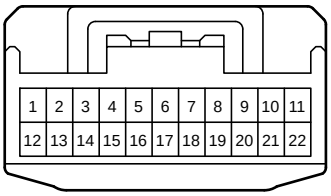

N131
Gray

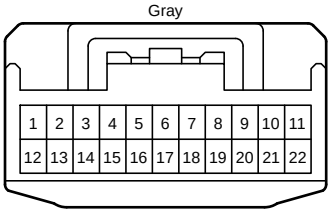

N132
Black

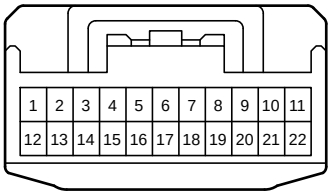

N133
Black

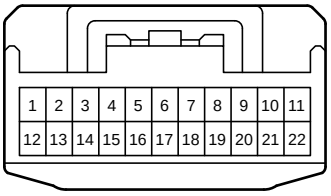

N134
Black

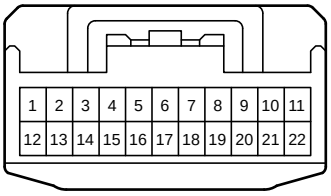

N165
Black

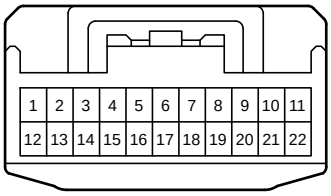

P 1
White

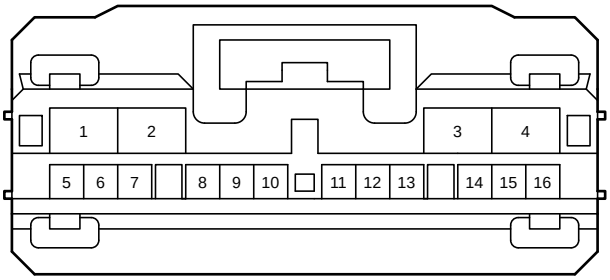

U 42
Black

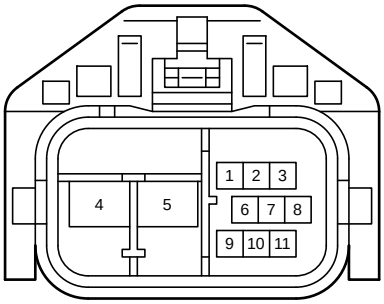

U 54
Blue

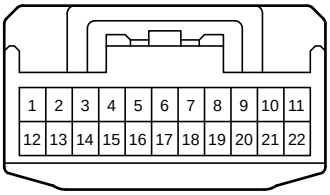

Y 7
White

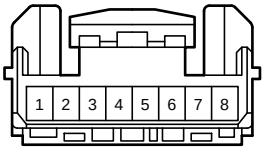

Y 9
White

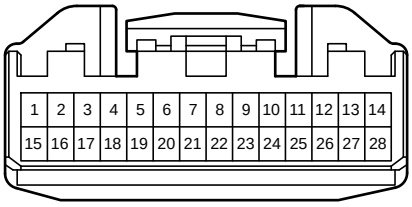

Y 11
White

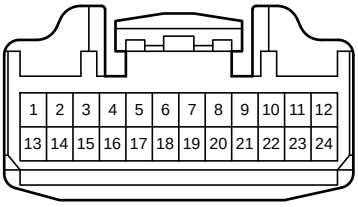

z 4
Black

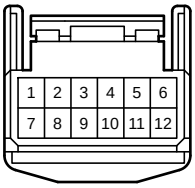

z 8
White

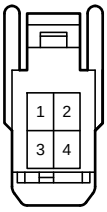

4A
White

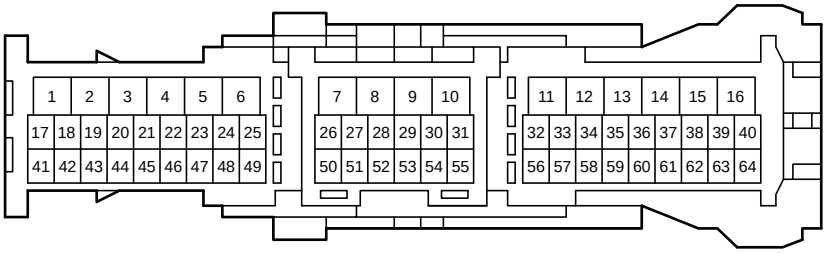

4D
White

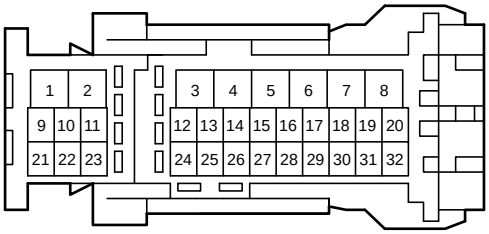

5A
White

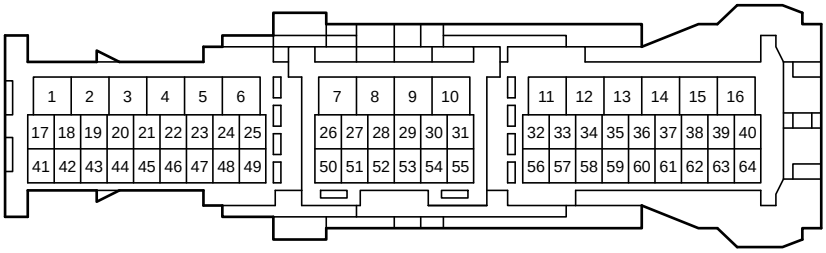

5B
White

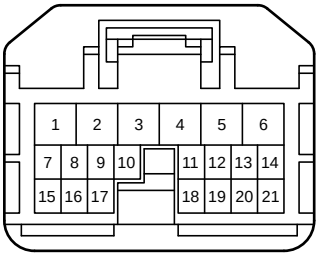

5D
White

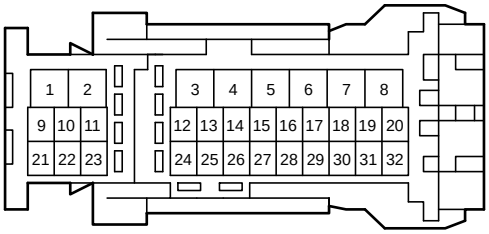

6B
White

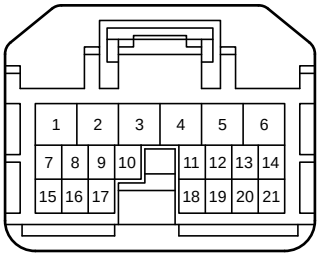

AU1
White

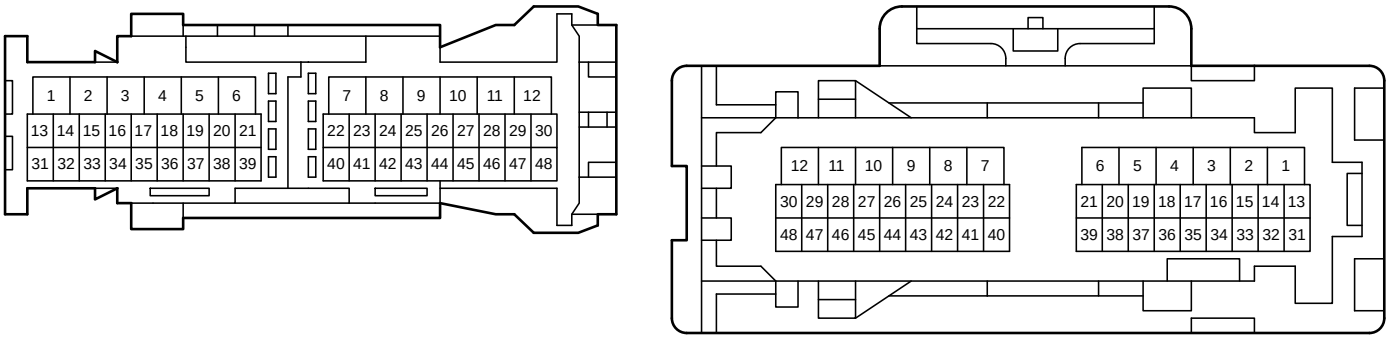

BA2
White

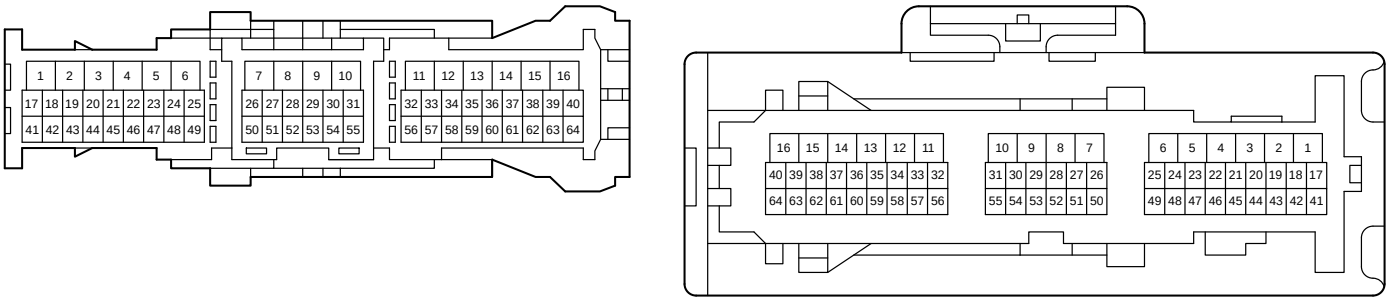

NA1
White

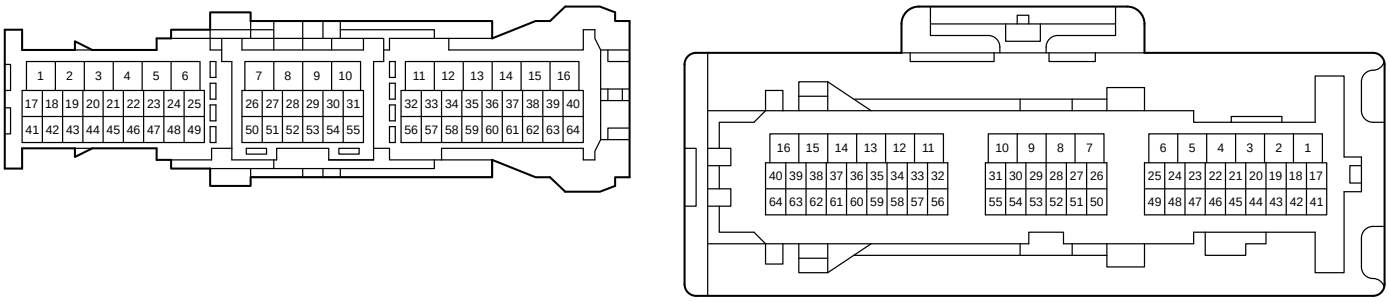

NA2
White

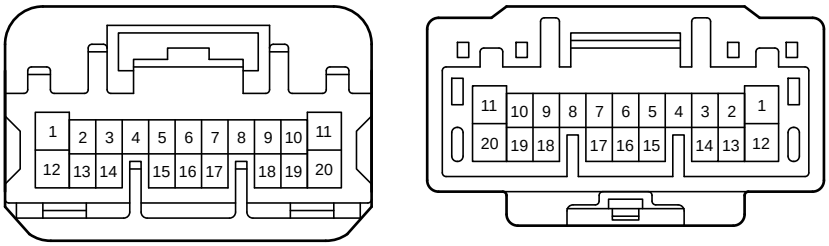

NA3
White

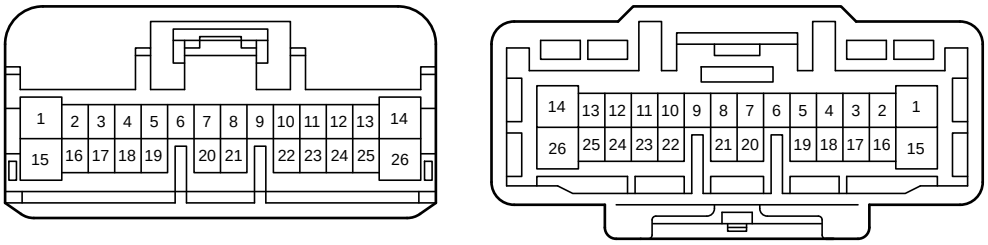

NA4
Gray

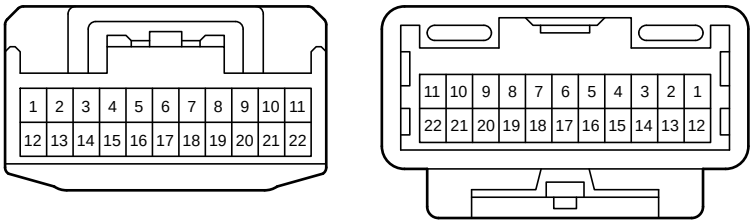

NN1
White

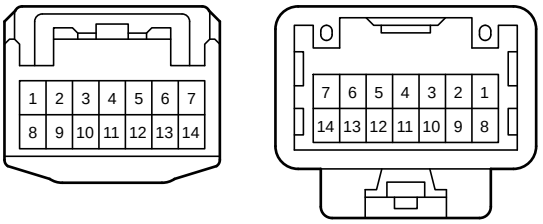

NO1
White

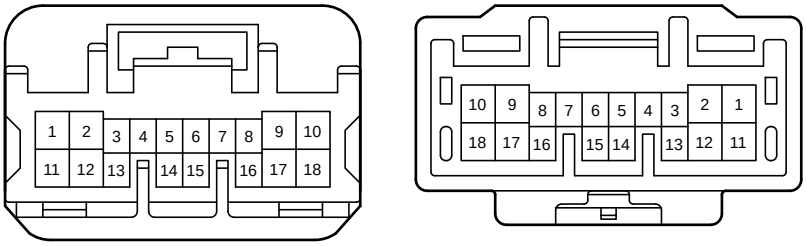

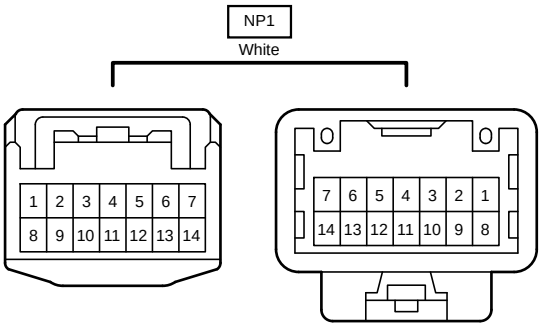
NP1
White
1 2 3 4 5 6 7
8 9 10 11 12 13 14
7 6 5 4 3 2 1
14 13 12 11 10 9 8

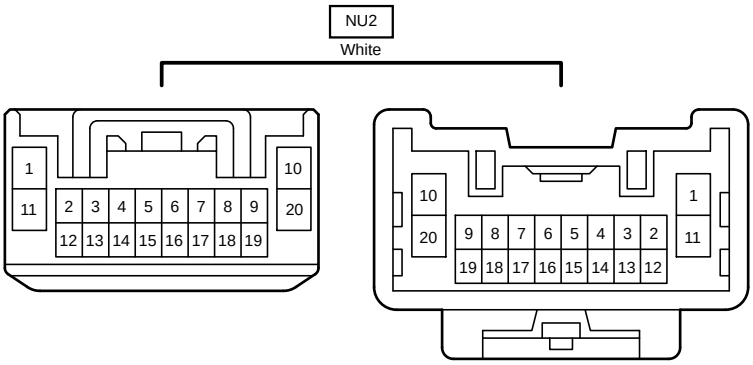
NU2
White
1 10
11 20
2 3 4 5 6 7 8 9
12 13 14 15 16 17 18 19
10 1
20 11
9 8 7 6 5 4 3 2
19 18 17 16 15 14 13 12

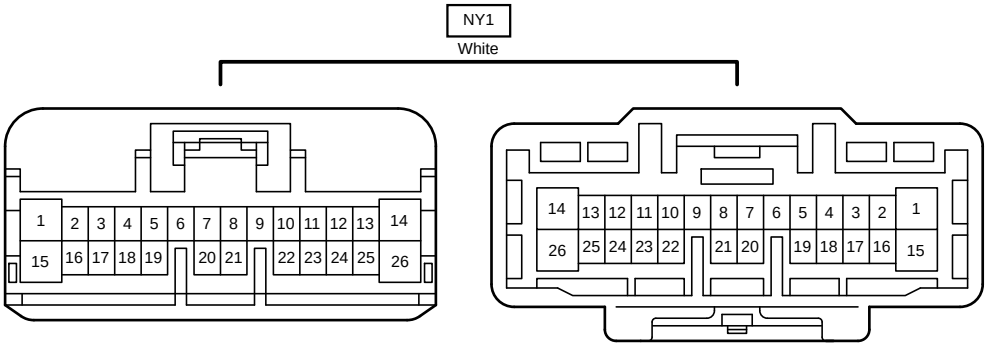
NY1
White
1 2 3 4 5 6 7 8 9 10 11 12 13 14
15 16 17 18 19 20 21 22 23 24 25 26
14 13 12 11 10 9 8 7 6 5 4 3 2 1
26 25 24 23 22 21 20 19 18 17 16 15