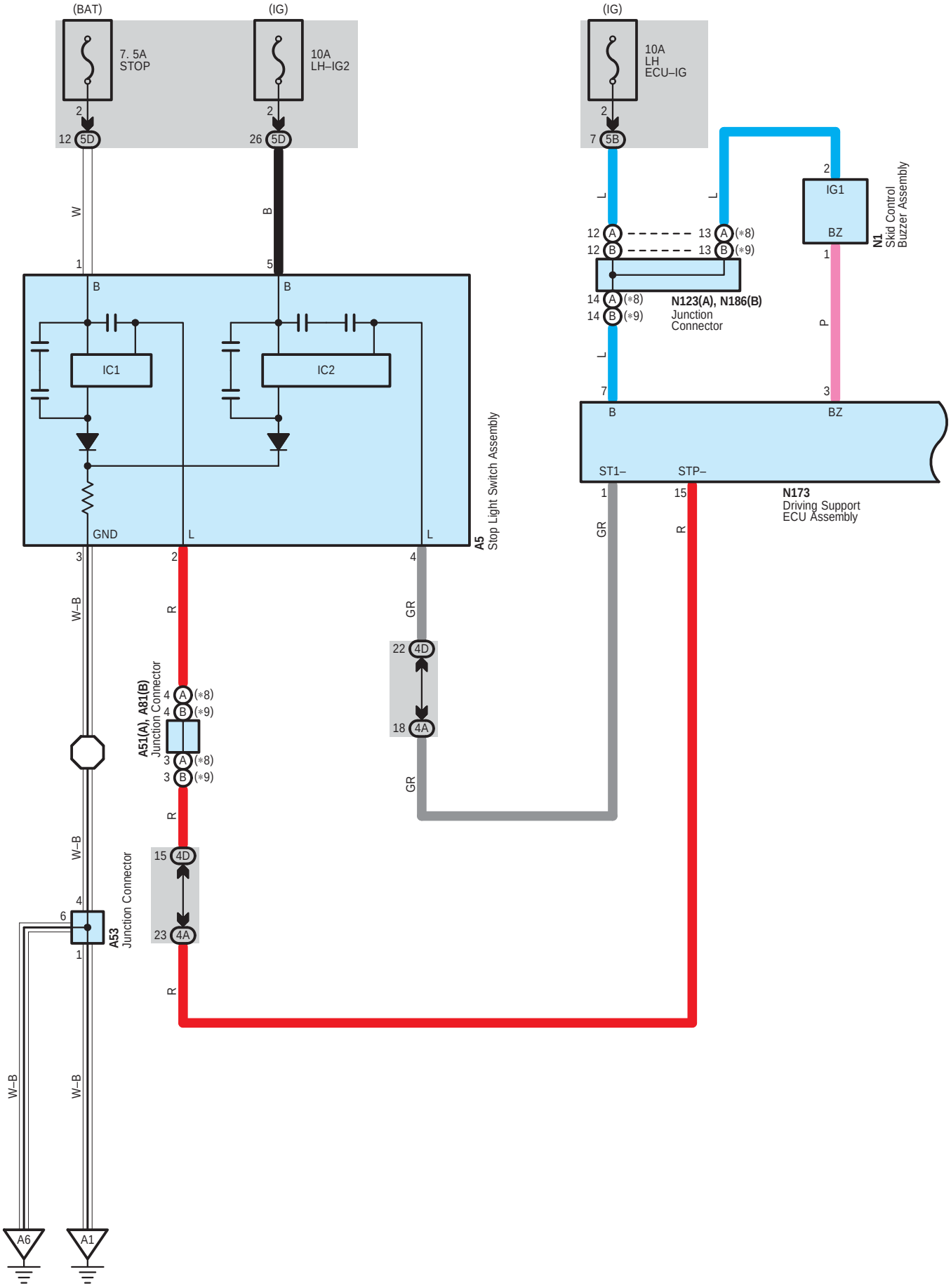
(BAT)
7. 5A
STOP
(IG)
10A
LH–IG2
(IG)
10A
LH
ECU–IG
12 5D
26 5D
7 5B
W
B
L
IG1
BZ
N1
Skid Control
Buzzer Assembly
12 A
12 B
13 A (*8)
13 B (*9)
14 A (*8)
14 B (*9)
N123(A), N186(B)
Junction
Connector
P
IC1
IC2
GND
A5
Stop Light Switch Assembly
ST1–
STP–
N173
Driving Support
ECU Assembly
GR
R
W–B
22 4D
18 4A
A51(A), A81(B)
Junction Connector
15 4D
23 4A
A53
Junction Connector
A6
A1

∗ 8 : Before Sep. 2018 Production
∗ 9 : From Sep. 2018 Production

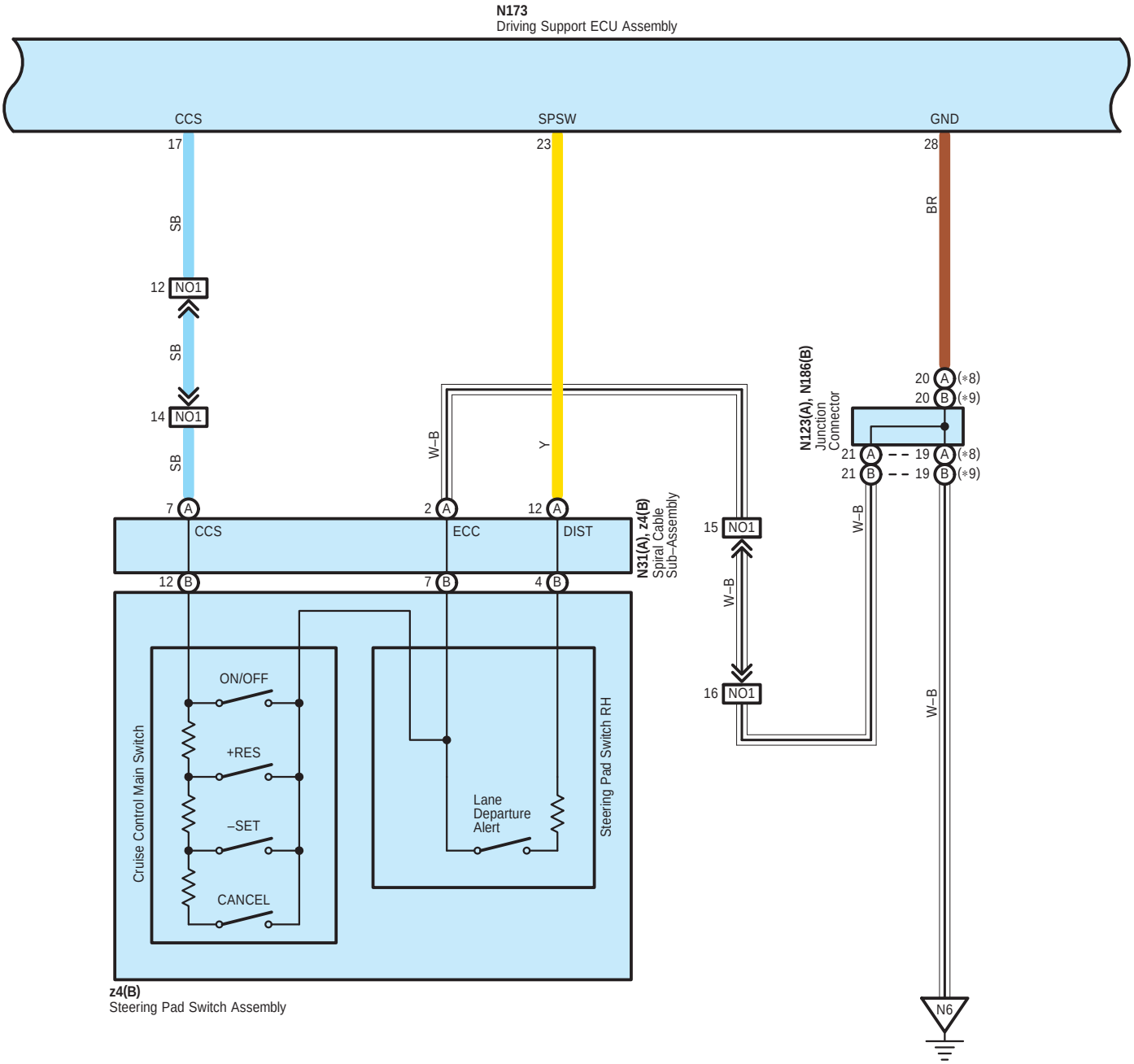

∗ 3 : w/ DRS and VGRS
∗ 6 : w/ Pre–Crash Safety System Heater
∗ 7 : w/o Pre–Crash Safety System Heater
∗ 8 : Before Sep. 2018 Production
∗ 9 : From Sep. 2018 Production

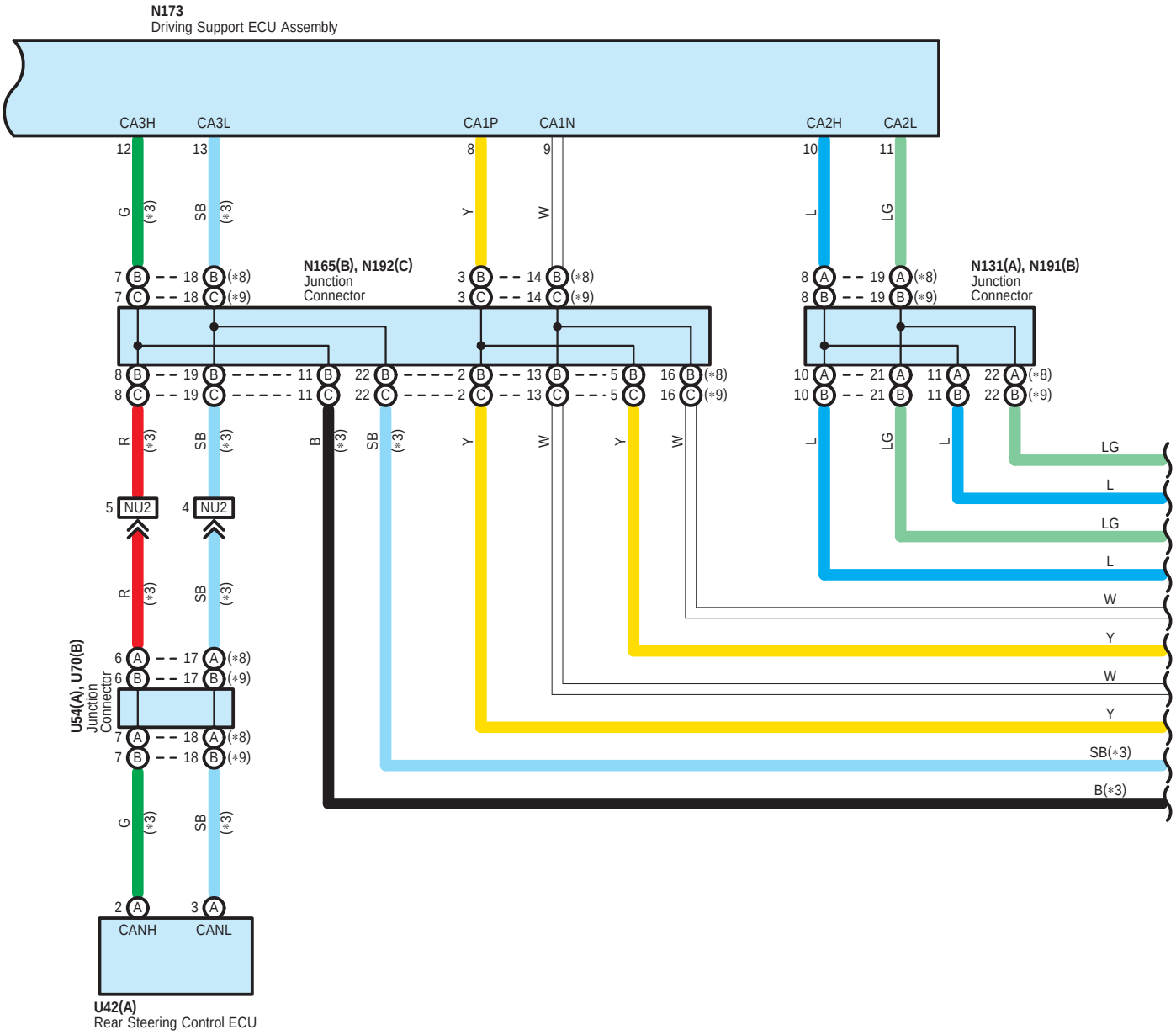

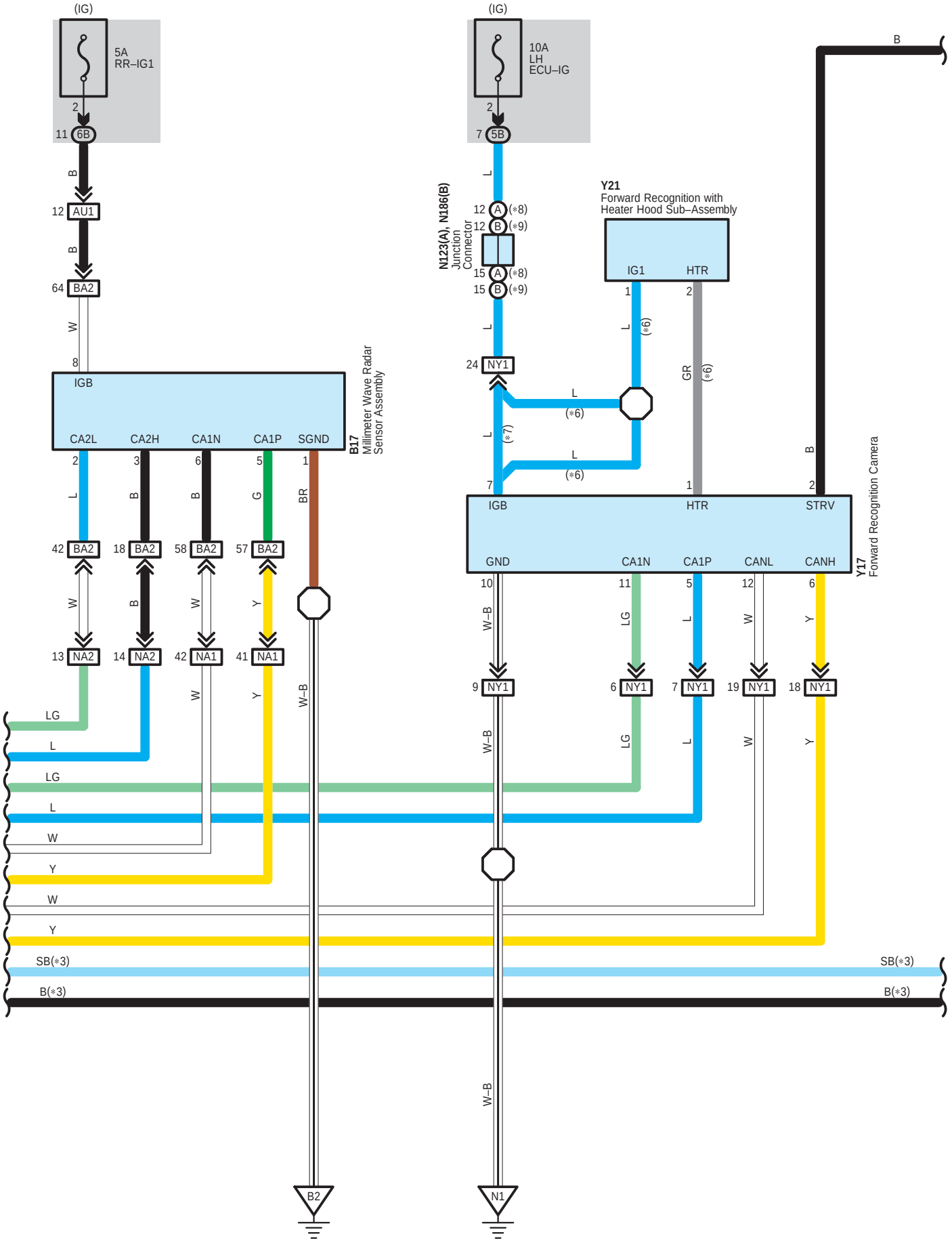
(IG)
5A
RR–IG1
2
11 6B
B
12 AU1
B
64 BA2
W
8
IGB
CA2L CA2H CA1N CA1P SGND
B17
Millimeter Wave Radar
Sensor Assembly
2 3 6 5 1
L B B G BR
42 BA2 18 BA2 58 BA2 57 BA2
W B W Y
13 NA2 14 NA2 42 NA1 41 NA1
W Y W–B
LG
L
LG
L
W
Y
W
Y
SB(∗3)
B(∗3)
B2
(IG)
10A
LH
ECU–IG
2
7 5B
L
N123(A), N186(B)
Junction
Connector
12 A (∗8)
12 B (∗9)
15 A (∗8)
15 B (∗9)
L
24 NY1
L
(∗7)
L
(∗6)
L
(∗6)
Y21
Forward Recognition with
Heater Hood Sub–Assembly
IG1 HTR
1 2
L (∗6)
GR (∗6)
B
IGB HTR STRV
7 1 2
GND CA1N CA1P CANL CANH
Y17
Forward Recognition Camera
10 11 5 12 6
W–B LG L W Y
9 NY1 6 NY1 7 NY1 19 NY1 18 NY1
W–B LG L W Y
SB(∗3)
B(∗3)
W–B
N1

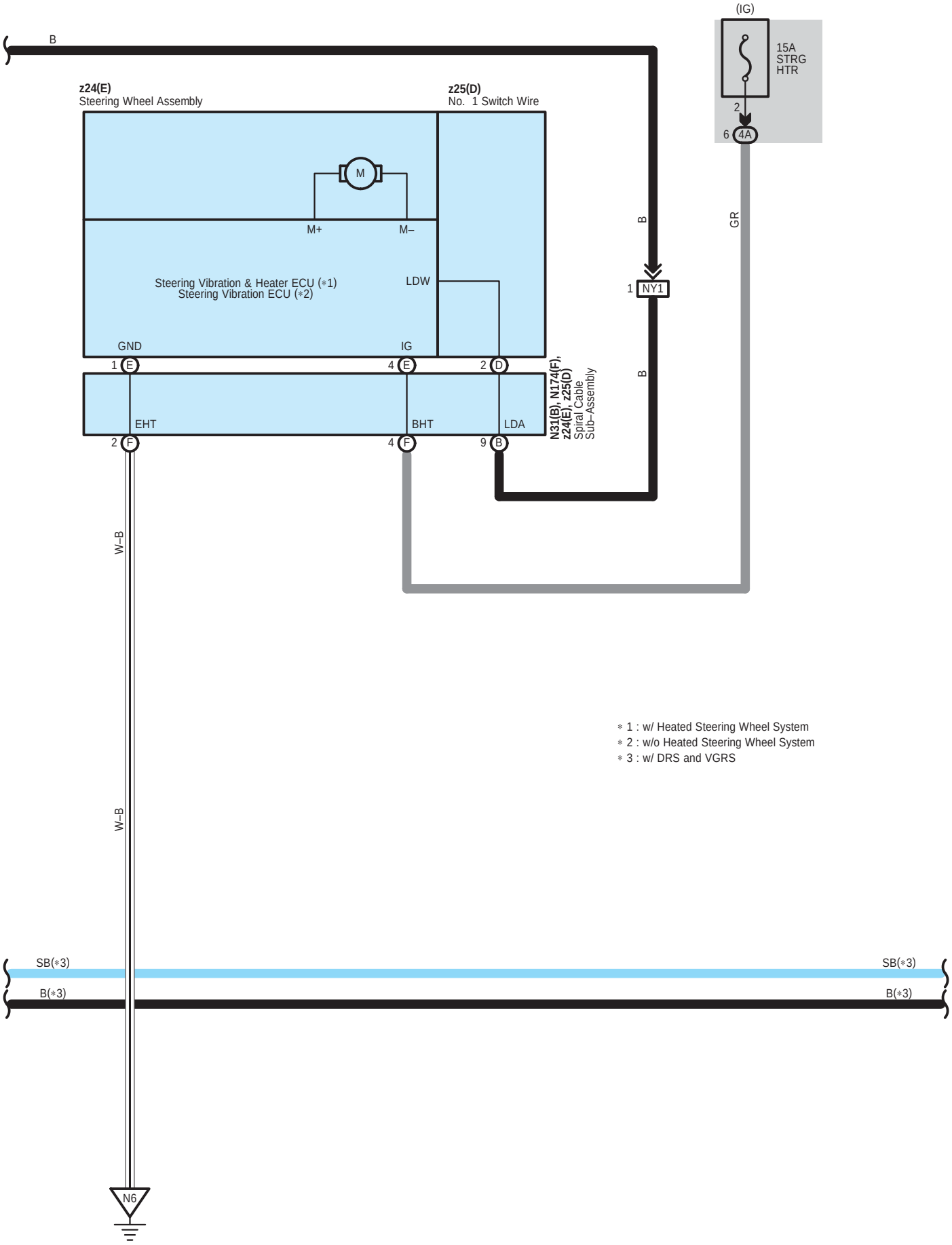
(IG)
15A
STRG
HTR
2
6 4A
B
z24(E)
Steering Wheel Assembly
z25(D)
No. 1 Switch Wire
M
M+
M–
Steering Vibration & Heater ECU (∗1)
Steering Vibration ECU (∗2)
LDW
GND
IG
1 E
4 E
2 D
EHT
BHT
LDA
2 F
4 F
9 B
N31(B), N174(F), z24(E), z25(D)
Spiral Cable
Sub–Assembly
B
GR
1 NY1
B
W–B
W–B
∗ 1 : w/ Heated Steering Wheel System
∗ 2 : w/o Heated Steering Wheel System
∗ 3 : w/ DRS and VGRS
SB(∗3)
B(∗3)
SB(∗3)
B(∗3)
N6

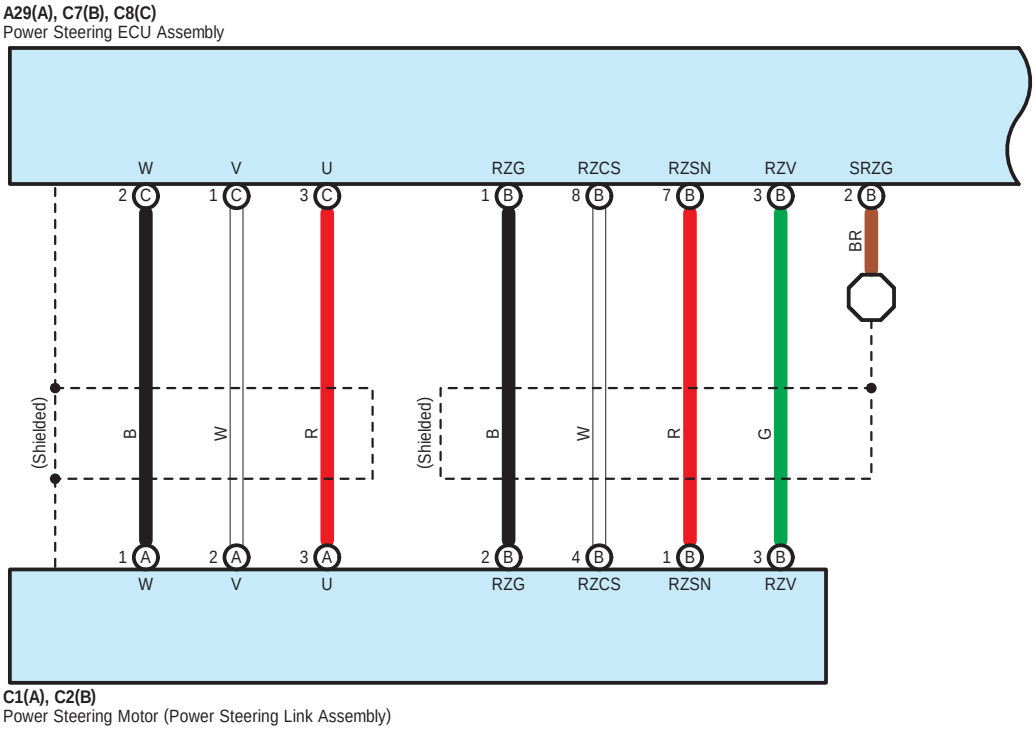
A29(A), C7(B), C8(C)
Power Steering ECU Assembly
W
V
U
RZG
RZCS
RZSN
RZV
SRZG
2 C
1 C
3 C
1 B
8 B
7 B
3 B
2 B
BR
(Shielded)
B
W
R
(Shielded)
B
W
R
G
1 A
2 A
3 A
2 B
4 B
1 B
3 B
W
V
U
RZG
RZCS
RZSN
RZV
C1(A), C2(B)
Power Steering Motor (Power Steering Link Assembly)

SB(*3)
SB(*3)
B(*3)
B(*3)

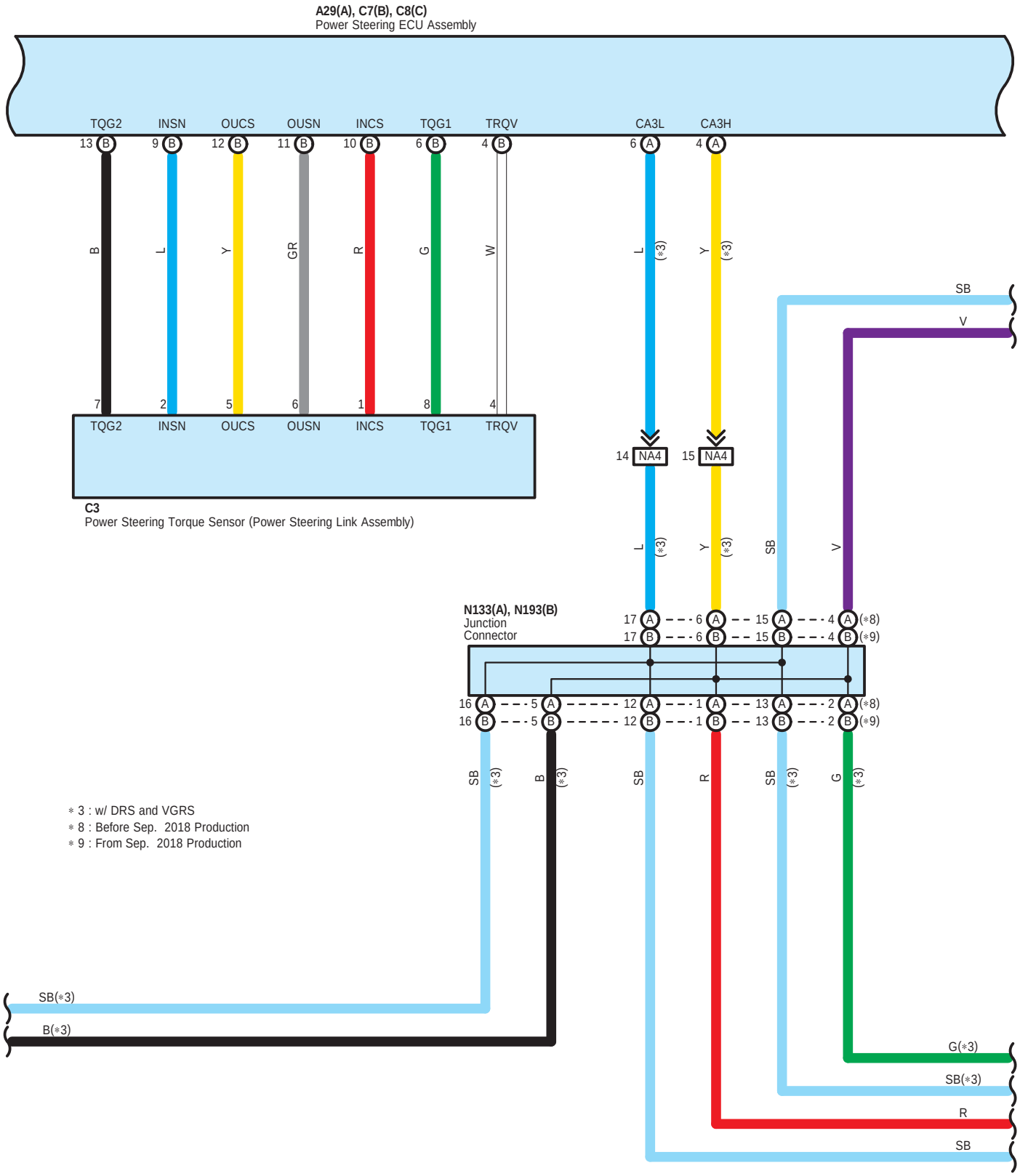
A29(A), C7(B), C8(C)
Power Steering ECU Assembly
TQG2
INSN
OUCS
OUSN
INCS
TQG1
TRQV
CA3L
CA3H
13 B
9 B
12 B
11 B
10 B
6 B
4 B
6 A
4 A
B
L
Y
GR
R
G
W
L (*3)
Y (*3)
SB
V
7
2
5
6
1
8
4
TQG2
INSN
OUCS
OUSN
INCS
TQG1
TRQV
14 NA4
15 NA4
C3
Power Steering Torque Sensor (Power Steering Link Assembly)
L (*3)
Y (*3)
SB
V
N133(A), N193(B)
Junction
Connector
17 A
17 B
6 A
6 B
15 A
15 B
4 A (*8)
4 B (*9)
16 A
16 B
5 A
5 B
12 A
12 B
1 A
1 B
13 A
13 B
2 A (*8)
2 B (*9)
SB (*3)
B (*3)
SB
R
SB (*3)
G (*3)
* 3 : w/ DRS and VGRS
* 8 : Before Sep. 2018 Production
* 9 : From Sep. 2018 Production
SB(*3)
B(*3)
G(*3)
SB(*3)
R
SB

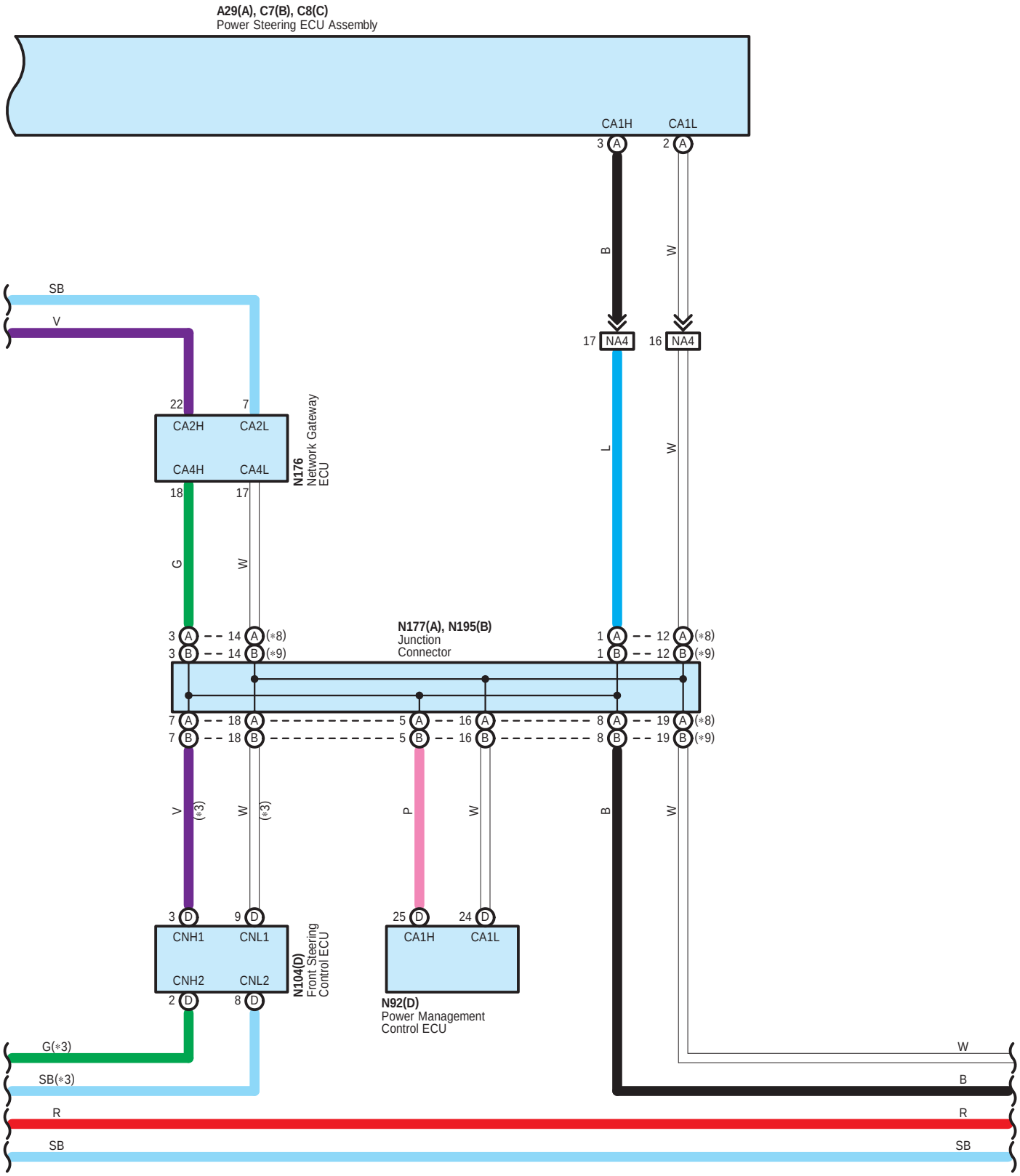
A29(A), C7(B), C8(C)
Power Steering ECU Assembly
CA1H
CA1L
3 A
2 A
B
W
17 NA4
16 NA4
SB
V
22
7
CA2H
CA2L
CA4H
CA4L
18
17
N176
Network Gateway
ECU
L
W
G
W
N177(A), N195(B)
Junction
Connector
3 A 14 A (*8)
3 B 14 B (*9)
1 A 12 A (*8)
1 B 12 B (*9)
7 A 18 A 5 A 16 A 8 A 19 A (*8)
7 B 18 B 5 B 16 B 8 B 19 B (*9)
V (*3)
W (*3)
P
W
B
W
3 D
9 D
CNH1
CNL1
CNH2
CNL2
2 D
8 D
N104(D)
Front Steering
Control ECU
25 D
24 D
CA1H
CA1L
N92(D)
Power Management
Control ECU
G(*3)
SB(*3)
R
SB
W
B
R
SB

∗ 3 : w/ DRS and VGRS
∗ 4 : w/o DRS and VGRS
∗ 5 : w/ Headup Display
∗ 8 : Before Sep. 2018 Production
∗ 9 : From Sep. 2018 Production

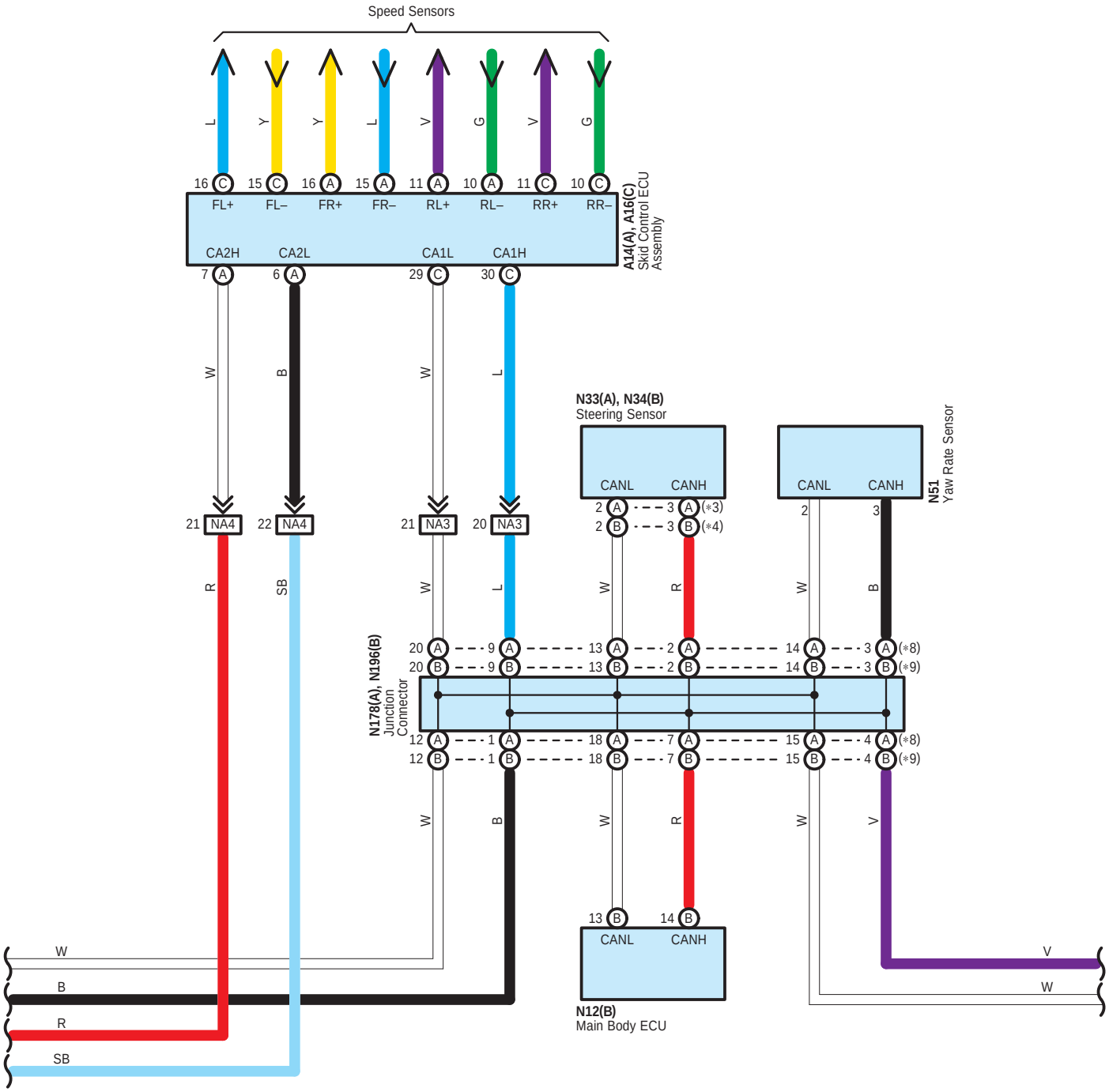

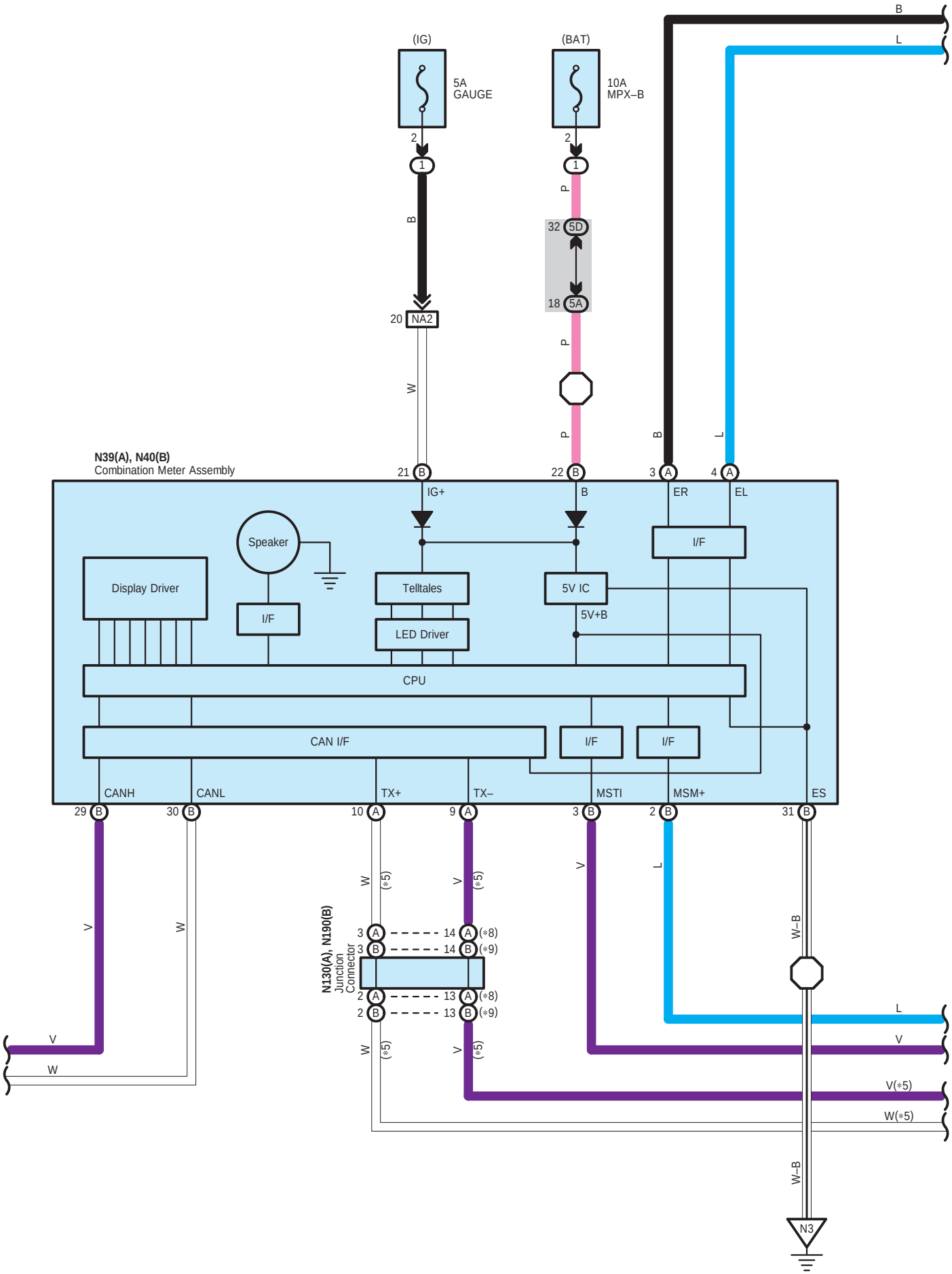
(IG)
5A
GAUGE
(BAT)
10A
MPX–B
NA2
5D
5A
N39(A), N40(B)
Combination Meter Assembly
IG+
B
ER
EL
Speaker
Display Driver
I/F
Telltales
LED Driver
5V IC
5V+B
CPU
CAN I/F
CANH
CANL
TX+
TX–
MSTI
MSM+
ES
N130(A), N190(B)
Junction
Connector
(*5)
(*8)
(*9)
W–B
V(*5)
W(*5)
N3

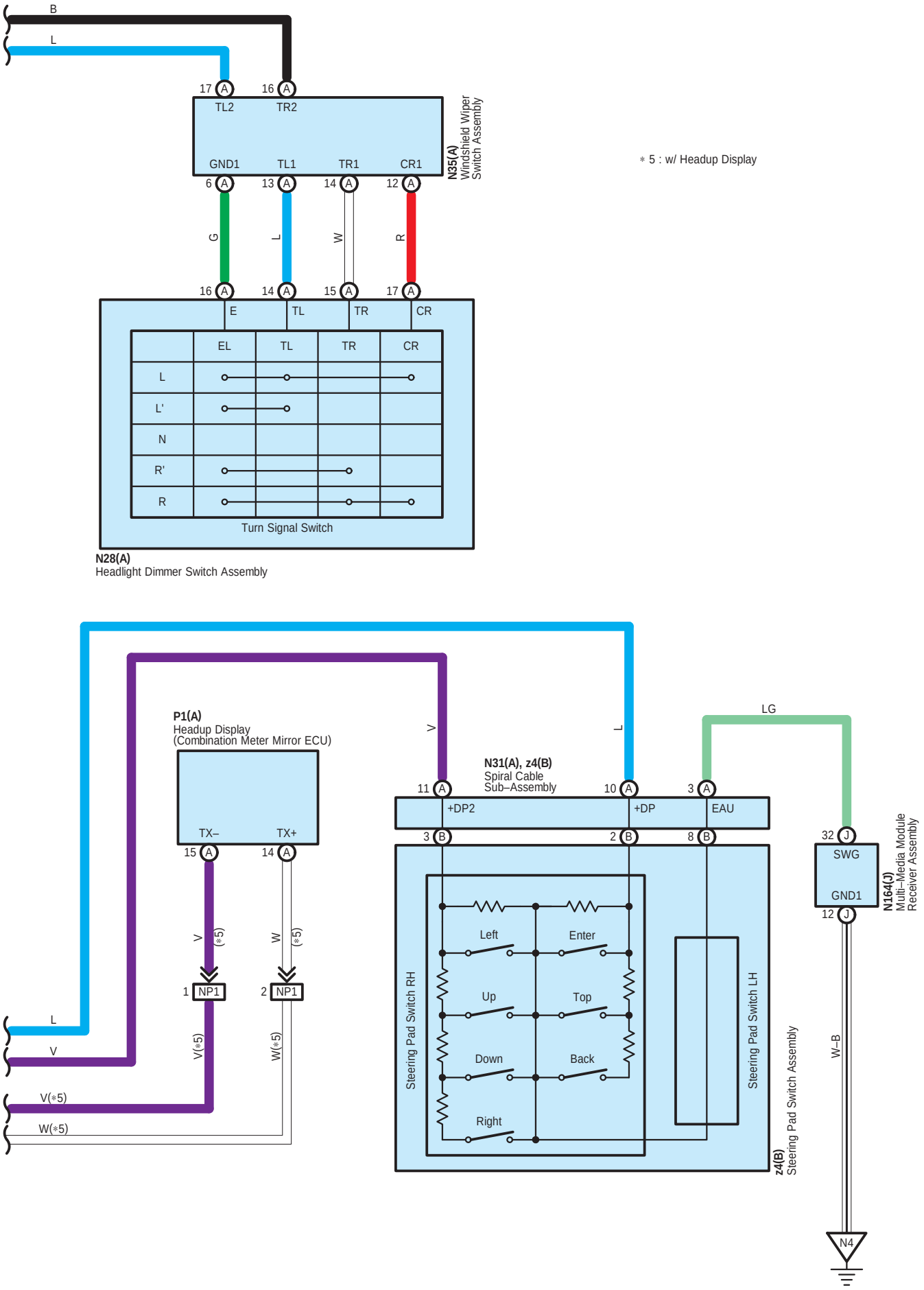
B
L
17 A
16 A
TL2
TR2
GND1
TL1
TR1
CR1
N35(A)
Windshield Wiper Switch Assembly
6 A
13 A
14 A
12 A
G
L
W
R
16 A
14 A
15 A
17 A
E
TL
TR
CR
EL
TL
TR
CR
L
L'
N
R'
R
Turn Signal Switch
N28(A)
Headlight Dimmer Switch Assembly
∗ 5 : w/ Headup Display
P1(A)
Headup Display
(Combination Meter Mirror ECU)
TX–
TX+
15 A
14 A
V
(∗5)
W
(∗5)
1 NP1
2 NP1
V(∗5)
W(∗5)
L
V
V(∗5)
W(∗5)
V
L
LG
N31(A), z4(B)
Spiral Cable
Sub–Assembly
11 A
10 A
3 A
+DP2
+DP
EAU
3 B
2 B
8 B
Left
Enter
Up
Top
Down
Back
Right
Steering Pad Switch RH
Steering Pad Switch LH
z4(B)
Steering Pad Switch Assembly
32 J
SWG
GND1
12 J
N164(J)
Multi–Media Module Receiver Assembly
W–B
N4

A 5
White

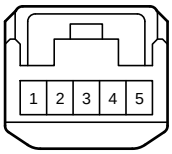

A 14
Black

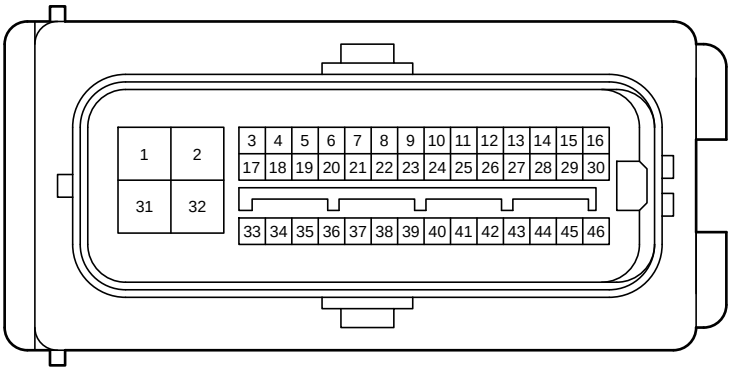

A 16
Gray

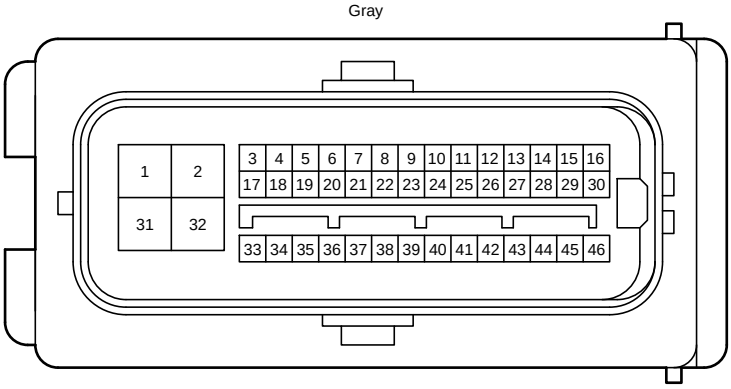

A 29
Black

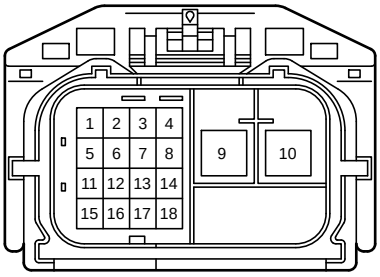

A 51
Blue

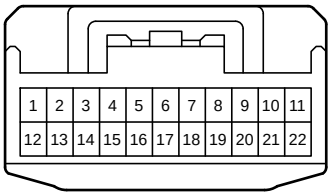

A 53
White

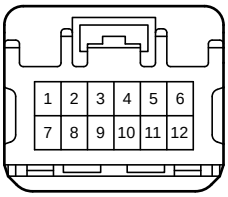

A 81
Black

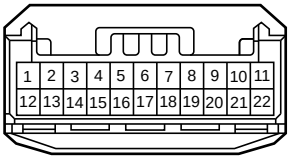

B 17
Black



C 1
Gray

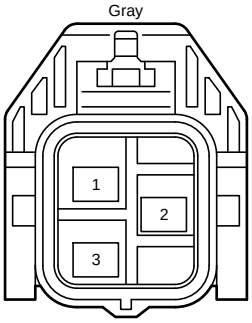

C 2
Gray

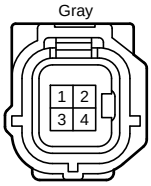

C 3
Gray

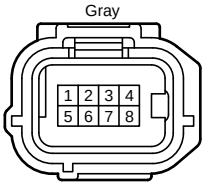

C 7
Black

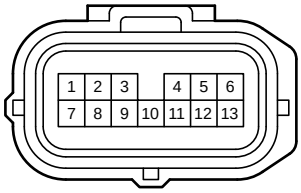

C 8
Black

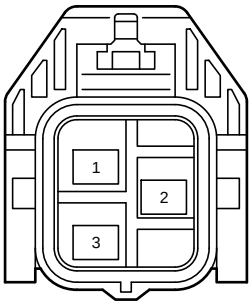

N 1
Blue

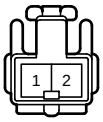

N 12
White

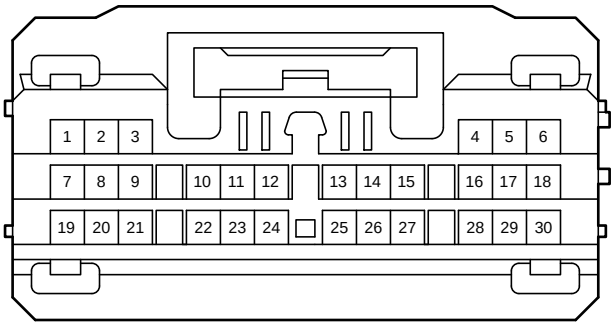

N 28
Black

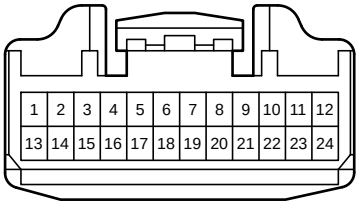

N 31
Black

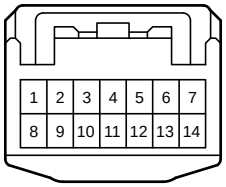

N 33
White

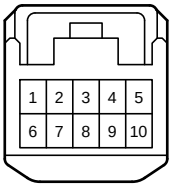

N 34
Black

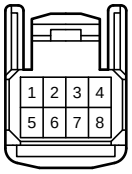

N 35
White

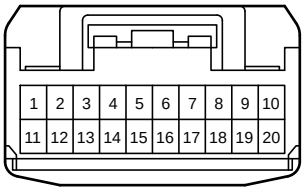

N 39
Black

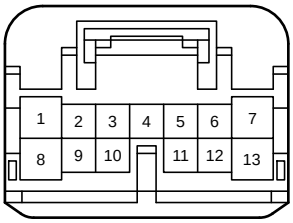

N 40
Black

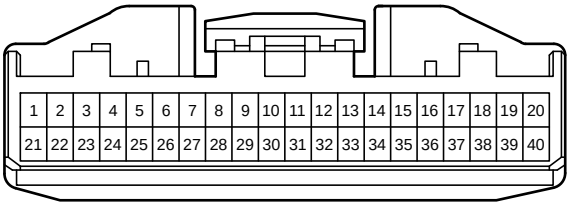

N 51
Black



N 92
Gray

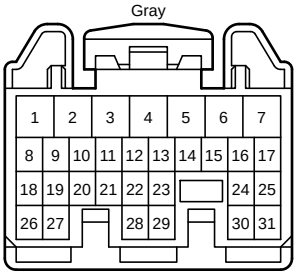

N104
White

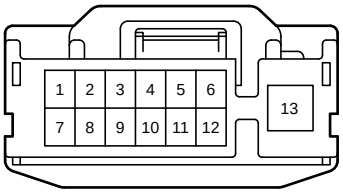

N123
Blue

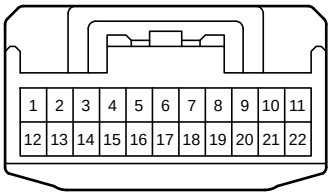

N130
Black

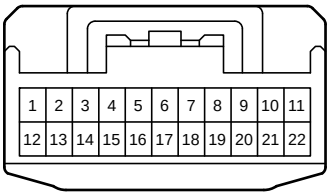

N131
Gray

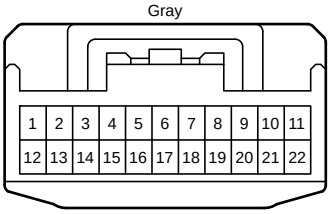

N133
Black

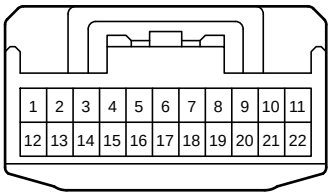

N164
White

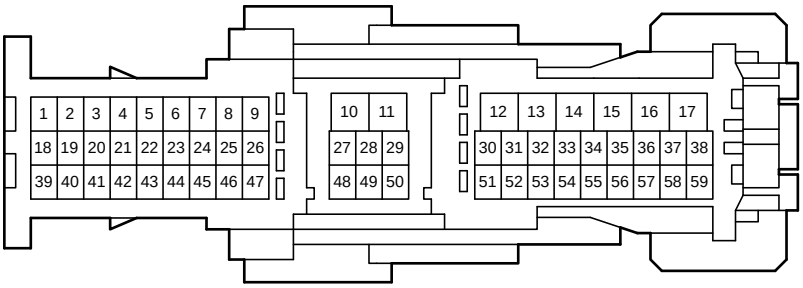

N165
Black

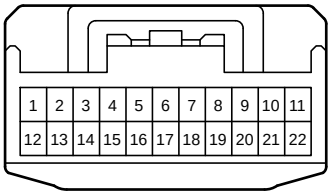

N173
White

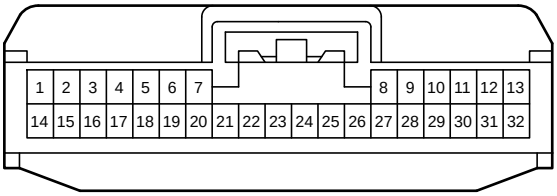

N174
Black

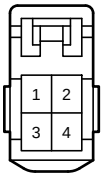

N176
Black

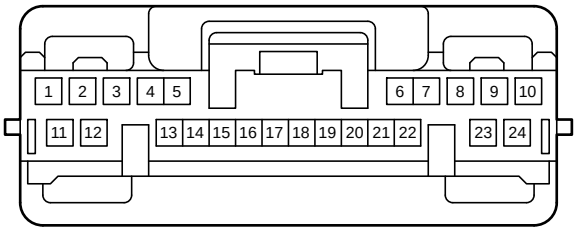

N177
Gray

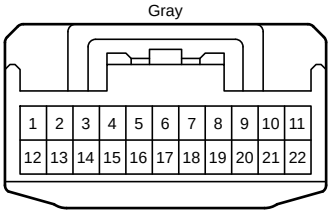

N178
Gray

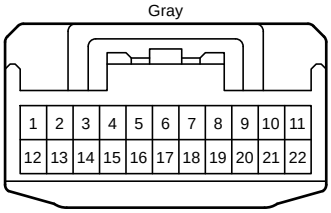

N186
Black

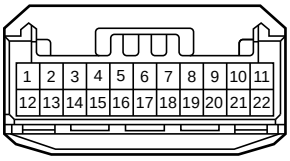

N190
Black

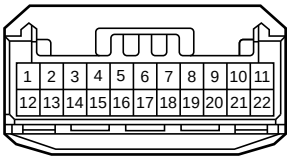

N191
Black

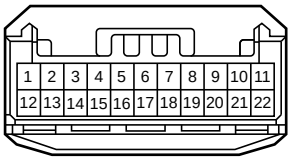

N192
Black

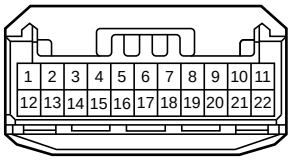

N193
Black

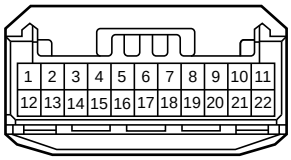

N195
Black

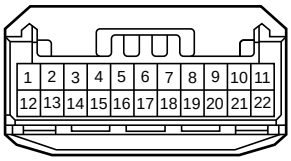

N196
Black

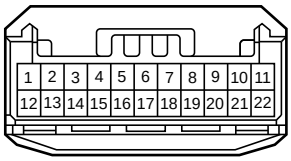

P 1
White

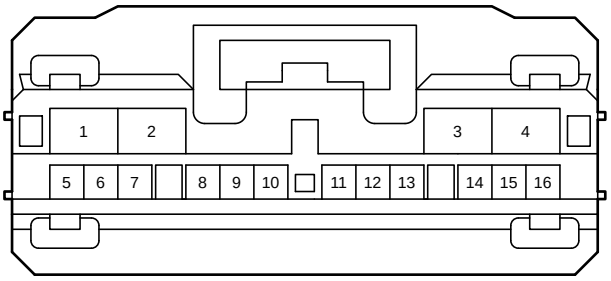

U 42
Black

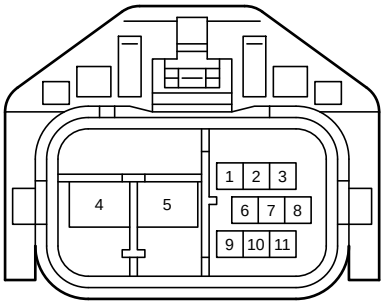

U 54
Blue

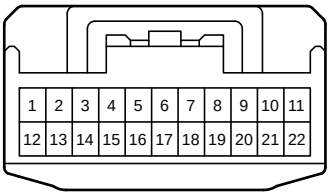

U 70
Black

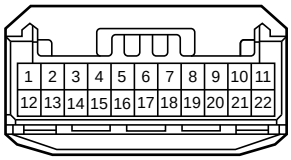

Y 17
Gray

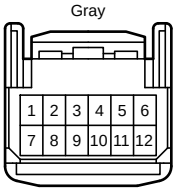

Y 21
Black

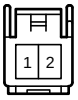

z 4
Black

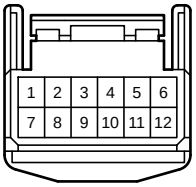

z 24
White

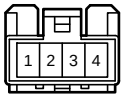

z 25
White

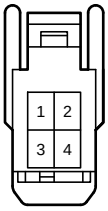

4A
White

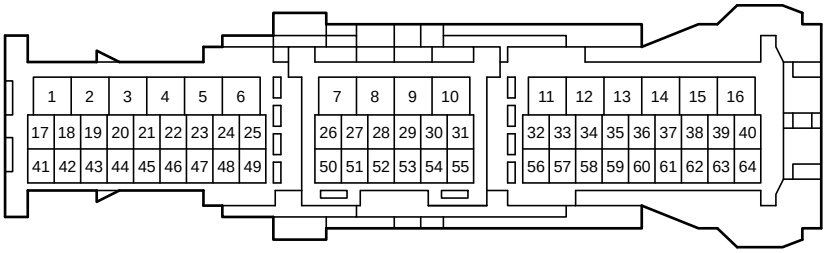

4D
White

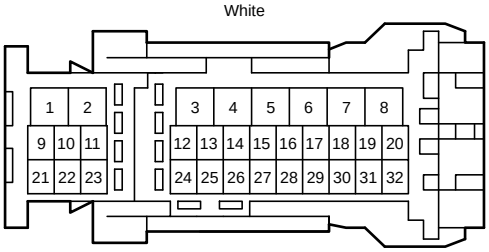

5A
White

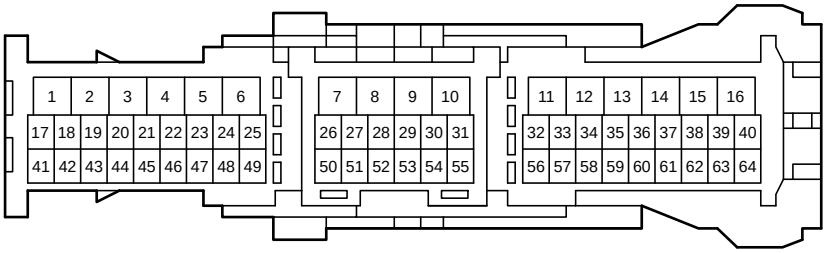

5B
White

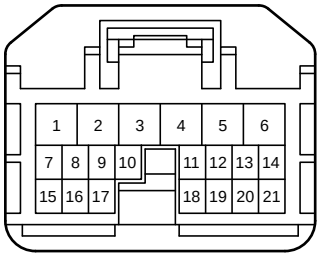

5D
White

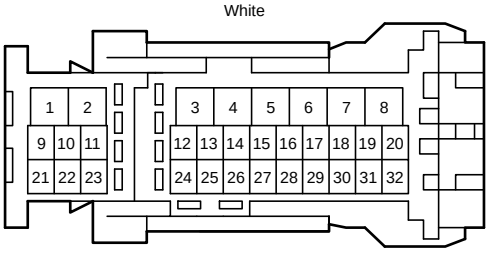

6B
White

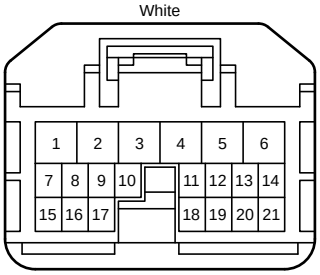

AU1
White

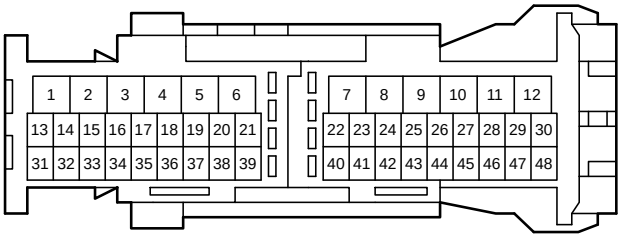

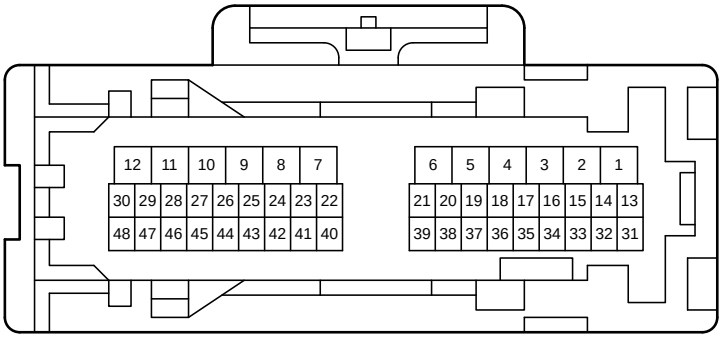

BA2
White

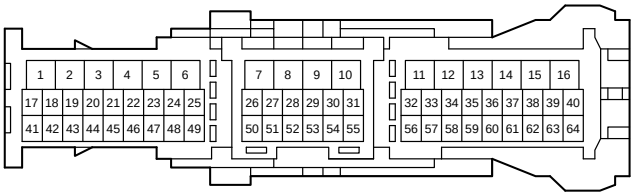

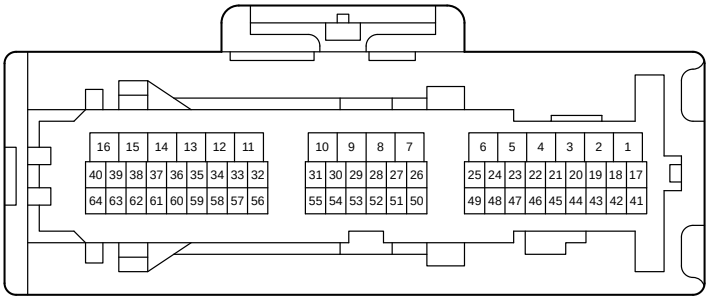

NA1
White

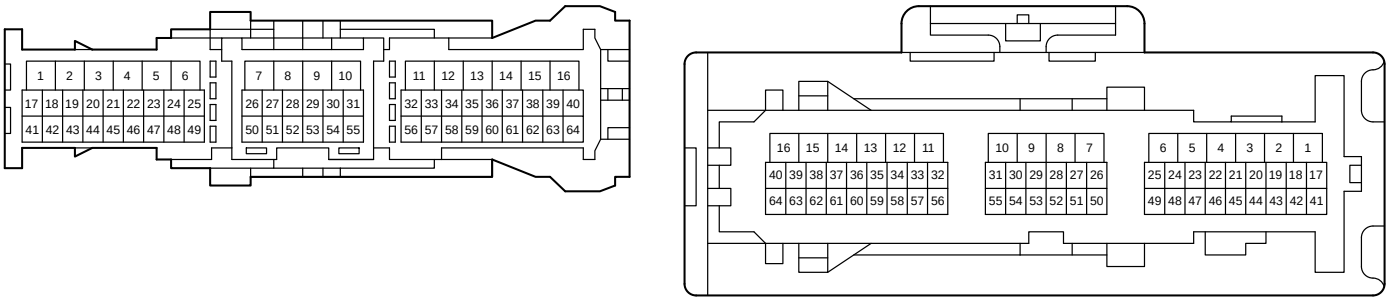

NA2
White

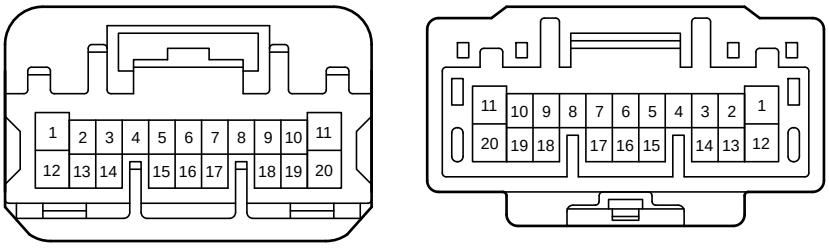

NA3
White

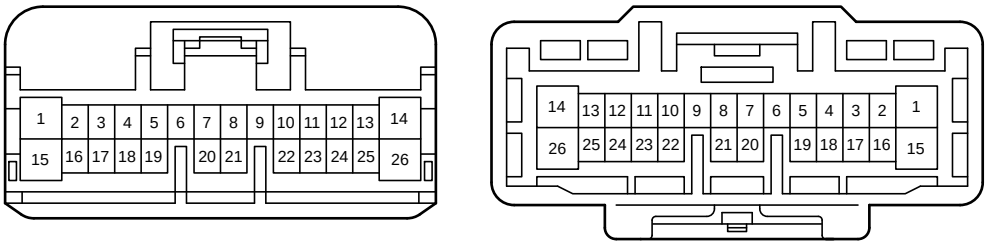

NA4
Gray

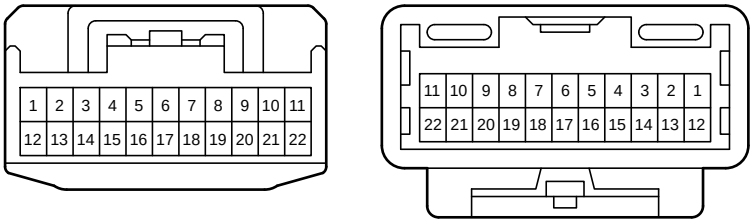

NO1
White

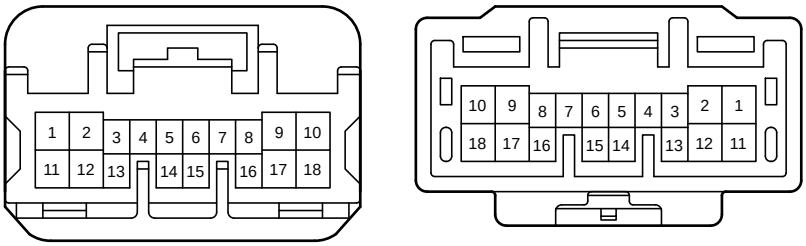

NP1
White

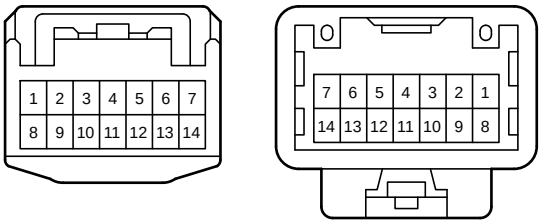

NU2
White

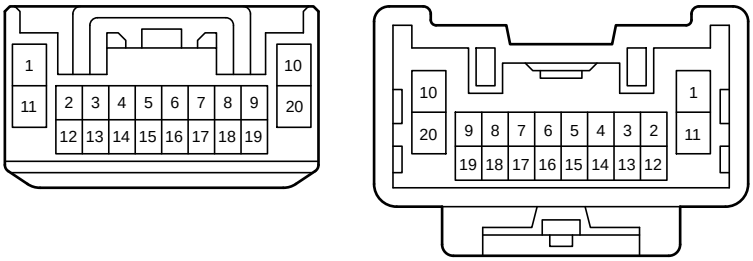
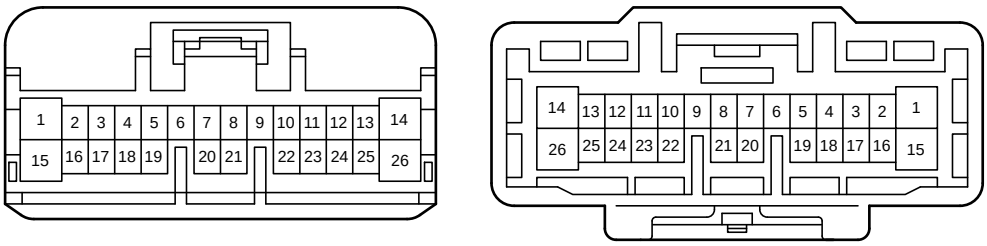
NY1
White