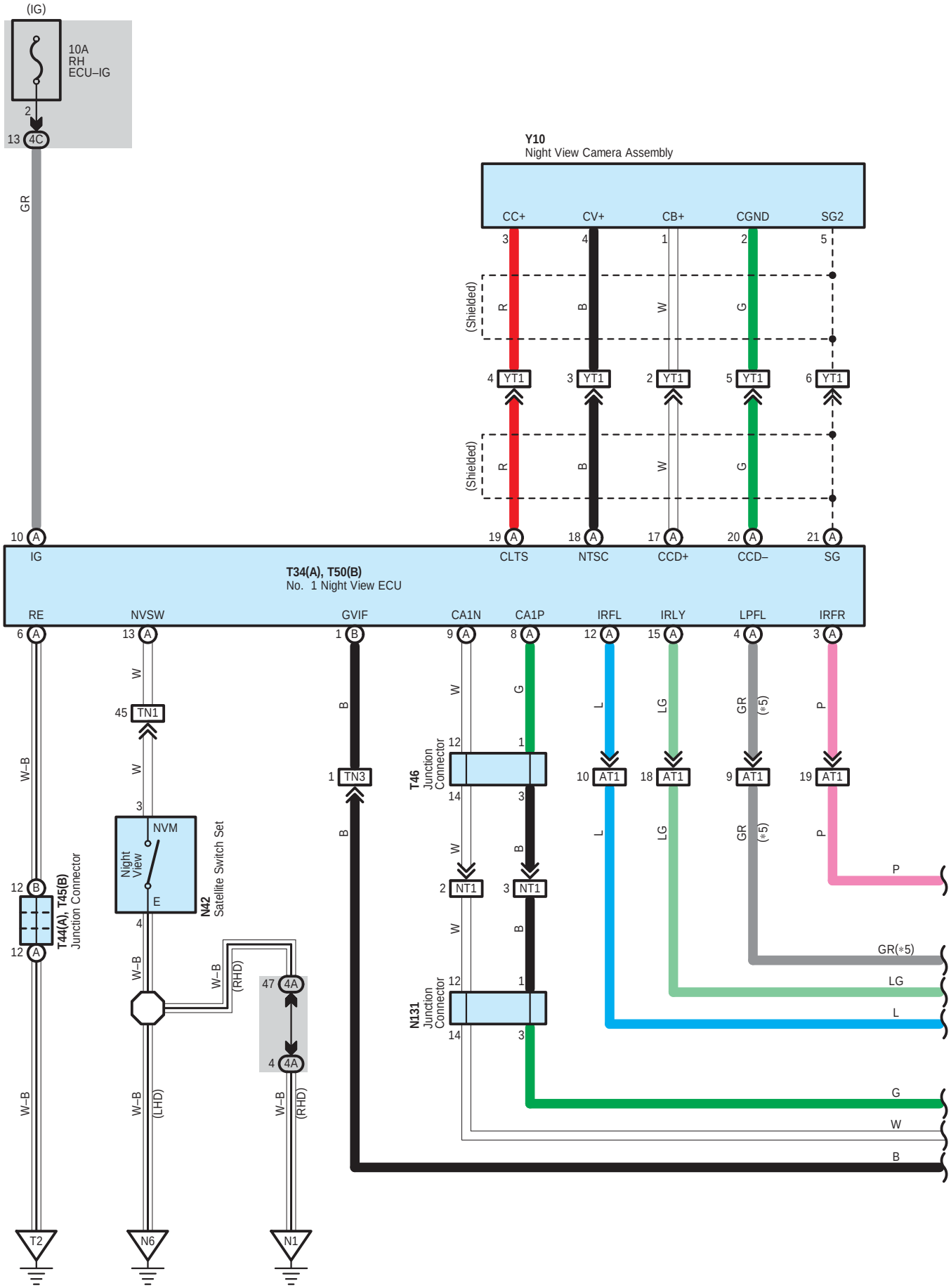
(IG)
10A
RH
ECU–IG
2
13 4C
GR
Y10
Night View Camera Assembly
CC+
CV+
CB+
CGND
SG2
3
4
1
2
5
(Shielded)
R
B
W
G
4 YT1
3 YT1
2 YT1
5 YT1
6 YT1
(Shielded)
R
B
W
G
10 A
IG
19 A
CLTS
18 A
NTSC
17 A
CCD+
20 A
CCD–
21 A
SG
T34(A), T50(B)
No. 1 Night View ECU
RE
NVSW
GVIF
CA1N
CA1P
IRFL
IRLY
LPFL
IRFR
6 A
13 A
1 B
9 A
8 A
12 A
15 A
4 A
3 A
W
45 TN1
W
3
NVM
Night View
E
N42
Satellite Switch Set
4
W–B
W–B
(RHD)
47 4A
4 4A
W–B
W–B
(LHD)
W–B
(RHD)
W–B
12 B
12 A
T44(A), T45(B)
Junction Connector
B
1 TN3
B
W
G
L
LG
GR
(*5)
P
12
1
T46
Junction Connector
14
3
10 AT1
18 AT1
9 AT1
19 AT1
L
LG
GR
(*5)
P
W
B
2 NT1
3 NT1
W
B
12
1
N131
Junction Connector
14
3
P
GR(*5)
LG
L
G
W
B
T2
N6
N1

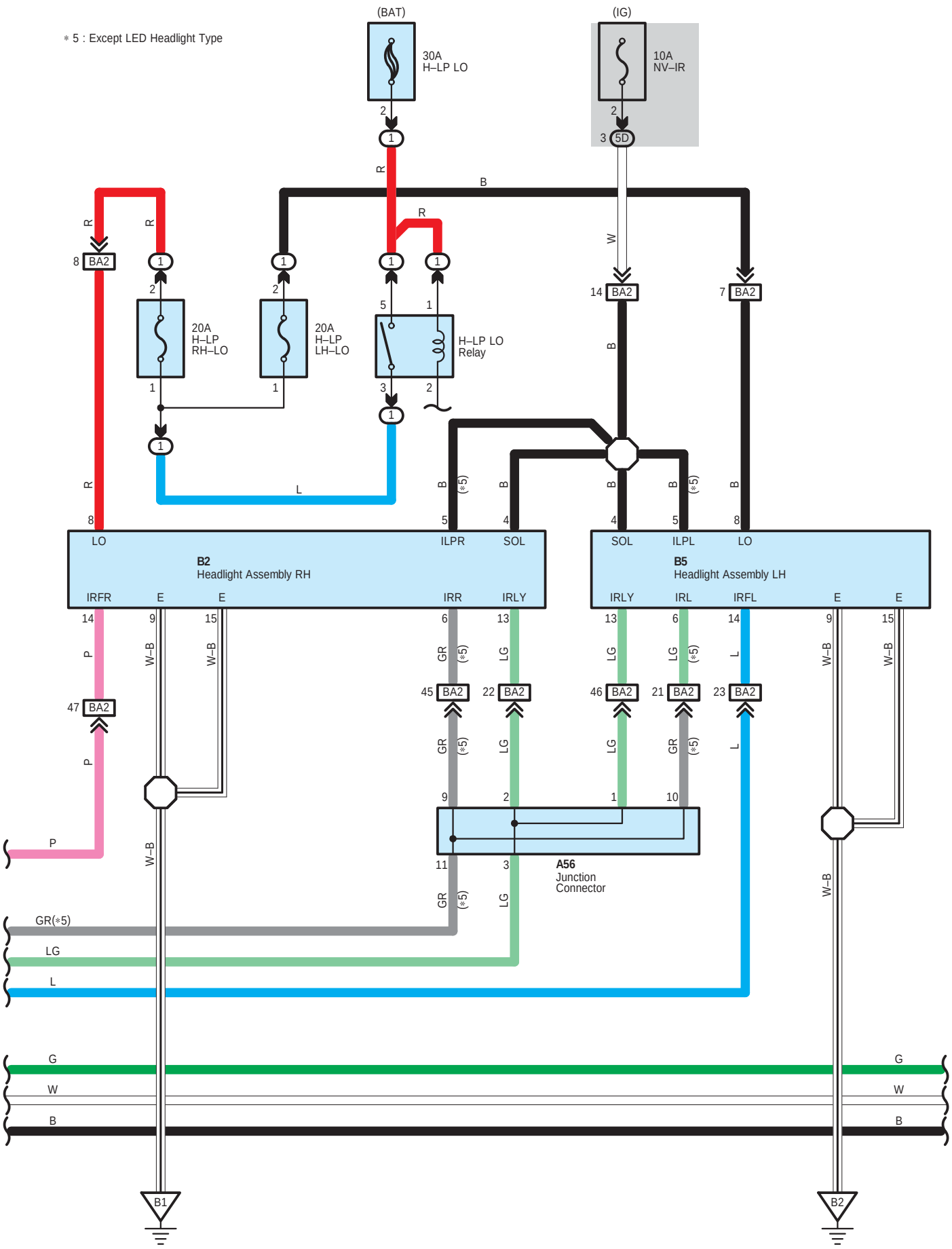
∗5 : Except LED Headlight Type
(BAT)
30A
H–LP LO
(IG)
10A
NV–IR
20A
H–LP
RH–LO
20A
H–LP
LH–LO
H–LP LO
Relay
B2
Headlight Assembly RH
B5
Headlight Assembly LH
A56
Junction
Connector
LO
ILPR
SOL
ILPL
IRFR
E
IRR
IRLY
IRL
IRFL
GR(∗5)
LG
L
G
W
B
P
W–B
B1
B2

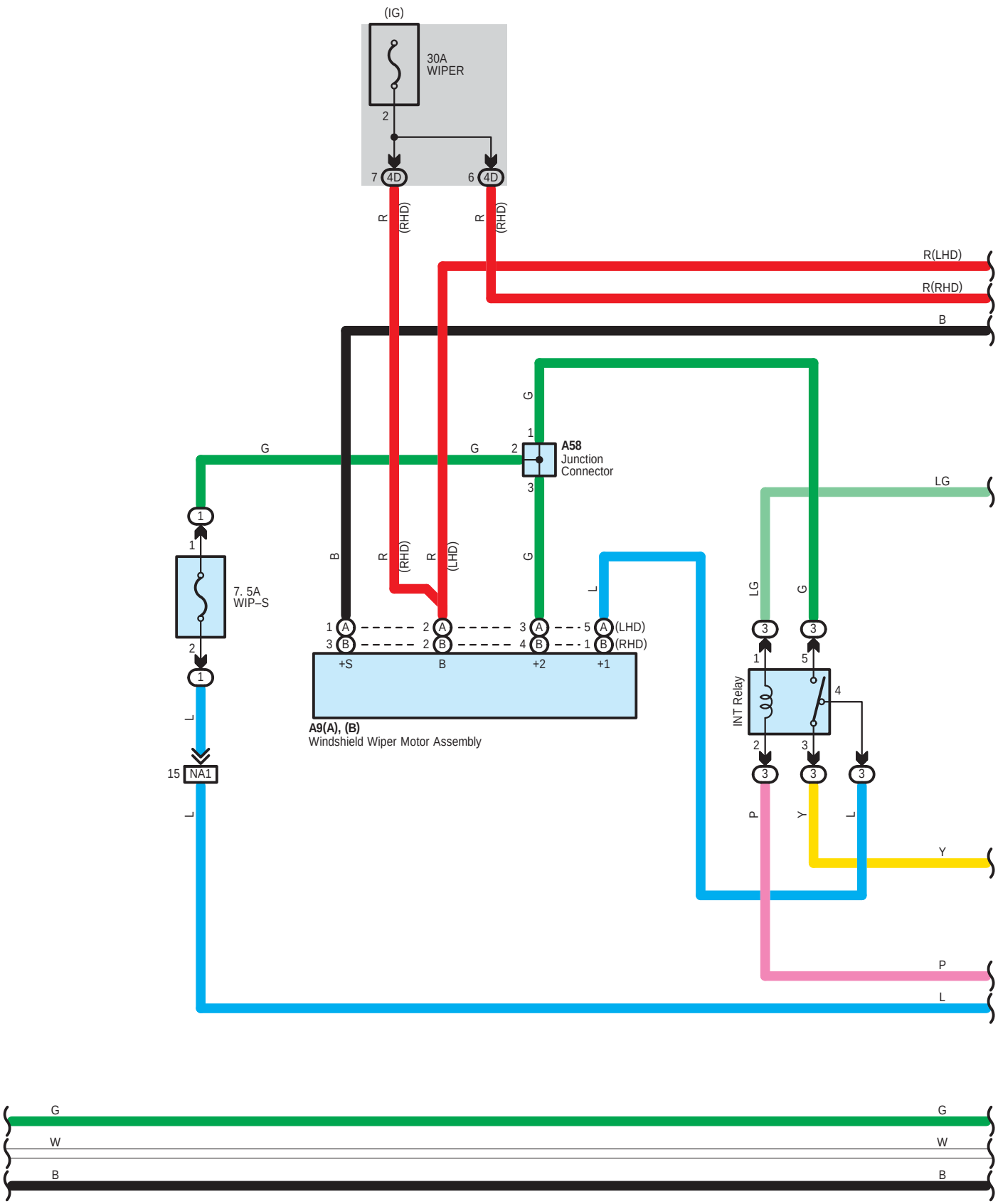
(IG)
30A
WIPER
2
7 4D
6 4D
R (RHD)
R (RHD)
R(LHD)
R(RHD)
B
G
1
2
A58
Junction
Connector
3
G
G
LG
1
1
7. 5A
WIP–S
2
1
B
R (RHD)
R (LHD)
G
L
LG
G
1 A
3 B
2 A
2 B
3 A
4 B
5 A (LHD)
1 B (RHD)
+S
B
+2
+1
A9(A), (B)
Windshield Wiper Motor Assembly
INT Relay
1
5
4
2
3
3
3
3
3
L
15 NA1
L
P
Y
L
Y
P
L
G
W
B
G
W
B

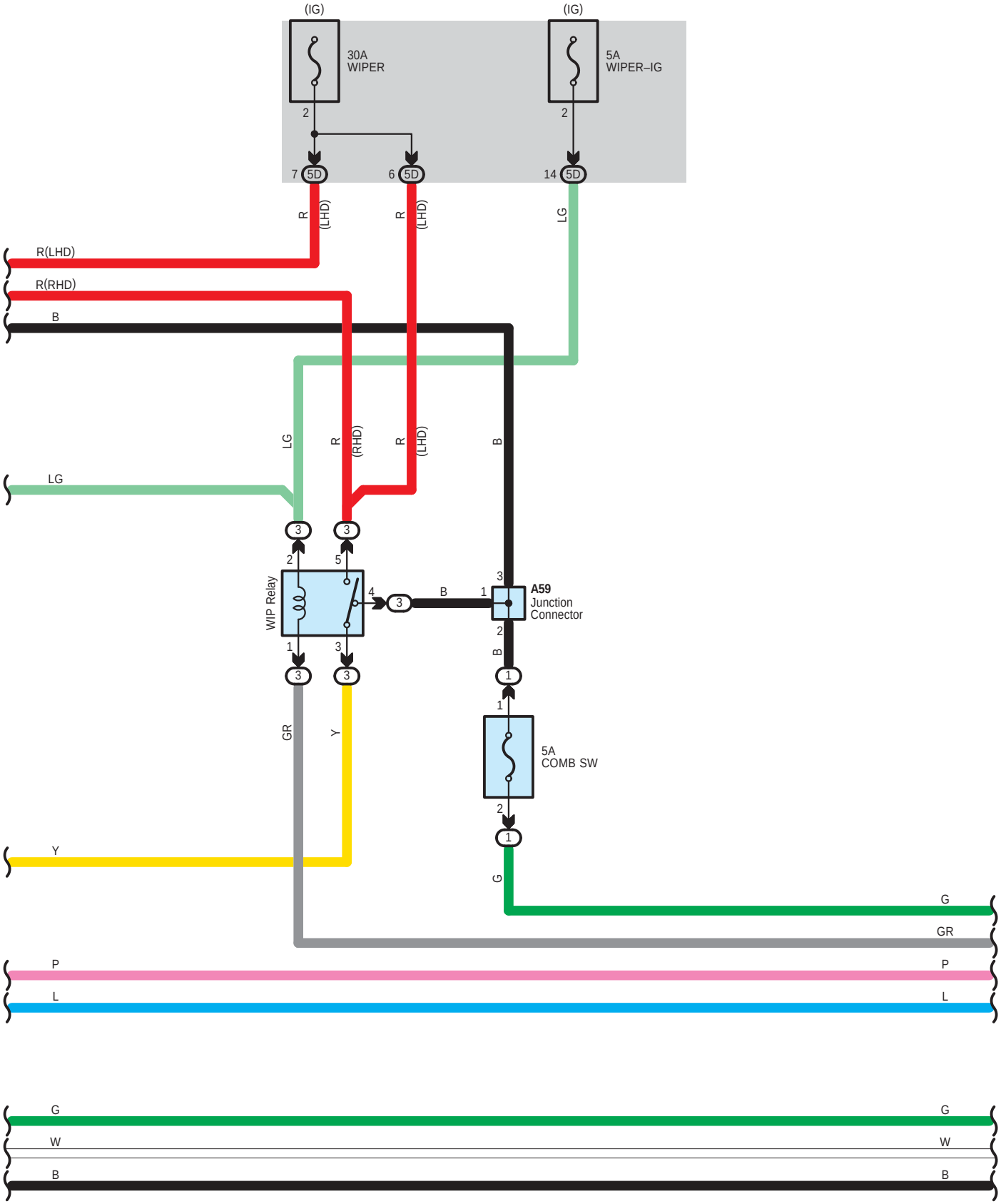
(IG)
30A
WIPER
(IG)
5A
WIPER–IG
2
2
7 5D
6 5D
14 5D
R (LHD)
R (LHD)
LG
R(LHD)
R(RHD)
B
LG
LG
R (RHD)
R (LHD)
B
3
3
2
5
WIP Relay
4
3
B
1
3
A59
Junction
Connector
2
B
1
3
3
3
3
1
1
GR
Y
5A
COMB SW
2
1
Y
G
G
GR
P
P
L
L
G
G
W
W
B
B

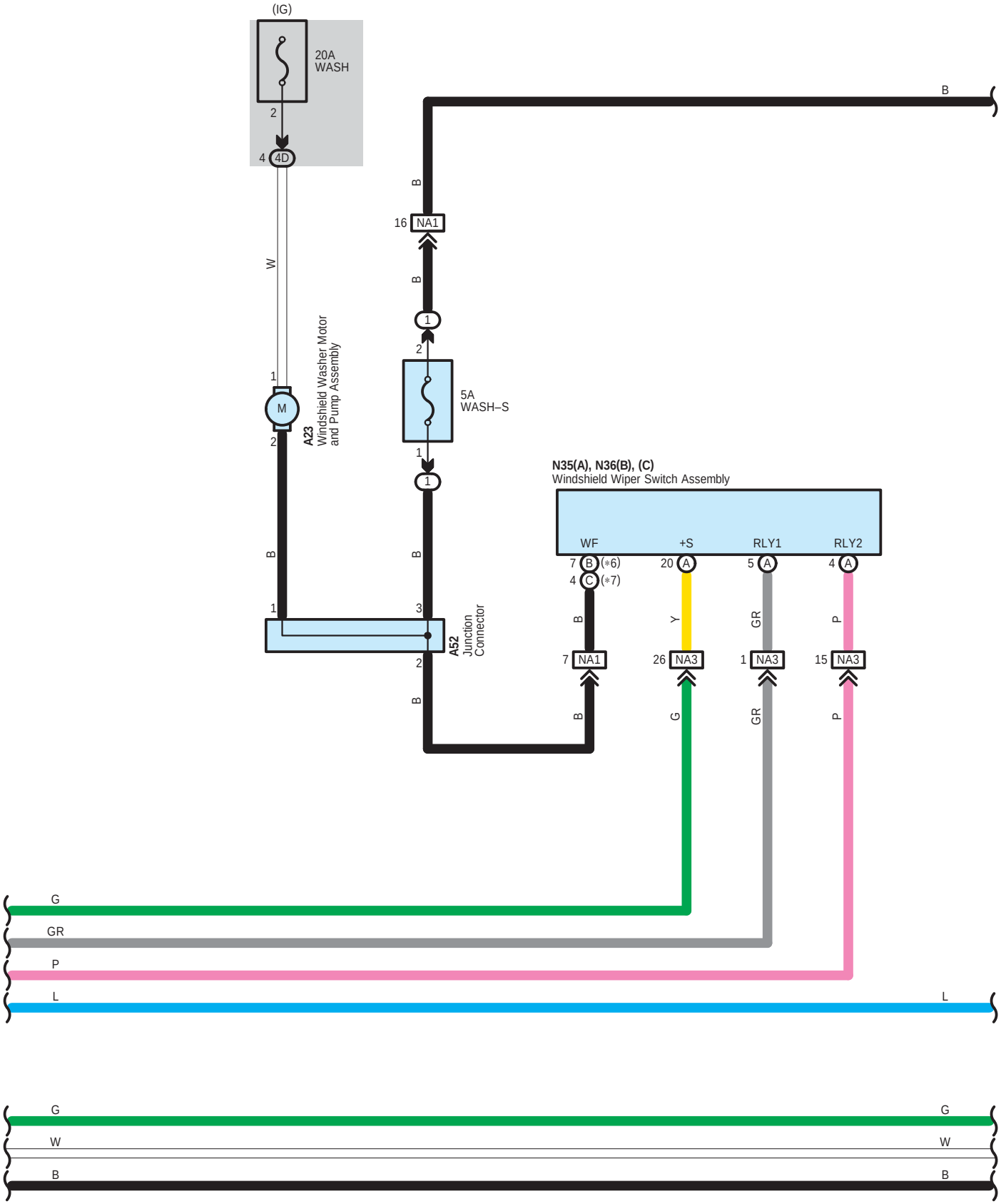
(IG)
20A
WASH
2
4 4D
W
1
M
2
A23
Windshield Washer Motor
and Pump Assembly
B
1
B
3
2
B
A52
Junction
Connector
B
16 NA1
B
1
2
5A
WASH–S
1
1
B
N35(A), N36(B), (C)
Windshield Wiper Switch Assembly
WF
+S
RLY1
RLY2
7 B (*6)
4 C (*7)
20 A
5 A
4 A
B
Y
GR
P
7 NA1
26 NA3
1 NA3
15 NA3
B
G
GR
P
G
GR
P
L
L
G
G
W
W
B
B

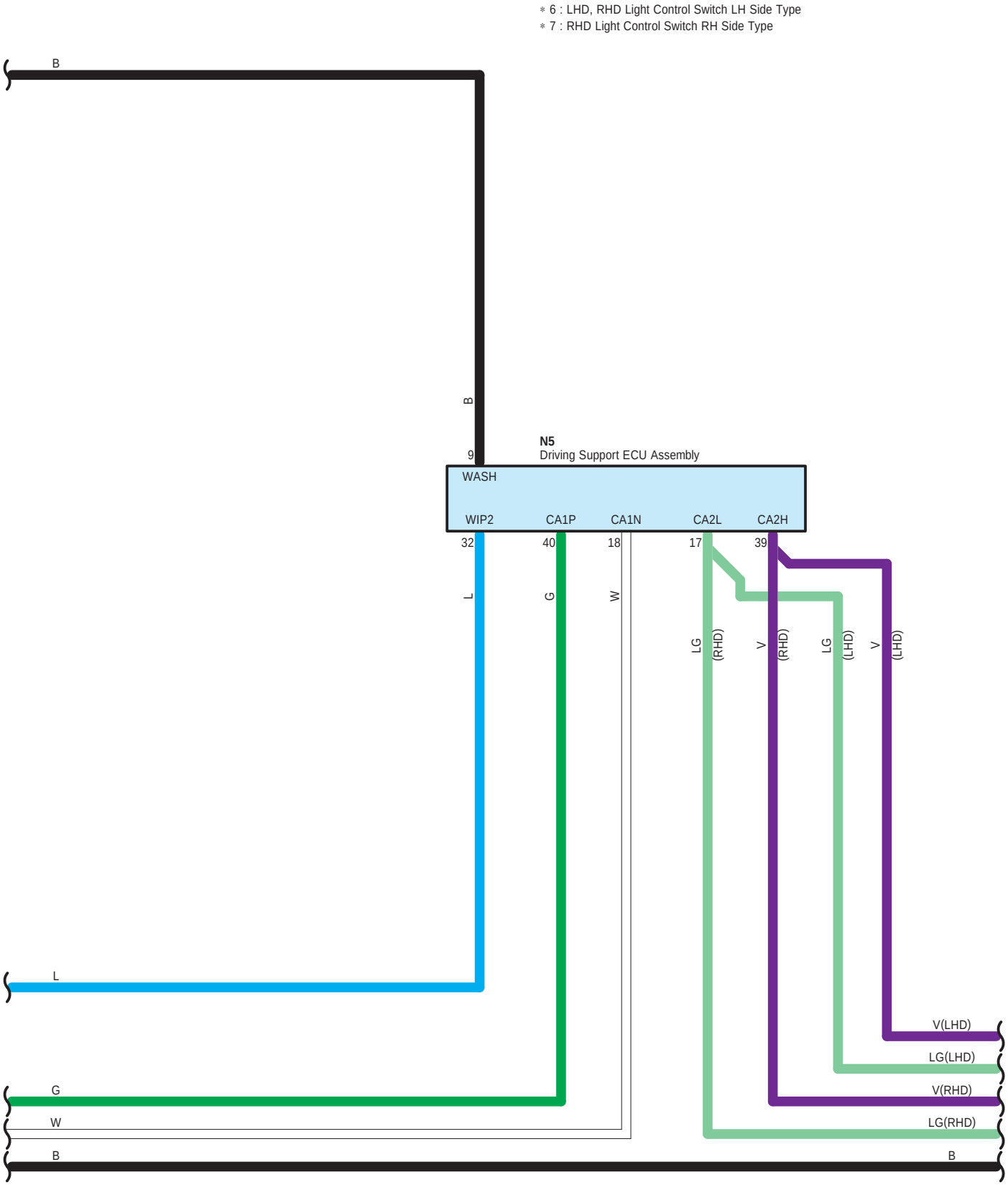
∗ 6 : LHD, RHD Light Control Switch LH Side Type
∗ 7 : RHD Light Control Switch RH Side Type
B
B
9
N5
Driving Support ECU Assembly
WASH
WIP2
CA1P
CA1N
CA2L
CA2H
32
40
18
17
39
L
G
W
LG
(RHD)
V
(RHD)
LG
(LHD)
V
(LHD)
L
G
W
B
V(LHD)
LG(LHD)
V(RHD)
LG(RHD)
B

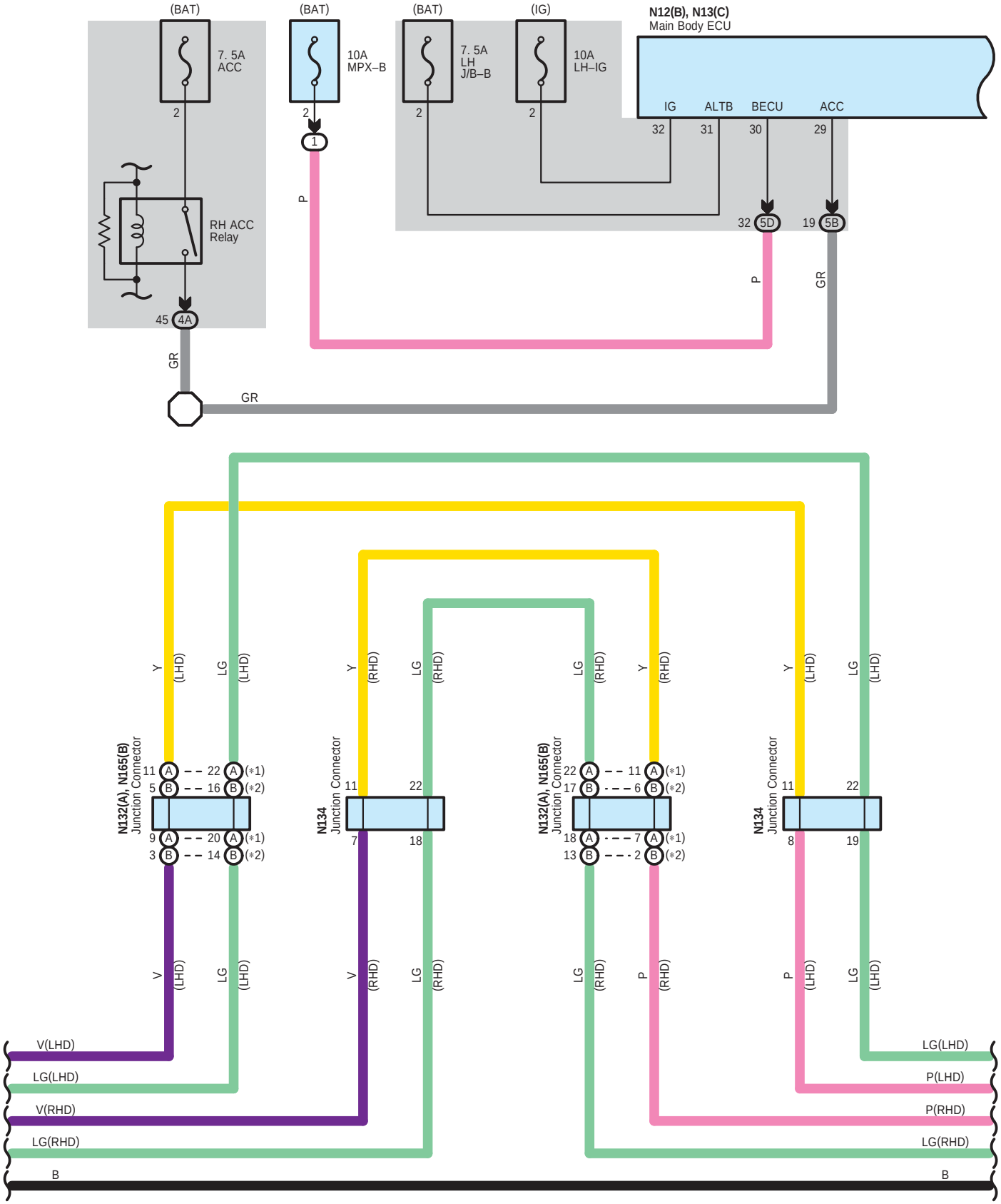
(BAT)
7. 5A
ACC
2
RH ACC
Relay
45 4A
GR
(BAT)
10A
MPX–B
2
1
P
(BAT)
7. 5A
LH
J/B–B
2
(IG)
10A
LH–IG
2
N12(B), N13(C)
Main Body ECU
IG
ALTB
BECU
ACC
32
31
30
29
32 5D
19 5B
P
GR
GR
N132(A), N165(B)
Junction Connector
11 A 22 A (*1)
5 B 16 B (*2)
9 A 20 A (*1)
3 B 14 B (*2)
N134
Junction Connector
11
22
7
18
N132(A), N165(B)
Junction Connector
22 A 11 A (*1)
17 B 6 B (*2)
18 A 7 A (*1)
13 B 2 B (*2)
N134
Junction Connector
11
22
8
19
Y (LHD)
LG (LHD)
Y (RHD)
LG (RHD)
LG (RHD)
Y (RHD)
Y (LHD)
LG (LHD)
V (LHD)
LG (LHD)
V (RHD)
LG (RHD)
LG (RHD)
P (RHD)
P (LHD)
LG (LHD)
V(LHD)
LG(LHD)
V(RHD)
LG(RHD)
B
LG(LHD)
P(LHD)
P(RHD)
LG(RHD)
B

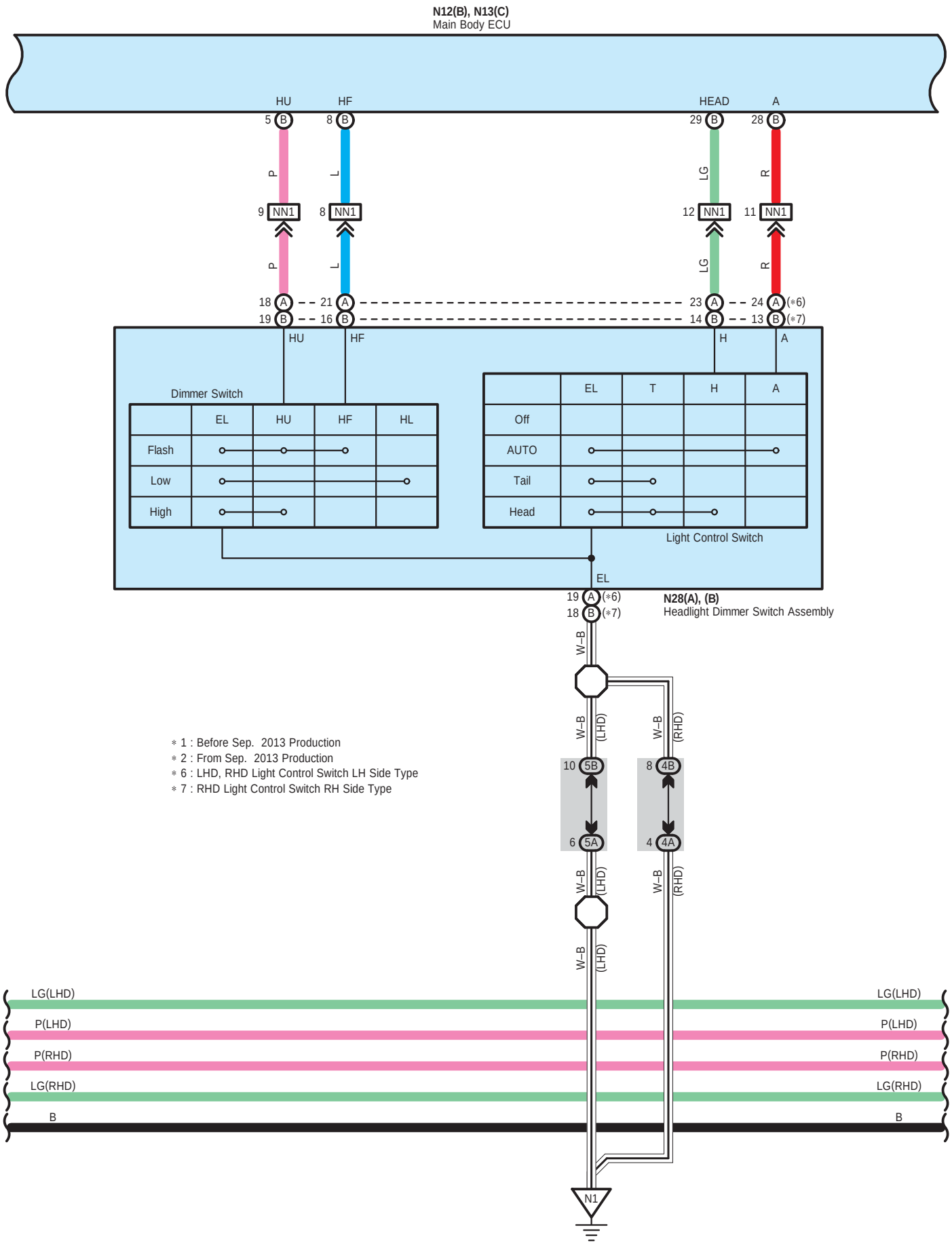
N12(B), N13(C)
Main Body ECU
HU
HF
HEAD
A
5 B
8 B
29 B
28 B
P
L
LG
R
9 NN1
8 NN1
12 NN1
11 NN1
18 A
21 A
23 A
24 A (*6)
19 B
16 B
14 B
13 B (*7)
HU
HF
H
A
Dimmer Switch
EL
HU
HF
HL
Flash
Low
High
EL
T
H
A
Off
AUTO
Tail
Head
Light Control Switch
EL
19 A (*6)
18 B (*7)
N28(A), (B)
Headlight Dimmer Switch Assembly
W–B
W–B (LHD)
W–B (RHD)
10 5B
8 4B
6 5A
4 4A
W–B (LHD)
W–B (RHD)
W–B (LHD)
* 1 : Before Sep. 2013 Production
* 2 : From Sep. 2013 Production
* 6 : LHD, RHD Light Control Switch LH Side Type
* 7 : RHD Light Control Switch RH Side Type
LG(LHD)
P(LHD)
P(RHD)
LG(RHD)
B
LG(LHD)
P(LHD)
P(RHD)
LG(RHD)
B
N1

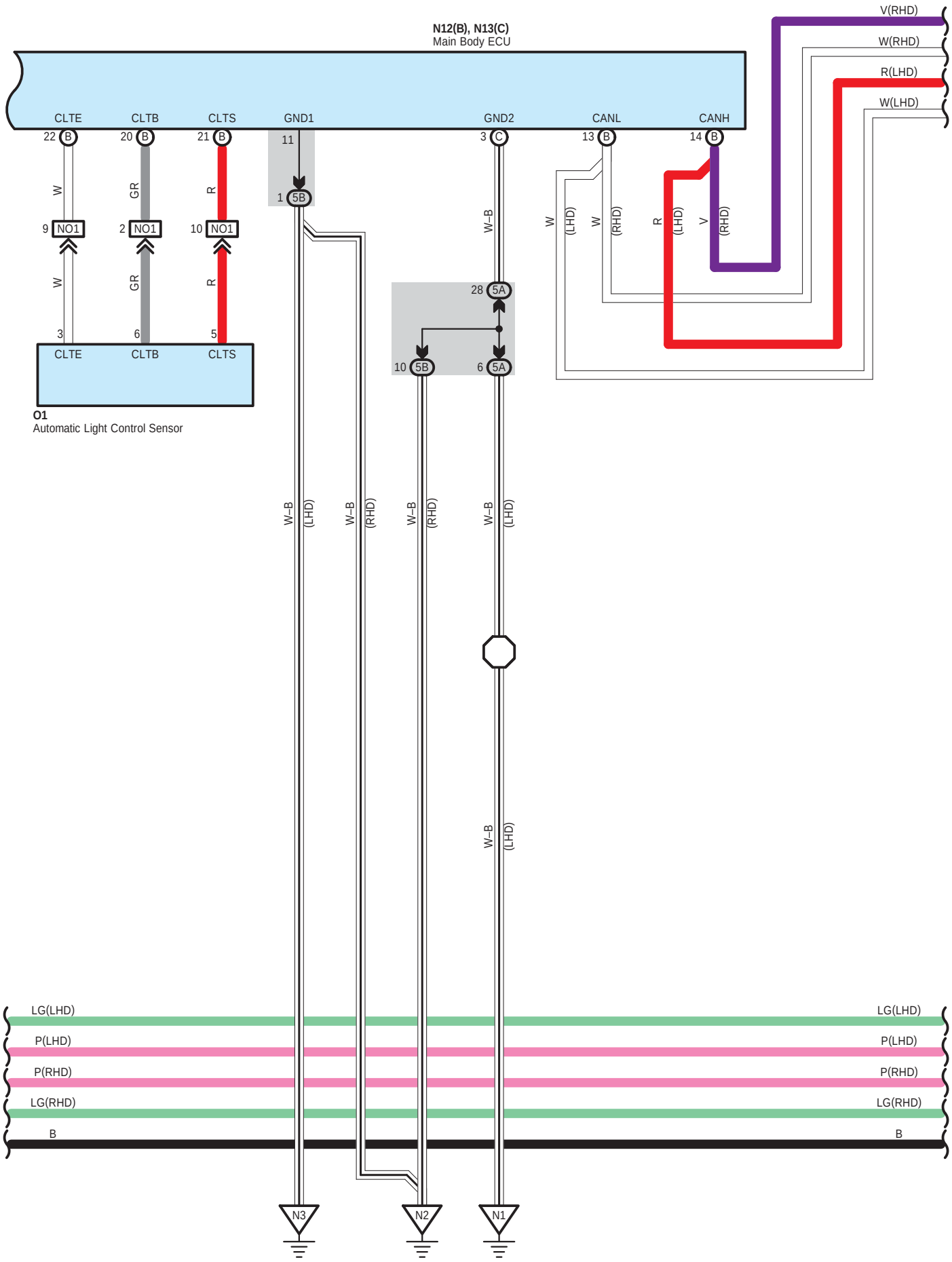
N12(B), N13(C)
Main Body ECU
CLTE
CLTB
CLTS
GND1
GND2
CANL
CANH
22 B
20 B
21 B
11
1 5B
3 C
13 B
14 B
W
GR
R
9 NO1
2 NO1
10 NO1
3
6
5
CLTE
CLTB
CLTS
O1
Automatic Light Control Sensor
W–B
28 5A
10 5B
6 5A
V(RHD)
W(RHD)
R(LHD)
W(LHD)
W (LHD)
W (RHD)
R (LHD)
V (RHD)
W–B (LHD)
W–B (RHD)
LG(LHD)
P(LHD)
P(RHD)
LG(RHD)
B
N3
N2
N1

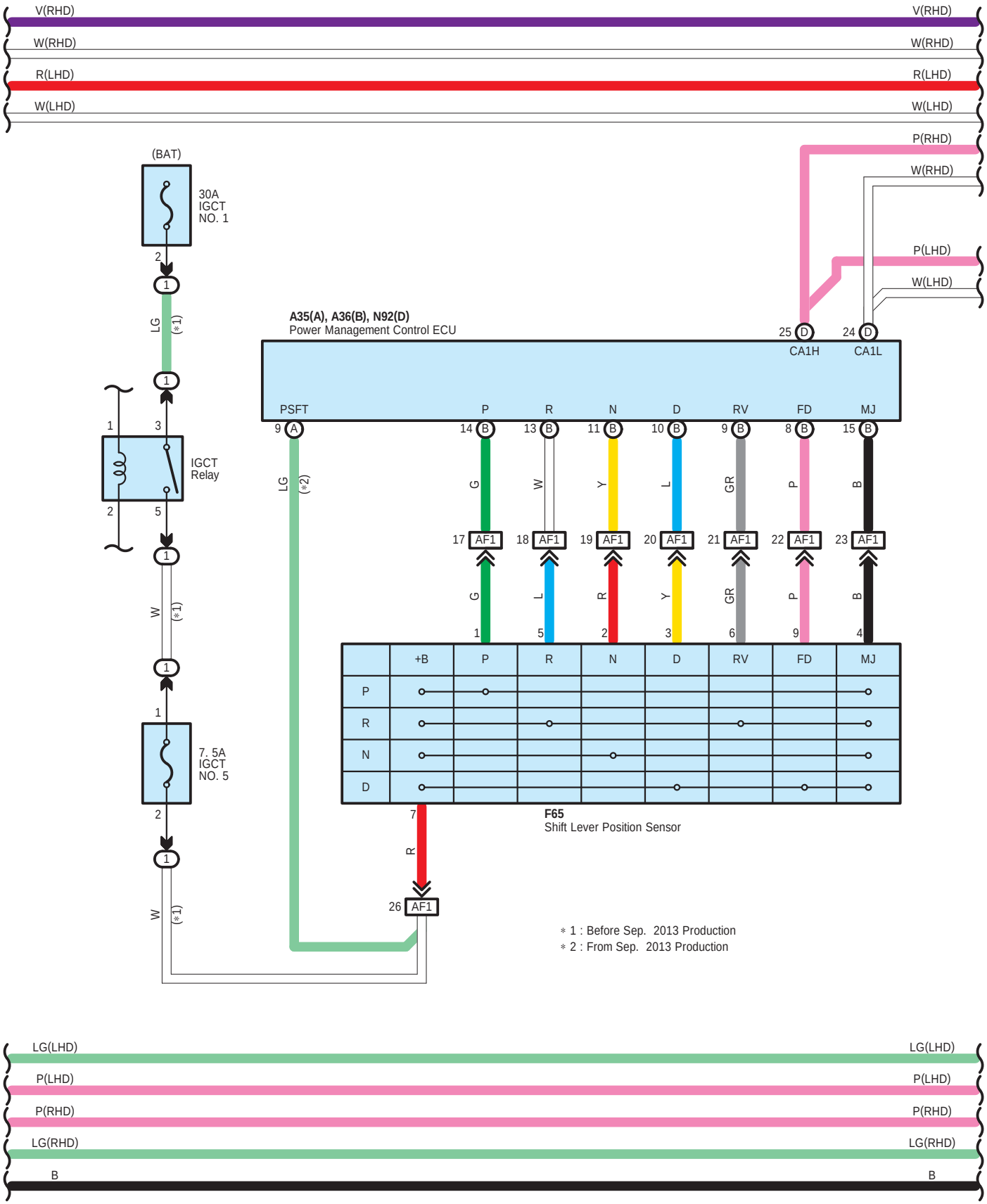
V(RHD)
W(RHD)
R(LHD)
W(LHD)
P(RHD)
W(RHD)
P(LHD)
W(LHD)
(BAT)
30A
IGCT
NO. 1
LG
(*1)
IGCT
Relay
W
(*1)
7. 5A
IGCT
NO. 5
W
(*1)
A35(A), A36(B), N92(D)
Power Management Control ECU
25 D
CA1H
24 D
CA1L
PSFT
9 A
LG
(*2)
P
14 B
G
17 AF1
G
1
R
13 B
W
18 AF1
L
5
N
11 B
Y
19 AF1
R
2
D
10 B
L
20 AF1
Y
3
RV
9 B
GR
21 AF1
GR
6
FD
8 B
P
22 AF1
P
9
MJ
15 B
B
23 AF1
B
4
+B
P
R
N
D
RV
FD
MJ
7
R
26 AF1
F65
Shift Lever Position Sensor
* 1 : Before Sep. 2013 Production
* 2 : From Sep. 2013 Production
LG(LHD)
P(LHD)
P(RHD)
LG(RHD)
B

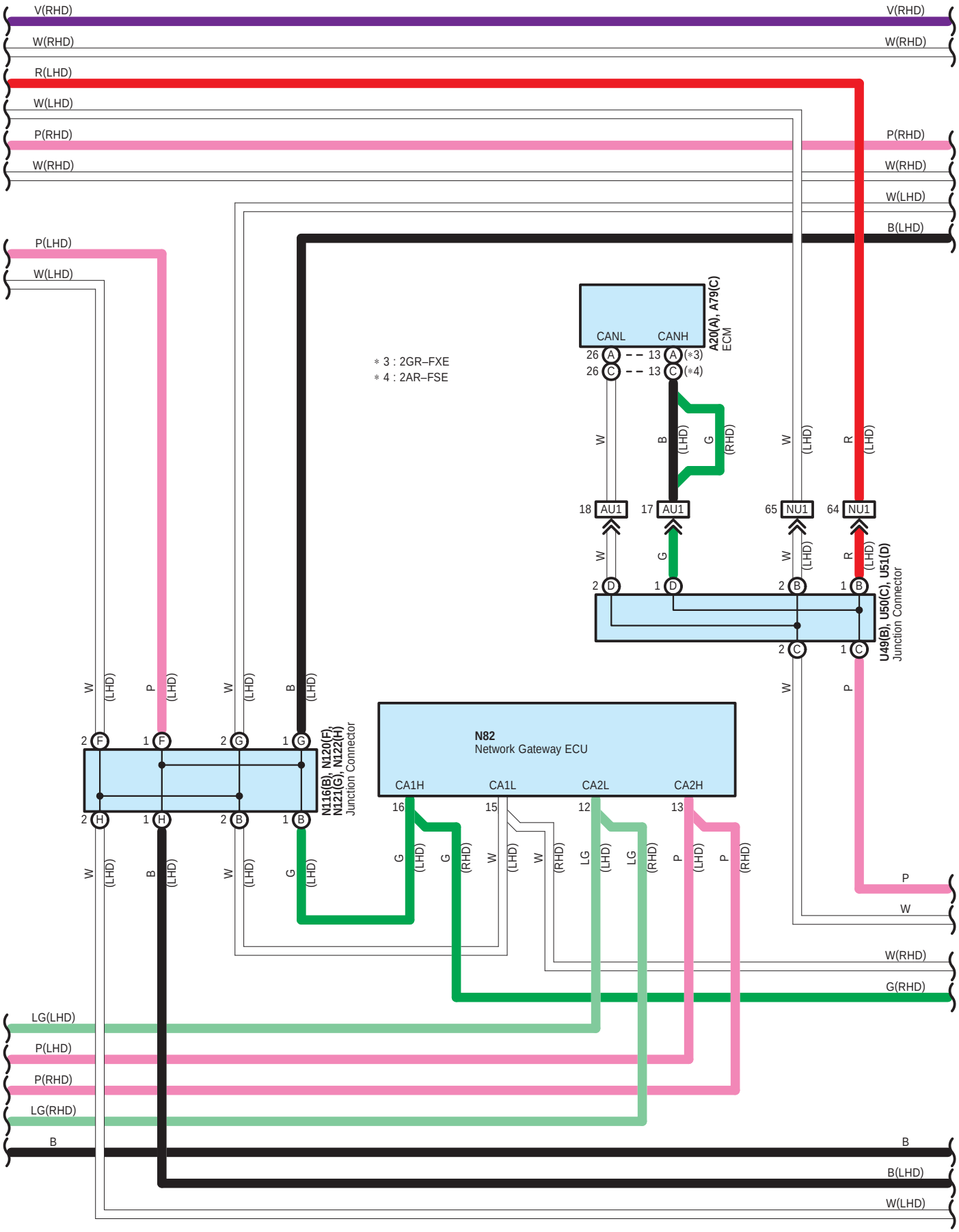
V(RHD)
W(RHD)
R(LHD)
W(LHD)
P(RHD)
W(RHD)
W(LHD)
B(LHD)
P(LHD)
W(LHD)
A20(A), A79(C)
ECM
CANL
CANH
26 A
26 C
13 A (*3)
13 C (*4)
* 3 : 2GR–FXE
* 4 : 2AR–FSE
W
B (LHD)
G (RHD)
W (LHD)
R (LHD)
18 AU1
17 AU1
65 NU1
64 NU1
W
G
W (LHD)
R (LHD)
2 D
1 D
2 B
1 B
2 C
1 C
U49(B), U50(C), U51(D)
Junction Connector
W (LHD)
P (LHD)
W (LHD)
B (LHD)
2 F
1 F
2 G
1 G
2 H
1 H
2 B
1 B
N116(B), N120(F),
N121(G), N122(H)
Junction Connector
N82
Network Gateway ECU
CA1H
CA1L
CA2L
CA2H
16
15
12
13
G (LHD)
G (RHD)
W (LHD)
W (RHD)
LG (LHD)
LG (RHD)
P (LHD)
P (RHD)
W (LHD)
B (LHD)
W (LHD)
G (LHD)
P
W
W(RHD)
G(RHD)
LG(LHD)
P(LHD)
P(RHD)
LG(RHD)
B
B
B(LHD)
W(LHD)

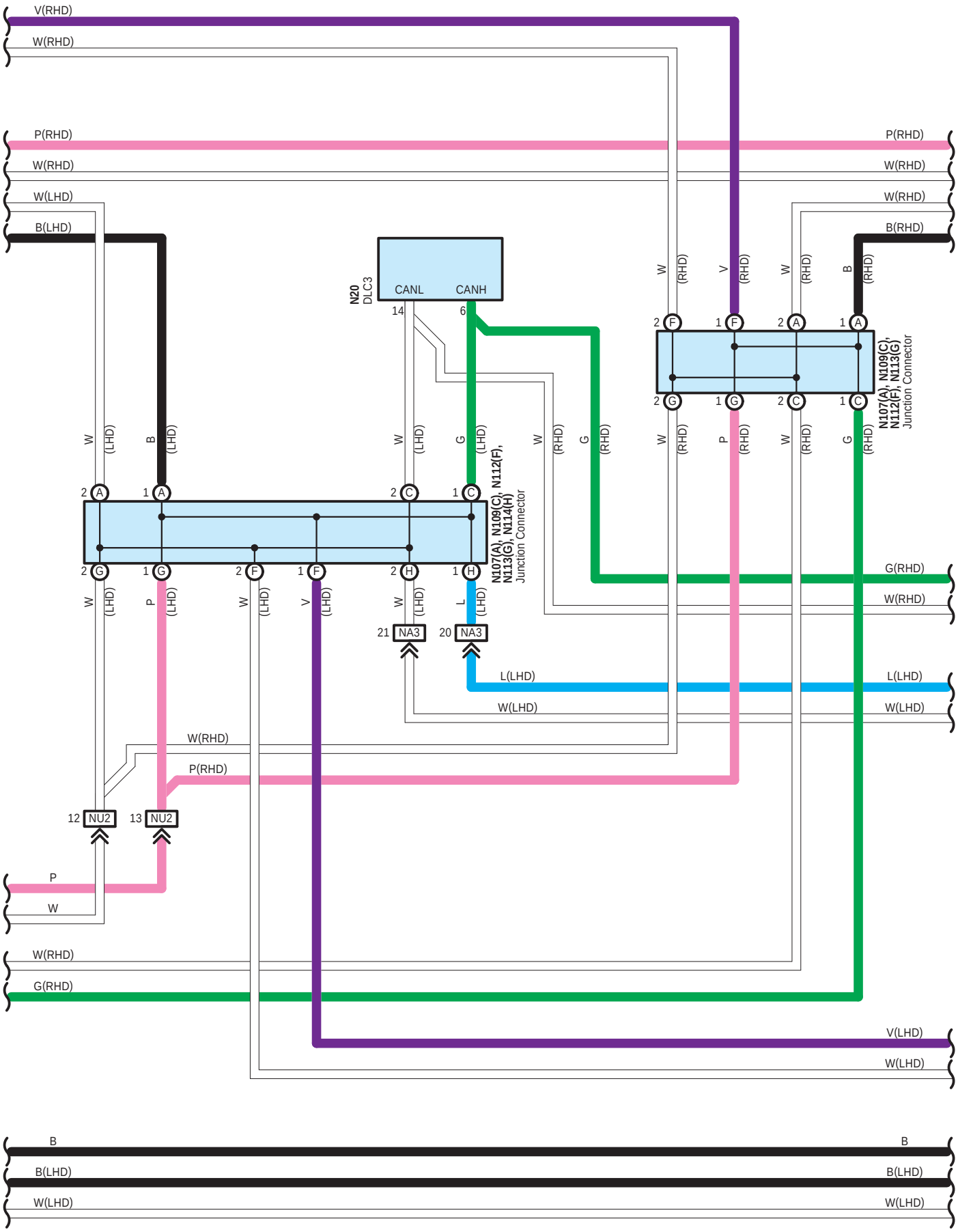
V(RHD)
W(RHD)
P(RHD)
W(RHD)
W(LHD)
B(LHD)
N20
DLC3
CANL
CANH
14
6
N107(A), N109(C), N112(F), N113(G), N114(H)
Junction Connector
N107(A), N109(C), N112(F), N113(G)
Junction Connector
G(RHD)
W(RHD)
L(LHD)
W(LHD)
21 NA3
20 NA3
12 NU2
13 NU2
P
W
V(LHD)
B
B(LHD)

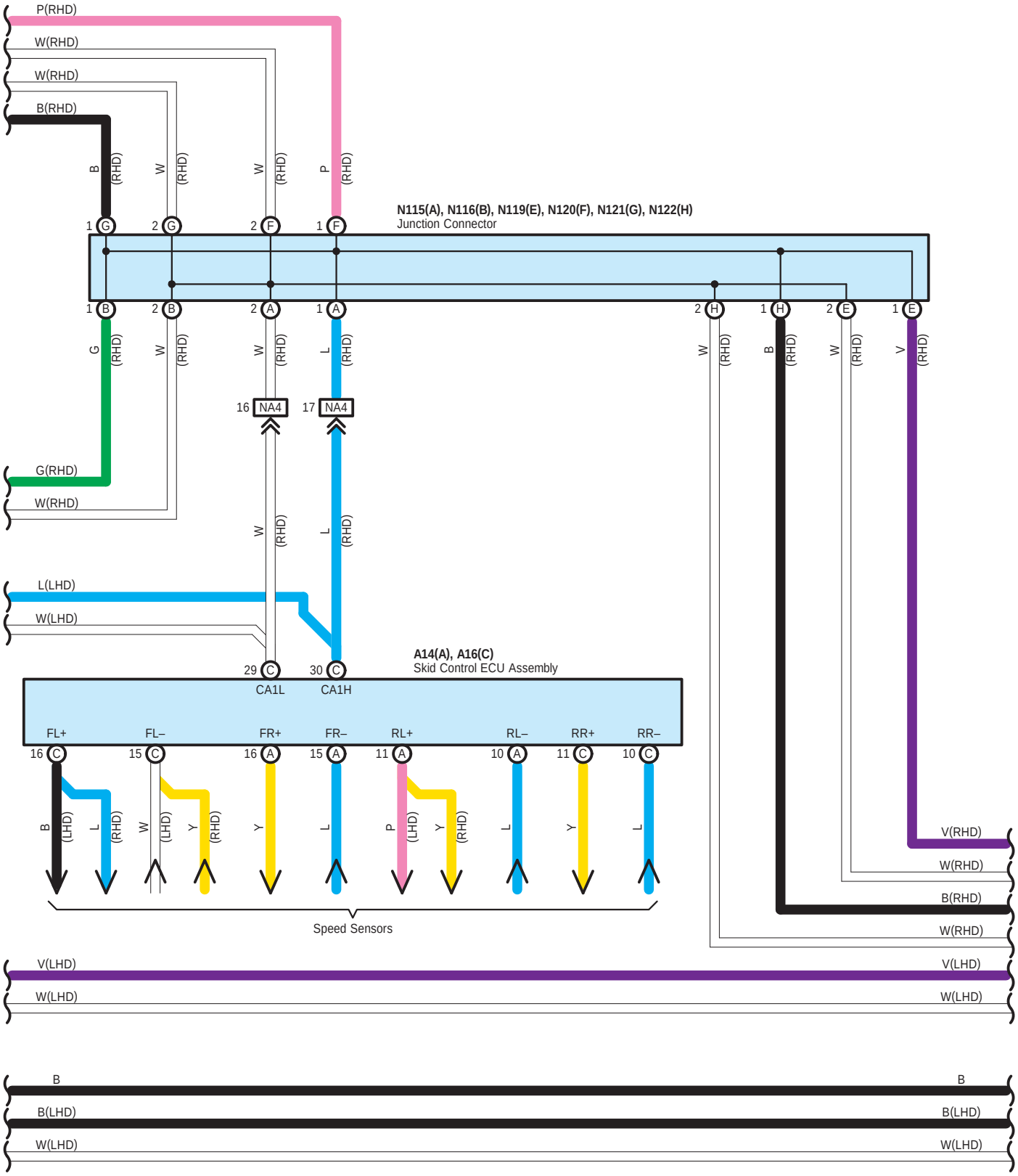
P(RHD)
W(RHD)
W(RHD)
B(RHD)
N115(A), N116(B), N119(E), N120(F), N121(G), N122(H)
Junction Connector
NA4
NA4
G(RHD)
W(RHD)
L(LHD)
W(LHD)
A14(A), A16(C)
Skid Control ECU Assembly
CA1L
CA1H
FL+
FL–
FR+
FR–
RL+
RL–
RR+
RR–
Speed Sensors
V(RHD)
W(RHD)
B(RHD)
W(RHD)
V(LHD)
W(LHD)
V(LHD)
W(LHD)
B
B
B(LHD)
B(LHD)
W(LHD)
W(LHD)

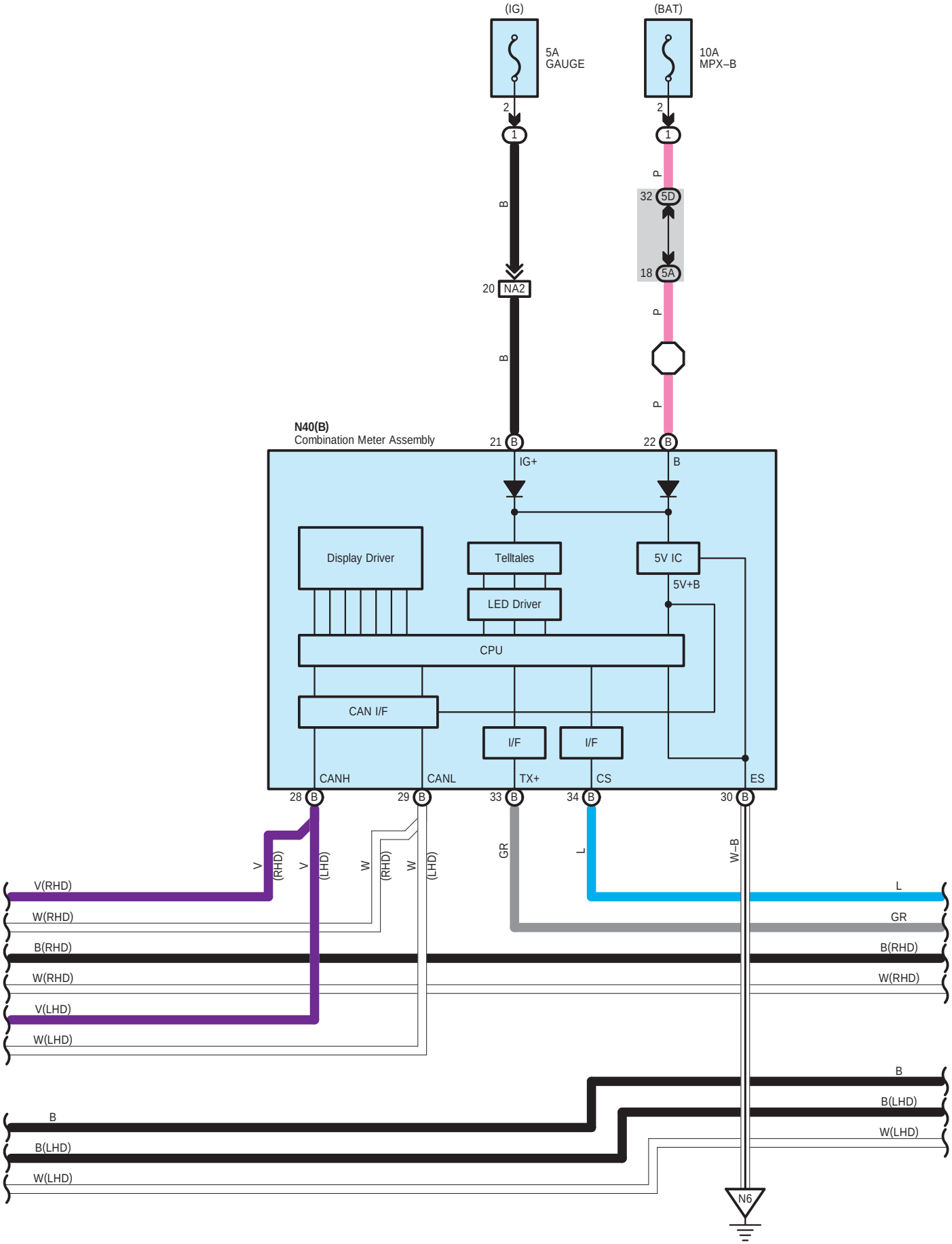
(IG)
5A
GAUGE
(BAT)
10A
MPX–B
2
1
B
20
NA2
P
32
5D
18
5A
N40(B)
Combination Meter Assembly
21
22
IG+
B
Display Driver
Telltales
5V IC
5V+B
LED Driver
CPU
CAN I/F
I/F
I/F
CANH
CANL
TX+
CS
ES
28
29
33
34
30
V
(RHD)
(LHD)
W
GR
L
W–B
V(RHD)
W(RHD)
B(RHD)
W(RHD)
V(LHD)
W(LHD)
B
B(LHD)
W(LHD)
N6

∗ 1 : Before Sep. 2013 Production
∗ 2 : From Sep. 2013 Production
∗ 8 : From Sep. 2013 Production until Sep. 2014 Production
∗ 9 : Before Sep. 2014 Production
∗10 : From Sep. 2014 Production

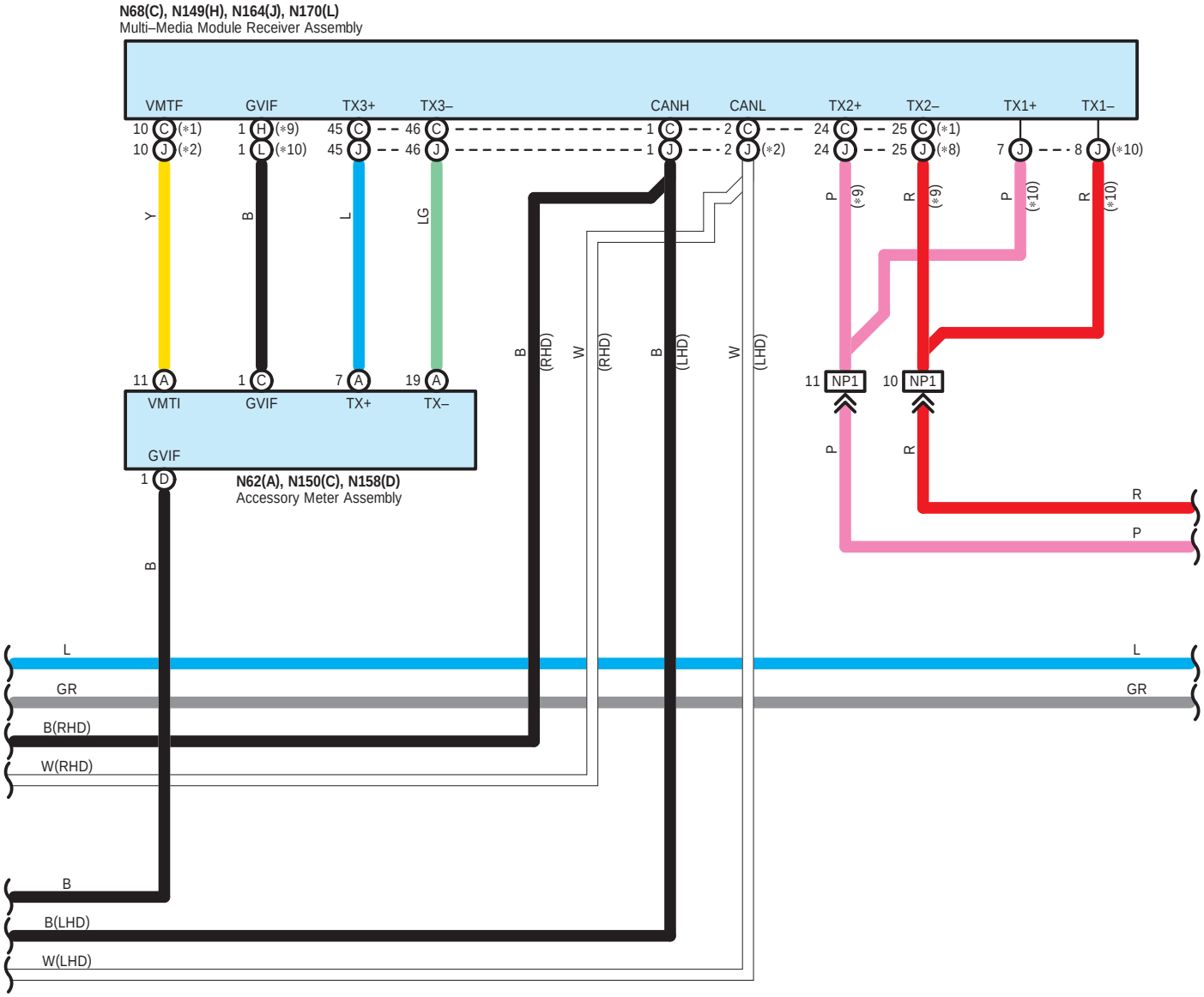

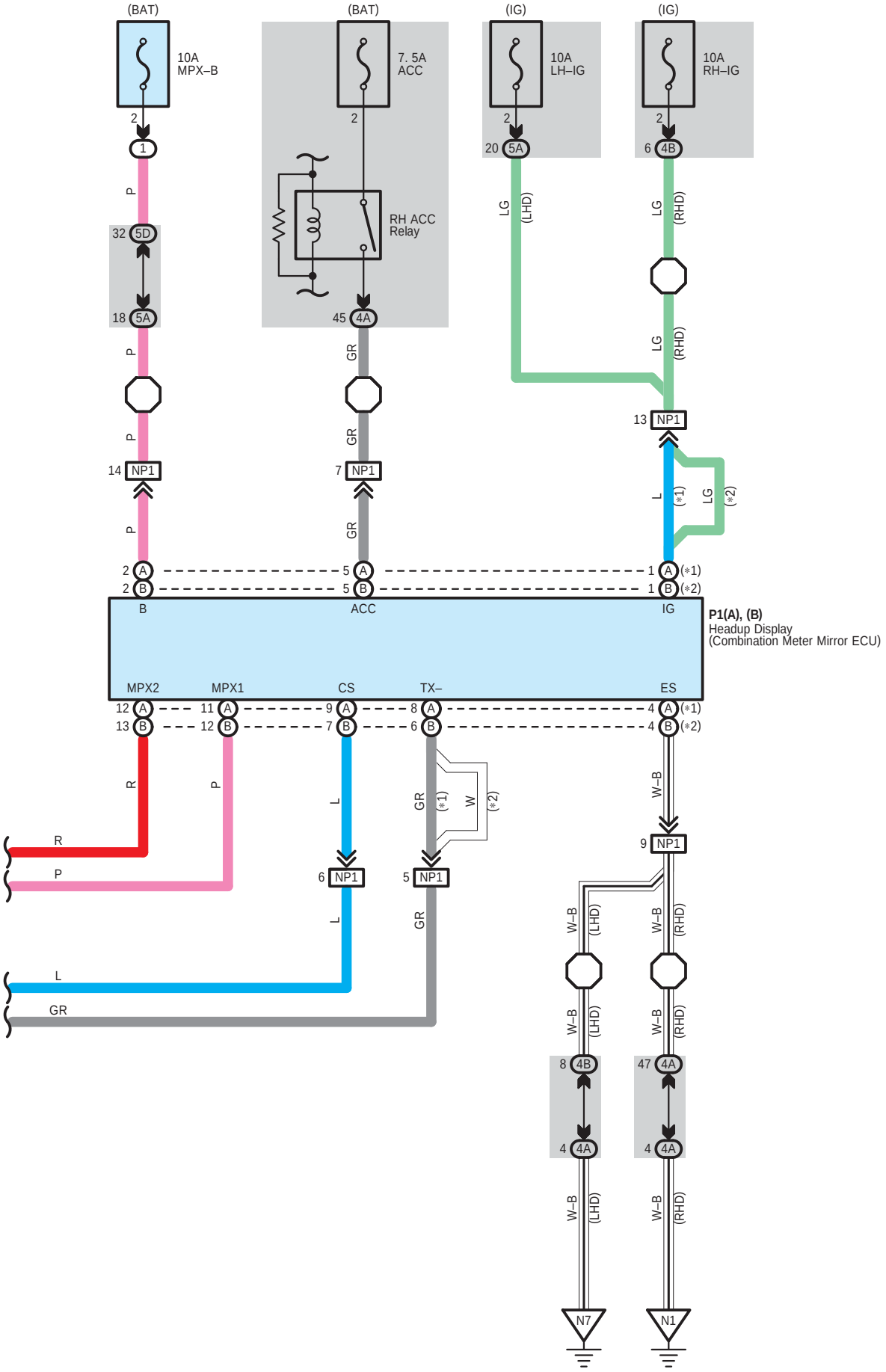
(BAT)
10A
MPX–B
(BAT)
7. 5A
ACC
RH ACC
Relay
(IG)
10A
LH–IG
(IG)
10A
RH–IG
32 5D
18 5A
45 4A
20 5A
6 4B
13 NP1
14 NP1
7 NP1
P1(A), (B)
Headup Display
(Combination Meter Mirror ECU)
B
ACC
IG
MPX2
MPX1
CS
TX–
ES
6 NP1
5 NP1
9 NP1
8 4B
47 4A
4 4A
N7
N1

A 9
Black



A 14
Black

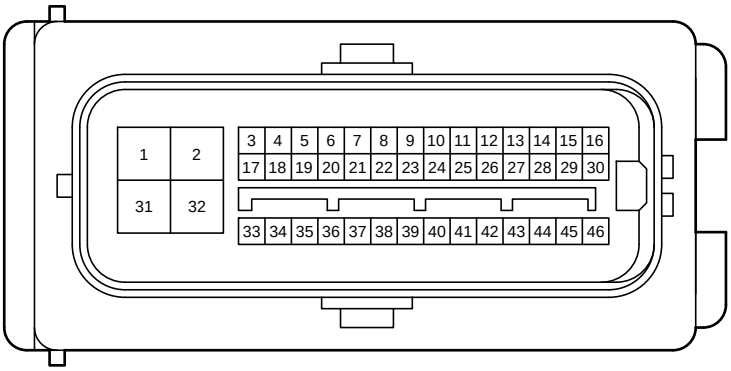

A 16
Gray

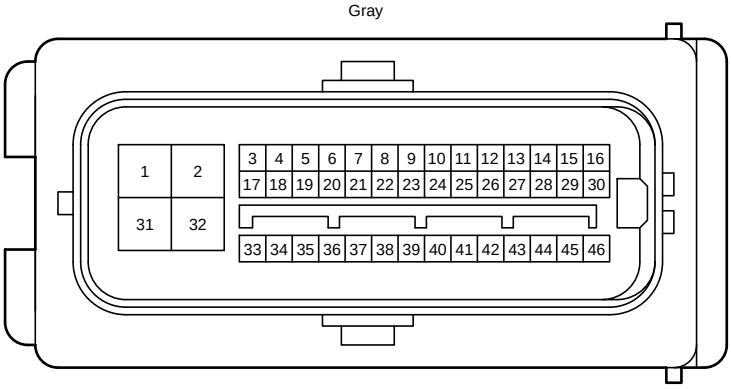

A 20
Black

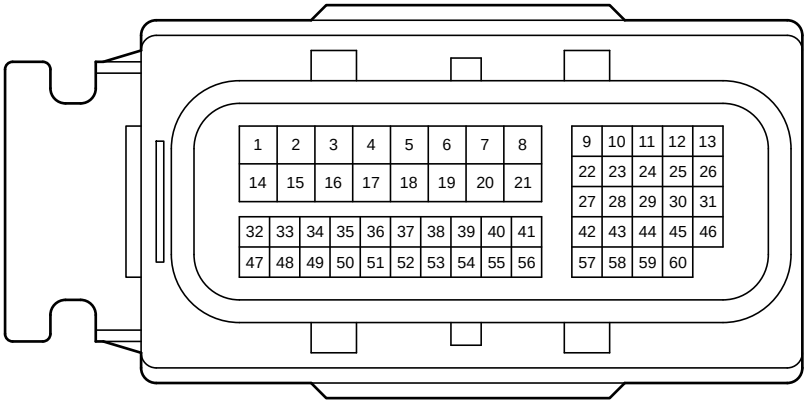

A 23
Black

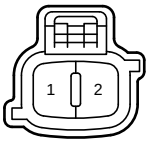

A 35
Gray

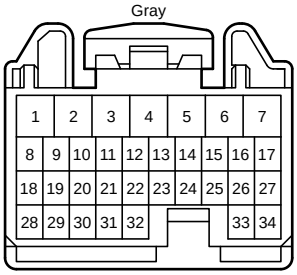

A 36
Gray

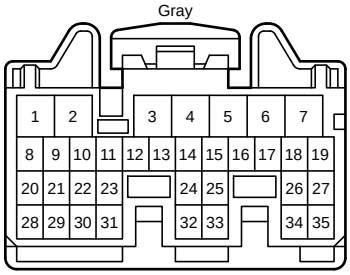

A 52
Black

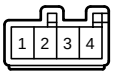

A 56
Blue

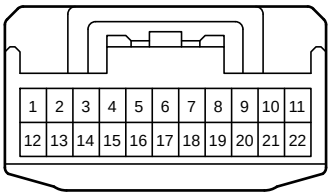

A 58
Black

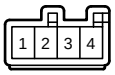

A 59
Black

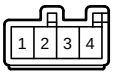

A 79
Black

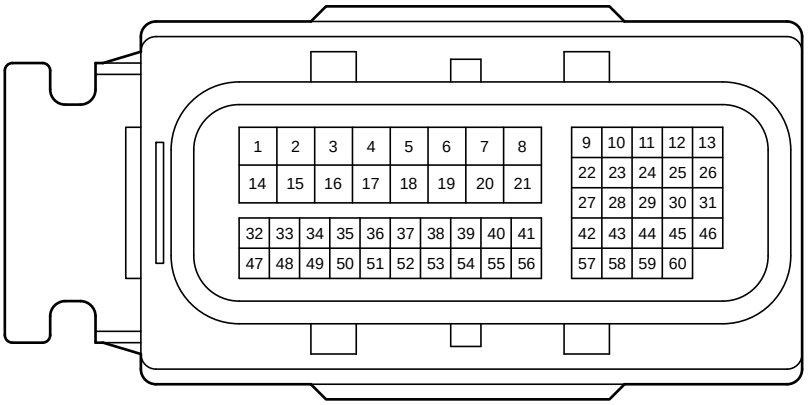

B 2
Black

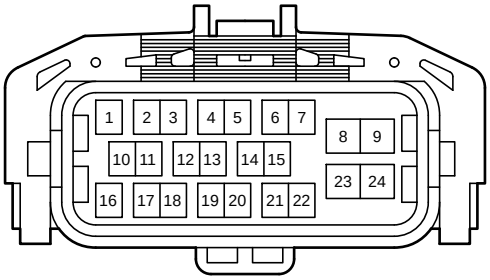

B 5
Black

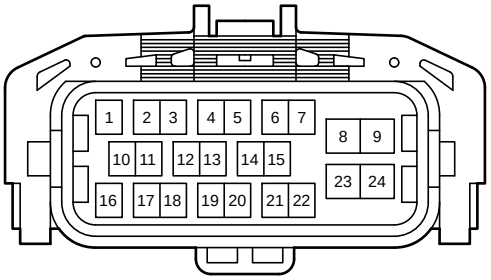

F 65
Gray

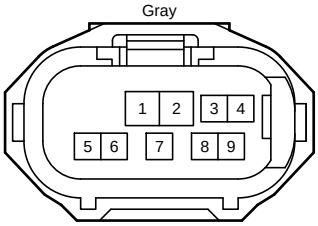

N 5
White

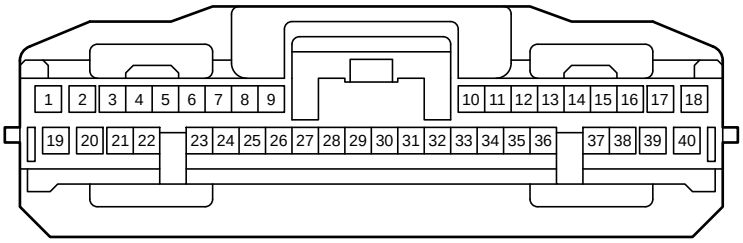

N 12
White

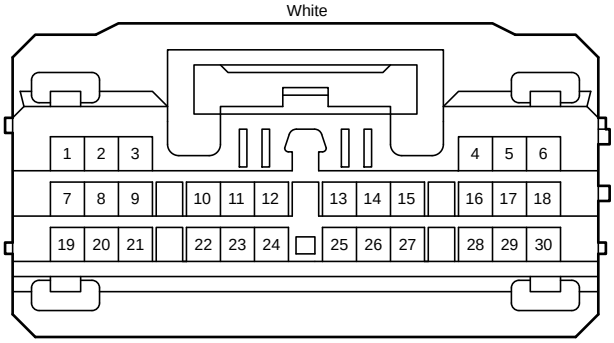

N 13
White

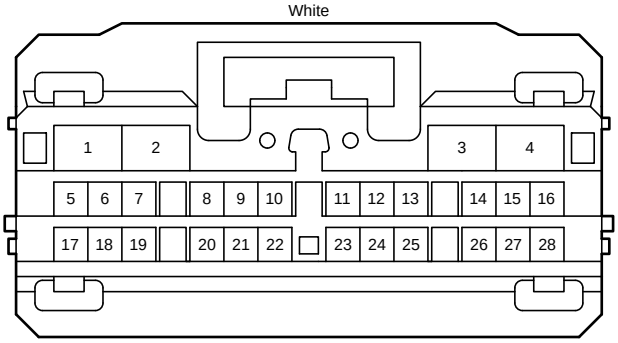

N 20
Black

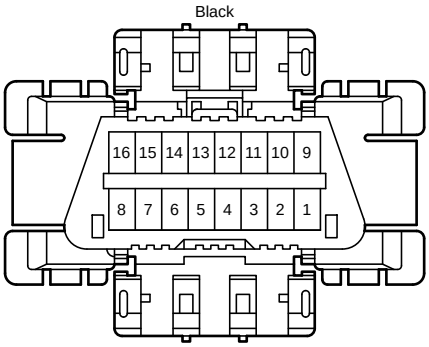

N 28
Black

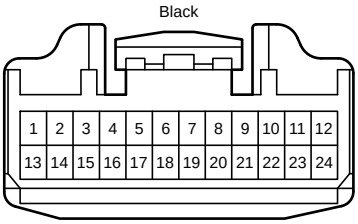

N 35
White

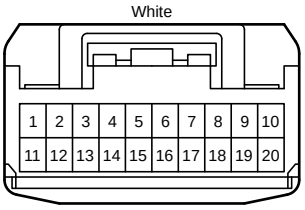

N 36
White

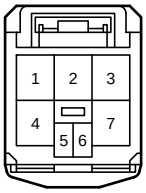

N 40
Black

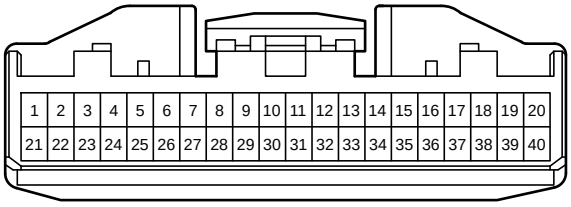

N 42
Black

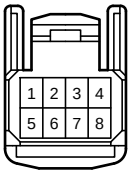

N 62
Black

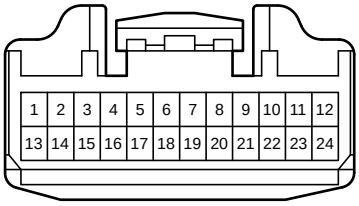

N 68
White

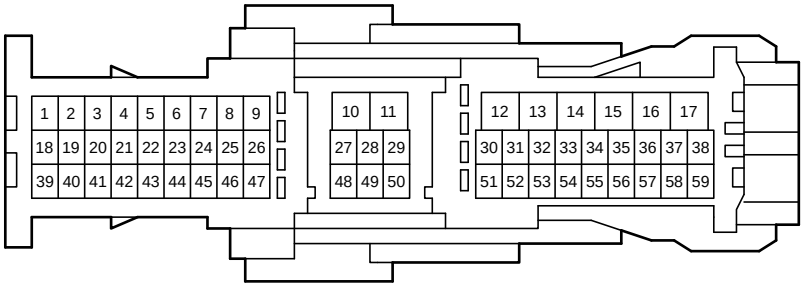

N 82
White

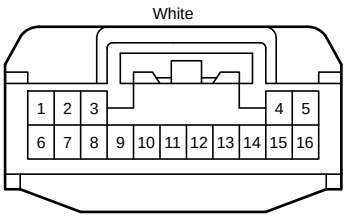

N 92
Gray

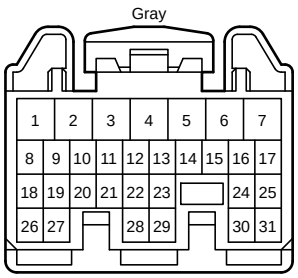

N107
White

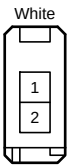

N109
White

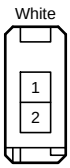

N112
White

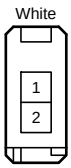

N113
White

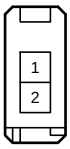

N114
White

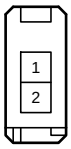

N115
White

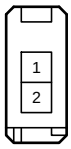

N116
White

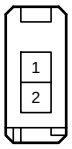

N119
White

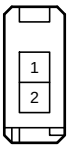

N120
White

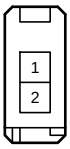

N121
White

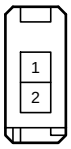

N122
White

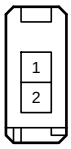

N131
Gray

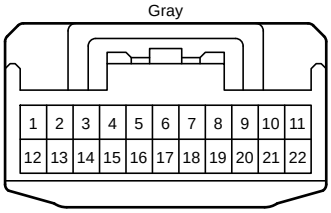

N132
Black

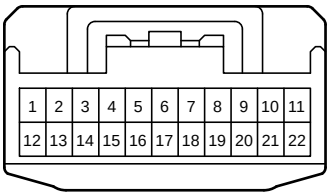

N134
Black

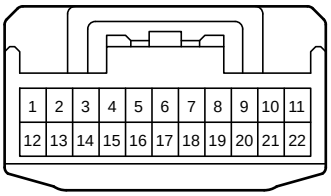

N149
Blue

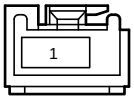

N150
Blue

N158
White

N164
White

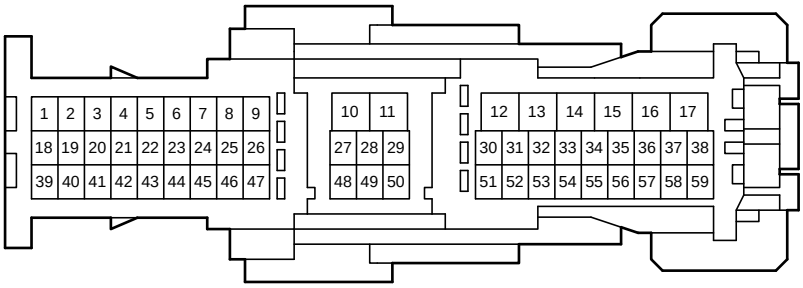

N165
Black

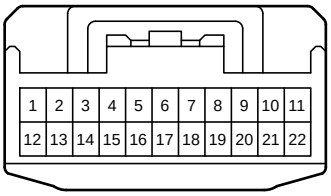

N170
Green

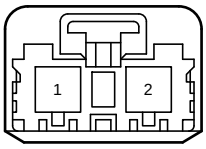

O 1
Blue

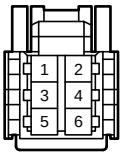

P 1
White

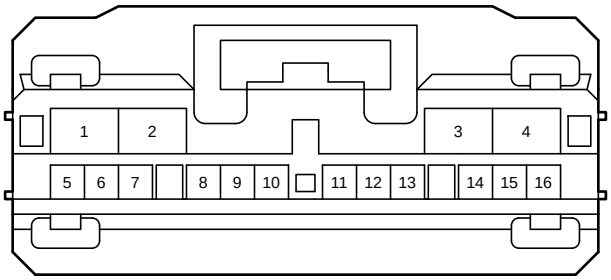

T 34
White

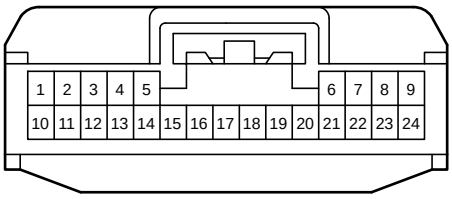

T 44
Blue

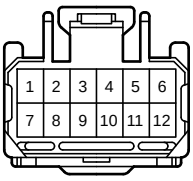

T 45
Blue



T 46
Black

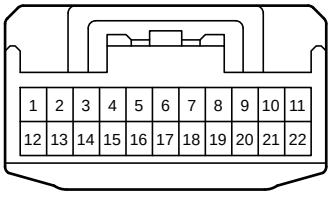

T 50
Blue

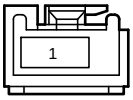

U 49
White

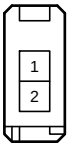

U 50
White

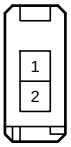

U 51
White

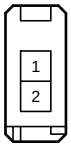

Y 10
Black

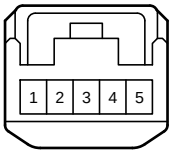

4A
White

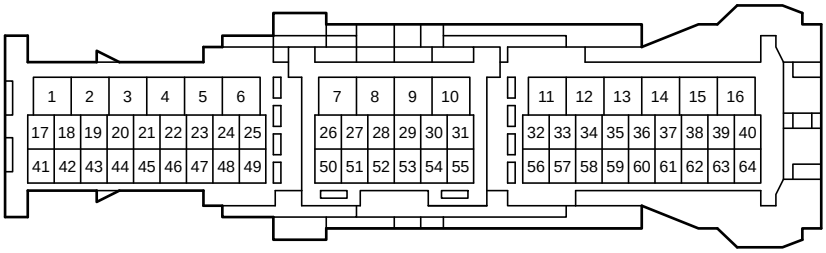

4B
White

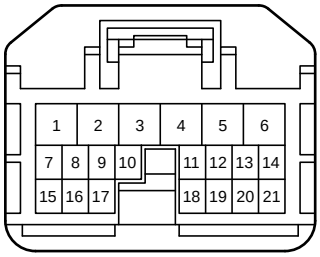

4C
White

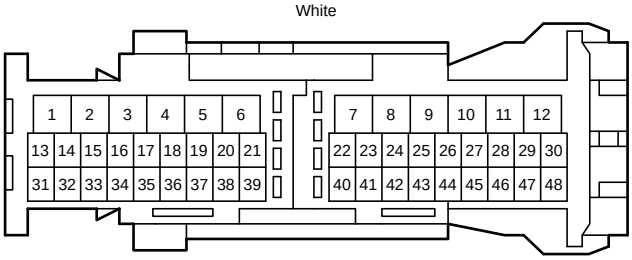

4D
White

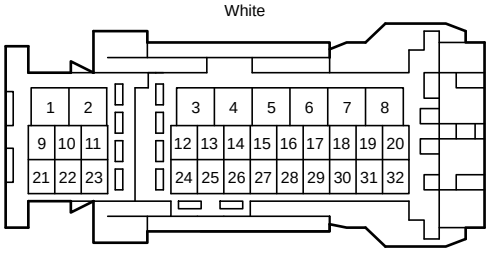

5A
White

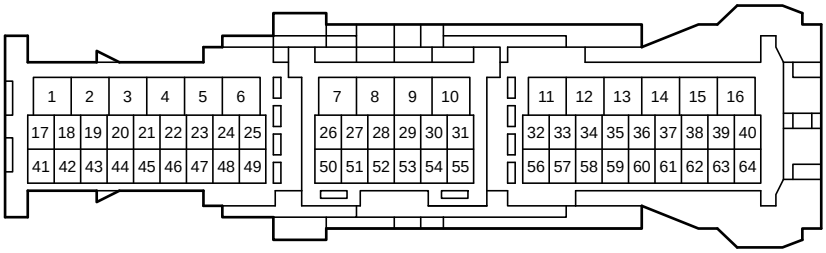

5B
White

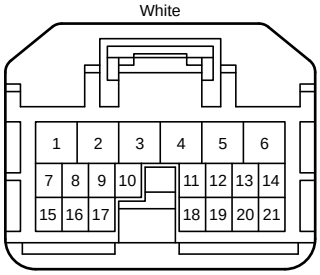

5D
White

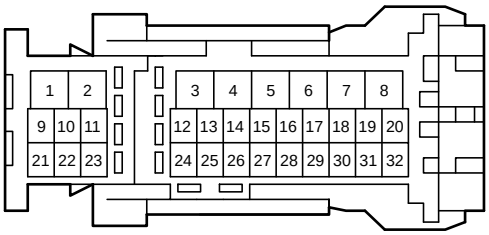

AF1
White

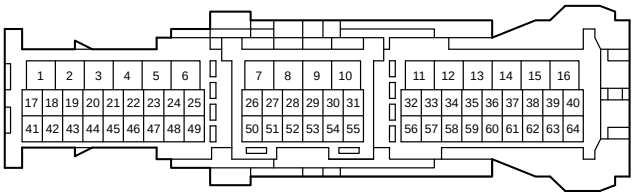

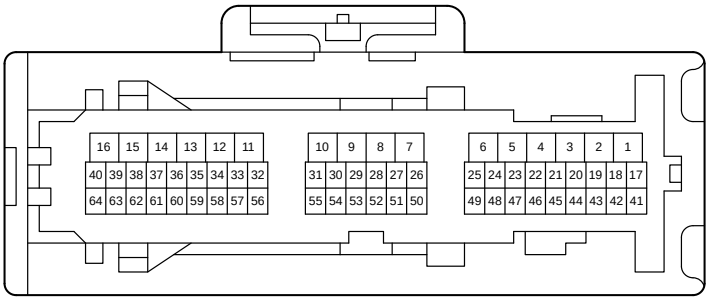

AT1
White

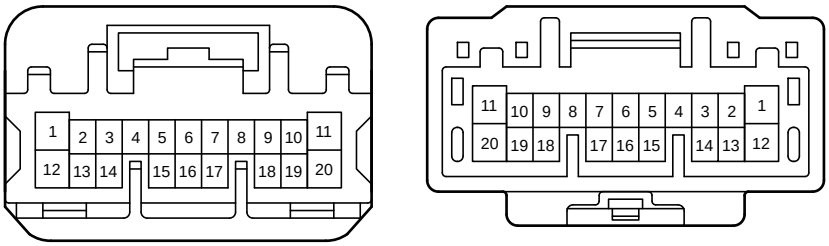

AU1
White

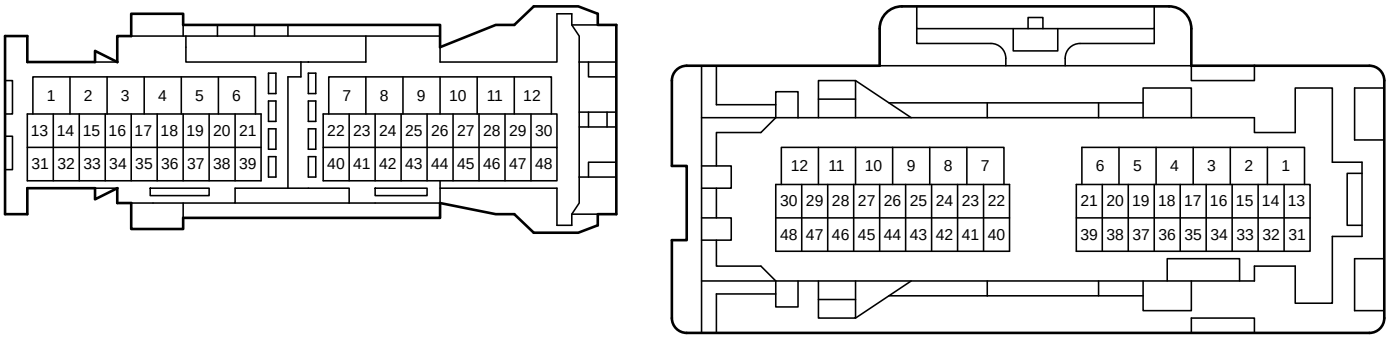

BA2
White

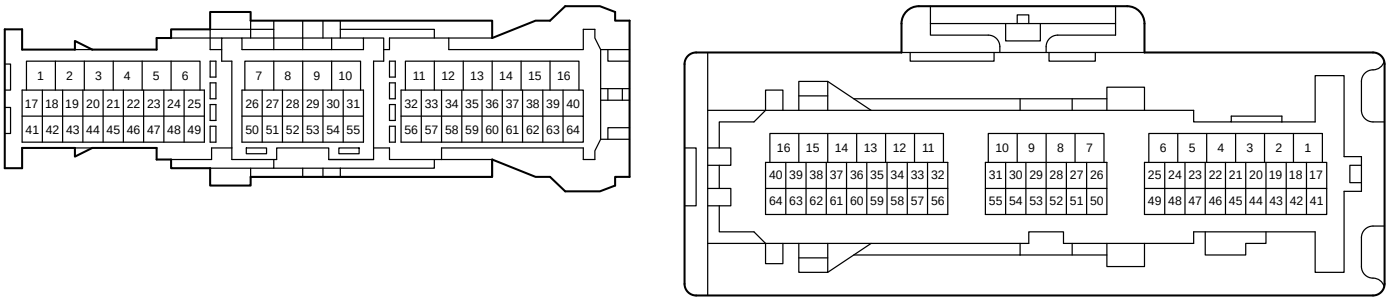

NA1
White

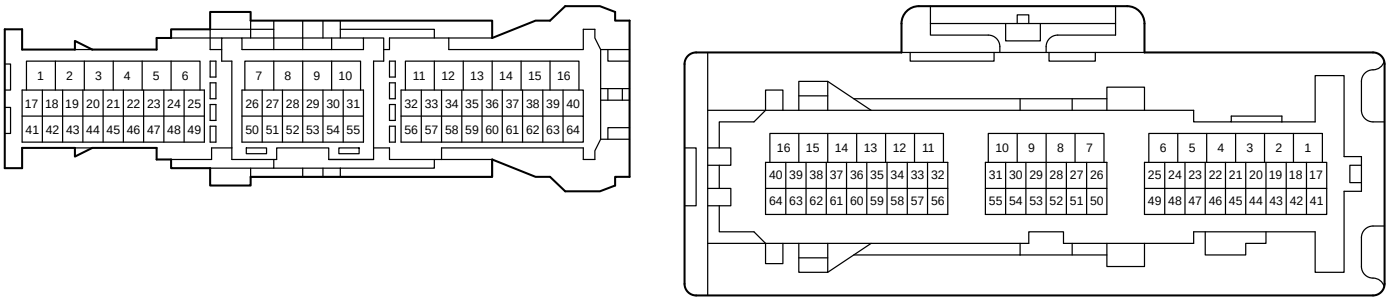

NA2
White

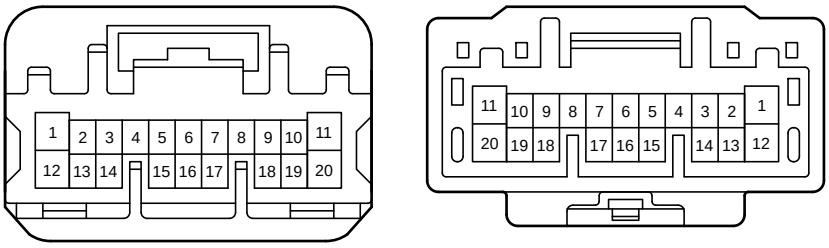

NA3
White

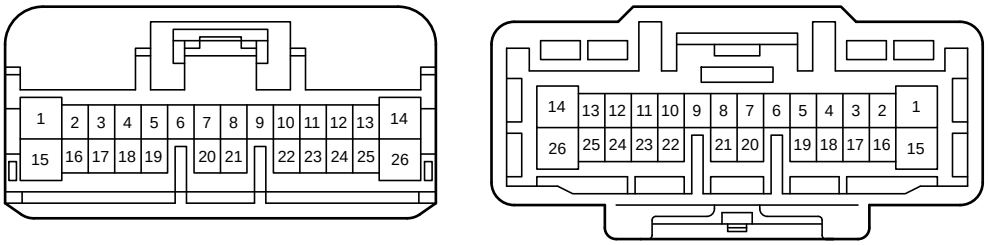

NA4
Gray

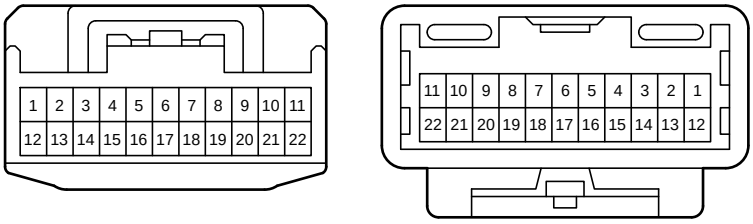

NN1
White

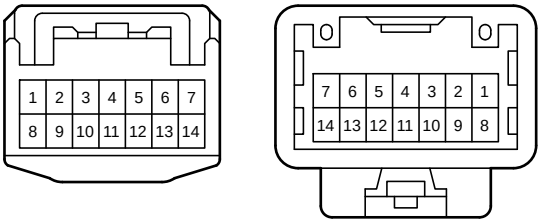

NO1
White

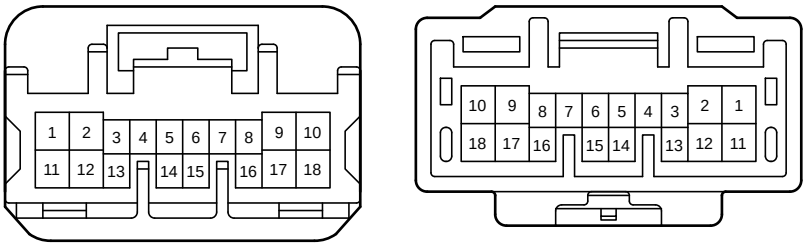

NP1
White

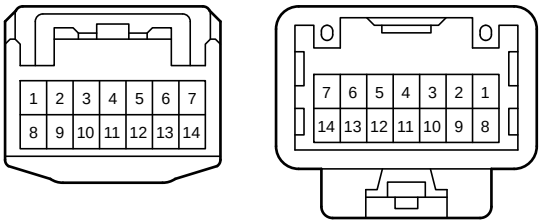

NT1
White

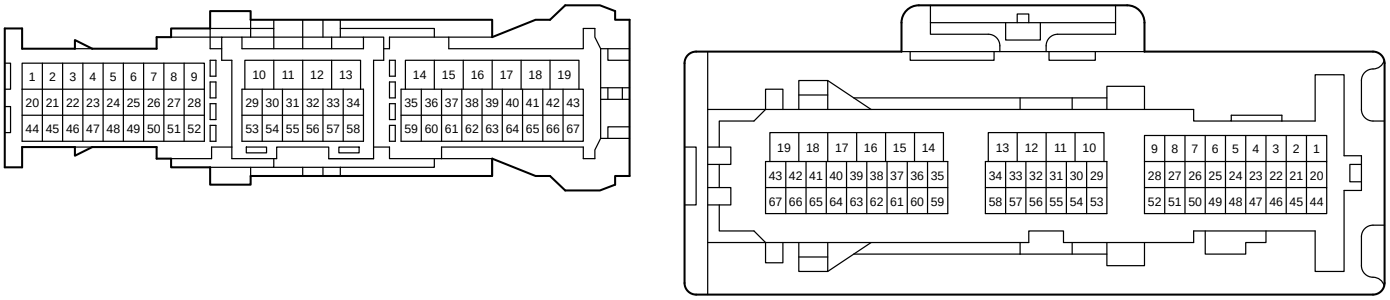

NU1
White

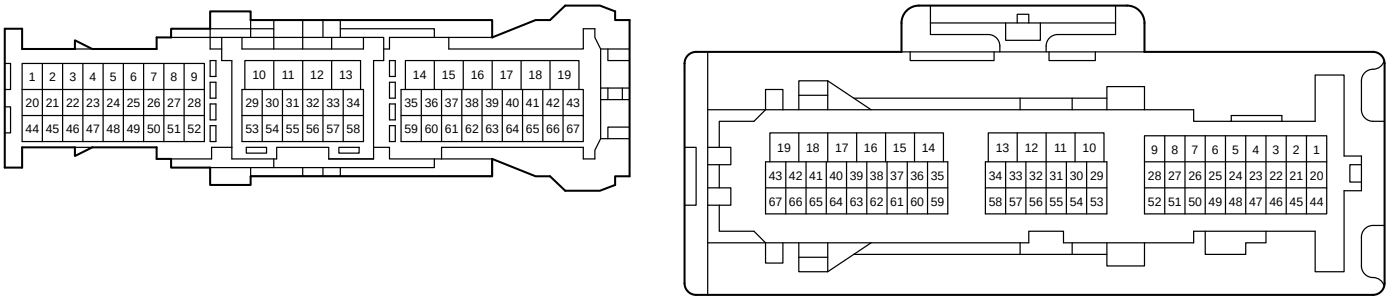

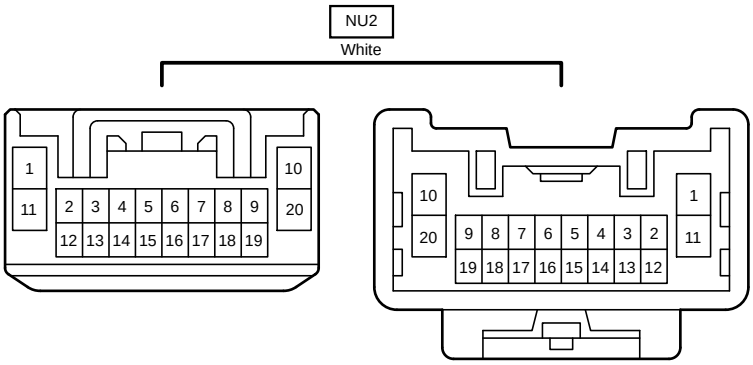
NU2
White
1
10
11
2 3 4 5 6 7 8 9
20
12 13 14 15 16 17 18 19
10
1
20
9 8 7 6 5 4 3 2
11
19 18 17 16 15 14 13 12

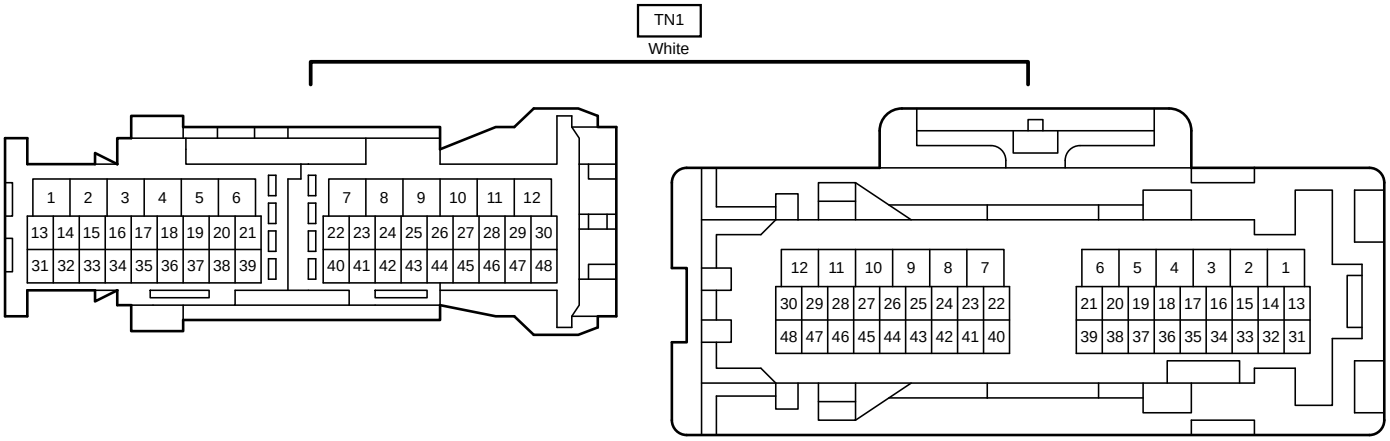
TN1
White
1 2 3 4 5 6
7 8 9 10 11 12
13 14 15 16 17 18 19 20 21
22 23 24 25 26 27 28 29 30
31 32 33 34 35 36 37 38 39
40 41 42 43 44 45 46 47 48
12 11 10 9 8 7
6 5 4 3 2 1
30 29 28 27 26 25 24 23 22
21 20 19 18 17 16 15 14 13
48 47 46 45 44 43 42 41 40
39 38 37 36 35 34 33 32 31

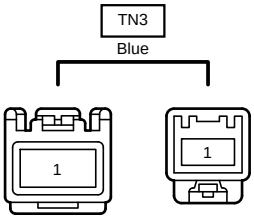
TN3
Blue
1
1

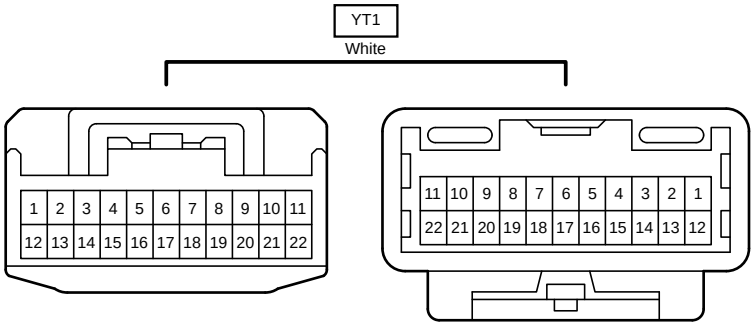
YT1
White
1 2 3 4 5 6 7 8 9 10 11
12 13 14 15 16 17 18 19 20 21 22
11 10 9 8 7 6 5 4 3 2 1
22 21 20 19 18 17 16 15 14 13 12