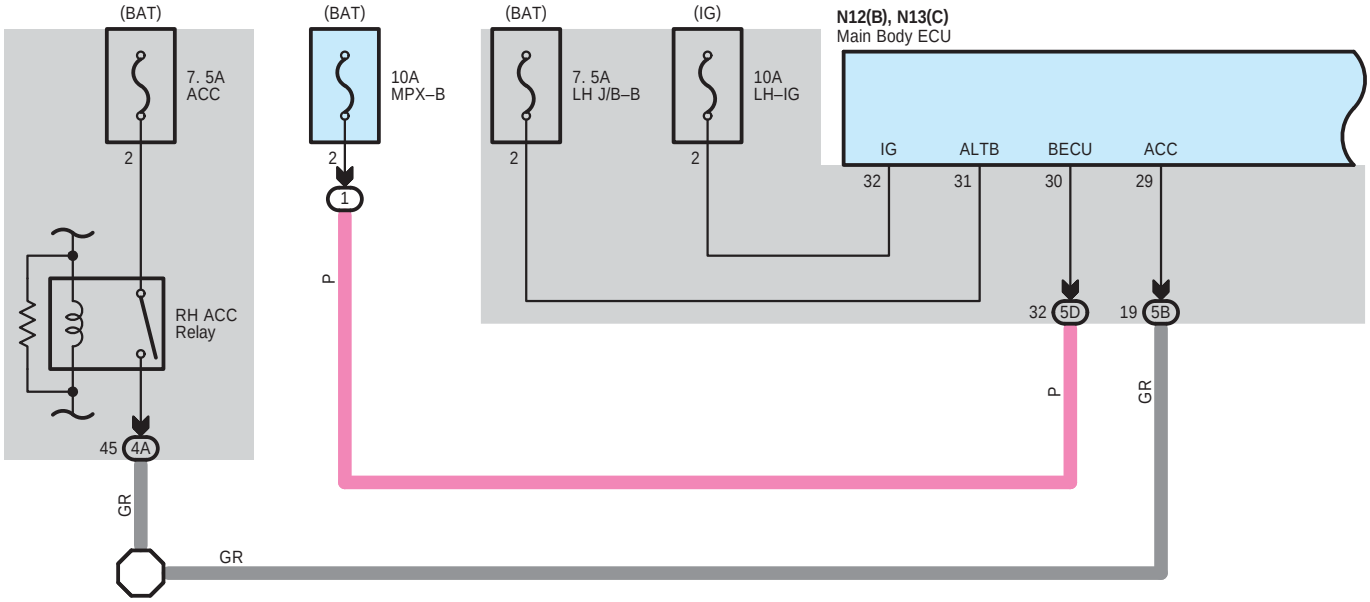
(BAT)
7. 5A
ACC
2
RH ACC
Relay
45
4A
GR
(BAT)
10A
MPX–B
2
1
P
(BAT)
7. 5A
LH J/B–B
2
(IG)
10A
LH–IG
2
N12(B), N13(C)
Main Body ECU
IG
ALTB
BECU
ACC
32
31
30
29
32
5D
19
5B
P
GR
GR

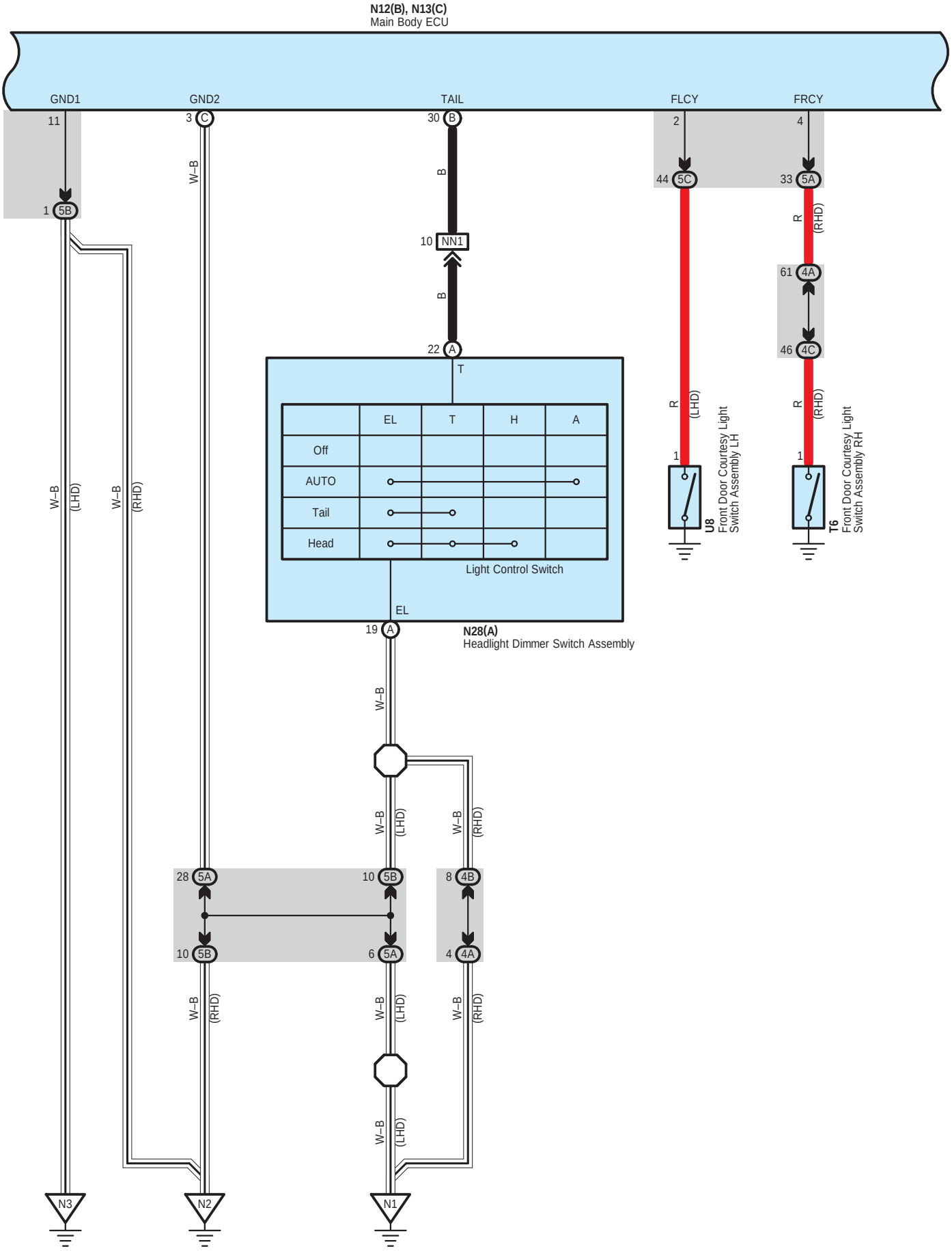
N12(B), N13(C)
Main Body ECU
GND1
GND2
TAIL
FLCY
FRCY
11
1 5B
3 C
W–B
30 B
B
10 NN1
B
22 A
T
2
44 5C
4
33 5A
R (RHD)
61 4A
46 4C
R (LHD)
1
U8
Front Door Courtesy Light Switch Assembly LH
R (RHD)
1
T6
Front Door Courtesy Light Switch Assembly RH
EL T H A
Off
AUTO
Tail
Head
Light Control Switch
EL
19 A
N28(A)
Headlight Dimmer Switch Assembly
W–B (LHD)
W–B (RHD)
W–B
W–B (LHD)
W–B (RHD)
28 5A
10 5B
8 4B
10 5B
6 5A
4 4A
W–B (RHD)
W–B (LHD)
W–B (RHD)
W–B (LHD)
N3
N2
N1

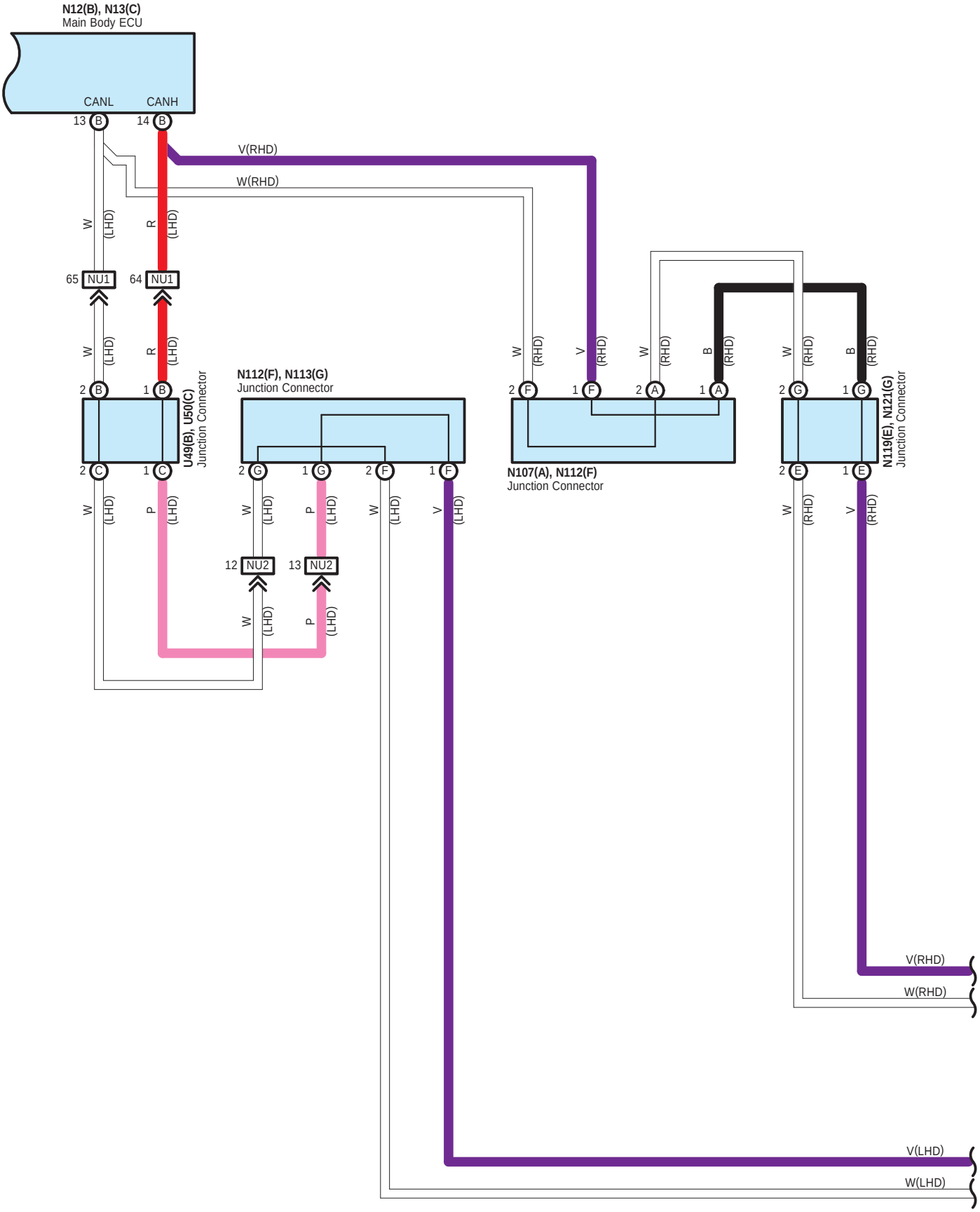
N12(B), N13(C)
Main Body ECU
CANL
CANH
13 B
14 B
V(RHD)
W(RHD)
W (LHD)
R (LHD)
65 NU1
64 NU1
W (LHD)
R (LHD)
2 B
1 B
U49(B), U50(C)
Junction Connector
2 C
1 C
W (LHD)
P (LHD)
N112(F), N113(G)
Junction Connector
2 G
1 G
2 F
1 F
W (LHD)
P (LHD)
W (LHD)
V (LHD)
12 NU2
13 NU2
W (LHD)
P (LHD)
W (RHD)
V (RHD)
W (RHD)
B (RHD)
2 F
1 F
2 A
1 A
N107(A), N112(F)
Junction Connector
W (RHD)
B (RHD)
2 G
1 G
N119(E), N121(G)
Junction Connector
2 E
1 E
W (RHD)
V (RHD)
V(RHD)
W(RHD)
V(LHD)
W(LHD)

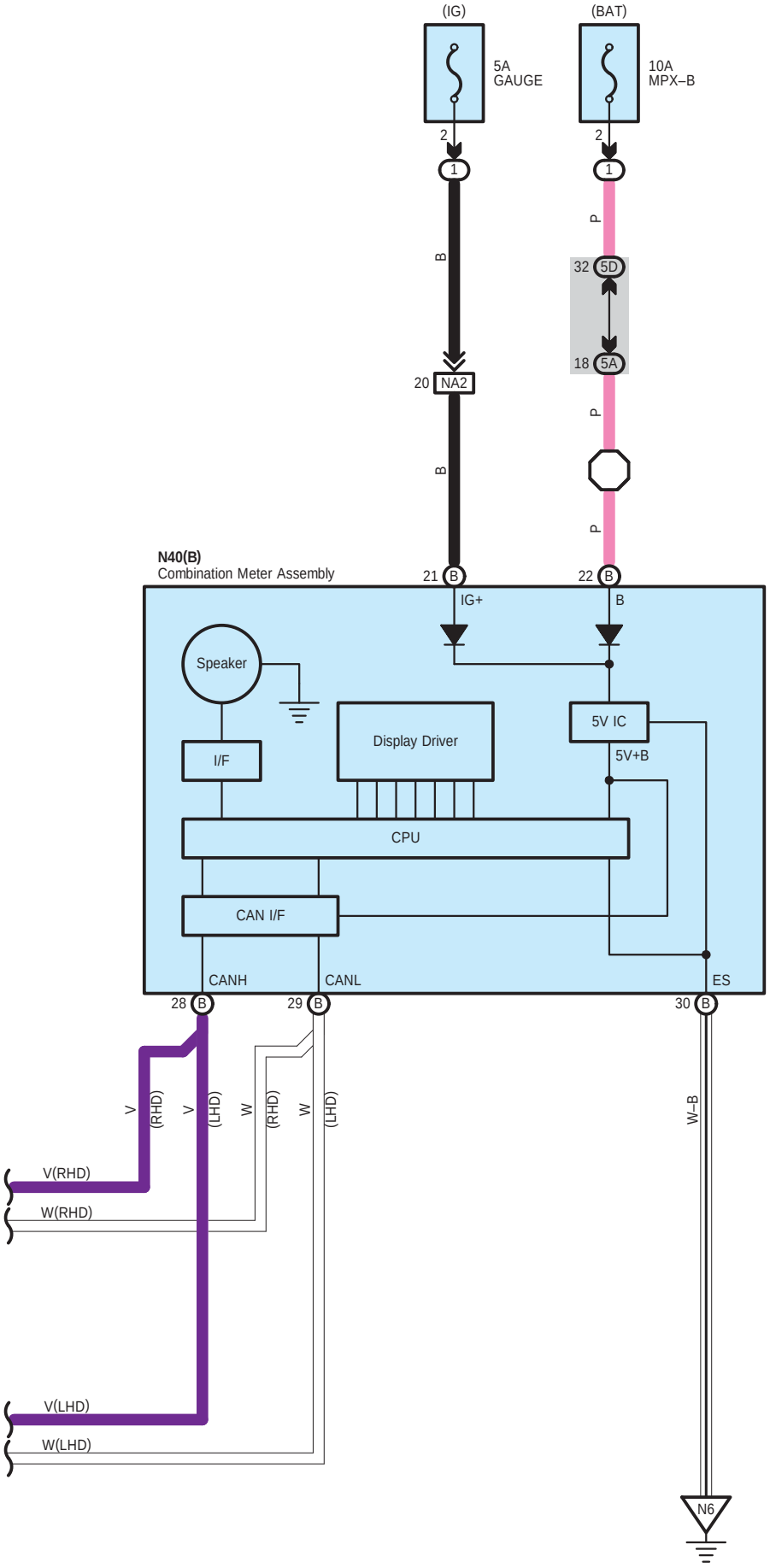
(IG)
(BAT)
5A
GAUGE
10A
MPX–B
2
1
B
P
32
5D
18
5A
20
NA2
N40(B)
Combination Meter Assembly
21
22
IG+
B
Speaker
I/F
Display Driver
5V IC
5V+B
CPU
CAN I/F
CANH
CANL
ES
28
29
30
V
(RHD)
(LHD)
W
W–B
V(RHD)
W(RHD)
V(LHD)
W(LHD)
N6

N 12
White

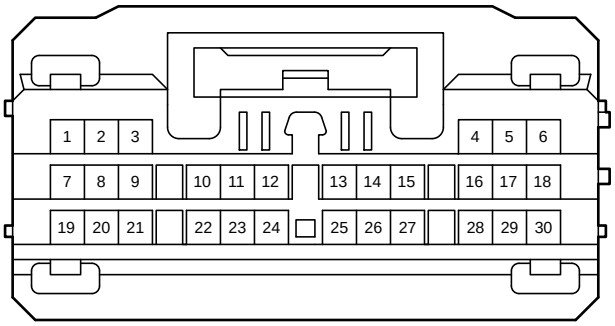

N 13
White

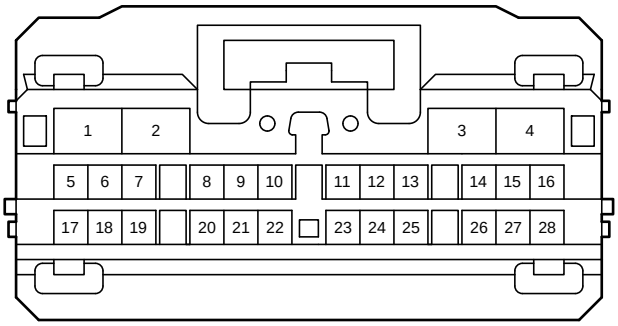

N 28
Black

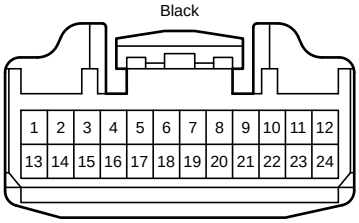

N 40
Black

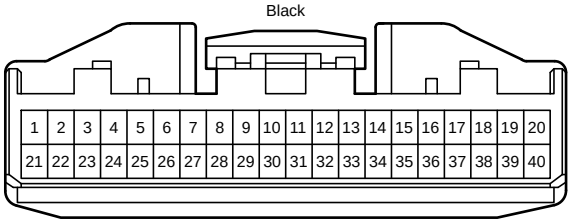

N107
White

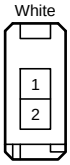

N112
White

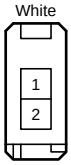

N113
White

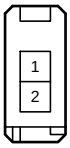

N119
White

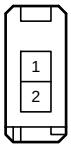

N121
White

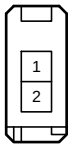

T 6
Black

U 8
Black

U 49
White

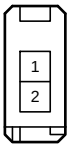

U 50
White

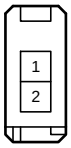

4A
White

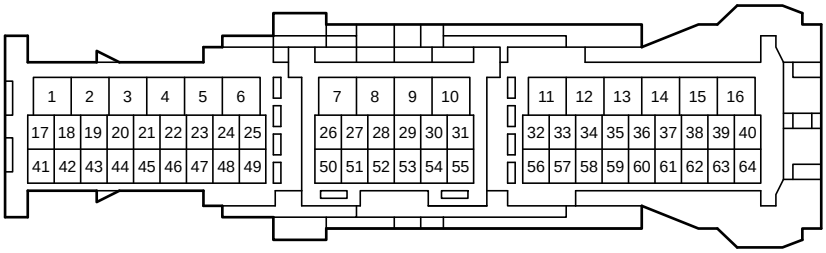

4B
White

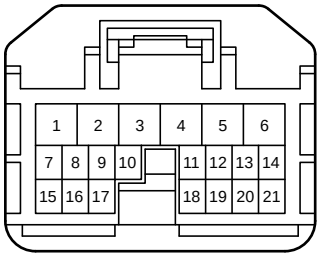

4C
White

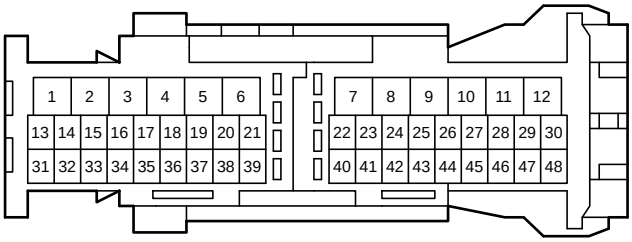

5A
White

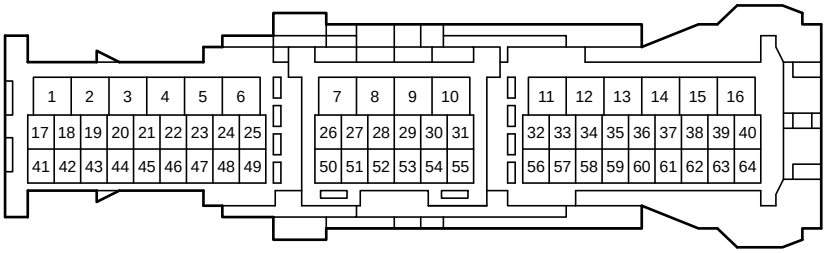

5B
White

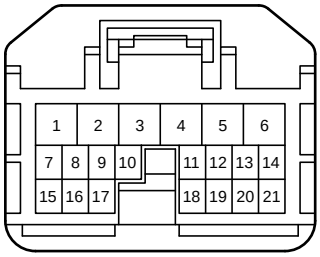

5C
White

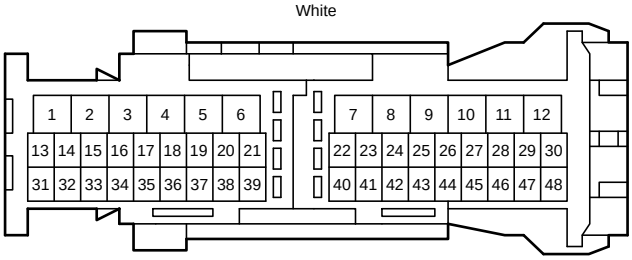

5D
White

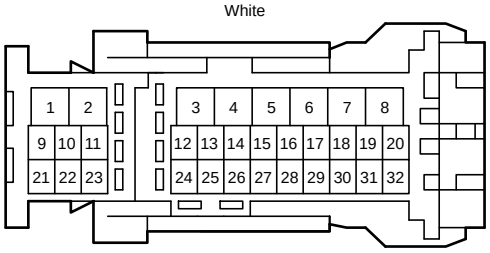

NA2
White

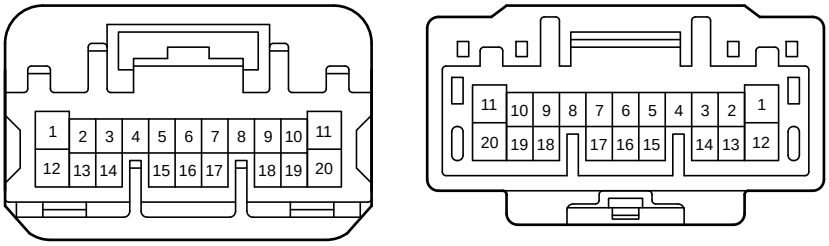

NN1
White

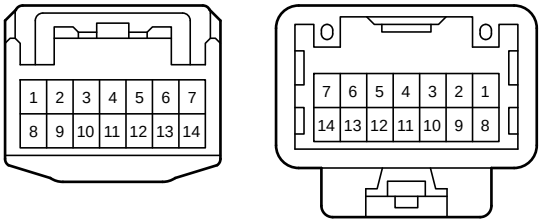

NU1
White

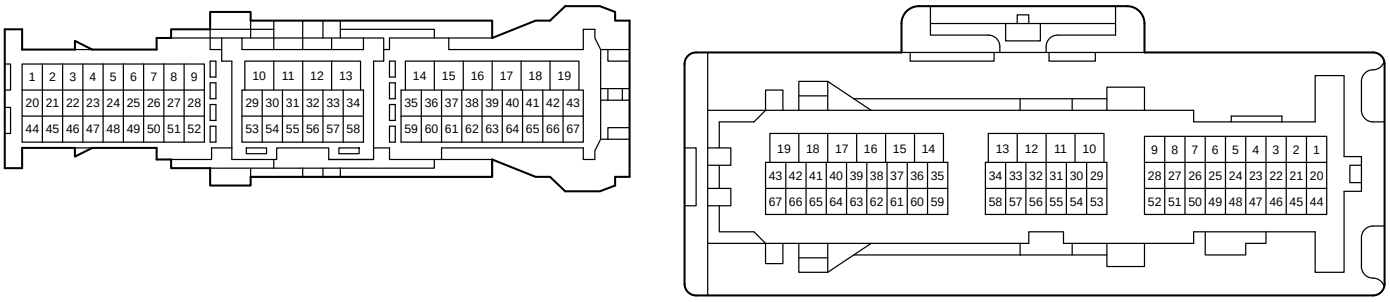
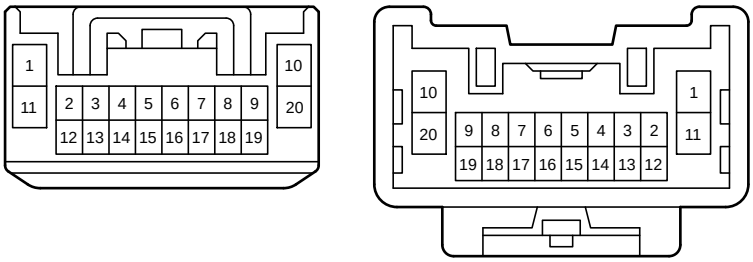
NU2
White