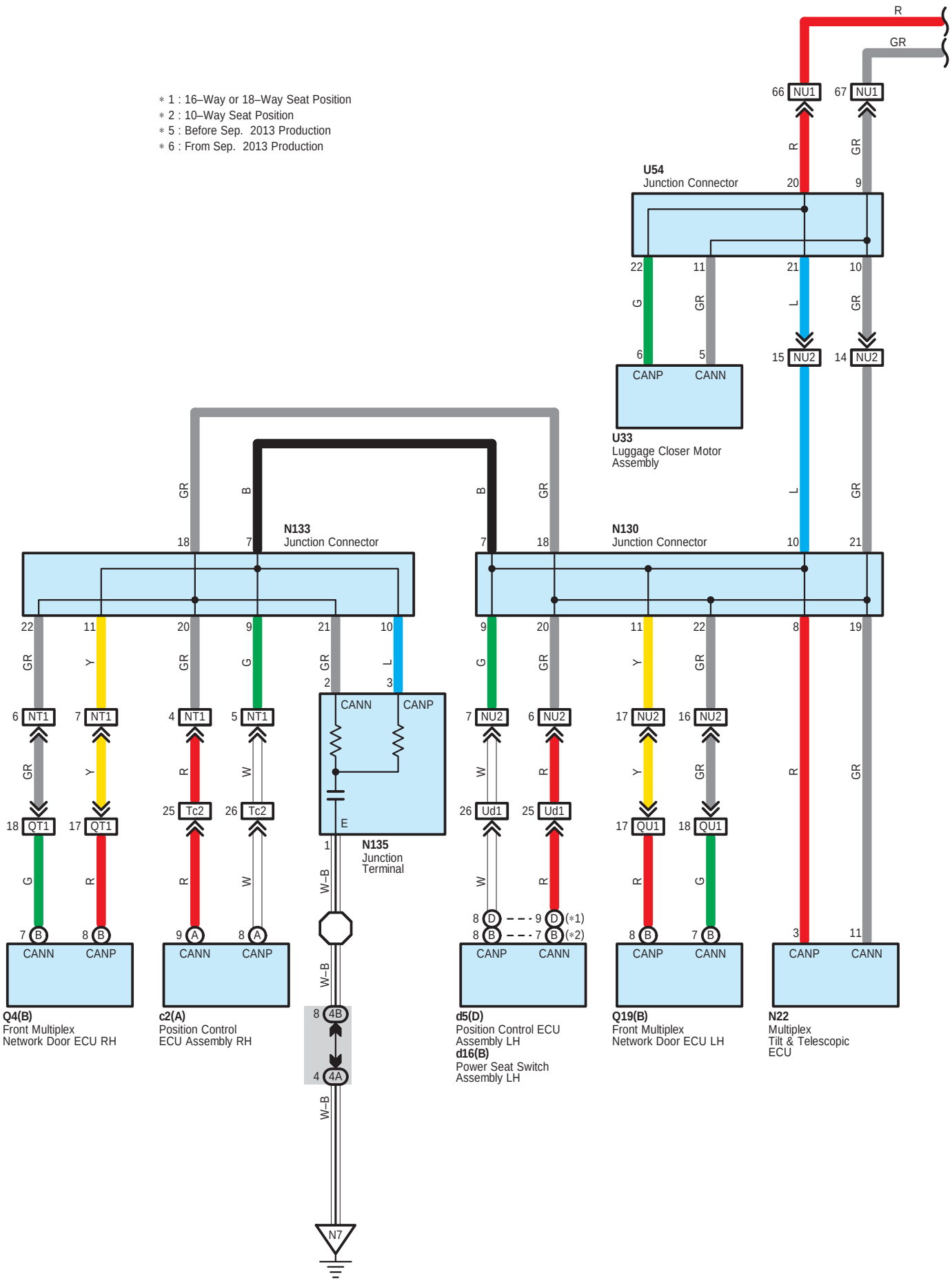
∗ 1 : 16–Way or 18–Way Seat Position
∗ 2 : 10–Way Seat Position
∗ 5 : Before Sep. 2013 Production
∗ 6 : From Sep. 2013 Production
U54
Junction Connector
U33
Luggage Closer Motor Assembly
N133
Junction Connector
N130
Junction Connector
N135
Junction Terminal
Q4(B)
Front Multiplex Network Door ECU RH
c2(A)
Position Control ECU Assembly RH
d5(D)
Position Control ECU Assembly LH
d16(B)
Power Seat Switch Assembly LH
Q19(B)
Front Multiplex Network Door ECU LH
N22
Multiplex Tilt & Telescopic ECU
N7

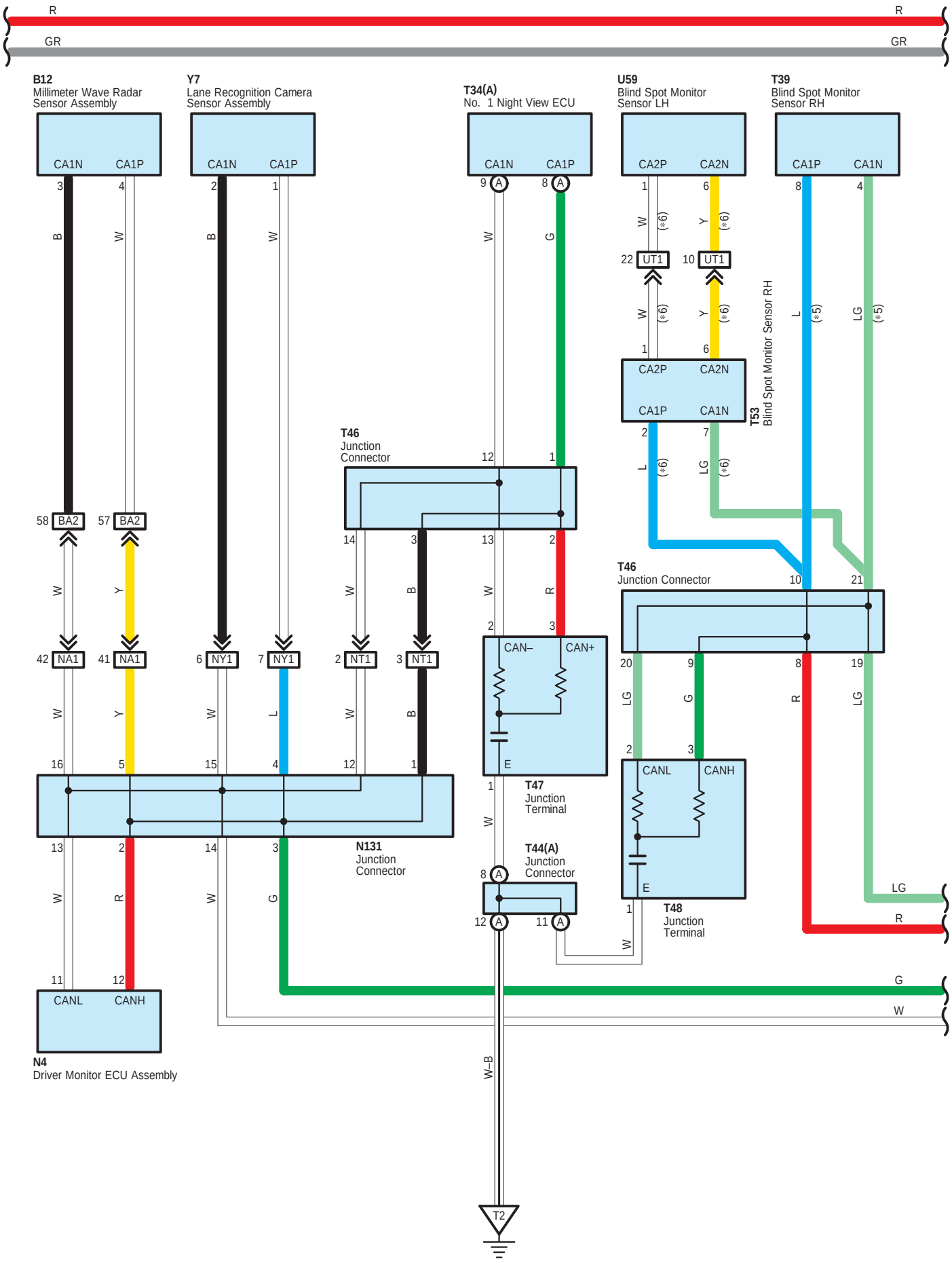
R
GR
B12
Millimeter Wave Radar Sensor Assembly
CA1N
CA1P
Y7
Lane Recognition Camera Sensor Assembly
T34(A)
No. 1 Night View ECU
U59
Blind Spot Monitor Sensor LH
CA2P
CA2N
T39
Blind Spot Monitor Sensor RH
UT1
T53
Blind Spot Monitor Sensor RH
T46
Junction Connector
BA2
NA1
NY1
NT1
CAN–
CAN+
T47
Junction Terminal
N131
Junction Connector
T44(A)
Junction Connector
CANL
CANH
T48
Junction Terminal
N4
Driver Monitor ECU Assembly
W–B
T2

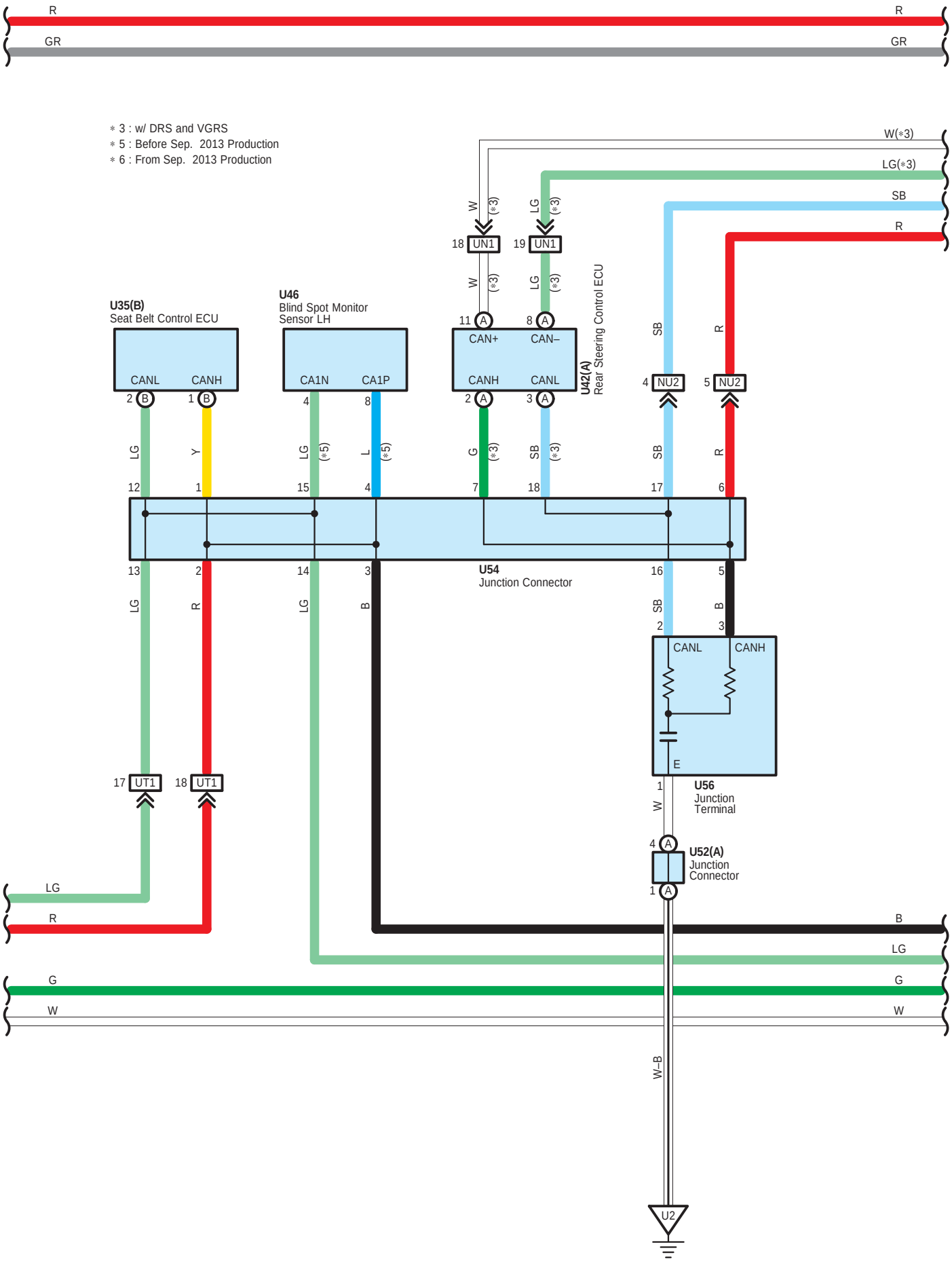
R
GR
∗3 : w/ DRS and VGRS
∗5 : Before Sep. 2013 Production
∗6 : From Sep. 2013 Production
W(∗3)
LG(∗3)
SB
R
U35(B)
Seat Belt Control ECU
CANL
CANH
U46
Blind Spot Monitor
Sensor LH
CA1N
CA1P
CAN+
CAN–
CANH
CANL
U42(A)
Rear Steering Control ECU
UN1
NU2
U54
Junction Connector
UT1
U56
Junction
Terminal
U52(A)
Junction
Connector
B
LG
G
W
W–B
U2

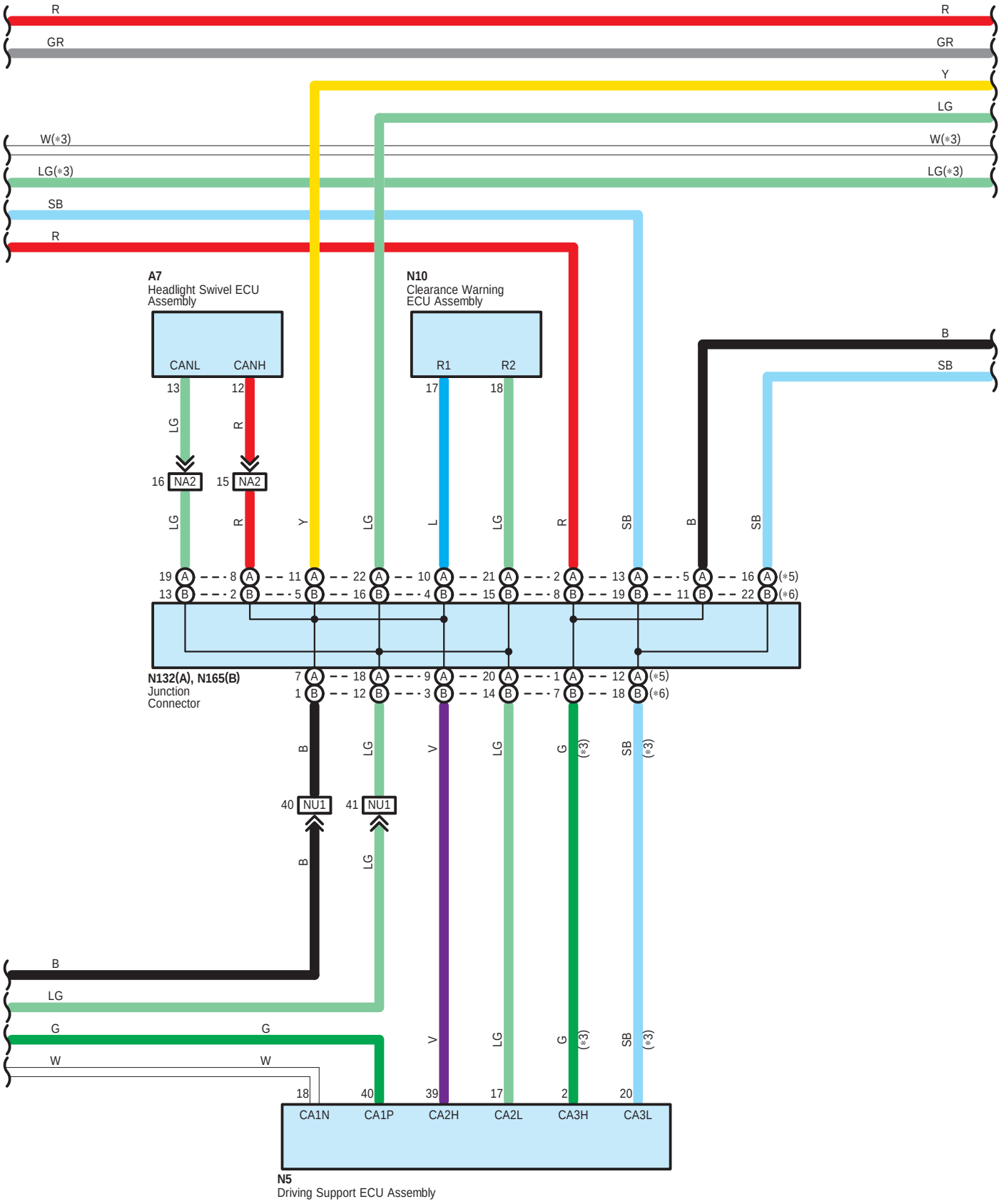
R
GR
Y
LG
W(*3)
LG(*3)
SB
R
B
SB
A7
Headlight Swivel ECU Assembly
CANL
CANH
13
12
LG
R
16
NA2
15
NA2
N10
Clearance Warning ECU Assembly
R1
R2
17
18
N132(A), N165(B)
Junction Connector
40
NU1
41
NU1
B
LG
G
W
V
CA1N
CA1P
CA2H
CA2L
CA3H
CA3L
N5
Driving Support ECU Assembly

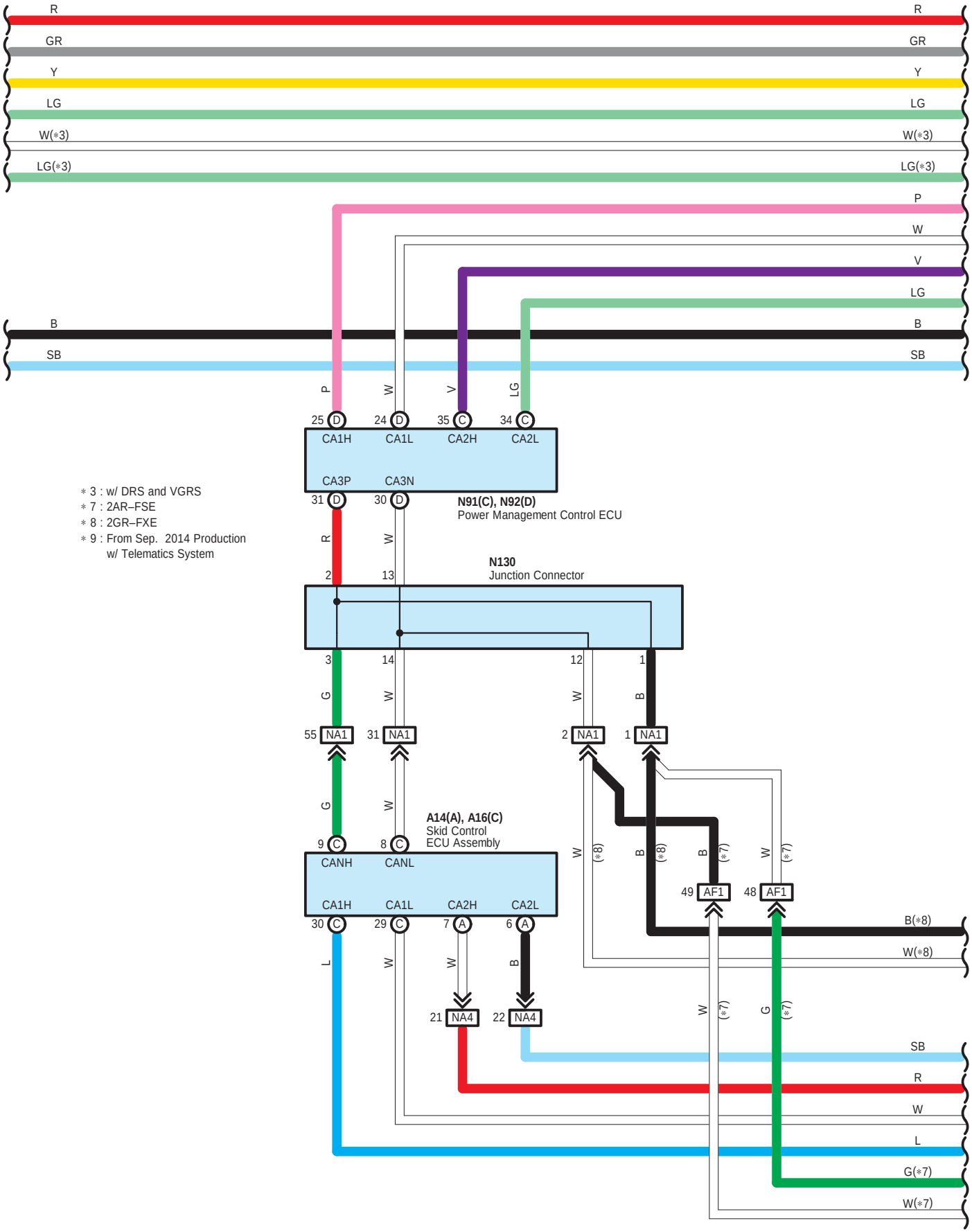
R
GR
Y
LG
W(*3)
LG(*3)
P
W
V
LG
B
SB
25 D CA1H
24 D CA1L
35 C CA2H
34 C CA2L
CA3P
CA3N
31 D
30 D
N91(C), N92(D)
Power Management Control ECU
N130
Junction Connector
2
13
3
14
12
1
55 NA1
31 NA1
2 NA1
1 NA1
9 C CANH
8 C CANL
A14(A), A16(C)
Skid Control
ECU Assembly
CA1H
CA1L
CA2H
CA2L
30 C
29 C
7 A
6 A
21 NA4
22 NA4
49 AF1
48 AF1
B(*8)
W(*8)
SB
R
W
L
G(*7)
W(*7)
* 3 : w/ DRS and VGRS
* 7 : 2AR–FSE
* 8 : 2GR–FXE
* 9 : From Sep. 2014 Production
w/ Telematics System

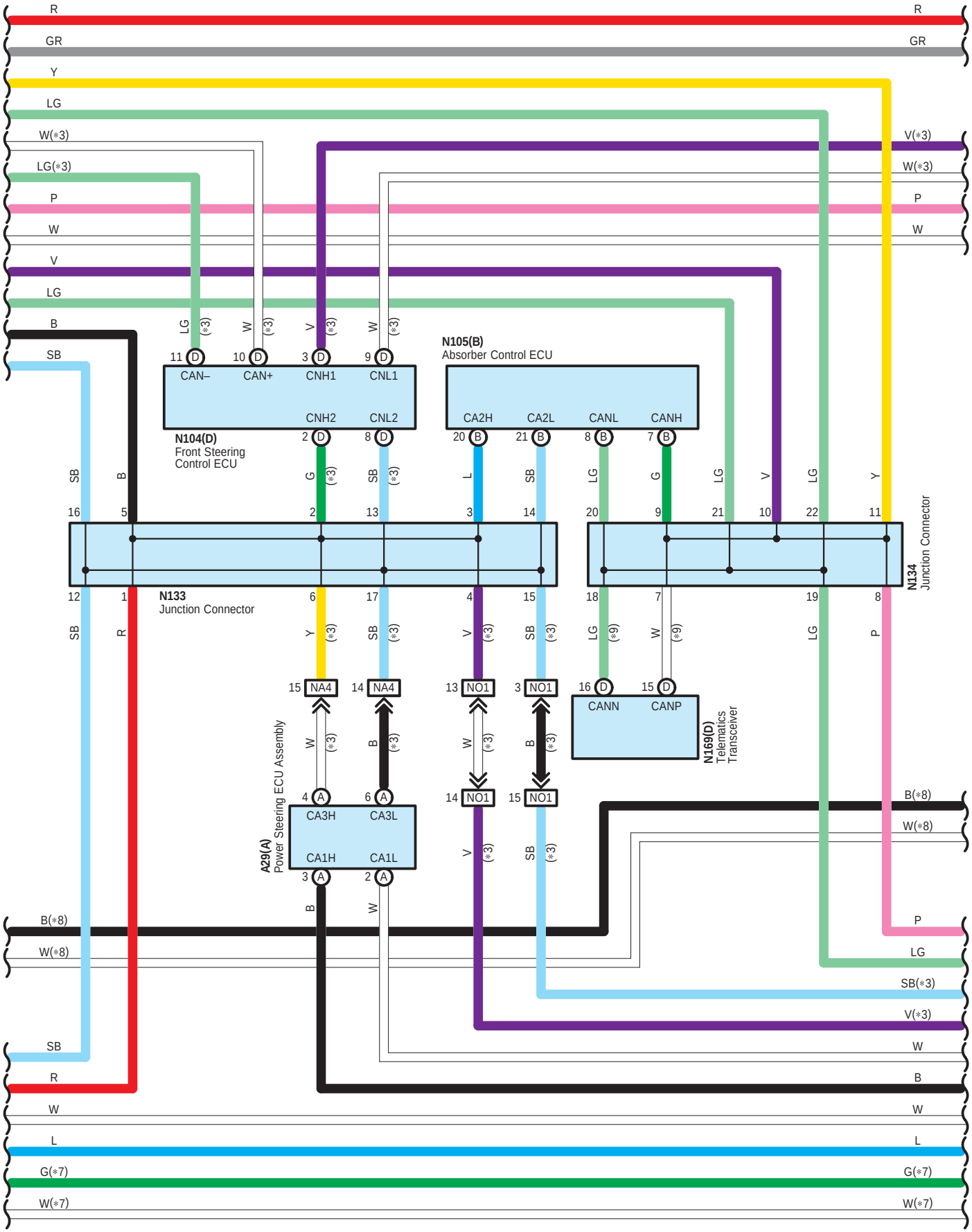
R
GR
Y
LG
W(*3)
LG(*3)
P
W
V
LG
B
SB
V(*3)
W(*3)
N105(B)
Absorber Control ECU
CAN–
CAN+
CNH1
CNL1
CNH2
CNL2
CA2H
CA2L
CANL
CANH
N104(D)
Front Steering
Control ECU
N133
Junction Connector
N134
Junction Connector
NA4
NO1
CANN
CANP
N169(D)
Telematics
Transceiver
A29(A)
Power Steering ECU Assembly
CA3H
CA3L
CA1H
CA1L
B(*8)
W(*8)
SB(*3)
V(*3)
G(*7)
W(*7)

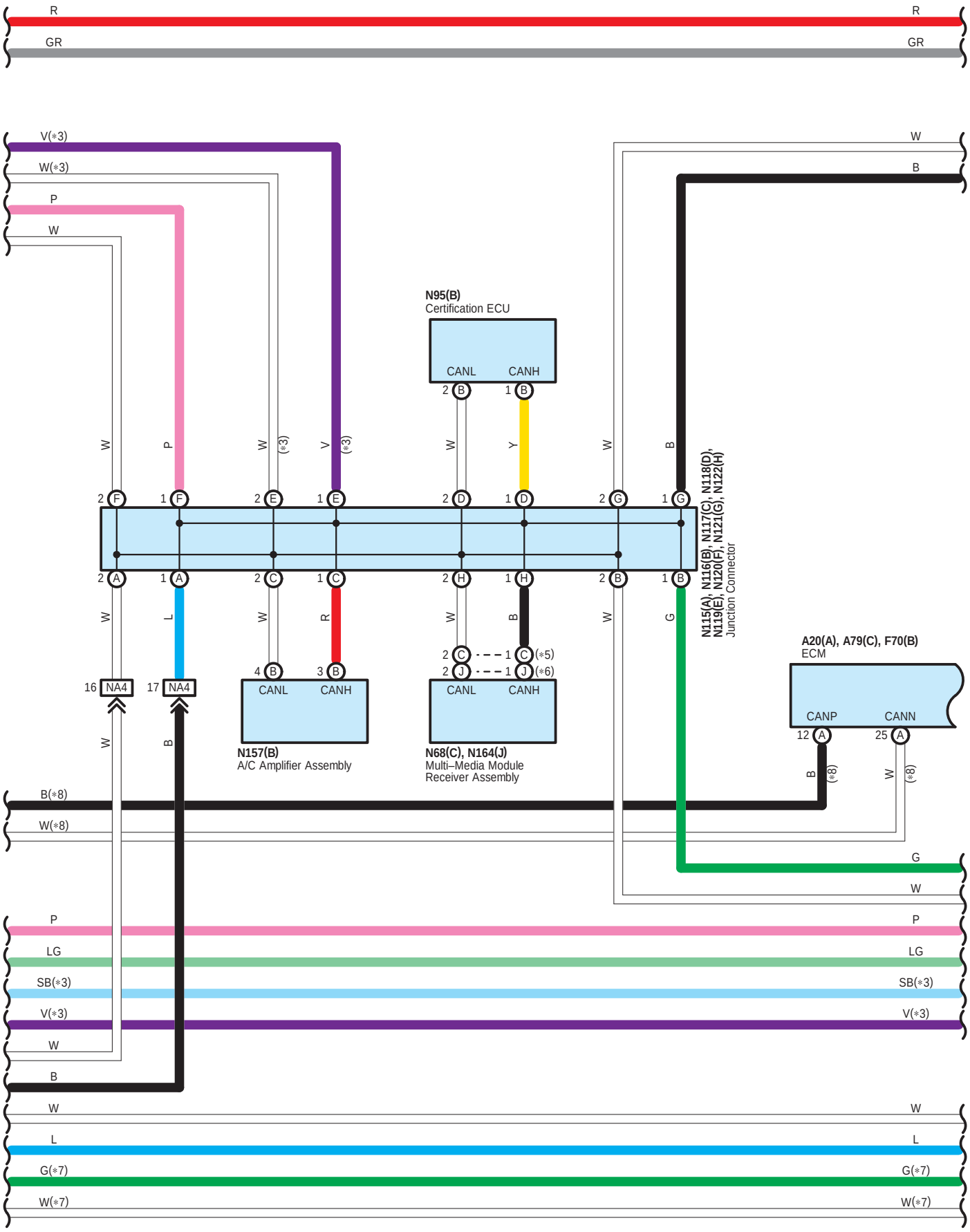
R
GR
V(*3)
W(*3)
P
W
N95(B)
Certification ECU
CANL
CANH
N115(A), N116(B), N117(C), N118(D),
N119(E), N120(F), N121(G), N122(H)
Junction Connector
A20(A), A79(C), F70(B)
ECM
CANP
CANN
N157(B)
A/C Amplifier Assembly
N68(C), N164(J)
Multi–Media Module
Receiver Assembly
NA4
B(*8)
W(*8)
G
LG
SB(*3)
L
G(*7)
W(*7)

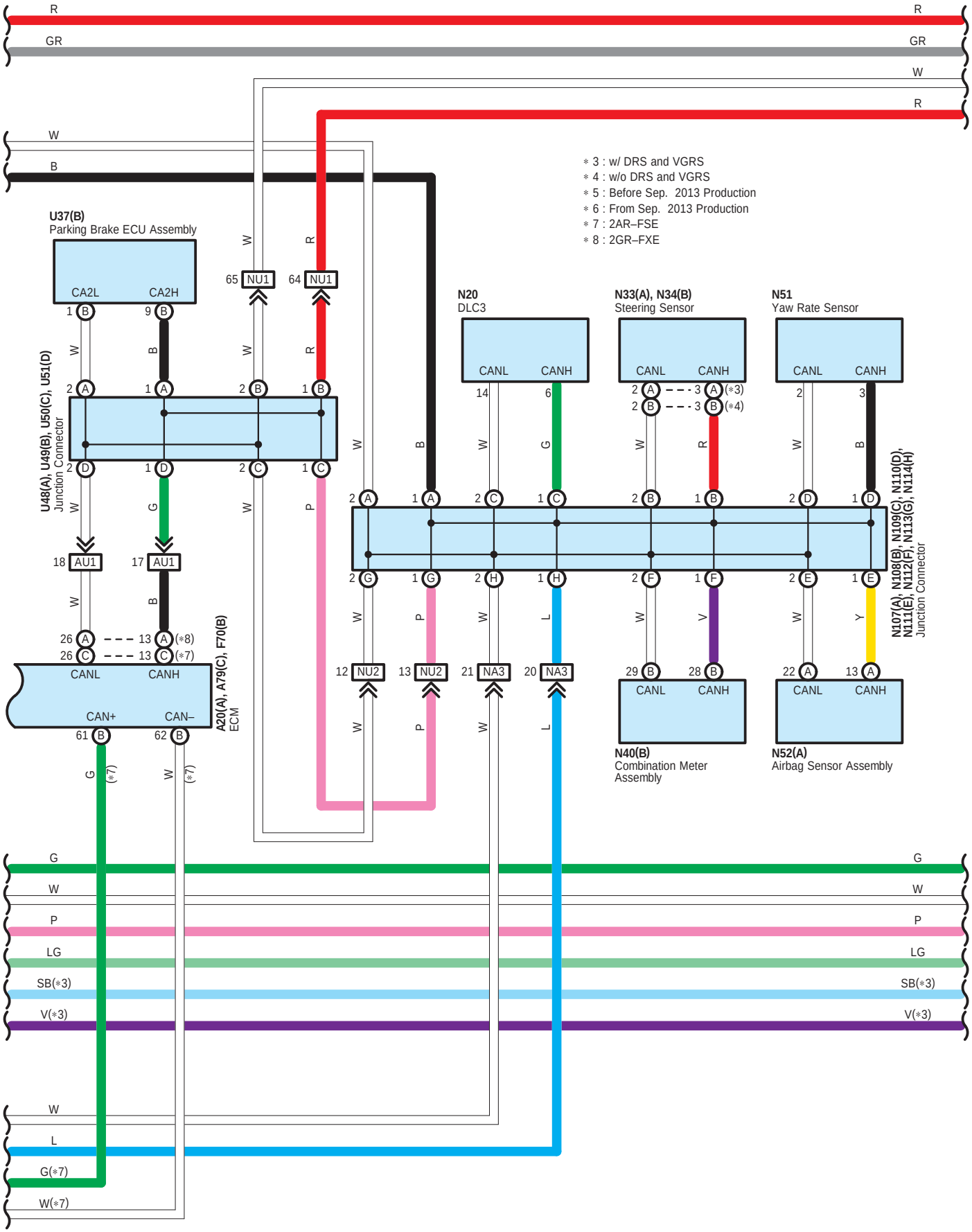
R
GR
W
B
∗ 3 : w/ DRS and VGRS
∗ 4 : w/o DRS and VGRS
∗ 5 : Before Sep. 2013 Production
∗ 6 : From Sep. 2013 Production
∗ 7 : 2AR–FSE
∗ 8 : 2GR–FXE
U37(B)
Parking Brake ECU Assembly
CA2L
CA2H
65 NU1
64 NU1
U48(A), U49(B), U50(C), U51(D)
Junction Connector
18 AU1
17 AU1
26 A – – – 13 A (∗8)
26 C – – – 13 C (∗7)
CANL
CANH
CAN+
CAN–
61 B
62 B
A20(A), A79(C), F70(B)
ECM
N20
DLC3
N33(A), N34(B)
Steering Sensor
N51
Yaw Rate Sensor
2 A – – – 3 A (∗3)
2 B – – – 3 B (∗4)
N107(A), N108(B), N109(C), N110(D),
N111(E), N112(F), N113(G), N114(H)
Junction Connector
12 NU2
13 NU2
21 NA3
20 NA3
29 B
28 B
22 A
13 A
N40(B)
Combination Meter
Assembly
N52(A)
Airbag Sensor Assembly
G
W
P
LG
SB(∗3)
V(∗3)
L
G(∗7)
W(∗7)

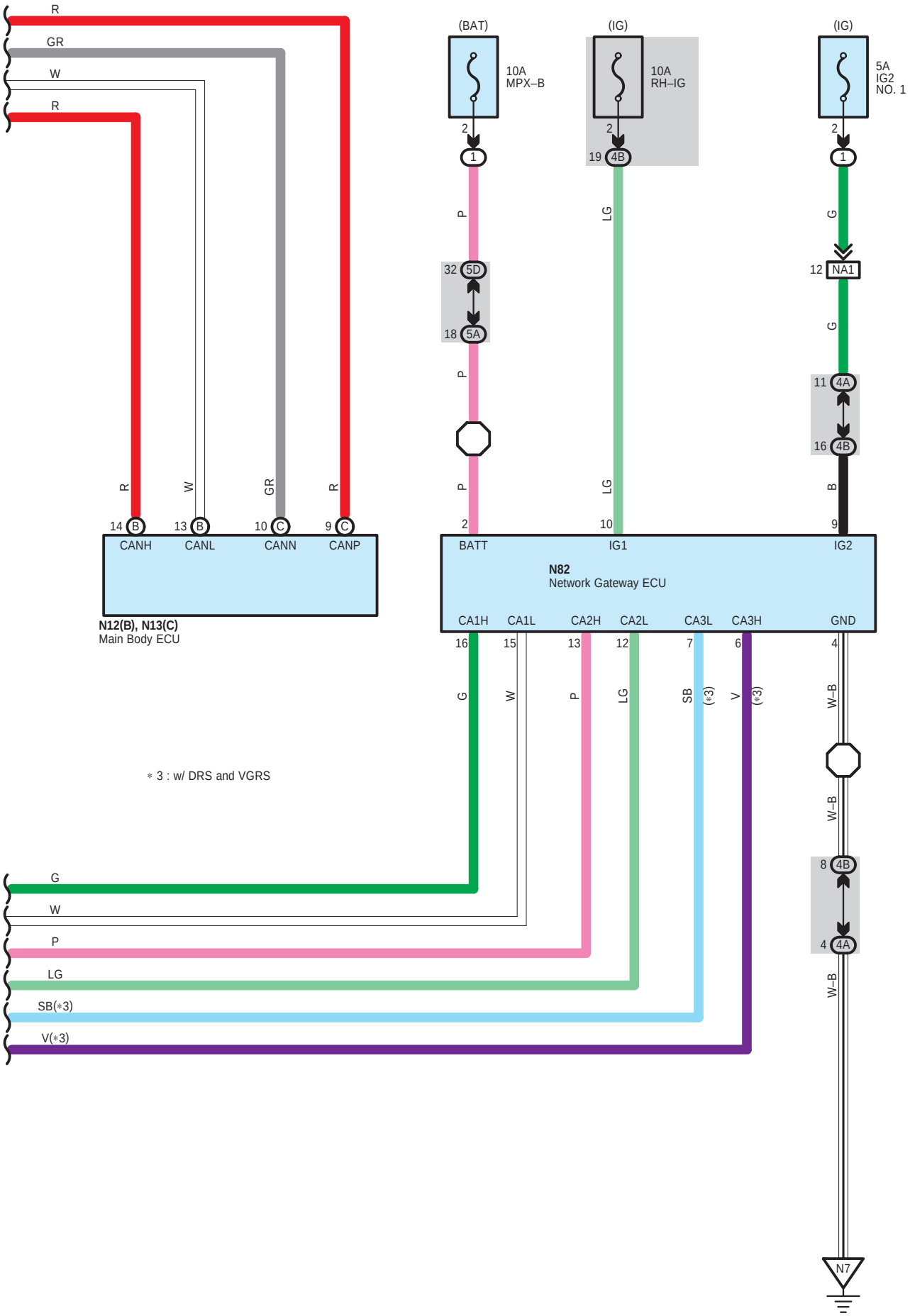
R
GR
W
R
(BAT)
10A
MPX–B
(IG)
10A
RH–IG
(IG)
5A
IG2
NO. 1
2
1
P
32 5D
18 5A
P
P
2
2
19 4B
LG
LG
10
2
1
G
12 NA1
G
11 4A
16 4B
B
9
R
W
GR
R
14 B
13 B
10 C
9 C
CANH
CANL
CANN
CANP
N12(B), N13(C)
Main Body ECU
BATT
IG1
IG2
N82
Network Gateway ECU
CA1H
CA1L
CA2H
CA2L
CA3L
CA3H
GND
16
15
13
12
7
6
4
G
W
P
LG
SB
(*3)
V
(*3)
W–B
W–B
8 4B
4 4A
W–B
N7
* 3 : w/ DRS and VGRS
G
W
P
LG
SB(*3)
V(*3)

A 7
White

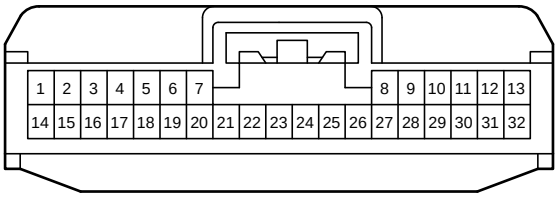

A 14
Black

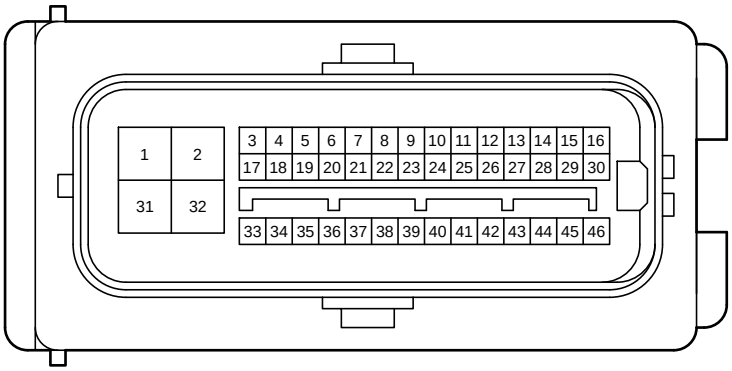

A 16
Gray

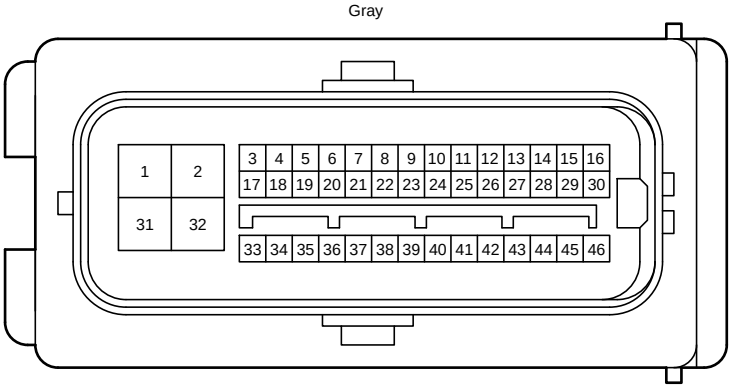

A 20
Black

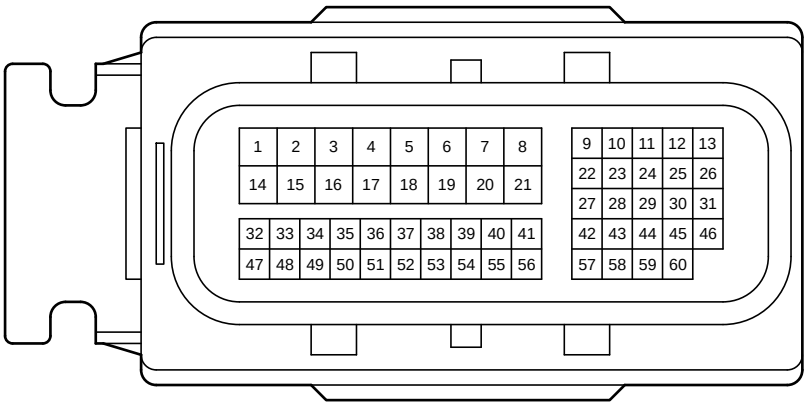

A 29
Black

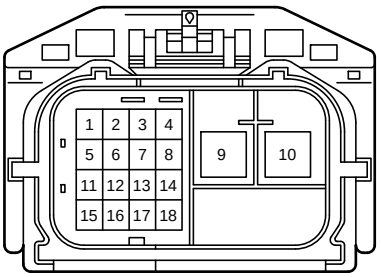

A 79
Black

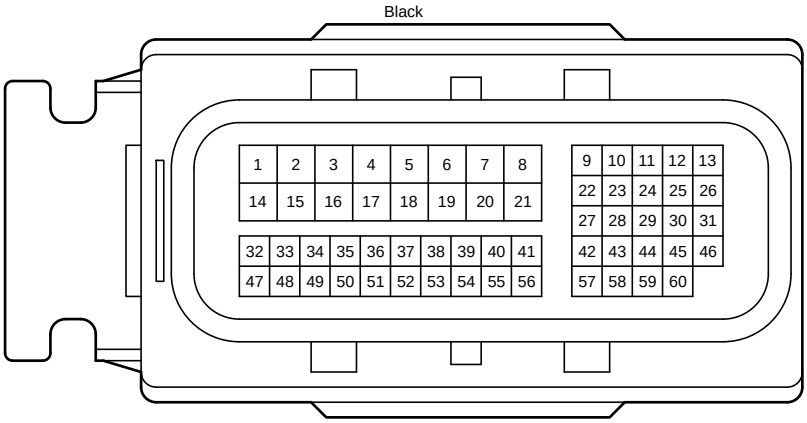

B 12
Black

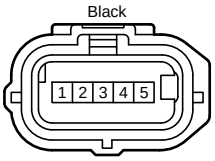

F 70
Black

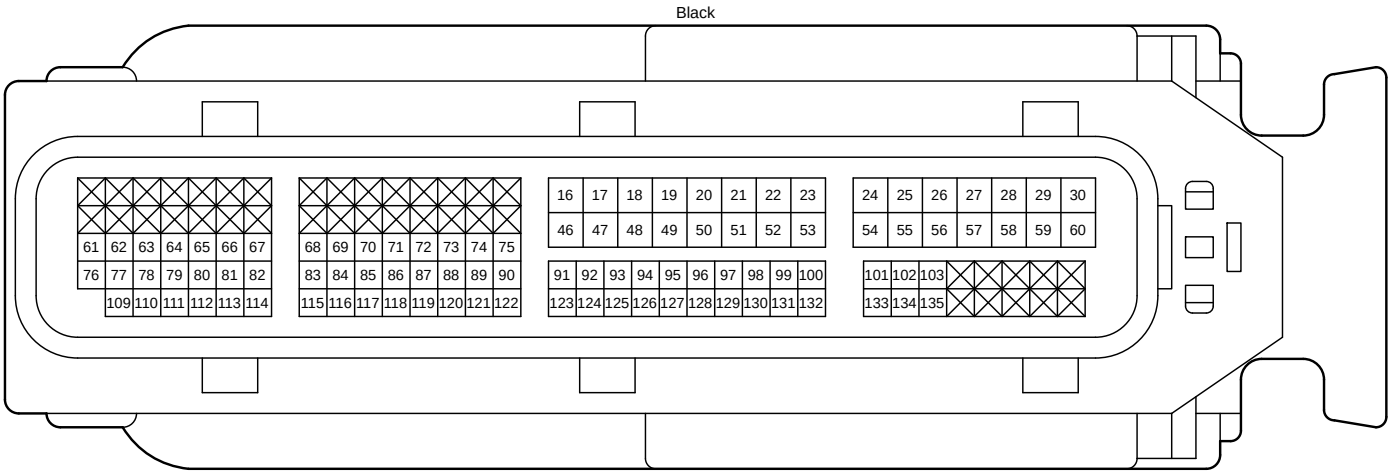

N 4
White

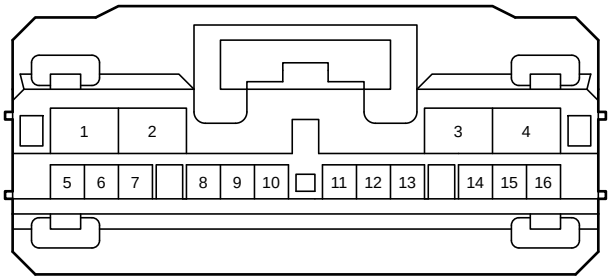

N 5
White

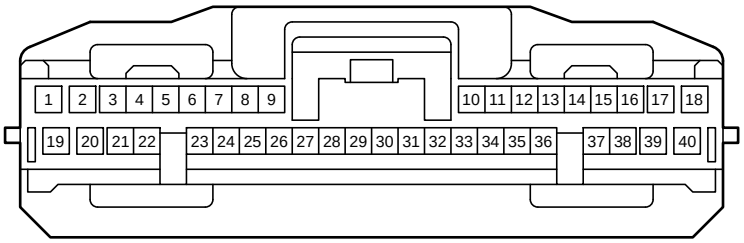

N 10
Black

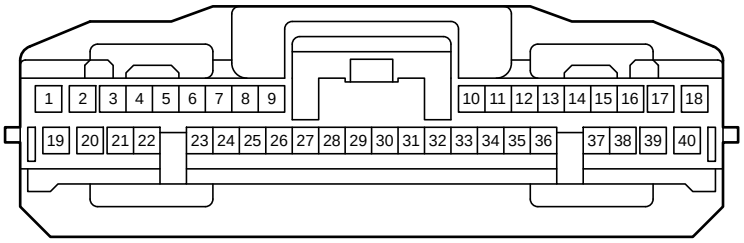

N 12
White

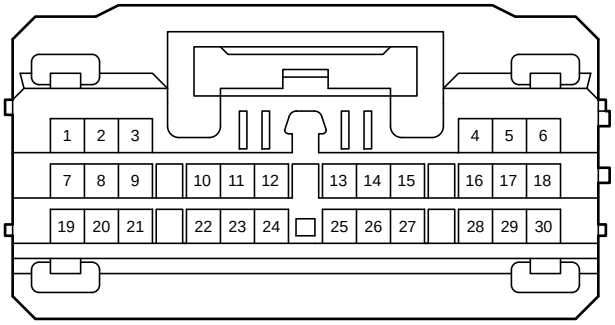

N 13
White

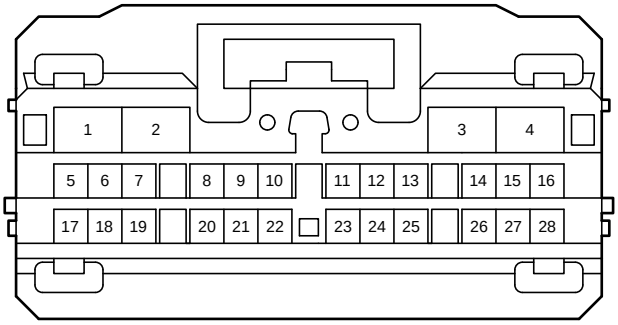

N 20
Black

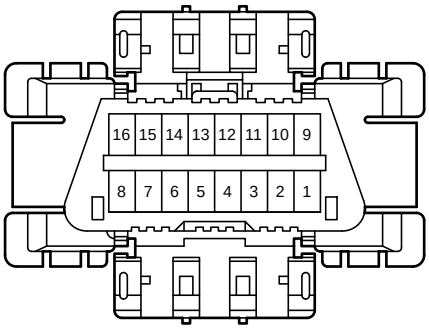

N 22
Black

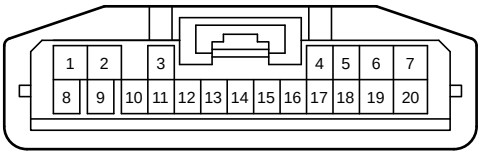

N 33
White

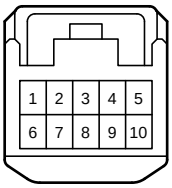

N 34
Black

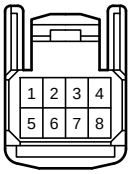

N 40
Black

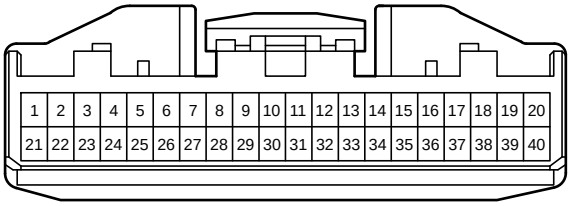

N 51
Black



N 52
Yellow

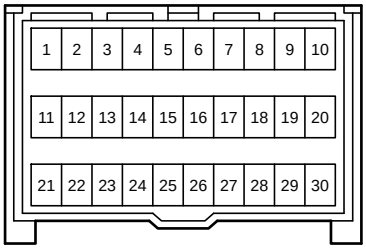

N 68
White

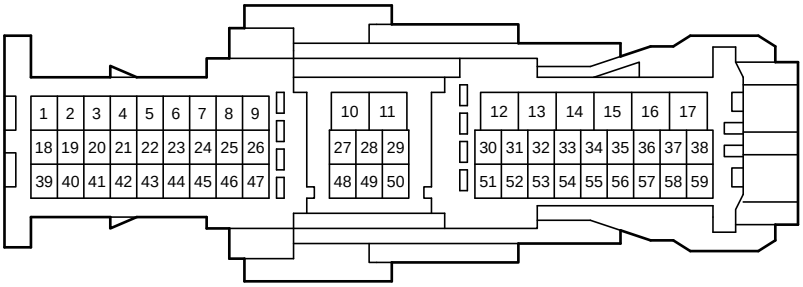

N 82
White

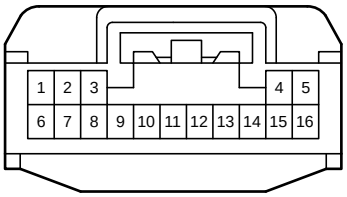

N 91
Gray

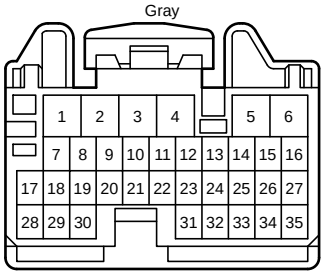

N 92
Gray

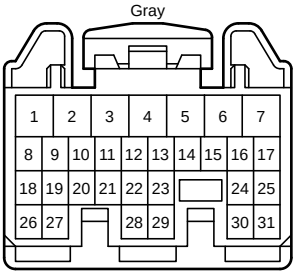

N 95
White

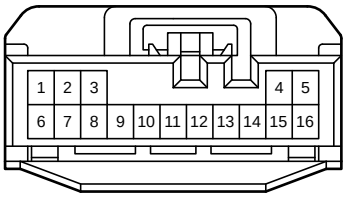

N104
White

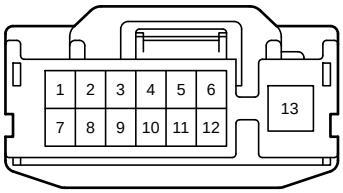

N105
Black

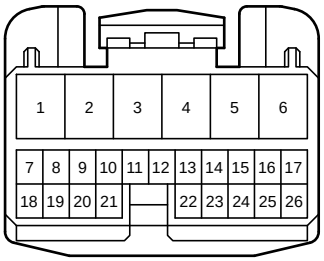

N107
White

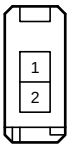

N108
White

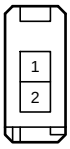

N109
White

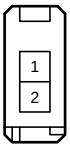

N110
White

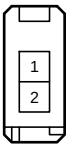

N111
White

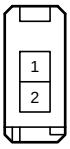

N112
White

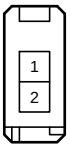

N113
White

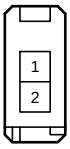

N114
White

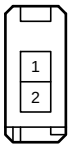

N115
White

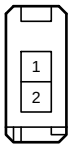

N116
White

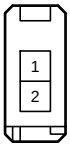

N117
White

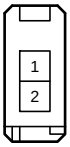

N118
White

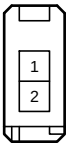

N119
White

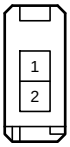

N120
White

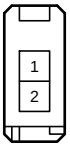

N121
White

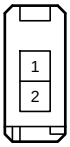

N122
White

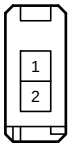

N130
Black

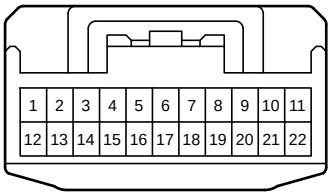

N131
Gray

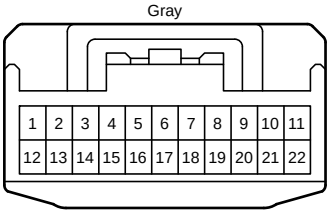

N132
Black

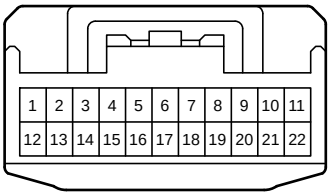

N133
Black

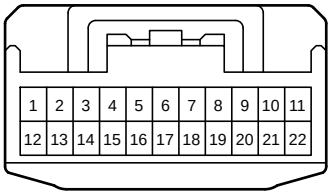

N134
Black

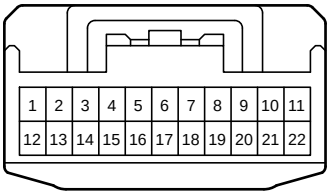

N135
White

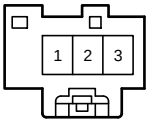

N157
White

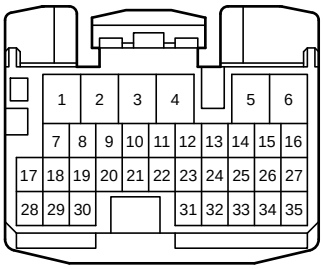

N164
White

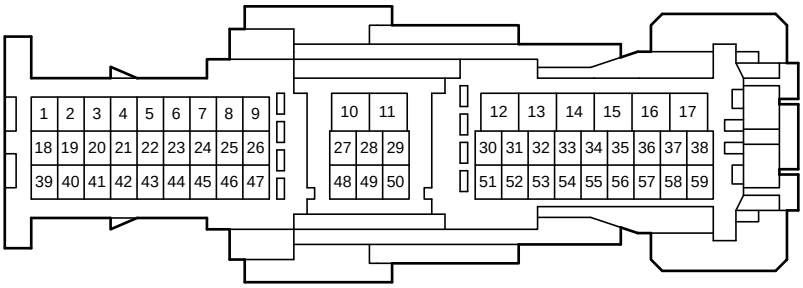

N165
Black

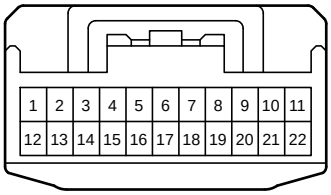

N169
White

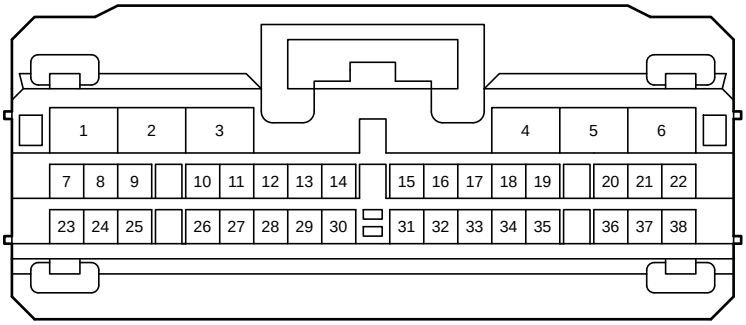

Q 4
White

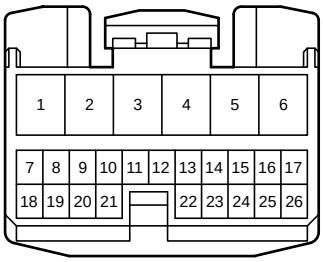

Q 19
White

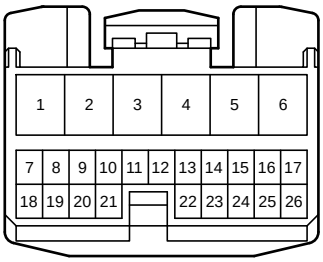

T 34
White

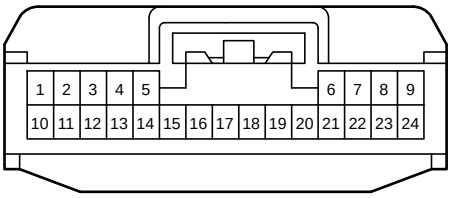

T 39
Black

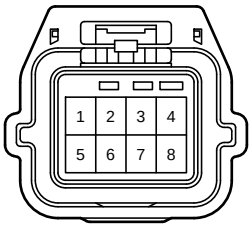

T 44
Blue



T 46
Black

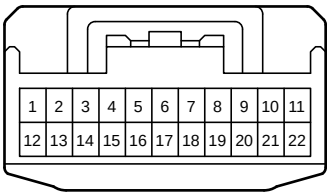

T 47
White

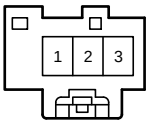

T 48
White

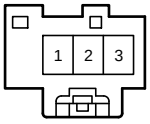

T 53
Black

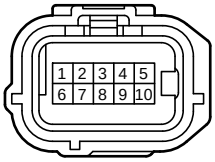

U 33
White

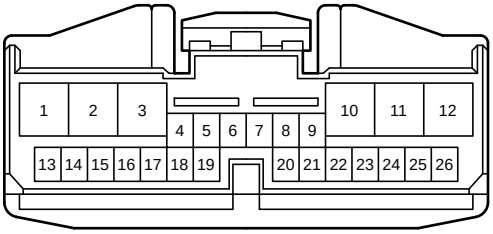

U 35
White

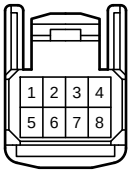

U 37
White



U 42
Black

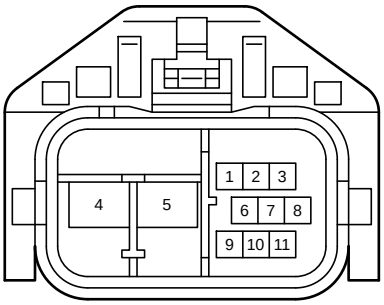

U 46
Black

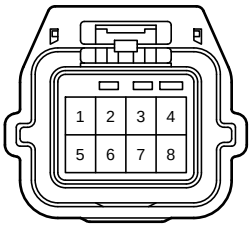

U 48
White

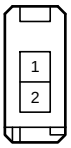

U 49
White

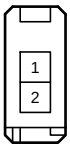

U 50
White

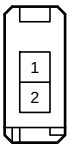

U 51
White

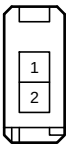

U 52
Blue



U 54
Blue

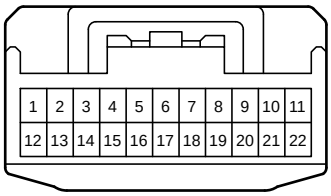

U 56
White

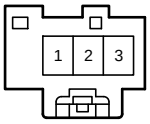

U 59
Black

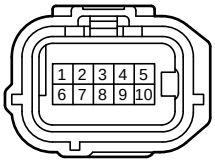

Y 7
White

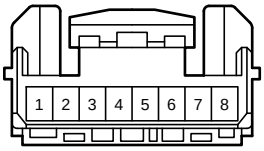

c 2
White

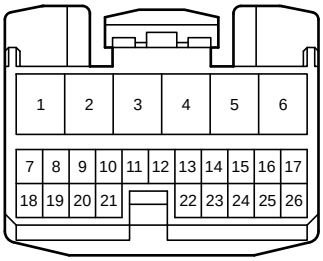

d 5
White

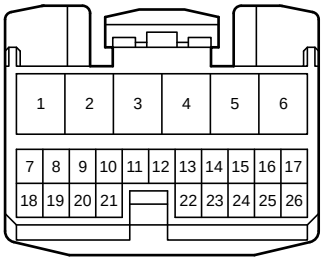

d 16
Black

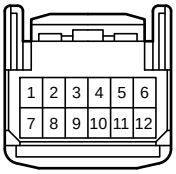

4A
White

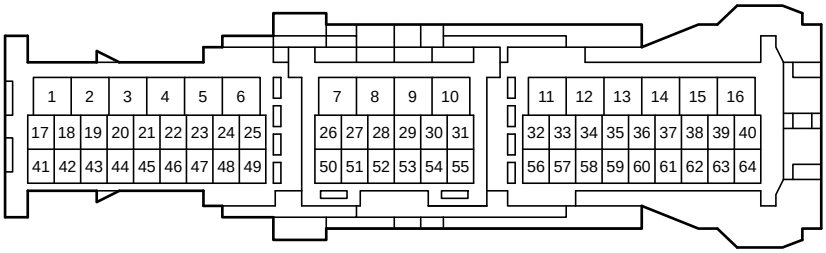

4B
White

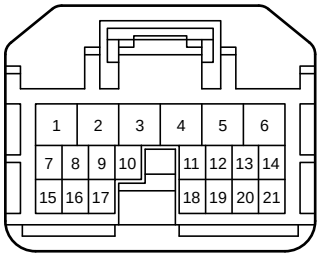

5A
White

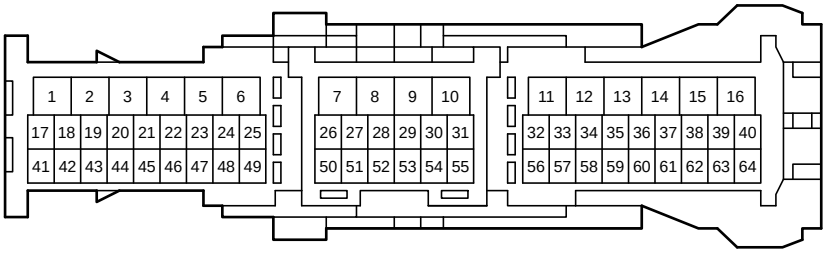

5D
White

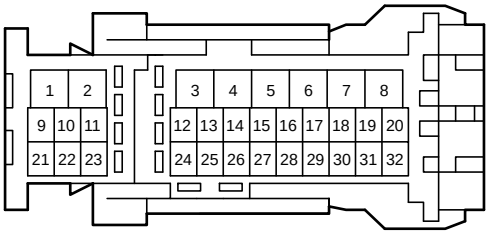

AF1
White

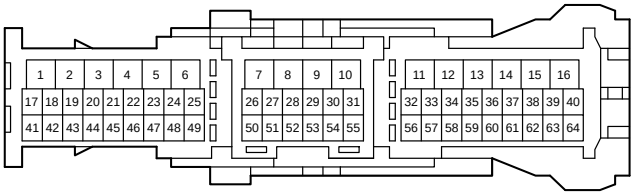

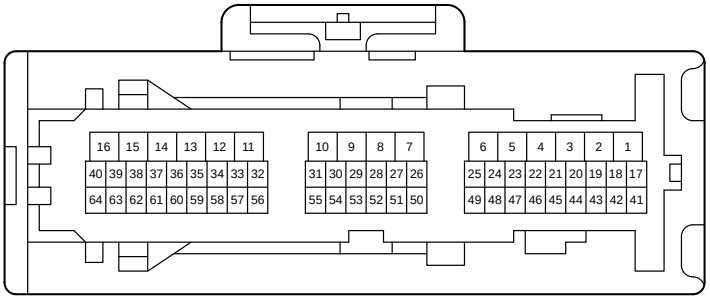

AU1
White

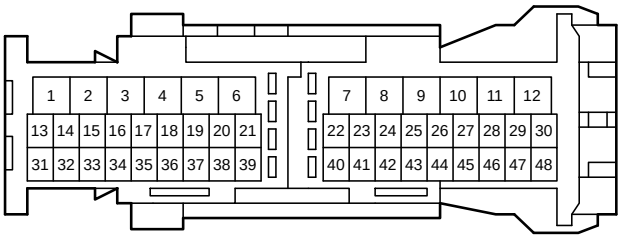

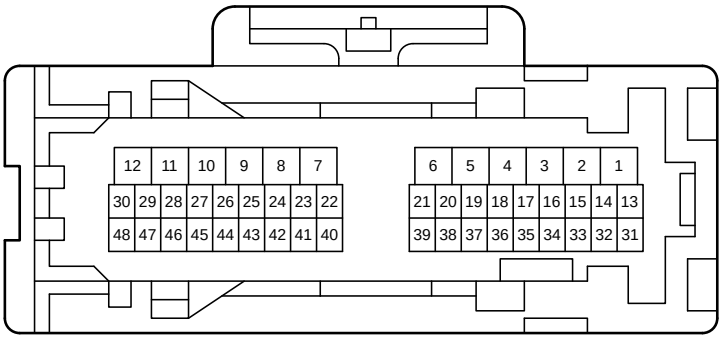

BA2
White

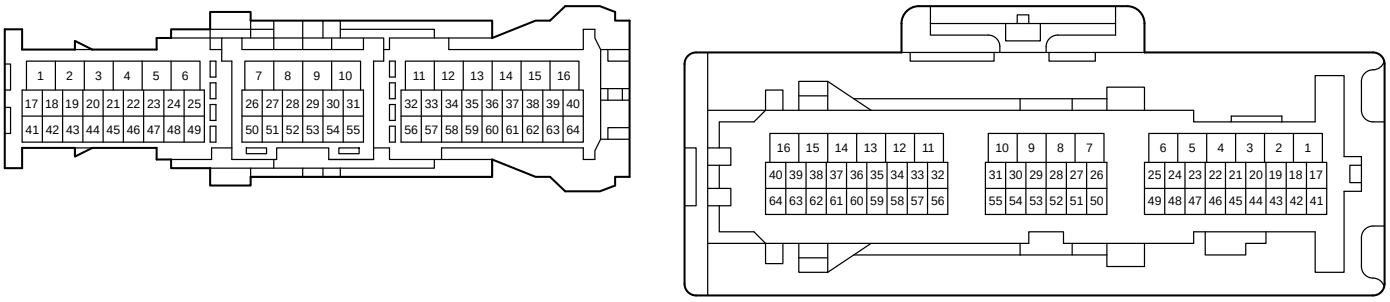

NA1
White

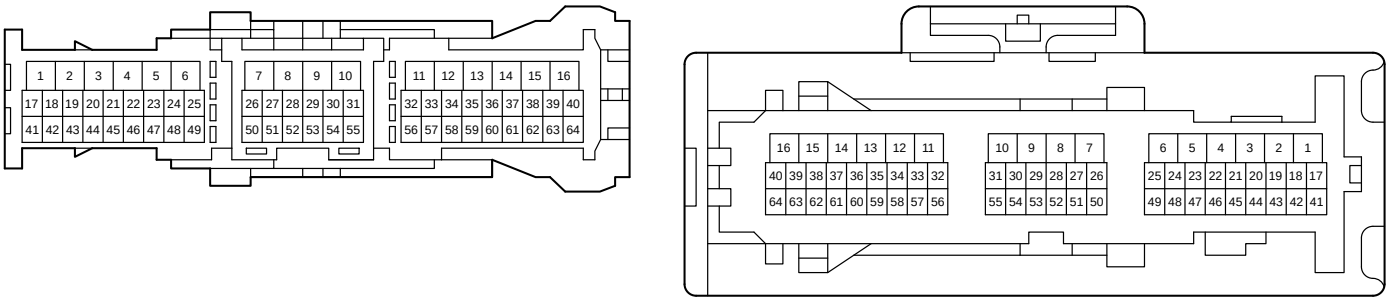

NA2
White

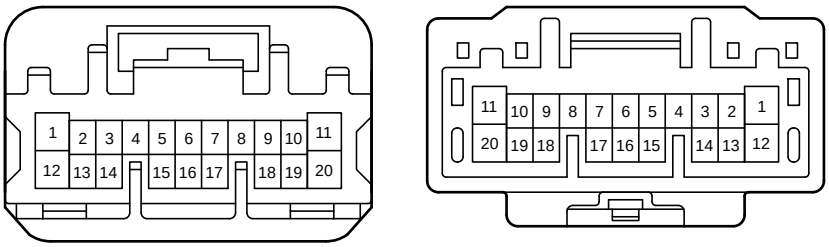

NA3
White

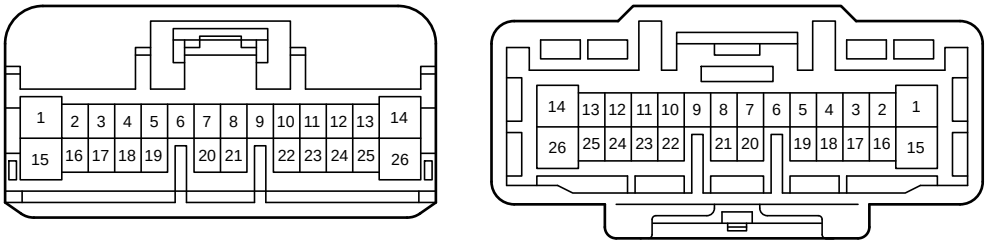

NA4
Gray

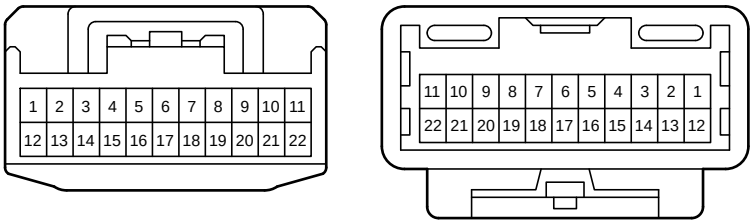

NO1
White

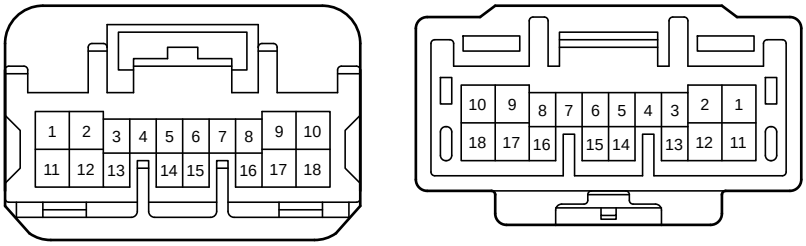

NT1
White

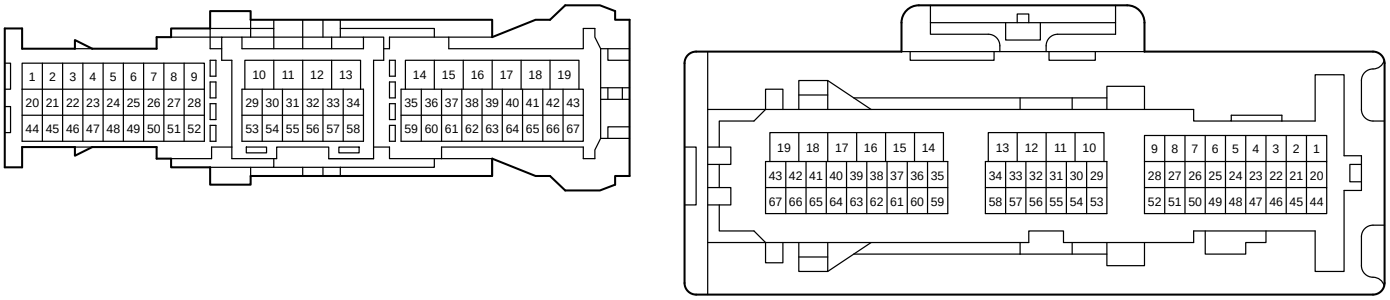

NU1
White

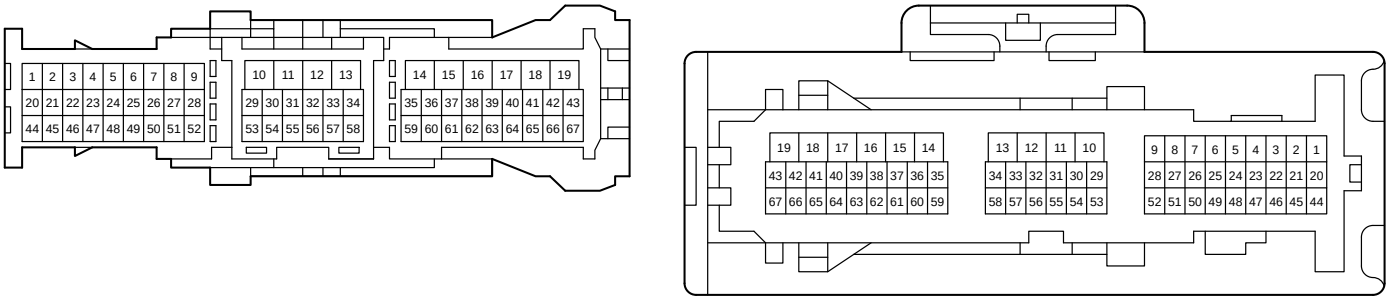

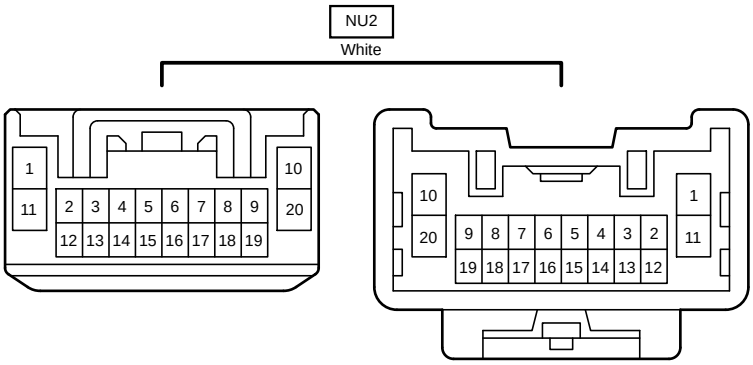
NU2
White
1
10
11
2 3 4 5 6 7 8 9
20
12 13 14 15 16 17 18 19
10
1
20
9 8 7 6 5 4 3 2
11
19 18 17 16 15 14 13 12

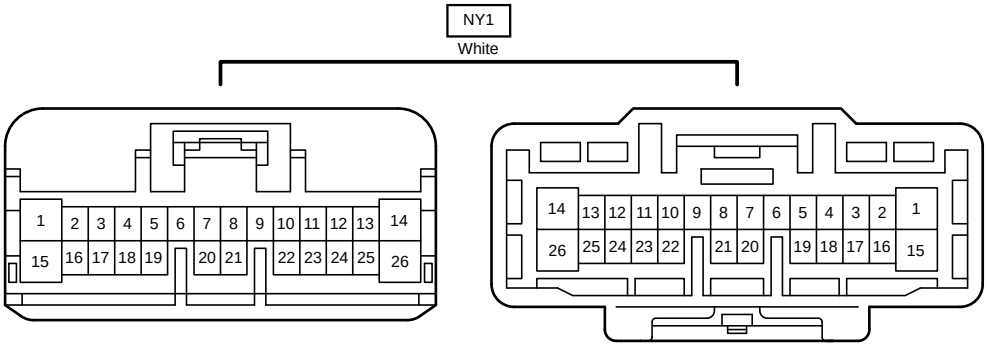
NY1
White
1 2 3 4 5 6 7 8 9 10 11 12 13 14
15 16 17 18 19 20 21 22 23 24 25 26
14 13 12 11 10 9 8 7 6 5 4 3 2 1
26 25 24 23 22 21 20 19 18 17 16 15

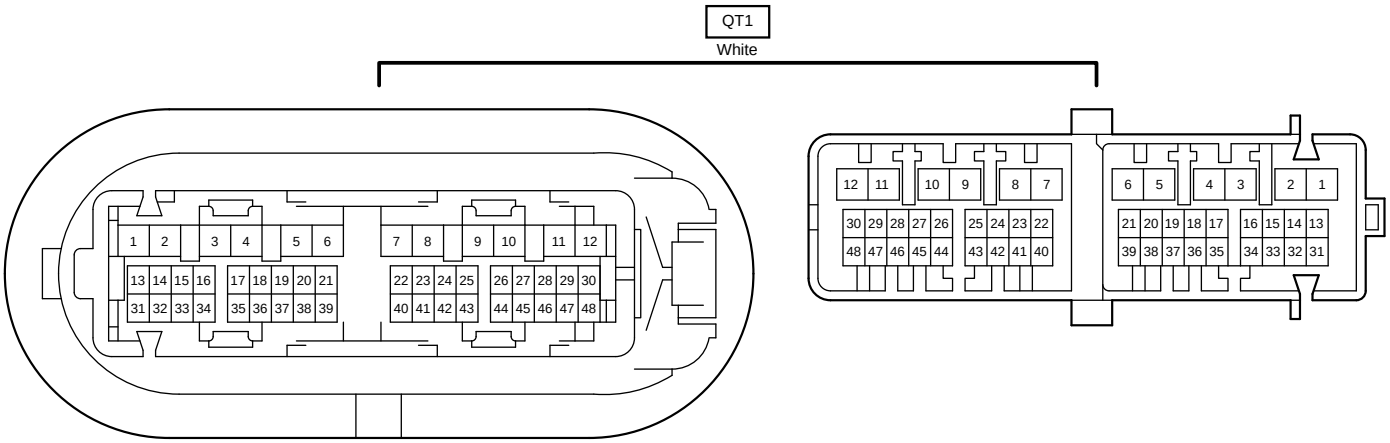
QT1
White
1 2 3 4 5 6 7 8 9 10 11 12
13 14 15 16 17 18 19 20 21 22 23 24 25 26 27 28 29 30
31 32 33 34 35 36 37 38 39 40 41 42 43 44 45 46 47 48
12 11 10 9 8 7 6 5 4 3 2 1
30 29 28 27 26 25 24 23 22 21 20 19 18 17 16 15 14 13
48 47 46 45 44 43 42 41 40 39 38 37 36 35 34 33 32 31

QU1
White

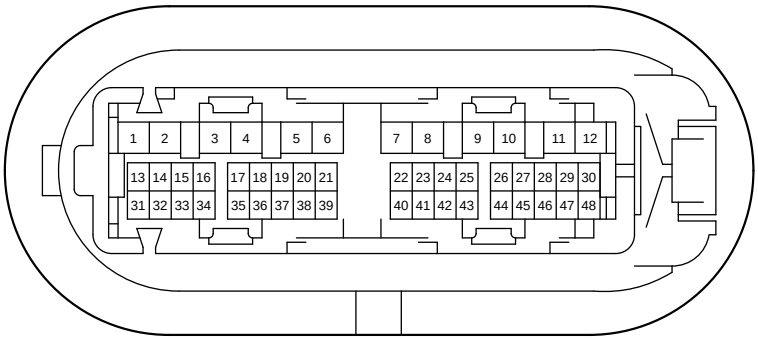

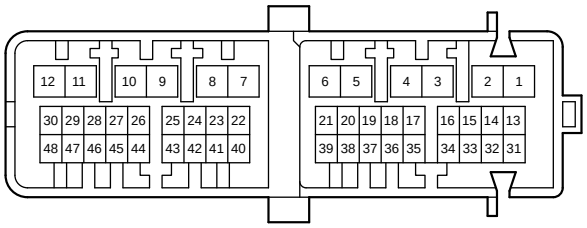

Tc2
White

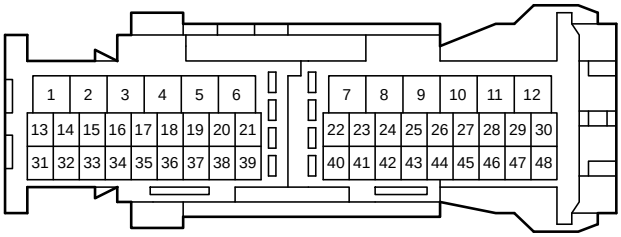

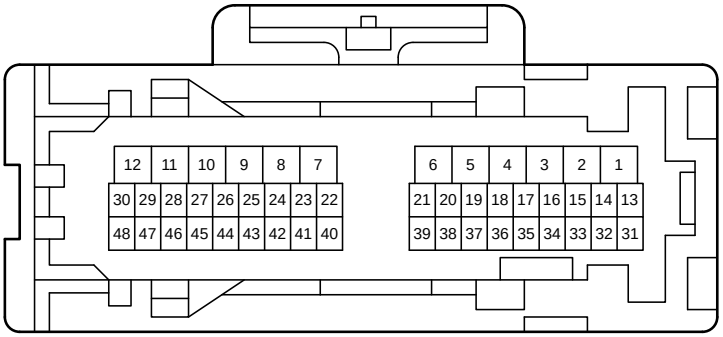

UN1
White

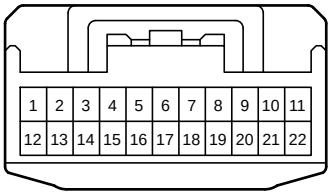

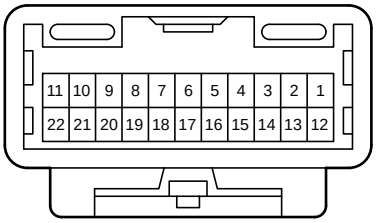

UT1
White

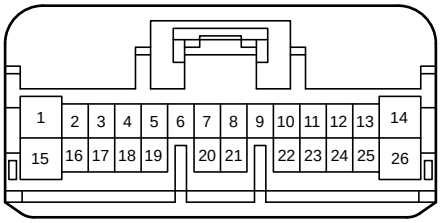

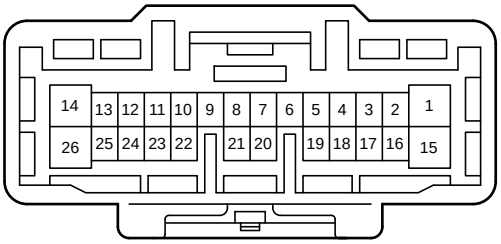

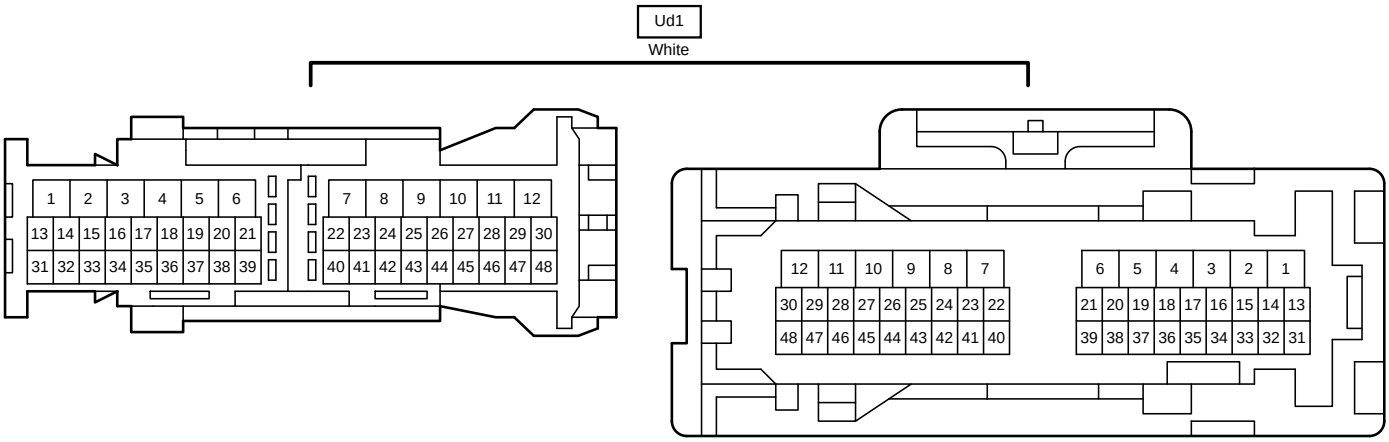
Ud1
White
1 2 3 4 5 6 7 8 9 10 11 12
13 14 15 16 17 18 19 20 21 22 23 24 25 26 27 28 29 30
31 32 33 34 35 36 37 38 39 40 41 42 43 44 45 46 47 48
12 11 10 9 8 7 6 5 4 3 2 1
30 29 28 27 26 25 24 23 22 21 20 19 18 17 16 15 14 13
48 47 46 45 44 43 42 41 40 39 38 37 36 35 34 33 32 31